

Spin-flip pair-density functional theory: A practical approach to treat static and dynamical correlations in large molecules

Oinam Romesh Meitei and Nicholas J. Mayhall*

Department of Chemistry, Virginia Tech, Blacksburg, Virginia 24061, USA

We present a practical approach to treat static and dynamical correlation accurately in large multi-configurational systems. The static correlation is accounted for using the spin-flip approach which is well known for capturing static correlation accurately at low-computational expense. Unlike previous approaches to add dynamical correlation to spin-flip models which use perturbation theory or coupled-cluster theory, we explore the ability to use the on-top pair-density functional theory approaches recently developed by Gagliardi and co-workers (JCTC, 10, 3669, 2014). External relaxations are carried out in the spin-flip calculations through a restricted active space framework for which a truncation scheme for the orbitals used in the external excitation is presented. The performance of the approach is demonstrated by computing energy gaps between ground and excited states for diradicals, triradicals and linear polyacene chains ranging from naphthalene to dodecacene. Accurate results are obtained using the new approach for these challenging open-shell molecular systems.

I. INTRODUCTION

An accurate computational description of large molecular systems with multi-configurational characters or strongly correlated systems still remains a challenge due to the lack of a general approach that delivers high accuracy while remaining computationally affordable.

The most widely used approach for treating multi-configurational systems is the complete active space self-consistent field (CASSCF) method in which the full configurational interaction (CI) is solved within a chosen active space with the orbitals and the CI coefficients optimized^{1,2}. The active space is typically selected with a prior knowledge of the important orbitals contributing to the target chemical problem or the electronic state (although recent advances are making it possible to algorithmically select active space orbitals^{3,4}). When supplied a well-defined active space, the method has been shown to reliably recover static correlation. However in doing so, the bulk of the dynamical correlation is absent, precluding any hope for quantitative predictions. A general strategy adopted to recover the dynamical correlation is to use the complete active space second-order perturbation theory (CASPT2) approach.⁵ As dynamical correlation is well-described by perturbation theory, CASPT2 provides significant accuracy improvements compared to CASSCF, albeit with increased computational cost and memory requirements. The CASSCF method itself is limited to 20 electrons in 20 orbital space with the current state-of-the-art computational resources.⁶ With a motivation to enable computation using larger active spaces, several approaches have been developed such as various flavors of selected configuration interaction (SCI) approaches⁷⁻¹⁸, the density matrix renormalization group (DMRG)¹⁹⁻²³, generalized active-space self-consistent field (GASSCF) method²⁴, the 2-RDM driven CASSCF (v2RDM-CASSCF) method^{25,26} or the full CI quantum Monte Carlo (FCIQMC) method^{27,28}. With these reduced cost methods, larger active spaces can be

used which begin to account for dynamical correlation as well, but generally a large amount of dynamical correlation is still missing.

An alternative approach for treating multi-configurational systems is the spin-flip (SF) method²⁹⁻³⁴. The SF method is a relatively simple approach which uses a well-defined single-determinant reference on which spin-flipping excitations are carried out to access electronic states starting from a high-spin configuration. The SF methods have been further extended to remain spin-pure, including external relaxations through a restricted active space framework (RAS-*n*SF)³⁵⁻⁴³. Recently, we have also proposed a redox SF approach that simultaneously accounts for both spin and spatial degeneracies which the SF approach alone cannot handle^{44,45}. The SF approaches have favorable computational scaling for practical applications to large multi-configurational systems. In addition to allowing traditionally single-reference methods to be applied to multi-reference problems, (e.g., coupled-cluster theory), spin-flip also reduces the dependence on user input, since the active-space is defined automatically once the reference spin state has been chosen. As a result, prior knowledge of the orbitals that are important for the target electronic state is not necessarily required. Here, the active space is simply chosen as the singly occupied orbitals. The external excitation space in RAS-*n*SF are simply the doubly occupied and the virtual orbitals although knowledge of the important contributing orbitals can be utilized as well. Another advantage of the SF approach is the treatment of the electronic states including the ground state on equal footing. However, because the RAS-*n*SF approach excludes all double excitations outside of the active space, it can only deliver qualitative accuracy due to the lack of dynamical correlation.^{35-37,39-41,43}

An appealing approach to recover dynamical correlations for practical applications to large molecular systems is the combination of multi-configurational wave-

function methods with a density functional theory (DFT) based method. Here, the idea is to use a qualitatively correct multi-configurational wavefunction to capture the static correlation and include a DFT-based description of the dynamical correlation. The idea was first introduced by Lie and Clementi where they demonstrated that the DFT results can be substantially improved by adding the correlation energy obtained from a multi-configurational wavefunction^{46,47}. However, the approach does not separate the static and dynamical correlation, thereby double counting the correlation energy. Several approaches have emerged in this line which attempts to overcome the deficiencies and improve over the previous works^{48–62}. Notable examples include the approach by Colle and Solvetti^{52,53}, CAS-DFT by Savin and co-workers^{54–56}, modified CAS-DFT approaches by Grafenstein and Cremer^{57,58}, Yamaguchi and co-workers^{59,60} and CAS-DFT using on-top pair density by Gusarov and co-workers^{61,62}. A nice review of the available approaches are provided in Ref 63. The main challenge in combining multi-configurational wavefunction with a DFT-based description of the dynamical correlation is due to the double counting of electron correlation. The multi-configurational wavefunction generally includes some part of the dynamical correlation within the active space. The second complication is the “symmetry dilemma” in KS-DFT⁵⁵. The spin densities of the multi-configurational wavefunctions are not compatible with standard density functionals for low spin states.

Recently, a new approach has been proposed by Gagliardi and co-workers to include DFT-based correlation energy to a multi-configurational wavefunction which addresses both the double counting of correlation energy as well as the “symmetry dilemma”.^{64–68} The method referred to as multi-configurational-pair density functional theory (MC-PDFT) only uses the multi-configurational wavefunction to compute the classical Coulomb and the kinetic energy while the rest of the exchange-correlation energy and correction to the kinetic energy is obtained from DFT using the on-top pair density functionals. The success of the method has been demonstrated in conjunction with CASSCF^{64,65}, GASSCF⁶⁹, DMRG⁷⁰ and v2RDM-CASSCF⁷¹.

In this work, we propose an alternate approach to combine MC-PDFT with the RAS-*n*SF approaches and our recently developed SF-IP/EA approach. The goal is to recover dynamical correlation energy in the SF approaches using MC-PDFT for practical applications to large multi-configurational systems at a considerably low computational cost. A brief description of the RAS-*n*SF approaches and the MC-PDFT method is provided in Section II A and II B. A practical scheme is also presented to further reduce the computational cost in the MC-PDFT calculation. Computational details are provided in Section III. The performance of the approach is demonstrated by computing energy gaps between spin states of challenging biradicals, triradicals and polyacenes ranging from naphthalene to dodecacene. The results are pre-

sented in Section IV A, IV B and IV C. Finally, a summary is provided in Section V.

II. METHODS

A. RAS-*n*-SF and combined IP/EA approach

We give a short overview of the RAS-*n*-SF and the combined IP/EA approaches. For further details of the methods, we refer the reader to Refs. 29, 72, and 44.

The spin-flip (SF) approach, proposed by Krylov, provides an efficient way to model a large number of multi-configurational problems using only a single reference determinant. The key idea in SF approach is that while the various S_z multiplets of high spin states have identical electronic energies, states with maximum S_z have a single determinant representation, while lower S_z multiplets are highly multi-configurational. SF approach leverages this degeneracy, by optimizing the orbitals for the single configurational high spin ($S_z = S$) state, then uses spin-flipping excitations to access the target S_z manifold of states. Because both high-spin and low-spin states appear in the target S_z space, the high-spin states and low-spin states are treated on an equal footing.

As an example, the spin-degeneracy in the valence bonding orbitals $|\sigma^2\pi^4\rangle$ with the anti-bonding σ^* and π^* orbitals upon bond dissociation of N_2 molecule can be resolved using the SF approach. Using a high-spin heptet state ($|\sigma^1\pi^2\pi^{*2}\sigma^1\rangle$) with $m_s = 3$ as the reference state, the ground singlet state can be accessed using a 3SF operator.

$$|\Psi\rangle = \sum_{i < j < k, \bar{a} < \bar{b} < \bar{c}} c_{ijk}^{\bar{a}\bar{b}\bar{c}} \hat{a}_{ijk}^{\bar{a}\bar{b}\bar{c}} |\Psi^{Reference}\rangle \quad (1)$$

Systems with spin as well as spatial degeneracies can be treated using a combination of the spin-flip method and the electron addition (EA) or elimination (IP) method. Unlike in the SF approach, the combined SF-IP/EA approach works with the closest well-defined high spin state obtained either by oxidizing or reducing the the system. While only spatial degeneracies arise in the previous example, if the cationic system is considered instead (N_2^+) both spin and spatial degeneracy occur. In this case, the system is multi-configurational even in the high spin state as one of the degenerate bonding ($\sigma^2\pi^3$) and anti-bonding ($\sigma^*\pi^*$) orbitals must be left unoccupied upon dissociation. The ambiguity is resolved by simultaneously using the 2SF-IP operator on the neutral N_2 molecule.

$$|\Psi\rangle = \sum_{ijk\bar{a}\bar{b}} c_{ijk}^{\bar{a}\bar{b}} \hat{a}_{ijk}^{\bar{a}\bar{b}} |\Psi^{Reference}\rangle \quad (2)$$

The SF and IP/EA excitations are carried out only in the singly occupied orbital space to ensure spin-pure

TABLE I: Truncation schemes used for the RAS1 and RAS3 active space in the RAS(S) excitation in the natural orbital basis. The truncations are performed separately for the RAS1 and RAS3 space.

Scheme	Abbreviation	Description
I	RAS-SS	A state specific approach, truncate the active space for each state separately. Each state has different number of orbitals in the active space
II	RAS-SA	A state average (SA) approach, truncate based on an average density of the participating states. Each state has the same number of orbitals in the active space.
III	RAS-eff	An effective SA approach, the active space is defined by the maximum of the number of orbitals in each state for a given threshold (separately for RAS1 and RAS3).

state. External relaxation effects are taken into account using RAS(S) by allowing the full set of singles excitations defined by (h, p, hp)^{39,41}. The approach without the external effects is denoted by CAS-*n*SF. Overall, the RAS-*n*-SF and the combined IP/EA approaches provides qualitatively accurate descriptions of static correlation as demonstrated in earlier works with the only disadvantage being the neglect of dynamical correlations.

B. Multi-configurational pair-density functional theory

We shortly review the MC-PDFT approach which combines multi-configurational methods with DFT-based methods without incurring double counting of correlation energy and the symmetry dilemma in the context of KS-DFT⁶⁴⁻⁶⁶. By using 1- and 2-RDMs from a multi-configurational calculation, the electronic energy in the MC-PDFT framework is given by

$$E = \sum_{pq} h_{pq} D_{pq} + \frac{1}{2} \sum_{pqrs} g_{pqrs} D_{pq} D_{rs} + E_{ot}[\rho, \Pi] \quad (3)$$

where h_{pq} and g_{pqrs} are the one- and two-electron integrals respectively, D_{pq} is the 1-RDM and E_{ot} is the on-top energy with ρ and Π being that total density and the on-top pair density respectively. The last two terms are the classical Coulomb term and an on-top density functional term which replaces the two-electron contribution in the usual electronic energy expression for many-electron systems. Here, the one-electron contribution containing the kinetic and electron-nuclear potential energy as well as the classical electrostatic contribution

are directly taken from the multi-configurational wavefunction. The remainder exchange and the correlation contributions are folded into the on-top pair density functional.

The total density ρ and the on-top pair density, Π are defined in terms of 1-RDM and 2-RDM obtained from the multi-configurational calculations respectively as

$$\rho(r) = \sum_{pq} \phi_p(r) \phi_q(r) D_{pq} \quad (4)$$

$$\Pi(r) = \sum_{pqrs} \phi_p(r) \phi_q(r) \phi_r(r) \phi_s(r) D_{pqrs} \quad (5)$$

The on-top pair density functional used within the MC-PDFT formalism is simply obtained with “translated” existing exchange-correlation functionals employed in standard KS-DFT. The derivation of the “translated” and the corresponding “fully translated” functionals are provided in Ref. 73.

In the present RAS-*n*SF(-IP/EA)-PDFT strategies, the appropriate RDMs entering in Equation 3 are obtained from the RAS-*n*SF(-IP/EA) wavefunction presented in the previous section. Because the computation of the 2-RDM in the combined spaces of RAS1, RAS2, and RAS3 would prevent application to large systems, we propose the following truncation scheme which improves efficiency while producing only small affects on the final energies:

1. Perform RAS-*n*SF(-IP/EA) using the full space for the external RAS(S) excitations.
2. Diagonalize 1-RDMs of the RAS1 and RAS3 spaces separately to obtain natural orbitals for the RAS subspaces. The RAS-*n*SF methods are invariant with respect to orbital rotations within a RAS subspace.
3. Define a threshold for the orbital occupation number to separately truncate the RAS1 and RAS3 active space for the RAS(S) excitation in the natural orbital basis. The truncation schemes are tabulated in Table I
4. Using the truncated RAS1/RAS3 spaces repeat the RAS-*n*SF(-IP/EA) calculation to obtain the required one- and two-RDMs for the RAS-*n*SF(-IP/EA)-PDFT calculation.

III. COMPUTATIONAL DETAILS

In order to determine the accuracy of the RAS-*n*SF(-IP/EA)-PDFT approach presented in this work, we compare to existing accurate methods for the computation of the doublet-quartet gap of triradical and singlet-triplet

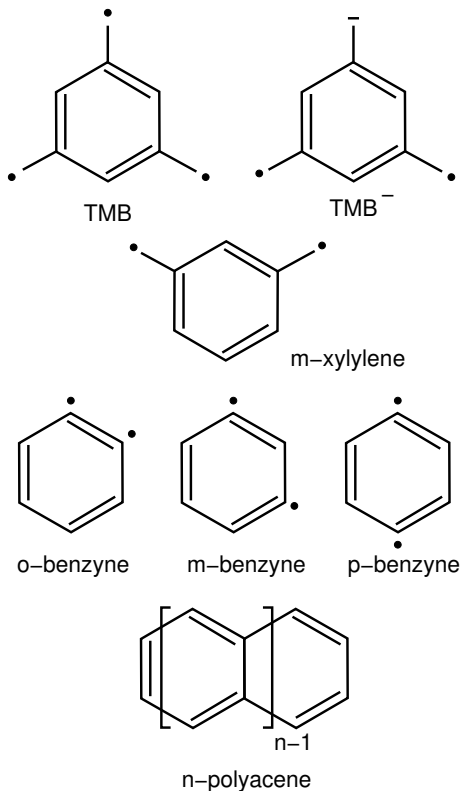


FIG. 1: Schematic representations of the poly-radicals and polyacenes considered in this work.

gaps in aromatic biradicals and linear polyacenes and to experimental results wherever available. The structures of 1,3,5-trimethylenebenzene (TMB) and its negative ion (TMB⁻) were optimized with UB3LYP/cc-pVDZ. The structure of meta-xylylene was taken from Ref. 74, the *ortho*-, *para*- and *meta*-benzyne radicals from Ref. 75, 76 and the polyacenes from naphthalene to dodecacene from Ref. 69. A schematic representation of the poly-radicals and polyacenes considered in this work is provided in Figure 1.

The doublet state of neutral 1,3,5-trimethylenebenzene triradical was obtained by performing a single SF operation on the quartet reference state with $m_s = \frac{3}{2}$. The singlet and triplet state of its negative ion was obtained by performing 1SF-EA operation on the neutral high-spin quartet state obtained by oxidizing the target anionic state. For the benzyne radicals as well as the polyacenes, the singlet states are obtained by performing only a single SF operation on the triplet reference state as done in Refs. 75 and 35.

Augmented Dunning's correlation consistent aug-cc-pVDZ basis set was employed for all the calculations^{77,78}. The RAS-*n*SF-PDFT and the RAS-*n*SF-IP/EA-PDFT calculations were performed with tPBE, ftPBE, tBLYP and ftBLYP on-top density functional. Cholesky decomposition was used in all the two-electron integral calculations with a decomposition threshold of 10^{-6} a.u.⁷⁹ The RAS-*n*SF-IP/EA and the RAS-*n*SF(IP/EA)-PDFT

calculations were performed using OpenMolcas^{80,81} and the truncation scheme described in Section II B was computed using an in-house python plug-in code to OpenMolcas.

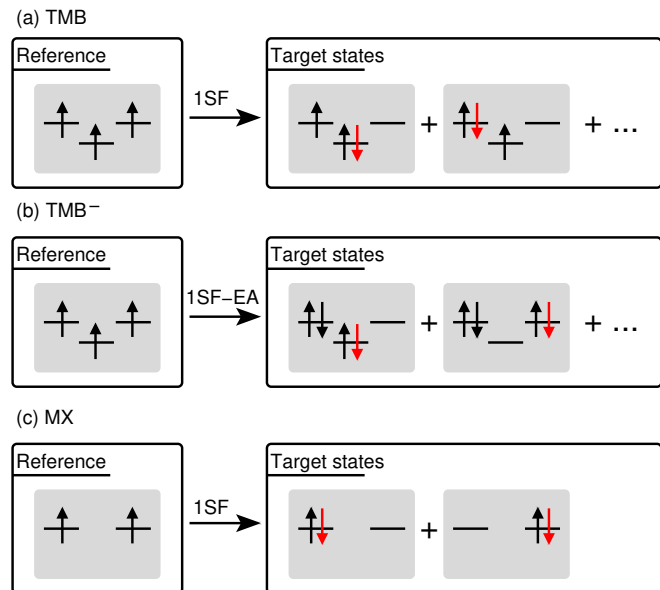


FIG. 2: Illustration of the operation of 1SF and 1SF-EA on the high spin reference state for (a) TMB, (b) TMB⁻ and (c) MX. The orbitals shown corresponds to the non-bonding orbitals and the spin-flips are indicated by red in color.

IV. RESULTS AND DISCUSSION

A. All π -polyradicals

The 1,3,5-trimethylenebenzene (TMB) presents as a prototypical high-spin all- π triradical⁸². The triradical system has an open-shell quartet ground state with the three unpaired electrons each occupying the nondisjoint π non-bonding orbitals (NBO). Here, the three NBOs are nearly degenerate and most of the low-lying states have heavily multiconfigurational wavefunctions. Accurate theoretical studies are available for the energy gap between the ground state and the energetically lowest doublet state⁸³⁻⁸⁸. The doublet state is accessible with just a single spin-flip operation on the high spin quartet state ($m_s = \frac{3}{2}$), see the sketch in Figure 2(a).

The negative ion of TMB (TMB⁻) on the other hand cannot be described solely by the spin-flip approach. Four electrons occupy the nearly degenerate three NBOs and it is ambiguous to which of the three orbitals should be doubly occupied. The ground state is a triplet state and thus is basically a $\pi\pi$ -diradical^{89,90}. The ground state as well as the low-lying singlet states can be accessed using 1SF-EA operation on the quartet reference state obtained by oxidizing the anion. This is illustrated in Figure 2(b).

Another prototypical all π -diradical is the *meta*-xylylene (MX) with two electrons distributed in two nearly degenerate NBOs. The singlet-triplet gap of MX has been intensively studied both theoretically as well as experimentally^{41,74,91-94}. The diradical has an open-shell triplet ground state. The low-lying singlet state can be accessed using a single SF operation on the triplet reference state ($m_s = 1$), see the illustration in Figure 2(c).

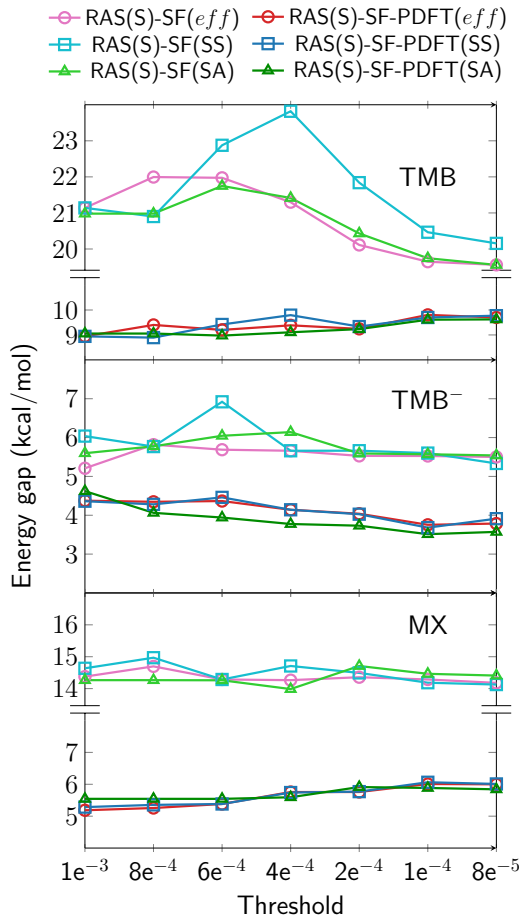


FIG. 3: Convergence of energy gap w.r.t. truncation of natural orbitals, doublet-quartet gap of TMB (top), singlet-triplet gap of TMB^- (center) and MX (bottom). Natural orbitals with occupation number $<$ threshold *or* $>$ 2.0–threshold are truncated in the RAS- n SF(-IP/EA)-PDFT computation following the truncation schemes (in parenthesis), SS, SA, *eff* as outlined in Table I.

Figure 3 plots the convergence of the different truncation schemes described in the last part of Section II B. The natural orbitals computed from the 1-RDM of the RAS3 active space with occupation number smaller than a given threshold are truncated in the RAS(S) excitation scheme. The doubly occupied orbitals in the natural orbital basis constructed from the 1-RDM of the RAS1 space is truncated with occupation number larger than the difference of two and the given threshold. In the three truncation schemes namely, SS, SA, and *eff*, the distinction between the SS and the *eff* schemes van-

ishes at the convergence. The RAS(S)- n SF-PDFT converges with a threshold of 0.0001 for all the truncation schemes with the exception of SS truncation scheme in TMB^- . Here, the difference in the energy gap between spin states of TMB^- obtained using the SS and *eff* truncation scheme is 0.13 kcal/mol at the tightest threshold considered which is well within the target accuracy of the presented approach. Furthermore, the SA truncation scheme is slightly slower to converge for TMB^- and MX, with the largest difference at the minimum threshold considered being 0.24 kcal/mol. Hereafter, we will consider the *eff* truncation with a threshold of 0.0001 for the RAS3 orbitals and 1.9999 for the RAS1 orbitals.

The energy gap between spin-states of TMB, TMB^- and MX computed using CAS-SF, CASSCF, RAS(S)-SF and the corresponding MC-PDFT method using the tPBE functional is provided in Table II. Literature values for the energy gaps from previous electronic structure calculations as well the experimental energy gap for MX are also reported therein. For the TMB and TMB^- radicals, experimental values were not available and so comparisons are made to the available literature values. First, we consider the vertical doublet-quartet (DQ) energy gap of TMB radical. The application of MC-PDFT on CAS-1SF which does not account for any external relaxation effect decreases the DQ energy gap by almost 15.0 kcal/mol. CAS-1SF-tPBE strongly underestimates the DQ energy gap as compared to the previously reported gaps from CASPT2 and DDCI methods. Contrary to this, CASSCF-tPBE increase the DQ energy gap computed with CASSCF (with CAS(2,2)) by 7.3 kcal/mol. Interestingly, the CASSCF-tPBE energy gap is very close to a previously reported CASSCF value with a larger active space (CAS(9,9)). On the other hand RAS(S)-1SF-tPBE reduces the DQ energy gap from the bare RAS(S)-1SF by almost 10 kcal/mol. Comparing to the available DDCI and CASPT2 literature, the inclusion of dynamical correlation in the MC-PDFT framework greatly improves the bare RAS(S)-1SF doublet-quartet energy gap.

Next, we consider the vertical singlet-triplet (ST) gap for the anion of TMB. Here, CAS-1SF as well as CAS-1SF-tPBE predicts a singlet ground state as opposed to the experimental evidences for a high spin triplet ground state for the anion^{89,90}. The ST gap of bare CASSCF with CAS(2,2) active space is increased by about 2.0 kcal/mol with the corresponding MC-PDFT method. In contrast to this, RAS(S)-1SF-tPBE decreases the ST gap computed using the bare RAS(S)-1SF by 1.7 kcal/mol. Here, the ST gap agrees well with an existing CASPT2 result available in literature based on CASSCF orbital with CAS(10,9).

For the MX diradical, the experimental ST energy gap is available and so comparisons can be made to the adiabatic ST energy gap from the various methods tabulated in Table II. The CAS-1SF-tPBE strongly underestimates the ST energy gap which collectively with the results obtained for the TMB and TMB^- radicals suggest that the

one- and two-RDMs from the bare CAS-1SF without any external relaxation effect is not accurate to be used in the MC-PDFT equation. The CAS-1SF-tPBE even produces qualitatively wrong ordering of spin-states in the TMB⁻ radical. On the other hand, the CASSCF-tPBE based on CAS(2,2) active space underestimates the experimental ST gap of MX by 2.2 kcal/mol whereas the RAS(S)-1SF-tPBE underestimates the energy gap by almost 4 kcal/mol. In literature, the different wavefunction based methods tend to overestimate the ST gap of MX, see Table II. LCCQMC based on a stochastic approach from Alavi et. al. provides the ST gap of MX very close to experimental result⁹⁵. The difficulty in achieving an ST gap using wavefunction-based approaches comparable to the experimental result have been demonstrated in earlier works^{93,96}. An extensive study using different wavefunction methods and DFT methods for the ST gap of MX radical can be found in Ref. 93. The authors therein pointed out the importance of including dynamical correlation with high accuracy⁹³. In our case, while the bare RAS(S)-1SF which also includes some dynamical correlation⁴¹ overestimates the experimental ST gap by 4.3 kcal/mol, RAS(S)-1SF-tPBE underestimates the ST by 3.9 kcal/mol.

B. Benzyne radicals

The *ortho*-, *meta*- and *para*-benzyne isomers have been used as benchmarks for new theoretical approaches and at the same time challenging because of the strongly correlated biradical electrons^{75,101,102}. The benzyne isomers have a closed-shell singlet state with the diradical character correlating with the distance between the unpaired electrons. As a result, the energy gap between the ground singlet and the lowest excited triplet state decreases following the *ortho*-, *meta*- and *para*- sequence.

The adiabatic singlet-triplet gaps of the benzyne isomers computed using bare CAS-1SF, CASSCF, RAS(S)-1SF and the corresponding MC-PDFT methods are presented in Table III along with the available experimental values and selected literature values for comparison. The RAS(S)-1SF and RAS(S)-1SF-PDFT ST energy gaps were computed using truncated natural orbitals outlined in Section II B. A threshold of 0.0001 and 1.9999 was used for the virtual and doubly occupied space respectively following the results from Section IV A in the external RAS(S) excitation scheme. The different truncation schemes, namely, SS, SA and *eff* resulted in similar ST gaps and so only results from the *eff* truncation scheme is presented. The largest difference in the ST gaps between the different truncation schemes was only 0.22 kcal/mol. Also presented in Table III are the results from employing different on-top functionals, viz., tPBE, tBLYP and the fully translated variants. Overall the results obtained from using tPBE performs better than the other functionals and so we focus our discussion only to using the tPBE functional.

TABLE II: Energy gaps between spin states of TMB^b (vertical doublet-quartet gap), TMB^{-a} (vertical singlet-triplet gap) and MX^b (adiabatic singlet-triplet gap) obtained using RAS(S)-1SF and RAS(S)-1SF-tPBE. The energy gap for TMB⁻ was obtained using 1SF-EA operation. All results with aug-cc-pVDZ basis set and natural orbitals truncated with a threshold of 0.0001. Units are in kcal/mol.

	TMB	TMB ⁻	MX
CAS-1SF	17.6	-1.9	4.3
CAS-1SF-tPBE	2.8	-6.1	1.7
CASSCF ^c	8.3	2.9	2.1
CASSCF-tPBE ^c	15.6	5.0	7.7
RAS(S)-1SF	19.6	5.5	14.2
RAS(S)-1SF-tPBE	9.8	3.8	6.0
expt.	—	—	9.6
expt. - ZPE	—	—	9.9
Literature	15.7 ^d , 11.2 ^e , 13.6 ^f	3.5 ^g , 1.9 ^h	12.9 ⁱ , 11.7 ^j , 11.3 ^k , 11.8 ^l , 9.5 ^m

^aOptimized geometry with UB3LYP/cc-pVDZ

^bGeometry from Ref. 74, UB3LYP/6-311G(d,p)

^cCAS(3,3) for TMB, CAS(4,3) for TMB⁻ and CAS(2,2) for MX

^dCASSCF(9,9)/6-31G(d,p) from Ref. 84

^eDDCI/6-31G(d) using localized orbitals and complete virtual orbitals (fully variational) from Ref. 85

^fCASPT2/6-31G(d,p) with CASSCF(9,9) orbitals from Ref. 84

^gCASSCF(10,9)/ANO-L and CASPT2/ANO-L using the same CASSCF orbitals from Ref. 89

^hstate averaged MS-CASPT2/ANO-L from Ref. 89

ⁱCASSCF/6-31G(d) with CAS(8,8) from Ref. 96

^jCASPT2/6-31G(d) with CASSCF orbitals with CAS(8,8) from Ref. 96

^kEOM-SF-CCSD/6-31G(d) from Ref. 92

^lMultireference second-order Møller-Plesset/aug-cc-pVTZ from Ref. 93

^mLCCQMC/6-311++g(d,p) from Ref. 95

The CAS-1SF and the CASSCF methods are based on minimal active spaces, i.e., CAS-1SF does not account for any external relaxations while the CASSCF method is based on CAS(2,2) active space. This is reflected in the ST gaps obtained from CAS-1SF-tPBE as compared to the experimental results (ZPE included) for *ortho*- and *meta*-benzyne radicals. In spite of the small active space, CASSCF-tPBE on the other hand performs well for the *ortho*-benzyne radical, within 1.0 kcal/mol of the experimental value whereas the ST gap is overestimated by 3.4 kcal/mol for the *meta*-benzyne radical. Contrary to this, RAS(S)-1SF-tPBE underestimates the experimental ST gap by 3.2 kcal/mol for *ortho*-benzyne while it exactly matches the result for the *meta*-benzyne. Here, the ST gap of *ortho*-benzyne obtained from RAS(S)-1SF is within 0.1 kcal/mol of the experimental value. We note that the corresponding bare RAS(S)-1SF method ac-

TABLE III: Adiabatic singlet-triplet energy gap for *ortho*-, *meta*- and *para*-benzyne using the RAS-1SF and RAS-1SF-PDFT method. All results with aug-cc-pVDZ basis set and natural orbitals truncated with a threshold of 0.0001. Units are in kcal/mol.

	<i>o</i> -benzyne	<i>m</i> -benzyne	<i>p</i> -benzyne
CAS-1SF	16.7	2.3	0.6
CAS-1SF-tPBE	30.2	14.1	3.4
CASSCF ^a	27.6	10.1	1.5
CASSCF-tPBE ^a	39.0	23.4	5.4
RAS(S)-1SF	38.0	22.1	3.8
RAS(S)-1SF-tPBE	34.9	20.0	5.8
RAS(S)-1SF-ftPBE	33.0	17.7	5.4
RAS(S)-1SF-tBLYP	35.5	19.0	6.0
RAS(S)-1SF-ftBLYP	33.7	17.0	5.6
expt. ^b	37.5	21.0	3.8
expt.-ZPE ^c	38.1	20.0	3.3
Literature	35.1 ^d , 32.6 ^e , 36.8 ^f 37.3 ^g	16.1 ^d , 19.0 ^e , 19.6 ^f 20.6 ^g	3.8 ^d , 5.8 ^e , 4.9 ^f , 4.0 ^g

^ausing CAS(2,2) active space

^bexpt. value from Ref. 97

^cZPE correction with SF-DFT/6-311G* from Ref. 75

^dCASSCF using CAS(8,8) active space from Ref. 98

^eCASPT2 using CASSCF(8,8) orbitals from Ref. 98

^fic-MRCCSD(T) based on CAS(2,2) from Ref. 99

^gSF-CCSD(T) from Ref. 100

counts for some dynamical correlations but we emphasise again that the MC-PDFT method avoids double counting of electron correlation. Comparing to literature, we find that for the *ortho*- and *meta*-benzyne radicals, RAS(S)-1SF-tPBE is more accurate than CASPT2 (based on CASSCF orbitals with CAS(8,8) active space)⁹⁸ which is often a method of choice for including dynamical correlations in modelling strongly correlated systems.

The *para*-benzyne radical presents as a more challenging case and has been the focus in comparing the ST gap obtained from various highly accurate theoretical methods to the available experimental result^{98–100,103,103–105}. The discrepancy between experimental and theoretical results have been discussed in earlier works on the diradical^{99,103}. Köhn and co-workers have pointed out the possibility of wrong assignments of the singlet and triplet states in the experiment^{99,103}. The ST gap for the diradical presented in Table III further supports this possibility. The ST gap from CAS-1SF-tPBE in which the bare CAS-1SF does not account for any external relaxation agrees well within 0.1 kcal/mol of the experimental result in contrast to RAS(S)-1SF-tPBE. This would mean that CAS-1SF provides a more accurate one- and two-RDMS than the RAS(S)-1SF in the MC-PDFT equation in contrast to the results obtained for the other rad-

icals discussed before. Furthermore, the ST gap from RAS(S)-1SF agrees well with other literature values obtained from CASPT2 (based on CASSCF orbitals with CAS(8,8) active space)⁹⁸ and ic-MRCCSD(T)⁹⁹. The ST gap also agrees well with the CASSCF-tPBE.

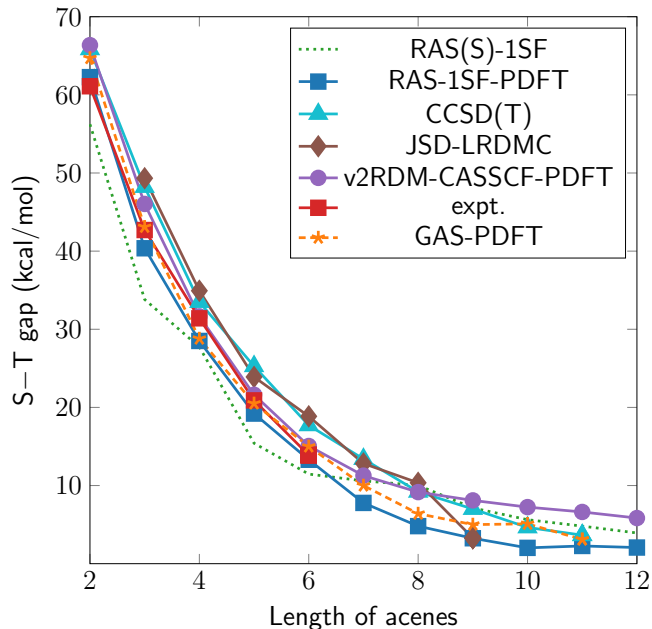


FIG. 4: Adiabatic singlet-triplet gap with increasing length of acenes.

C. Polyacenes

In the previous sections, we have shown that the RAS-*n*SF(-IP/EA)-PDFT approach can describe challenging medium-sized biradical and triradical molecular systems with good accuracy. In this section, we demonstrate the performance of our approach for larger systems: the polyacenes, ranging from naphthalene to dodecacene. The polyacenes have a singlet ground state, with the open shell character increasing as the number of the benzene ring increases. The singlet-triplet (ST) gap in this case correlates with the acene length which exponentially decreases.

Table IV reports the adiabatic singlet-triplet gaps of the polyacenes obtained from RAS-1SF and RAS-1SF-PDFT. Here, the on-top tPBE functional was employed. Using the triplet state ($m_s=1$) as the reference, the singlet state is accessed by performing only a single SF operation on the reference state. The external RAS(S) excitations were carried out from all the valence π orbitals. The adiabatic ST gaps are plotted in Figure 4 along with selected literature values, namely, CCSD(T) extrapolated according to focal point analysis¹¹¹, Monte Carlo (JSD-LRDMC)¹¹², v2RDM-CASSCF-PDFT⁷¹ and GAS-PDFT (WFP-3

TABLE IV: Adiabatic singlet-triplet energy gap ($E_{triplet} - E_{singlet}$) for polyacenes. aug-cc-pVDZ basis set are used upto Hexacene and cc-pVDZ basis set for the remainder. RAS(S)-1SF-PDFT results are obtained using tPBE functional. Units are in kcal/mol.

Acene	CAS-1SF		CASSCF ^a		RAS(S)-1SF		expt.	expt. -ZPE ^b
	<i>bare</i>	-PDFT	<i>bare</i>	-PDFT	<i>bare</i>	-PDFT		
Naphthalene	52.7	57.4	64.7	76.8	56.2	62.3	60.9 ¹⁰⁶ , 61.1 ¹⁰⁷	64.1, 64.3
Anthracene	31.4	36.7	48.7	51.9	33.8	40.4	42.7 ¹⁰⁶ , 43.1 ¹⁰⁸	45.0, 45.4
Tetracene	26.4	26.6	41.8	29.1	27.7	28.5	29.5 ¹⁰⁶	31.4
Pentacene	14.5	18.1	29.4	24.1	15.4	19.2	19.8 ¹⁰⁹	20.9
Hexacene	10.8	12.2	23.2	13.7	11.5	13.3	12.5 ¹¹⁰	13.9
Heptacene	5.9	8.6	14.1	13.5	10.6	7.8		
Octacene	3.4	5.6	10.1	6.4	10.0	4.8		
Nonacene	1.3	4.1	5.0	6.7	7.1	3.3		
Decacene	-0.2	1.9	3.2	2.3	5.6	2.0		
Undecacene	-1.8	2.6	0.1	3.4	4.8	2.3		
Dodecacene	-3.0	1.2	-1.1	0.9	3.9	2.1		

^ausing CAS(2,2)

^bZPE correction with B3LYP/6-31G(d,p) from Ref. 70

partitioning)⁶⁹. Several other literature values are available, a detailed analysis of the available ST gaps in literature are provided in Ref. 113 and 114

The RAS(S)-1SF-PDFT adiabatic ST gaps have a good agreement with the corresponding experimental values as compared to the RAS(S)-1SF values. Although the bare RAS(S)-1SF includes some dynamical correlation⁴¹, RAS(S)-1SF-PDFT improves over the bare RAS(S)-1SF method.

Here, a delicate balance between the dynamic and the static correlation exist in the singlet and triplet state¹¹⁵. From Table IV, it can be seen that the larger acenes agree very well with the experimental value wherever available while for anthracene the difference is ~ 5 kcal/mol. However, we note that the experimental values were obtained from measurements in solutions or as solids unlike the theoretical results from gas phase calculations¹⁰⁶⁻¹⁰⁸. Table IV also presents ST gaps obtained from bare CAS-1SF, CASSCF(2,2) and the corresponding MC-PDFT approaches. In both the cases, including the PDFT correction improves upon the bare method for the ST gaps. However, the RAS(S)-1SF-PDFT performs better in comparison to CAS-1SF-PDFT and CASSCF-PDFT for the polyacene chains. This shows that RAS(S)-1SF provides a more accurate 1- and 2-RDMs entering the MC-PDFT equation (Equation 3, 4 and 5) than CAS-1SF and CASSCF based on minimal CAS(2,2) active space.

For the acenes where experimental values are not available, the RAS-1SF-PDFT values are lower than the available literature values shown in Figure 4 although in some cases good agreements can be seen. The CCSD(T) as well as the Monte Carlo values tend to overestimate the available experimental values while it can be seen that

the largest reported acenes with these methods agrees well with the RAS-1SF-PDFT values. The values reported for the v2RDM-CASSCF-PDFT differ between 1.8 to 5.7 kcal/mol while the difference is between 0.3 to 3.1 kcal/mol with the GAS-PDFT method.

Another feature that can be observed in Figure 4 is the smoothly decaying exponential curve for the RAS-1SF-PDFT ST gaps which can be fitted to the form $a \exp(-bx) + c$. The fit then can be used to estimate an extrapolated ST gap for polyacene with infinite length. Using the fitting formula,

$$E_{ST}(x) = 138.14e^{(-0.40x)} + 0.10 \quad (6)$$

The adiabatic ST gap estimated for an infinitely long linear polyacene chain is 0.10 kcal/mol. The value is in very good agreement with the ST gap of 0.18 kcal/mol from CCSD(T)/cc-pV ∞ Z reported in Ref. 111 and with pp-RPA/cc-pVDZ with a value between 0.0 and 2.3 kcal/mol reported in Ref. 116. The later however is estimated using vertical ST gaps. The ST gap is directly related to the HOMO-LUMO gap and the obtained result suggest a closure for the HOMO-LUMO gap for infinitely long polyacene chains. Note that the result is in contrast to Ref. 71 where the ST gap for the infinite chain is reported to be 4.87 kcal/mol with the v2RDM-CASSCF-PDFT/cc-pVTZ method and Ref. 115 with a value of 5.06 and 5.37 kcal/mol obtained as their best estimate and from SF-CCSD/6-31+G(d,p) method respectively. With GAS-PDFT/6-31+G(d,p) (WFP-3 partitioning), the ST gap is reported to be 1.9 kcal/mol which is roughly half way between our value and the ones obtained from v2RDM-CASSCF-PDFT and SF-CCSD methods⁶⁹.

Although the theoretical results presented above show

qualitative consistency, the basis sets used to compute the ST gaps differ for the various approaches and so comparison with the available literature values does not account for basis set effects.

V. SUMMARY

In this work, we have presented a practical approach for treating large multiconfigurational molecular system with a low computational cost. The new method, spin-flip pair-density functional theory (SF-PDFT) uses a spin-flip or a redox spin-flip operator to account for the static correlation while the dynamical correlation is described with DFT using the MC-PDFT approach. The SF-PDFT method improves upon the result of bare spin-flip approach, thereby capturing the missing dynamical correlations in the spin-flip approach. In cases where the spin-flip results are already close to the available experimental results, the SF-PDFT only changes the spin-flip

results slightly ascertaining the reliability of SF-PDFT. The reason is because in such cases, the static correlation dominates the electron correlation. The method yields good accuracy for energy gaps between ground and the lowlying excited states for challenging open-shell molecular systems. The applicability range of the method was demonstrated by computing the singlet-triplet gap in linear polyacene chains ranging from naphthalene to dodecacene. The SF-PDFT predicts a closing singlet-triplet gap for an infinitely long linear polyacene chain.

VI. ACKNOWLEDGEMENTS

The authors are grateful for financial support provided by the U.S. Department of Energy (Award No. DE-SC0018326) and computational infrastructure from the Advanced Research Computing at Virginia Tech. N. M. appreciates helpful discussions with Prof. Eugene De-Prince III.

* Electronic address: nmayhall@vt.edu

¹ B. O. Roos, P. R. Taylor, and P. E. Sigbahn, *Chemical Physics* **48**, 157 (1980), ISSN 0301-0104, URL <http://www.sciencedirect.com/science/article/pii/0301010480800450>.

² B. O. Roos, *The Complete Active Space Self-Consistent Field Method and its Applications in Electronic Structure Calculations* (John Wiley & Sons, Ltd, 2007), pp. 399–445, ISBN 9780470142943, URL <https://onlinelibrary.wiley.com/doi/abs/10.1002/9780470142943.ch7>.

³ E. R. Sayfutyarova, Q. Sun, G. K.-L. Chan, and G. Knizia, *Journal of Chemical Theory and Computation* **13**, 4063 (2017), pMID: 28731706, <https://doi.org/10.1021/acs.jctc.7b00128>, URL <https://doi.org/10.1021/acs.jctc.7b00128>.

⁴ C. J. Stein and M. Reiher, *CHIMIA International Journal for Chemistry* **71**, 170 (2017), ISSN 0009-4293, URL <https://www.ingentaconnect.com/content/scs/chimia/2017/00000071/00000004/art00004>.

⁵ K. Andersson, P. Malmqvist, and B. O. Roos, *The Journal of Chemical Physics* **96**, 1218 (1992), <https://doi.org/10.1063/1.462209>, URL <https://doi.org/10.1063/1.462209>.

⁶ K. D. Vogiatzis, D. Ma, J. Olsen, L. Gagliardi, and W. A. de Jong, *The Journal of Chemical Physics* **147**, 184111 (2017), <https://doi.org/10.1063/1.4989858>, URL <https://doi.org/10.1063/1.4989858>.

⁷ B. Huron, J. P. Malrieu, and P. Rancurel, *The Journal of Chemical Physics* **58**, 5745 (1973), <https://doi.org/10.1063/1.1679199>, URL <https://doi.org/10.1063/1.1679199>.

⁸ A. A. Holmes, N. M. Tubman, and C. J. Umrigar, *Journal of Chemical Theory and Computation* **12**, 3674 (2016), pMID: 27428771, <https://doi.org/10.1021/acs.jctc.6b00407>, URL <https://doi.org/10.1021/acs.jctc.6b00407>.

⁹ V. Abraham and N. J. Mayhall, *Journal of Chemical Theory and Computation* **0**, null (0), pMID: 32846094, <https://doi.org/10.1021/acs.jctc.0c00141>, URL <https://doi.org/10.1021/acs.jctc.0c00141>.

¹⁰ N. M. Tubman, C. D. Freeman, D. S. Levine, D. Hait, M. Head-Gordon, and K. B. Whaley, *Journal of Chemical Theory and Computation* **16**, 2139 (2020), pMID: 32159951, <https://doi.org/10.1021/acs.jctc.8b00536>, URL <https://doi.org/10.1021/acs.jctc.8b00536>.

¹¹ N. M. Tubman, J. Lee, T. Y. Takeshita, M. Head-Gordon, and K. B. Whaley, *The Journal of Chemical Physics* **145**, 044112 (2016), <https://doi.org/10.1063/1.4955109>, URL <https://doi.org/10.1063/1.4955109>.

¹² J. B. Schriber and F. A. Evangelista, *The Journal of Chemical Physics* **144**, 161106 (2016), <https://doi.org/10.1063/1.4948308>, URL <https://doi.org/10.1063/1.4948308>.

¹³ F. A. Evangelista, *The Journal of Chemical Physics* **140**, 124114 (2014), <https://doi.org/10.1063/1.4869192>, URL <https://doi.org/10.1063/1.4869192>.

¹⁴ R. Chakraborty, P. Ghosh, and D. Ghosh, *International Journal of Quantum Chemistry* **118**, e25509 (2018), <https://onlinelibrary.wiley.com/doi/pdf/10.1002/qua.25509>, URL <https://onlinelibrary.wiley.com/doi/abs/10.1002/qua.25509>.

¹⁵ J. C. Greer, *The Journal of Chemical Physics* **103**, 1821 (1995), <https://doi.org/10.1063/1.469756>, URL <https://doi.org/10.1063/1.469756>.

¹⁶ W. Liu and M. R. Hoffmann, *Journal of Chemical Theory and Computation* **12**, 1169 (2016), pMID: 26765279, <https://doi.org/10.1021/acs.jctc.5b01099>, URL <https://doi.org/10.1021/acs.jctc.5b01099>.

¹⁷ J. P. Coe and M. J. Paterson, *The Journal of Chemical Physics* **137**, 204108 (2012), <https://doi.org/10.1063/1.4767436>, URL <https://doi.org/10.1063/1.4767436>.

¹⁸ J. E. T. Smith, B. Mussard, A. A. Holmes,

- and S. Sharma, *Journal of Chemical Theory and Computation* **13**, 5468 (2017), pMID: 28968097, <https://doi.org/10.1021/acs.jctc.7b00900>, URL <https://doi.org/10.1021/acs.jctc.7b00900>.
- ¹⁹ S. R. White, *Phys. Rev. Lett.* **69**, 2863 (1992), URL <https://link.aps.org/doi/10.1103/PhysRevLett.69.2863>.
- ²⁰ S. R. White, *Phys. Rev. B* **48**, 10345 (1993), URL <https://link.aps.org/doi/10.1103/PhysRevB.48.10345>.
- ²¹ G. K.-L. Chan and S. Sharma, *Annual Review of Physical Chemistry* **62**, 465 (2011), pMID: 21219144, <https://doi.org/10.1146/annurev-physchem-032210-103338>, URL <https://doi.org/10.1146/annurev-physchem-032210-103338>.
- ²² N. Nakatani and G. K.-L. Chan, *The Journal of Chemical Physics* **138**, 134113 (2013), <https://doi.org/10.1063/1.4798639>, URL <https://doi.org/10.1063/1.4798639>.
- ²³ A. Baiardi and M. Reiher, *The Journal of Chemical Physics* **152**, 040903 (2020), <https://doi.org/10.1063/1.5129672>, URL <https://doi.org/10.1063/1.5129672>.
- ²⁴ D. Ma, G. Li Manni, and L. Gagliardi, *The Journal of Chemical Physics* **135**, 044128 (2011), <https://doi.org/10.1063/1.3611401>, URL <https://doi.org/10.1063/1.3611401>.
- ²⁵ G. Gidofalvi and D. A. Mazziotti, *The Journal of Chemical Physics* **129**, 134108 (2008), <https://doi.org/10.1063/1.2983652>, URL <https://doi.org/10.1063/1.2983652>.
- ²⁶ J. Fosso-Tande, T.-S. Nguyen, G. Gidofalvi, and A. E. DePrince, *Journal of Chemical Theory and Computation* **12**, 2260 (2016), pMID: 27065086, <https://doi.org/10.1021/acs.jctc.6b00190>, URL <https://doi.org/10.1021/acs.jctc.6b00190>.
- ²⁷ G. H. Booth, A. J. W. Thom, and A. Alavi, *The Journal of Chemical Physics* **131**, 054106 (2009), <https://aip.scitation.org/doi/pdf/10.1063/1.3193710>, URL <https://aip.scitation.org/doi/abs/10.1063/1.3193710>.
- ²⁸ D. Cleland, G. H. Booth, and A. Alavi, *The Journal of Chemical Physics* **132**, 041103 (2010), <https://doi.org/10.1063/1.3302277>, URL <https://doi.org/10.1063/1.3302277>.
- ²⁹ A. I. Krylov, *Chem. Phys. Lett.* **350**, 522 (2001), ISSN 0009-2614.
- ³⁰ A. I. Krylov, *Chem. Phys. Lett.* **338**, 375 (2001), ISSN 0009-2614.
- ³¹ Y. A. Bernard, Y. Shao, and A. I. Krylov, *The Journal of Chemical Physics* **136**, 204103 (2012), <https://doi.org/10.1063/1.4714499>, URL <https://doi.org/10.1063/1.4714499>.
- ³² S. V. Levchenko and A. I. Krylov, *The Journal of Chemical Physics* **120**, 175 (2004), <https://doi.org/10.1063/1.1630018>, URL <https://doi.org/10.1063/1.1630018>.
- ³³ A. I. Krylov and C. D. Sherrill, *The Journal of Chemical Physics* **116**, 3194 (2002), <https://doi.org/10.1063/1.1445116>, URL <https://doi.org/10.1063/1.1445116>.
- ³⁴ J. S. Sears, C. D. Sherrill, and A. I. Krylov, *The Journal of Chemical Physics* **118**, 9084 (2003), <https://doi.org/10.1063/1.1568735>, URL <https://doi.org/10.1063/1.1568735>.
- ³⁵ D. Casanova and M. Head-Gordon, *Phys. Chem. Chem. Phys.* **11**, 9779 (2009).
- ³⁶ F. Bell, P. M. Zimmerman, D. Casanova, M. Goldey, and M. Head-Gordon, *Phys. Chem. Chem. Phys.* **15**, 358 (2013).
- ³⁷ P. M. Zimmerman, F. Bell, M. Goldey, A. T. Bell, and M. Head-Gordon, *J. Chem. Phys.* **137**, 164110 (2012).
- ³⁸ D. Casanova, *J. Chem. Phys.* **137**, 084105 (2012).
- ³⁹ D. Casanova and M. Head-Gordon, *J. Chem. Phys.* **129**, 064104 (2008).
- ⁴⁰ A. D. Chien and P. M. Zimmerman, *J. Chem. Phys.* **146**, 014103 (2017).
- ⁴¹ N. J. Mayhall and M. Head-Gordon, *J. Chem. Phys.* **141**, 044112 (2014).
- ⁴² N. J. Mayhall, P. R. Horn, E. J. Sundstrom, and M. Head-Gordon, *Phys. Chem. Chem. Phys.* **16**, 22694 (2014), URL <http://dx.doi.org/10.1039/C4CP02818J>.
- ⁴³ N. J. Mayhall, M. Goldey, and M. Head-Gordon, *Journal of Chemical Theory and Computation* **10**, 589 (2014), pMID: 26580035, <https://doi.org/10.1021/ct400898p>, URL <https://doi.org/10.1021/ct400898p>.
- ⁴⁴ S. E. Houck and N. J. Mayhall, *J. Chem. Theory Comput.* **15**, 2278 (2019), pMID: 30802408.
- ⁴⁵ O. R. Meitei, S. E. Houck, and N. J. Mayhall, *Journal of Chemical Theory and Computation* **16**, 3597 (2020), pMID: 32343893, <https://doi.org/10.1021/acs.jctc.0c00103>, URL <https://doi.org/10.1021/acs.jctc.0c00103>.
- ⁴⁶ G. C. Lie and E. Clementi, *The Journal of Chemical Physics* **60**, 1275 (1974), <https://doi.org/10.1063/1.1681192>, URL <https://doi.org/10.1063/1.1681192>.
- ⁴⁷ G. C. Lie and E. Clementi, *The Journal of Chemical Physics* **60**, 1288 (1974), <https://doi.org/10.1063/1.1681193>, URL <https://doi.org/10.1063/1.1681193>.
- ⁴⁸ A. J. Pérez-Jiménez and J. M. Pérez-Jordá, *Phys. Rev. A* **75**, 012503 (2007), URL <https://link.aps.org/doi/10.1103/PhysRevA.75.012503>.
- ⁴⁹ J. Gräfenstein and D. Cremer, *Phys. Chem. Chem. Phys.* **2**, 2091 (2000), URL <http://dx.doi.org/10.1039/A909905K>.
- ⁵⁰ A. J. Pérez-Jiménez, J. M. Pérez-Jordá, and F. Illas, *The Journal of Chemical Physics* **120**, 18 (2004), <https://doi.org/10.1063/1.1630021>, URL <https://doi.org/10.1063/1.1630021>.
- ⁵¹ A. J. Pérez-Jiménez, J. M. Pérez-Jordá, and J. C. Sancho-García, *The Journal of Chemical Physics* **127**, 104102 (2007), <https://doi.org/10.1063/1.2770713>, URL <https://doi.org/10.1063/1.2770713>.
- ⁵² R. Colle and O. Salvetti, *Theoretica chimica acta* **37**, 329 (1975), URL <https://doi.org/10.1007/BF01028401>.
- ⁵³ R. Colle and O. Salvetti, *Theoretica chimica acta* **53**, 55 (1979), URL <https://doi.org/10.1007/BF00547606>.
- ⁵⁴ A. Savin, *International Journal of Quantum Chemistry* **34**, 59 (1988), URL <https://onlinelibrary.wiley.com/doi/abs/10.1002/qua.560340811>.
- ⁵⁵ J. P. Perdew, A. Savin, and K. Burke, *Phys. Rev. A* **51**, 4531 (1995), URL <https://link.aps.org/doi/10.1103/PhysRevA.51.4531>.
- ⁵⁶ B. B. MIEHLICH, H. STOLL, and A. SAVIN, *Molecular Physics* **91**, 527 (1997), <https://www.tandfonline.com/doi/pdf/10.1080/002689797171418>, URL <https://www.tandfonline.com/doi/abs/10.1080/002689797171418>.

- 002689797171418.
- ⁵⁷ J. Gräfenstein and D. Cremer, *Chemical Physics Letters* **316**, 569 (2000), ISSN 0009-2614, URL <http://www.sciencedirect.com/science/article/pii/S0009261499013263>.
- ⁵⁸ J. Gräfenstein and D. C. *, *Molecular Physics* **103**, 279 (2005), <https://doi.org/10.1080/00268970512331318858>, URL <https://doi.org/10.1080/00268970512331318858>.
- ⁵⁹ S. Yamanaka, K. Nakata, T. Ukai, T. Takada, and K. Yamaguchi, *International Journal of Quantum Chemistry* **106**, 3312 (2006), URL <https://onlinelibrary.wiley.com/doi/abs/10.1002/qua.21164>.
- ⁶⁰ K. Nakata, T. Ukai, S. Yamanaka, T. Takada, and K. Yamaguchi, *International Journal of Quantum Chemistry* **106**, 3325 (2006), URL <https://onlinelibrary.wiley.com/doi/abs/10.1002/qua.21151>.
- ⁶¹ S. Gusarov, P.-A. Malmqvist, R. Lindh, and B. O. Roos, *Theoretical Chemistry Accounts* **112**, 84 (2004), URL <https://doi.org/10.1007/s00214-004-0568-1>.
- ⁶² S. Gusarov, P. Åke Malmqvist *, and R. Lindh, *Molecular Physics* **102**, 2207 (2004), <https://doi.org/10.1080/00268970410001734297>, URL <https://doi.org/10.1080/00268970410001734297>.
- ⁶³ S. Ghosh, P. Verma, C. J. Cramer, L. Gagliardi, and D. G. Truhlar, *Chemical Reviews* **118**, 7249 (2018), pMID: 30044618, <https://doi.org/10.1021/acs.chemrev.8b00193>, URL <https://doi.org/10.1021/acs.chemrev.8b00193>.
- ⁶⁴ G. Li Manni, R. K. Carlson, S. Luo, D. Ma, J. Olsen, D. G. Truhlar, and L. Gagliardi, *Journal of Chemical Theory and Computation* **10**, 3669 (2014), pMID: 26588512, <https://doi.org/10.1021/ct500483t>, URL <https://doi.org/10.1021/ct500483t>.
- ⁶⁵ C. E. Hoyer, S. Ghosh, D. G. Truhlar, and L. Gagliardi, *The Journal of Physical Chemistry Letters* **7**, 586 (2016), pMID: 26794241, <https://doi.org/10.1021/acs.jpcllett.5b02773>, URL <https://doi.org/10.1021/acs.jpcllett.5b02773>.
- ⁶⁶ L. Gagliardi, D. G. Truhlar, G. Li Manni, R. K. Carlson, C. E. Hoyer, and J. L. Bao, *Accounts of Chemical Research* **50**, 66 (2017), pMID: 28001359, <https://doi.org/10.1021/acs.accounts.6b00471>, URL <https://doi.org/10.1021/acs.accounts.6b00471>.
- ⁶⁷ A. M. Sand, C. E. Hoyer, D. G. Truhlar, and L. Gagliardi, *The Journal of Chemical Physics* **149**, 024106 (2018), <https://doi.org/10.1063/1.5036727>, URL <https://doi.org/10.1063/1.5036727>.
- ⁶⁸ S. J. Stoneburner, D. G. Truhlar, and L. Gagliardi, *The Journal of Chemical Physics* **148**, 064108 (2018), <https://doi.org/10.1063/1.5017132>, URL <https://doi.org/10.1063/1.5017132>.
- ⁶⁹ S. Ghosh, C. J. Cramer, D. G. Truhlar, and L. Gagliardi, *Chem. Sci.* **8**, 2741 (2017), URL <http://dx.doi.org/10.1039/C6SC05036K>.
- ⁷⁰ P. Sharma, V. Bernales, S. Knecht, D. G. Truhlar, and L. Gagliardi, *Chem. Sci.* **10**, 1716 (2019), URL <http://dx.doi.org/10.1039/C8SC03569E>.
- ⁷¹ M. Mostafanejad and A. E. DePrince, *Journal of Chemical Theory and Computation* **15**, 290 (2019), <https://doi.org/10.1021/acs.jctc.8b00988>, URL <https://doi.org/10.1021/acs.jctc.8b00988>.
- ⁷² D. Casanova and A. I. Krylov, *Phys. Chem. Chem. Phys.* **22**, 4326 (2020), URL <http://dx.doi.org/10.1039/C9CP06507E>.
- ⁷³ R. K. Carlson, D. G. Truhlar, and L. Gagliardi, *Journal of Chemical Theory and Computation* **11**, 4077 (2015), pMID: 26575903, <https://doi.org/10.1021/acs.jctc.5b00609>, URL <https://doi.org/10.1021/acs.jctc.5b00609>.
- ⁷⁴ P. Neuhaus, D. Grote, and W. Sander, *Journal of the American Chemical Society* **130**, 2993 (2008), <https://doi.org/10.1021/ja073453d>.
- ⁷⁵ L. V. Slipchenko and A. I. Krylov, *The Journal of Chemical Physics* **117**, 4694 (2002), <https://doi.org/10.1063/1.1498819>, URL <https://doi.org/10.1063/1.1498819>.
- ⁷⁶ Y. A. Bernard, Y. Shao, and A. I. Krylov, *The Journal of Chemical Physics* **136**, 204103 (2012), <https://doi.org/10.1063/1.4714499>, URL <https://doi.org/10.1063/1.4714499>.
- ⁷⁷ T. H. Dunning, *The Journal of Chemical Physics* **90**, 1007 (1989), <https://doi.org/10.1063/1.456153>, URL <https://doi.org/10.1063/1.456153>.
- ⁷⁸ R. A. Kendall, T. H. Dunning, and R. J. Harrison, *The Journal of Chemical Physics* **96**, 6796 (1992), <https://doi.org/10.1063/1.462569>, URL <https://doi.org/10.1063/1.462569>.
- ⁷⁹ F. Aquilante, T. B. Pedersen, V. Veryazov, and R. Lindh, *WIREs Computational Molecular Science* **3**, 143 (2013), <https://onlinelibrary.wiley.com/doi/pdf/10.1002/wcms.1117>, URL <https://onlinelibrary.wiley.com/doi/abs/10.1002/wcms.1117>.
- ⁸⁰ I. Fdez. Galván, M. Vacher, A. Alavi, C. Angeli, F. Aquilante, J. Autschbach, J. J. Bao, S. I. Bokarev, N. A. Bogdanov, R. K. Carlson, et al., *Journal of Chemical Theory and Computation* **15**, 5925 (2019), pMID: 31509407, <https://doi.org/10.1021/acs.jctc.9b00532>, URL <https://doi.org/10.1021/acs.jctc.9b00532>.
- ⁸¹ F. Aquilante, J. Autschbach, A. Baiardi, S. Battaglia, V. A. Borin, L. F. Chibotaru, I. Conti, L. De Vico, M. Delcey, I. Fdez. Galván, et al., *The Journal of Chemical Physics* **152**, 214117 (2020), <https://doi.org/10.1063/5.0004835>, URL <https://doi.org/10.1063/5.0004835>.
- ⁸² M. Winkler and W. Sander, *Accounts of Chemical Research* **47**, 31 (2014), pMID: 23823805, <https://doi.org/10.1021/ar4000218>, URL <https://doi.org/10.1021/ar4000218>.
- ⁸³ A. I. Krylov, *The Journal of Physical Chemistry A* **109**, 10638 (2005), pMID: 16863112, <https://doi.org/10.1021/jp0528212>, URL <https://doi.org/10.1021/jp0528212>.
- ⁸⁴ H. M. T. Nguyen, A. Dutta, K. Morokuma, and M. T. Nguyen, *The Journal of Chemical Physics* **122**, 154308 (2005), <https://doi.org/10.1063/1.1855882>, URL <https://doi.org/10.1063/1.1855882>.
- ⁸⁵ V. Barone, I. Cacelli, A. Ferretti, and G. Prampolini, *The Journal of Chemical Physics* **146**, 104103 (2017), <https://doi.org/10.1063/1.4977598>, URL <https://doi.org/10.1063/1.4977598>.
- ⁸⁶ C. R. Kemnitz, R. R. Squires, and W. T. Borden, *Journal of the American Chemical Society* **119**, 6564 (1997), <https://doi.org/10.1021/ja970195j>, URL <https://doi.org/10.1021/ja970195j>.
- ⁸⁷ T. Hölzl, T. Veszprémi, and M. T. Nguyen, *Chemical Physics Letters* **499**, 26 (2010), ISSN 0009-2614, URL <http://www.sciencedirect.com/science/article/pii/S0009261410011917>.

- ⁸⁸ K. Yoshizawa, M. Hatanaka, Y. Matsuzaki, K. Tanaka, and T. Yamabe, *The Journal of Chemical Physics* **100**, 4453 (1994), <https://doi.org/10.1063/1.466275>, URL <https://doi.org/10.1063/1.466275>.
- ⁸⁹ H. M. T. Nguyen, T. T. Hue, and M. T. Nguyen, *Chemical Physics Letters* **411**, 450 (2005), ISSN 0009-2614, URL <http://www.sciencedirect.com/science/article/pii/S000926140500922X>.
- ⁹⁰ C. R. Kemnitz, R. R. Squires, and W. T. Borden, *Journal of the American Chemical Society* **119**, 6564 (1997), <https://doi.org/10.1021/ja970195j>, URL <https://doi.org/10.1021/ja970195j>.
- ⁹¹ P. G. Wenthold, J. B. Kim, and W. C. Lineberger, *Journal of the American Chemical Society* **119**, 1354 (1997), <https://doi.org/10.1021/ja9623830>, URL <https://doi.org/10.1021/ja9623830>.
- ⁹² T. Wang and A. I. Krylov, *The Journal of Chemical Physics* **123**, 104304 (2005), <https://doi.org/10.1063/1.2018645>, URL <https://doi.org/10.1063/1.2018645>.
- ⁹³ D. Reta Mañeru, A. K. Pal, I. d. P. R. Moreira, S. N. Datta, and F. Illas, *Journal of Chemical Theory and Computation* **10**, 335 (2014), pMID: 26579914, <https://doi.org/10.1021/ct400883m>, URL <https://doi.org/10.1021/ct400883m>.
- ⁹⁴ D. A. Hrovat, M. A. Murcko, P. M. Lahti, and W. Thatcher Borden, *J. Chem. Soc., Perkin Trans. 2* pp. 1037–1044 (1998), URL <http://dx.doi.org/10.1039/A706409H>.
- ⁹⁵ G. Jeanmairet, S. Sharma, and A. Alavi, *The Journal of Chemical Physics* **146**, 044107 (2017), <https://doi.org/10.1063/1.4974177>, URL <https://doi.org/10.1063/1.4974177>.
- ⁹⁶ D. A. Hrovat, M. A. Murcko, P. M. Lahti, and W. Thatcher Borden, *J. Chem. Soc., Perkin Trans. 2* pp. 1037–1044 (1998), URL <http://dx.doi.org/10.1039/A706409H>.
- ⁹⁷ P. G. Wenthold, R. R. Squires, and W. C. Lineberger, *Journal of the American Chemical Society* **120**, 5279 (1998), <https://doi.org/10.1021/ja9803355>, URL <https://doi.org/10.1021/ja9803355>.
- ⁹⁸ C. J. Cramer, J. J. Nash, and R. R. Squires, *Chemical Physics Letters* **277**, 311 (1997), ISSN 0009-2614, URL <http://www.sciencedirect.com/science/article/pii/S0009261497008555>.
- ⁹⁹ M. Hanauer and A. Köhn, *The Journal of Chemical Physics* **136**, 204107 (2012), <https://doi.org/10.1063/1.4718700>, URL <https://doi.org/10.1063/1.4718700>.
- ¹⁰⁰ P. U. Manohar and A. I. Krylov, *The Journal of Chemical Physics* **129**, 194105 (2008), <https://doi.org/10.1063/1.3013087>, URL <https://doi.org/10.1063/1.3013087>.
- ¹⁰¹ J. Shee, E. J. Arthur, S. Zhang, D. R. Reichman, and R. A. Friesner, *Journal of Chemical Theory and Computation* **15**, 4924 (2019), pMID: 31381324, <https://doi.org/10.1021/acs.jctc.9b00534>, URL <https://doi.org/10.1021/acs.jctc.9b00534>.
- ¹⁰² Y. Yang, D. Peng, E. R. Davidson, and W. Yang, *The Journal of Physical Chemistry A* **119**, 4923 (2015), pMID: 25891638, <https://doi.org/10.1021/jp512727a>, URL <https://doi.org/10.1021/jp512727a>.
- ¹⁰³ F. A. Evangelista, M. Hanauer, A. Köhn, and J. Gauss, *The Journal of Chemical Physics* **136**, 204108 (2012), <https://doi.org/10.1063/1.4718704>, URL <https://doi.org/10.1063/1.4718704>.
- ¹⁰⁴ F. A. Evangelista, W. D. Allen, and H. F. Schaefer, *The Journal of Chemical Physics* **127**, 024102 (2007), <https://doi.org/10.1063/1.2743014>, URL <https://doi.org/10.1063/1.2743014>.
- ¹⁰⁵ T. D. Crawford, E. Kraka, J. F. Stanton, and D. Cremer, *The Journal of Chemical Physics* **114**, 10638 (2001), <https://doi.org/10.1063/1.1373433>, URL <https://doi.org/10.1063/1.1373433>.
- ¹⁰⁶ W. Siebrand, *The Journal of Chemical Physics* **47**, 2411 (1967), <https://doi.org/10.1063/1.1703324>, URL <https://doi.org/10.1063/1.1703324>.
- ¹⁰⁷ J. Birks, *Journal of Luminescence* **1-2**, 154 (1970), ISSN 0022-2313, URL <http://www.sciencedirect.com/science/article/pii/0022231370900311>.
- ¹⁰⁸ J. Schiedt and R. Weinkauff, *Chemical Physics Letters* **266**, 201 (1997), ISSN 0009-2614, URL <http://www.sciencedirect.com/science/article/pii/S0009261496015126>.
- ¹⁰⁹ J. Burgos, M. Pope, C. E. Swenberg, and R. R. Alfano, *physica status solidi (b)* **83**, 249 (1977), URL <https://onlinelibrary.wiley.com/doi/abs/10.1002/pssb.2220830127>.
- ¹¹⁰ H. Angliker, E. Rommel, and J. Wirz, *Chemical Physics Letters* **87**, 208 (1982), ISSN 0009-2614, URL <http://www.sciencedirect.com/science/article/pii/0009261482835896>.
- ¹¹¹ B. Hajgató, M. Huzak, and M. S. Deleuze, *The Journal of Physical Chemistry A* **115**, 9282 (2011), pMID: 21755960, <https://doi.org/10.1021/jp2043043>, URL <https://doi.org/10.1021/jp2043043>.
- ¹¹² N. Dupuy and M. Casula, *The Journal of Chemical Physics* **148**, 134112 (2018), <https://doi.org/10.1063/1.5016494>, URL <https://doi.org/10.1063/1.5016494>.
- ¹¹³ S. Horn, F. Plasser, T. Müller, F. Libisch, J. Burgdörfer, and H. Lischka, *Theoretical Chemistry Accounts* **133**, 1511 (2014), URL <https://doi.org/10.1007/s00214-014-1511-8>.
- ¹¹⁴ J. B. Schriber, K. P. Hannon, C. Li, and F. A. Evangelista, *Journal of Chemical Theory and Computation* **14**, 6295 (2018), pMID: 30388005, <https://doi.org/10.1021/acs.jctc.8b00877>, URL <https://doi.org/10.1021/acs.jctc.8b00877>.
- ¹¹⁵ C. U. Ibeji and D. Ghosh, *Phys. Chem. Chem. Phys.* **17**, 9849 (2015), URL <http://dx.doi.org/10.1039/C5CP00214A>.
- ¹¹⁶ Y. Yang, E. R. Davidson, and W. Yang, *Proceedings of the National Academy of Sciences* (2016), ISSN 0027-8424, <https://www.pnas.org/content/early/2016/08/12/1606021113.full.pdf>, URL <https://www.pnas.org/content/early/2016/08/12/1606021113>.