

Data Flow Analysis of Asynchronous Systems using Infinite Abstract Domains

Snigdha Athaiya(✉)¹, Raghavan Komondoor¹, and K. Narayan Kumar²

¹ Indian Institute of Science, Bengaluru, India
{snigdha,raghavan}@iisc.ac.in

² Chennai Mathematical Institute, Chennai, India
kumar@cmi.ac.in

Abstract. Asynchronous message-passing systems are employed frequently to implement distributed mechanisms, protocols, and processes. This paper addresses the problem of precise data flow analysis for such systems. To obtain good precision, data flow analysis needs to somehow skip execution paths that read more messages than the number of messages sent so far in the path, as such paths are infeasible at run time. Existing data flow analysis techniques do elide a subset of such infeasible paths, but have the restriction that they admit only finite abstract analysis domains. In this paper we propose a generalization of these approaches to admit infinite abstract analysis domains, as such domains are commonly used in practice to obtain high precision. We have implemented our approach, and have analyzed its performance on a set of 14 benchmarks. On these benchmarks our tool obtains significantly higher precision compared to a baseline approach that does not elide any infeasible paths and to another baseline that elides infeasible paths but admits only finite abstract domains.

Keywords: Data Flow Analysis · Message-passing systems.

1 Introduction

Distributed software that communicates by asynchronous message passing is a very important software paradigm in today’s world. It is employed in varied domains, such as distributed protocols and workflows, event-driven systems, and UI-based systems. Popular languages used in this domain include Go (<https://golang.org/>), Akka (<https://akka.io/>), and P (<https://github.com/p-org>).

Analysis and verification of asynchronous systems is an important problem, and poses a rich set of challenges. The research community has focused historically on a variety of approaches to tackle this overall problem, such as model checking and systematic concurrency testing [24,12], formal verification to check properties such as reachability or coverability of states [40,3,2,20,17,30,18,1], and data flow analysis [28].

Data flow analysis [31,29] is a specific type of verification technique that propagates values from an *abstract domain* while accounting for all paths in a

program. It can hence be used to check whether a property or assertion always holds. The existing verification and data flow analysis approaches mentioned earlier have a major limitation, which is that they admit only finite abstract domains. This, in general, limits the classes of properties that can be successfully verified. On the other hand, data flow analysis of sequential programs using infinite abstract domains, e.g., *constant propagation* [31], *interval analysis* [11], and *octagons* [43], is a well developed area, and is routinely employed in verification settings. In this paper we seek to bridge this fundamental gap, and develop a precise data flow analysis framework for message-passing asynchronous systems that admits infinite abstract domains.

1.1 Motivating Example: Leader election

```

1:  $max :=$  process number; send  $\langle 1, max \rangle$ 
2: Process is in active mode
3: while true do
4:   if process is in passive mode then
5:     receive a mesg and send this same mesg
6:   else if message  $\langle 1, i \rangle$  arrives then
7:     if  $i \neq max$  then
8:       Send message  $\langle 2, i \rangle$ ;  $left := i$ 
9:     else
10:      Declare  $max$  as the global maximum
11:       $nr\_leaders++$ ;  $assert(nr\_leaders = 1)$ 
12:   else if message  $\langle 2, j \rangle$  arrives then
13:     if  $left > j$  and  $left > max$  then
14:        $max := left$ 
15:       Send message  $\langle 1, max \rangle$ 
16:   else
17:     Process enters passive mode

```

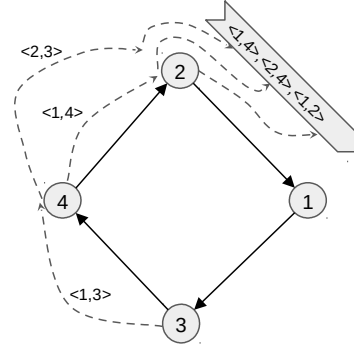


Fig. 1. Pseudo-code of each process in leader election, and a partial run

To motivate our work we use a benchmark program³ in the *Promela* language [24] that implements a *leader election* protocol [16]. In the protocol there is a ring of processes, and each process has a unique number. The objective is to discover the “leader”, which is the process with the maximum number. The pseudo-code of each process in the protocol is shown in the left side of Figure 1. Each process has its own copy of local variables max and $left$, whereas $nr_leaders$ is a global variable that is common to all the processes (its initial value is zero). Each process sends messages to the next process in the ring via an unbounded FIFO channel. Each process becomes “ready” whenever a message is available for it to receive, and at any step of the protocol any one ready process (chosen

³ file `assertion.leader.prm` in www.imm.dtu.dk/~albl/promela-models.zip.

non-deterministically) executes one iteration of its “while” loop. (We formalize these execution rules in a more general fashion in Section 2.1.) The messages are a 2-tuple $\langle x, i \rangle$, where x can be 1 or 2, and $1 \leq i \leq \text{max}$. The right side of Figure 1 shows a snapshot at an intermediate point during a run of the protocol. Each dashed arrow between two nodes represents a send of a message and a (completed) receipt of the same message. The block arrow depicts the channel from Process 2 to Process 1, which happens to contain three sent (but still unreceived) messages.

It is notable that in any run of the protocol, Lines 10-11 happen to get executed only by the actual leader process, and that too, exactly once. Hence, the assertion never fails. The argument for this claim is not straightforward, and we refer the reader to the paper [16] for the details.

1.2 Challenges in property checking

Data flow analysis could be used to verify the assertion in the example above, e.g., using the *Constant Propagation* (CP) abstract domain. This analysis determines at each program point whether each variable has a fixed value, and if yes, the value itself, across all runs that reach the point. In the example in Figure 1, all actual runs of the system that happen to reach Line 10 come there with value zero for the global variable `nr_leaders`.

A challenge for data flow analysis on message-passing systems is that there may exist *infeasible* paths in the system. These are paths with more receives of a certain message than the number of copies of this message that have been sent so far. For instance, consider the path that consists of two back-to-back iterations of the “while” loop by the leader process, both times through Lines 3,6,9-11. This path is not feasible, due to the impossibility of having two copies of the message $\langle 1, \text{max} \rangle$ in the input channel [16]. The second iteration would bring the value 1 for `nr_leaders` at Line 10, thus inferring a non-constant value and hence declaring the assertion as failing (which would be a false positive).

Hence, it is imperative in the interest of precision for any data flow analysis or verification approach to track the channel contents as part of the exploration of the state space. Tracking the contents of unbounded channels precisely is known to be undecidable even when solving problems such as reachability and coverability (which are simpler than data flow analysis). Hence, existing approaches either bound the channels (which in general causes unsoundness), or use sound abstractions such as *unordered channels* (also known as the Petri Net or VASS abstraction) or *lossy channels*. Such abstractions suffice to elide a subset of infeasible paths. In our running example, the unordered channel abstraction happens to suffice to elide infeasible paths that could contribute to a false positive at the point of the assertion. However, the analysis would need to use an abstract domain such as CP to track the values of integer variables. This is an infinite domain (due to the infinite number of integers). The most closely related previous dataflow analysis approach for distributed systems [28] does use the unordered channel abstraction, but does not admit infinite abstract domains, and hence cannot verify assertions such as the one in the example above.

1.3 Our Contributions

This paper is the first one to the best of our knowledge to propose an approach for data flow analysis for asynchronous message-passing systems that (a) admits infinite abstract domains, (b) uses a reasonably precise channel abstraction among the ones known in the literature (namely, the unordered channels abstraction), and (c) computes maximally precise results possible under the selected channel abstraction. Every other approach we are aware of exhibits a strict subset of the three attributes listed above. It is notable that previous approaches do tackle the infinite state space induced by the unbounded channel contents. However, they either do not reason about variable values at all, or only allow variables that are based on finite domains.

Our primary contribution is an approach that we call *Backward DFAS*. This approach is maximally precise, and admits a class of infinite abstract domains. This class includes well-known examples such as Linear Constant Propagation (LCP) [50] and Affine Relationships Analysis (ARA) [45], but does not include the full (CP) analysis. We also propose another approach, which we call *Forward DFAS*, which admits a broader class of abstract domains, but is not guaranteed to be maximally precise on all programs.

We describe a prototype implementation of both our approaches. On a set of 14 real benchmarks, which are small but involve many complex idioms and paths, our tool verifies approximately 50% more assertions than our implementation of the baseline approach [28].

The rest of the paper is structured as follows. Section 2 covers the background and notation that will be assumed throughout the paper. We present the Backward DFAS approach in Section 3, and the Forward DFAS approach in Section 4. Section 5 discusses our implementation and evaluation. Section 6 discusses related work, and Section 7 concludes the paper.

2 Background and Terminology

Vector addition systems with states or VASS [26] are a popular modelling technique for distributed systems. We begin this section by defining an extension to VASS, which we call a *VASS-Control Flow Graph* or *VCFG*.

Definition 1. A VASS-Control Flow Graph or VCFG \mathcal{G} is a graph, and is described by the tuple $\langle Q, \delta, r, q_0, V, \pi, \theta \rangle$, where Q is a finite set of nodes, $\delta \subseteq Q \times Q$ is a finite set of edges, $r \in \mathbb{N}$, q_0 is the start node, V is a set of variables or memory locations, $\pi : \delta \rightarrow A$ maps each edge to an action, where $A \equiv ((V \rightarrow \mathbb{Z}) \rightarrow (V \rightarrow \mathbb{Z}))$, $\theta : \delta \rightarrow \mathbb{Z}^r$ maps each edge to a vector in \mathbb{Z}^r .

For any edge $e = (q_1, q_2) \in \delta$, if $\pi(e) = a$ and $\theta(e) = w$, then a is called the *action* of e and w is called the *queuing vector* of e . This edge is depicted as $q_1 \xrightarrow{a, w} q_2$. The variables and the *actions* are the only additional features of a VCFG over VASS.

A *configuration* of a VCFG is a tuple $\langle q, c, \xi \rangle$, where $q \in Q$, $c \in \mathbb{N}^r$ and $\xi \in (V \rightarrow \mathbb{Z})$. The initial configuration of a VCFG is $\langle q_0, \vec{0}, \xi_0 \rangle$, where $\vec{0}$ denotes a vector with r zeroes, and ξ_0 is a given initial valuation for the variables. The VCFG can be said to have r *counters*. The vector c in each configuration can be thought of as a valuation to the counters. The transitions between VCFG configurations are according to the rule below:

$$\frac{e = (q_1, q_2), \quad e \in \delta, \quad \pi(e) = a, \quad \theta(e) = w, \quad a(\xi_1) = \xi_2, \quad c_1 + w = c_2, \quad c_2 \geq \vec{0}}{\langle q_1, c_1, \xi_1 \rangle \Rightarrow_e \langle q_2, c_2, \xi_2 \rangle}$$

2.1 Modeling of Asynchronous Message Passing Systems as VCFGs

Asynchronous systems are composed of finite number of independently executing processes that communicate with each other by passing messages along FIFO channels. The processes may have local variables, and there may exist shared (or global) variables as well. For simplicity of presentation we assume all variables are global.

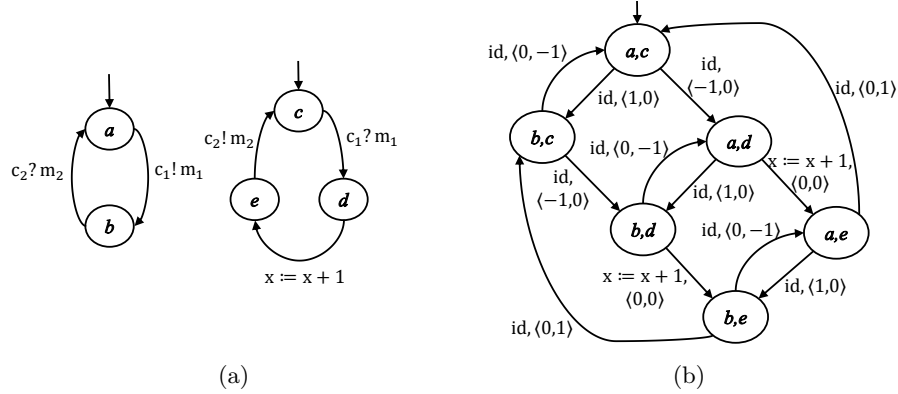


Fig. 2. (a) Asynchronous system with two processes, (b) its VCFG model

Figure 2(a) shows a simple asynchronous system with two processes. In this system there are two channels, c_1 and c_2 , and a message alphabet consisting of two elements, m_1 and m_2 . The semantics we assume for message-passing systems is the same as what is used by the tool Spin [24]. A configuration of the system consists of the current control states of all the processes, the contents of all the channels, and the values of all the variables. A single transition of the system consists of a transition of one of the processes from its current control-state to a successor control state, accompanied with the corresponding queuing operation or variable-update action. A transition labeled $c!m$ can be taken unconditionally, and results in ' m ' being appended to the tail of the channel ' c '. A transition labeled $c?m$ can be taken only if an instance of ' m ' is available at the head

of ‘c’, and results in this instance getting removed from ‘c’. (Note, based on the context, we over-load the term “message” to mean either an element of the message alphabet, or an instance of a message-alphabet element in a channel at run-time.)

Asynchronous systems can be modeled as VCFGs, and our approach performs data flow analysis on VCFGs. We now illustrate how an asynchronous system can be modeled as a VCFG. We assume a fixed number of processes in the system. We do this illustration using the example VCFG in Figure 2(b), which models the system in Figure 2(a). Each node of the VCFG represents a tuple of control-states of the processes, while each edge corresponds to a transition of the system. The action of a VCFG edge is identical to the action that labels the corresponding process transition. (“id” in Figure 2(b) represents the *identity* action) The VCFG will have as many counters as the number of unique pairs (c_i, m_j) such that the operation $c_i!m_j$ is performed by any process. If an edge e in the VCFG corresponds to a send transition $c_i!m_j$ of the system, then e ’s queuing vector would have a +1 for the counter corresponding to (c_i, m_j) and a zero for all the other counters. Analogously, a receive operation gets modeled as -1 in the queuing vector. In Figure 2(b), the first counter is for (c_1, m_1) while the second counter is for (c_2, m_2) . Note that the +1 and -1 encoding (which are inherited from VASS’s) effectively cause FIFO channels to be treated as unordered channels.

When each process can invoke procedures as part of its execution, such systems can be modeled using *inter-procedural* VCFGs, or iVCFGs. These are extensions of VCFGs just as standard inter-procedural control-flow graphs are extensions of control-flow graphs. Constructing an iVCFG for a given system is straightforward, under a restriction that at most one of the processes in the system can be executing a procedure other than its main procedure at any time. This restriction is also present in other related work [28,4].

2.2 Data flow analysis over iVCFGs

Data flow analysis is based on a given *complete lattice* \mathcal{L} , which serves as the abstract domain. As a pre-requisite step before we can perform our data flow analysis on iVCFGs, we first consider each edge $v \xrightarrow{a,w} w$ in each procedure in the iVCFG, and replace the (concrete) action a with an abstract action f , where $f : \mathcal{L} \rightarrow \mathcal{L}$ is a given abstract transfer function that *conservatively over-approximates* [11] the behavior of the concrete action a .

Let p be a path in a iVCFG, let p_0 be the first node in the path, and let ξ_i be a valuation to the variables at the beginning of p . The path p is said to be *feasible* if, starting from the configuration $\langle p_0, \vec{0}, \xi_i \rangle$, the configuration $\langle q, d, \xi \rangle$ obtained at each successive point in the path is such that $d \geq \vec{0}$, with successive configurations along the path being generated as per the rule for transitions among VCFG configurations that was given before Section 2.1. For any path $p = e_1 e_2 \dots e_k$ of an iVCFG, we define its *path transfer function* $ptf(p)$ as $f_{e_k} \circ f_{e_{k-1}} \dots \circ f_{e_1}$, where f_e is the abstract action associated with edge e .

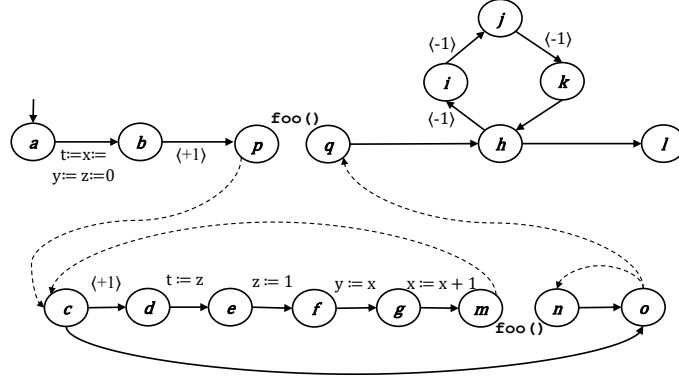


Fig. 3. Example iVCFG

The standard data flow analysis problem for sequential programs is to compute the join-over-all-paths (JOP) solution. Our problem statement is to compute the join-over-all-feasible-paths (JOFP) solution for iVCFGs. Formally stated, if *start* is the entry node of the “main” procedure of the iVCFG, given any node *target* in any procedure of the iVCFG, and an “entry” value $d_0 \in \mathcal{L}$ at *start* such that d_0 conservatively over-approximates ξ_0 , we wish to compute the JOFP value at *target* as defined by the following expression:

$$\bigsqcup_{\substack{p \text{ is a feasible and interprocedurally valid} \\ \text{path in the iVCFG from } start \text{ to } target}} (ptf(p))(d_0)$$

Intuitively, due to the unordered channel abstraction, every run of the system corresponds to a feasible path in the iVCFG, but not vice versa. Hence, the JOFP solution above is guaranteed to conservatively over-approximate the JOP solution on the *runs* of the system (which is not computable in general).

3 Backward DFAS Approach

In this section we present our key contribution – the *Backward DFAS* (Data Flow Analysis of Asynchronous Systems) algorithm – an interprocedural algorithm that computes the precise JOFP at any given node of the iVCFG.

We begin by presenting a running example, which is the iVCFG with two procedures depicted in Figure 3. There is only one channel and one message in the message alphabet in this example, and hence the *queuing vectors* associated with the edges are of size 1. The edges without the vectors are implicitly associated with zero vectors. The *actions* associated with edges are represented in the form of assignment statements. The edges without assignment statements next to them have *identity* actions. The upper part of the Figure 3, consisting of nodes

$a, b, p, q, h, i, j, k, l$, is the VCFG of the “main” procedure. The remaining nodes constitute the VCFG of the (tail) recursive procedure `foo`. The solid edges are intra-procedural edges, while dashed edges are inter-procedural edges.

Throughout this section we use *Linear Constant Propagation* (LCP) [50] as our example data flow analysis. LCP, like CP, aims to identify the variables that have constant values at any given location in the system. LCP is based on the same infinite domain as CP; i.e., each abstract domain element is a mapping from variables to (integer) values. The “ \sqsupseteq ” relation for the LCP lattice is also defined in the same way as for CP. The encoding of the transfer functions in LCP is as follows. Each edge (resp. path) maps the outgoing value of each variable to *either* a constant, *or* to a linear expression in the incoming value of at most one variable into the edge (resp. path), *or* to a special symbol \top that indicates an unknown outgoing value. For instance, for the edge $g \rightarrow m$ in Figure 3, its transfer function can be represented symbolically as $(t'=t, x'=x+1, y'=y, z'=z)$, where the primed versions represent outgoing values and unprimed versions represent incoming values.

Say we wish to compute the JOFP at node k . The only feasible paths that reach node k are the ones that attain calling-depth of three or more in the procedure `foo`, and hence encounter at least three *send* operations, which are required to clear the three *receive* operations encountered from node h to node k . All such paths happen to bring the constant values $(t = 1, z = 1)$ to the node k . Hence, $(t = 1, z = 1)$ is the precise JOFP result at node k . However, infeasible paths, if not elided, can introduce imprecision. For instance, the path that directly goes from node c to node o in the outermost call to the Procedure `foo` (this path is of calling-depth zero) brings values of zero for all four variables, and would hence prevent the precise fact $(t = 1, z = 1)$ from being inferred.

3.1 Assumptions and Definitions

The set of all $\mathcal{L} \rightarrow \mathcal{L}$ transfer functions clearly forms a complete lattice based on the following ordering: $f_1 \sqsupseteq f_2$ iff for all $d \in \mathcal{L}$, $f_1(d) \sqsupseteq f_2(d)$. Backward DFAS makes a few assumptions on this lattice of transfer functions. The first is that this lattice be of *finite height*; i.e., all strictly ascending chains of elements in this lattice are finite (although no a priori bound on the sizes of these chains is required). The second is that a representation of transfer functions is available, as are operators to compose, join, and compare transfer functions. Note, the two assumptions above are also made by the classical “functional” inter-procedural approach of Sharir and Pnueli [54]. Thirdly, we need distributivity, as defined below: for any $f_1, f_2, f \in \mathcal{L} \rightarrow \mathcal{L}$, $(f_1 \sqcup f_2) \circ f = (f_1 \circ f) \sqcup (f_2 \circ f)$. The distributivity assumption is required only if the given system contains recursive procedure calls.

Linear Constant Propagation (LCP) [50] and Affine Relationships Analysis (ARA) [45] are well-known examples of analyses based on infinite abstract domains that satisfy all of the assumptions listed above. Note that the CP transfer-functions lattice is not of finite height. Despite the LCP abstract domain being the same as the CP abstract domain, the encoding chosen for LCP transfer

functions (which was mentioned above), ensures that LCP uses a strict, finite-height subset of the full CP transfer-functions lattice that is closed under join and function composition operations. The trade-off is that LCP transfer functions for assignment statements whose RHS is not a linear expression and for conditionals are less precise than the corresponding CP transfer functions.

Our final assumption is that procedures other than “main” may send messages, but should not have any “receive” operations. Previous approaches that have addressed data flow analysis or verification problems for asynchronous systems with recursive procedures also have the same restriction [53, 28, 18].

We now introduce important terminology. The **demand** of a given path p in the VCFG is a vector of size r , and is defined as follows:

$$\text{demand}(p) = \begin{cases} \max(\vec{0} - w, \vec{0}), & \text{if } p = (v \xrightarrow{f, w} z) \\ \max(\text{demand}(p') - w, \vec{0}), & \text{if } p = (e.p'), \text{ where } e \equiv (v \xrightarrow{f, w} z) \end{cases}$$

Intuitively, the demand of a path p is the minimum required vector of counter values in any starting configuration at the entry of the path for there to exist a sequence of transitions among configurations that manages to traverse the entire path (following the rule given before Section 2.1). It is easy to see that a path p is feasible iff $\text{demand}(p) = \vec{0}$.

A set of paths C is said to **cover** a path p iff: (a) all paths in C have the same start and end nodes (respectively) as p , (b) for each $p' \in C$, $\text{demand}(p') \leq \text{demand}(p)$, and (c) $(\sqcup_{p' \in C} \text{ptf}(p')) \supseteq \text{ptf}(p)$. (Regarding (b), any binary vector operation in this paper is defined as applying the same operation on every pair of corresponding entries, i.e., point-wise.)

A *path template* (p_1, p_2, \dots, p_n) of any procedure F_i is a sequence of paths in the VCFG of F_i such that: (a) path p_1 begins at the entry node en_{F_i} of F_i and path p_n ends at return node ex_{F_i} of F_i , (b) for all $p_i, 1 \leq i < n$, p_i ends at a call-site node, and (c) for all $p_i, 1 < i \leq n$, p_i begins at a return-site node v_r^i , such that v_r^i corresponds to the call-site node v_c^{i-1} at which p_{i-1} ends.

3.2 Properties of Demand and Covering

At a high level, Backward DFAS works by growing paths in the backward direction by a single edge at a time starting from the target node (node k in our example in Figure 3). Every time this process results in a path reaching the *start* node (node a in our example), and the path is feasible, the approach simply transfers the entry value d_0 via this path to the target node. The main challenge is that due to the presence of cycles and recursion, there are an infinite number of feasible paths in general. In this subsection we present a set of lemmas that embody our intuition on how a finite subset of the set of all paths can be enumerated such that the join of the values brought by these paths is equal to the JOFP. We then present our complete approach in Section 3.3.

Demand Coverage Lemma: Let p_2 and p'_2 be two paths from a node v_i to a node v_j such that $\text{demand}(p'_2) \leq \text{demand}(p_2)$. If p_1 is any path ending at v_i , then $\text{demand}(p_1.p'_2) \leq \text{demand}(p_1.p_2)$. \square

This lemma can be argued using induction on the length of path p_1 . A similar observation has been used to solve coverability of lossy channels and well-structured transition systems in general [3,17,2]. An important corollary of this lemma is that for any two paths p'_2 and p_2 from v_i to v_j such that $\text{demand}(p'_2) \leq \text{demand}(p_2)$, if there exists a path p_1 ending at v_i such that $p_1.p_2$ is feasible, then $p_1.p'_2$ is also feasible.

Function Coverage Lemma: *Let p_2 be a path from a node v_i to a node v_j , and P_2 be a set of paths from v_i to v_j such that $(\bigsqcup_{p'_2 \in P_2} \text{ptf}(p'_2)) \sqsupseteq \text{ptf}(p_2)$. Let p_1 be any path ending at v_i and p_3 be any path beginning at v_j . Under the distributivity assumption stated in Section 3.1, the following property holds: $(\bigsqcup_{p'_2 \in P_2} \text{ptf}(p_1.p'_2.p_3)) \sqsupseteq \text{ptf}(p_1.p_2.p_3)$. \square*

The following result follows from the Demand and Function Coverage Lemmas and from monotonicity of the transfer functions:

Corollary 1: *Let p_2 be a path from a node v_i to a node v_j , and P_2 be a set of paths from v_i to v_j such that P_2 covers p_2 . Let p_1 be any path ending at v_i . Then, the set of paths $\{p_1.p'_2 \mid p'_2 \in P_2\}$ covers the path $p_1.p_2$. \square*

We now use the running example from Figure 3 to illustrate how we leverage Corollary 1 in our approach. When we grow paths in backward direction from the target node k , two candidate paths that would get enumerated (among others) are $p_i \equiv hijk$ and $p_j \equiv hijkhijk$ (in that order). Now, p_i covers p_j . Therefore, by Corollary 1, any backward extension $p_1.p_j$ of p_j (p_1 is any path prefix) is guaranteed to be covered by the analogous backward extension $p_1.p_i$ of p_i . By definition of covering, it follows that $p_1.p_i$ brings in a data value that conservatively over-approximates the value brought in by $p_1.p_j$. Therefore, our approach discards p_j as soon as it gets enumerated. To summarize, our approach discards any path as soon as it is enumerated if it is covered by some subset of the previously enumerated and retained paths.

Due to the finite height of the transfer functions lattice, and because demand vectors cannot contain negative values, at some point in the algorithm every new path that can be generated by backward extension at that point would be discarded immediately. At this point the approach would terminate, and soundness would be guaranteed by definition of covering.

In the inter-procedural setting the situation is more complex. We first present two lemmas that set the stage. The lemmas both crucially make use of the assumption that recursive procedures are not allowed to have “receive” operations. For any path p_a that contains no receive operations, and for any demand vector d , we first define $\text{supply}(p_a, d)$ as $\min(s, d)$, where s is the sum of the queuing vectors of the edges of p_a .

Supply Limit Lemma: *Let p_1, p_2 be two paths from v_i to v_j such that there are no receive operations in p_1 and p_2 . Let p_b be any path beginning at v_j . If $\text{demand}(p_b) = d$, and if $\text{supply}(p_1, d) \geq \text{supply}(p_2, d)$, then $\text{demand}(p_1.p_b) \leq \text{demand}(p_2.p_b)$. \square*

A set of paths P is said to **d -supply-cover** a path p_a iff: (a) all paths in P have the same start node and same end node (respectively) as p_a , (b) $(\bigsqcup_{p' \in P} \text{ptf}(p')) \sqsupseteq \text{ptf}(p_a)$, and (c) for each $p' \in P$, $\text{supply}(p', d) \geq \text{supply}(p_a, d)$.

Supply Coverage Lemma: *If $p_a.p_b$ is a path, and $\text{demand}(p_b) = d$, and if a set of paths P d -supply-covers p_a , and p_a as well as all paths in P have no receive operations, then the set of paths $\{p'.p_b \mid p' \in P\}$ covers the path $p_a.p_b$.*

Proof argument: Since P d -supply-covers p_a , by the Supply Limit Lemma, we have (a): for all $p' \in P$, $\text{demand}(p'.p_b) \leq \text{demand}(p_a.p_b)$. Since P d -supply-covers p_a , we also have $(\sqcup_{p' \in P} \text{ptf}(p')) \supseteq \text{ptf}(p_a)$. From this, we use the Function Coverage lemma to infer that (b): $(\sqcup_{p' \in P} \text{ptf}(p'.p_b)) \supseteq \text{ptf}(p_a.p_b)$. The result now follows from (a) and (b). \square

Consider path $hijk$ in our example, which gets enumerated and retained (as discussed earlier). This path gets extended back as $qhijk$; let us denote this path as p' . Let d be the demand of p' (i.e., is equal to 3). Our plan now is to extend this path in the backward direction all the way up to node p , by prepending interprocedurally valid and complete (i.e., IVC) paths of procedure `foo` in front of p' . An IVC path is one that begins at the entry node of `foo`, ends at the return node of `foo`, is of arbitrary calling depth, has balanced calls and returns, and has no pending returns when it completes [49]. First, we enumerate the IVC path(s) with calling-depth zero (i.e., path `co` in the example), and prepend them in front of p' . We then produce deeper IVC paths, in phases. In each phase i , $i > 0$, we inline IVC paths of calling-depth $i - 1$ that have been enumerated and retained so far into the path templates of the procedure to generate IVC paths of calling-depth i , and prepend these IVC paths in front of p' . We terminate when each IVC path that is generated in a particular phase j is d -supply-covered by some subset P of IVC paths generated in previous phases.

The soundness of discarding the IVC paths of phase j follows from the Supply Coverage lemma (p' would take the place of p_b in the lemma's statement, while the path generated in phase j would take the place of p_a in the lemma statement). The termination condition is guaranteed to be reached eventually, because: (a) the supplies of all IVC paths generated are limited to d , and (b) the lattice of transfer functions is of finite height. Intuitively, we could devise a sound termination condition even though deeper and deeper IVC paths can increment counters more and more, because a deeper IVC path that increments the counters beyond the demand of p' does not really result in lower overall demand when prepended before p' than a shallower IVC path that also happens to meet the demand of p' (Supply Limit lemma formalizes this).

In our running example, for the path $qhijk$, whose demand is equal to three, prefix generation for it happens to terminate in the fifth phase. The IVC paths that get generated in the five phases are, respectively, $p_0 = \text{co}$, $p_1 = \text{cdefgmcono}$, $p_2 = (\text{cdefgm})^2 \text{co}(\text{no})^2$, $p_3 = (\text{cdefgm})^3 \text{co}(\text{no})^3$, $p_4 = (\text{cdefgm})^4 \text{co}(\text{no})^4$, and $p_5 = (\text{cdefgm})^5 \text{co}(\text{no})^5$. $\text{supply}(p_3, 3) = \text{supply}(p_4, 3) = \text{supply}(p_5, 3) = 3$. The LCP transfer functions of the paths are as follows. $\text{ptf}(p_3)$ is $(t'=1, x'=x+3, y'=x+2, z'=1)$, $\text{ptf}(p_4)$ is $(t'=1, x'=x+4, y'=x+3, z'=1)$, while $\text{ptf}(p_5)$ is $(t'=1, x'=x+5, y'=x+4, z'=1)$. $\{p_3, p_4\}$ 3-supply-covers p_5 .

We also need a result that when the IVC paths in the j th phase are d -supply-covered by paths generated in preceding phases, then the IVC paths that would be generated in the $(j + 1)$ th would also be d -supply-covered by paths generated

Algorithm 1 Backward DFAS algorithm

```

1: procedure COMPUTEJOFP(target)
    $\triangleright$  Returns JOFP from  $start \in Nodes$  to  $target \in Nodes$ , entry value  $d_0 \in \mathcal{L}$ .
2:   for all  $v \in Nodes$  do  $\triangleright Nodes$  is the set of all nodes in the VCFG
3:      $sPaths(v) = \emptyset$ 
4:   For each intra-proc VCFG edge  $v \rightarrow target$ , add this edge to workList and to  $sPaths(v)$ 
5:   repeat
6:     Remove any path  $p$  from workList.
7:     Let  $v_1$  be the start node of  $p$ .
8:     if  $v_1$  is a return-site node, with incoming return edge from func.  $F_1$  then
9:       Let  $v_3$  be the call-site node corresponding to  $v_1$ ,  $e_1$  be the call-site-to-entry edge from  $v_3$  to  $en_{F_1}$ , and  $r_1$  be the exit-to-return-site edge from  $ex_{F_1}$  to  $v_1$ .
10:      for all  $p_1 \in \text{COMPUTEENDTOEND}(F_1, demand(p))$  do
11:         $p_2 = e_1.p_1.r_1.p$ 
12:        if COVERED( $p_2, sPaths(v_3)$ ) returns false then
13:          Add  $p_2$  to  $sPaths(v_3)$  and to workList.
14:        else if  $v_1$  is the entry node of a func.  $F_1$  then
15:          for all  $v_3 \in call-sites(F_1)$  do
16:            Let  $e_1$  be the call edge from  $v_3$  to  $v_1$ .
17:             $p_2 = e_1.p$ .
18:            if COVERED( $p_2, sPaths(v_3)$ ) returns false then
19:              Add  $p_2$  to  $sPaths(v_3)$  and to workList.
20:          else
21:            for all intra-procedural edges  $e = v_3 \xrightarrow{f,w} v_1$  in the VCFG do
22:              if COVERED( $e.p, sPaths(v_3)$ ) returns false then
23:                Add the path  $(e.p)$  to  $sPaths(v_3)$  and to workList.
24:      until workList is empty
25:       $P = \{p \mid p \in sPaths(start), demand(p) = \bar{0}\}$ 
26:      return  $\bigsqcup_{p \in P} (ptf(p))(d_0)$ 

```

in phases that preceded j . This can be shown using a variant of the Supply Coverage Lemma, which we omit in the interest of space. Once this is shown, it then follows inductively that none of the phases after phase j are required, which would imply that it would be safe to terminate.

The arguments presented above were in a restricted setting, namely, that there is only one call in each procedure, and that only recursive calls are allowed. These restrictions were assumed only for simplicity, and are not actually assumed in the algorithm to be presented below.

3.3 Data Flow Analysis Algorithm

Our approach is summarized in Algorithm 1. COMPUTEJOFP is the main routine. The algorithm works on a given iVCFG (which is an implicit parameter to the algorithm), and is given a *target* node at which the JOFP is to be com-

Algorithm 2 Routines invoked for inter-procedural processing in Backward DFAS algorithm

```

1: procedure COMPUTEENDTOEND( $F, d$ )
    $\triangleright$  Returns a set of paths that  $d$ -supply-covers each IVC path of the procedure  $F$ .
2:   for all  $F_i \in \text{Funcs}$  do
3:     Place all 0-depth paths from  $F_i$  in  $sIVCPaths(F_i, d)$ 
4:   repeat
5:      $\text{pathsAdded} = \text{false}$ 
6:     for all path template  $(p_1, p_2, \dots, p_n)$  in any function  $F_i \in \text{Funcs}$  do
7:       Let  $F_1$  be the procedure called from the call-site at which  $p_1$  ends,  $F_2$ 
       be the procedure called from the call-site at which  $p_2$  ends, and so on.
8:       for all  $p'_1 \in sIVCPaths(F_1, d), p'_2 \in sIVCPaths(F_2, d), \dots$  do
9:         Let  $p' = p_1.e_1.p'_1.r_1.p_2.e_2.p'_2.r_2 \dots p_n$ , where each  $e_i$  is the call-edge
         that leaves the call-site node at which  $p_i$  ends and  $r_i$  is the return edge
         corresponding to  $e_i$ .
10:        if  $\text{DSCOVERED}(p', d, sIVCPaths(F_i, d))$  returns false then
11:          Add the path  $p'$  to  $sIVCPaths(F_i, d)$ .  $\text{pathsAdded} = \text{true}$ .
12:   until  $\text{pathsAdded}$  is false
13:   return  $sIVCPaths(F, d)$ 

```

puted. A key data structure in the algorithm is $sPaths$; for any node v , $sPaths(v)$ is the set of all paths that start from v and end at *target* that the algorithm has generated and retained so far. The *workList* at any point stores a subset of the paths in $sPaths$, and these are the paths of the iVCFG that need to be extended backward.

To begin with, all edges incident onto *target* are generated and added to the sets $sPaths$ and *workList* (Line 4 in Algorithm 1). In each step the algorithm picks up a path p from *workList* (Line 6), and extends this path in the backward direction. The backward extension has three cases based on the start node of the path p . The simplest case is the intra-procedural case, wherein the path is extended backwards in all possible ways by a single edge (Lines 21-23). The routine COVERED, whose definition is not shown in the algorithm, checks if its first argument (a path) is covered by its second argument (a set of paths). Note, covered paths are not retained.

When the start node of p is the entry node of a procedure F_1 (Lines 14-19), the path is extended backwards via all possible call-site-to-entry edges for procedure F_1 .

If the starting node of path p is a return-site node v_1 (Lines 8-13) in a calling procedure, we invoke a routine COMPUTEENDTOEND (in line 10 of Algorithm 1). This routine, which we explain later, returns a set IVC paths of the called procedure such that *every* IVC path of the called procedure is d -supply-covered by some subset of paths in the returned set, where d denotes $\text{demand}(p)$. These returned IVC paths are prepended before p (Line 11), with the call-edge e_1 and return edge r_1 appropriately inserted.

The final result returned by the algorithm (see Lines 25 and 26 in Algorithm 1) is the join of the values transferred by the zero-demand paths (i.e., feasible paths) starting from the given entry value $d_0 \in \mathcal{L}$.

Routine COMPUTEENDTOEND: This routine is specified in Algorithm 2, and is basically a generalization of the approach that we described in Section 3.2, now handling multiple call-sites in each procedure, mutual recursion, calls to non-recursive procedures, etc. We do assume for simplicity of presentation that there are no cycles (i.e., loops) in the procedures, as this results in a fixed number of path templates in each procedure. There is no loss of generality here because we allow recursion. The routine incrementally populates a group of sets – there is a set named $sIVCPaths(F_i, d)$ for each procedure F_i in the system. The idea is that when the routine completes, $sIVCPaths(F_i, d)$ will contain a set of IVC paths of F_i that d -supply-cover all IVC paths of F_i . Note that we simultaneously populate covering sets for all the procedures in the system in order to handle mutual recursion.

The routine COMPUTEENDTOEND first enumerates and saves all zero-depth paths in all procedures (see Line 3 in Algorithm 2). The routine then iteratively takes a path template at a time, and fills in the “holes” between corresponding (call-site, return-site) pairs of the form v_c^{i-1}, v_r^i in the path template with IVC paths of the procedure that is called from this pair of nodes, thus generating a deeper IVC path (see the loop in lines 6-11). A newly generated IVC path p' is retained only if it is not d -supply-covered by other IVC paths already generated for the current procedure F_i (Lines 10-11). The routine terminates when no more IVC paths that can be retained are generated, and returns the set $sIVCPaths(F, d)$.

3.4 Illustration

We now illustrate our approach using the example in Figure 3. Algorithm 1 would start from the target node k , and would grow paths one edge at a time. After four steps the path $hijk$ would be added to $sPaths(h)$ (the intermediate steps would add suffixes of this path to $sPaths(i)$, $sPaths(j)$, and $sPaths(k)$). Next, path $khijk$ would be generated and discarded, because it is covered by the “root” path k . Hence, further iterations of the cycle are avoided. On the other hand, the path $hijk$ would get extended back to node q , resulting in path $qhijk$ being retained in $sPaths(q)$. This path would trigger a call to routine COMPUTEENDTOEND. As discussed in Section 3.2, this routine would return the following set of paths: $p_0 = co$, and $p_i = (cdefgm)^i co(no)^i$ for each $1 \leq i \leq 4$. (Recall, as discussed in Section 3.2, that $(cdefgm)^5 co(no)^5$ and deeper IVC paths are 3-supply-covered by the paths $\{p_3, p_4\}$.)

Each of the paths returned above by the routine COMPUTEENDTOEND would be prepended in front of $qhijk$, with the corresponding call and return edges inserted appropriately. These paths would then be extended back to node a . Hence, the final set of paths in $sPaths(a)$ would be $abpcqghijk$, $abpcdefgmconoqhijk$, $abp(cdefgm)^2 co(no)^2$, $abp(cdefgm)^3 co(no)^3$, and $abp(cdefgm)^4 co(no)^4$. Of these

paths, the first two are ignored, as they are not feasible. The initial data-flow value (in which all variables are non-constant) is sent via the remaining three paths. In all these three paths the final values of variables ‘t’ and ‘z’ are one. Hence, these two constants are inferred at node k .

3.5 Properties of the algorithm

We provide argument sketches here about the key properties of Backward DFAS. Detailed proofs are available in the appendix.

Termination. The argument is by contradiction. For the algorithm to not terminate, one of the following two scenarios must happen. The first is that an infinite sequence of paths gets added to some set $sPaths(v)$. By Higman’s lemma it follows that embedded within this infinite sequence there is an infinite sequence p_1, p_2, \dots , such that for all i , $demand(p_i) \leq demand(p_{i+1})$. Because the algorithm never adds covered paths, it follows that for all i : $\bigsqcup_{1 \leq k \leq i+1} ptf(p_k) \sqsupset \bigsqcup_{1 \leq k \leq i} ptf(p_k)$. However, this contradicts the assumption that the lattice of transfer functions is of finite height. The second scenario is that an infinite sequence of IVC paths gets added to some set $sIVCPaths(F, d)$ for some procedure F and some demand vector d in some call to routine COMPUTEENDTOEND. Because the “supply” values of the IVC paths are bounded by d , it follows that embedded within the infinite sequence just mentioned there must exist an infinite sequence of paths p_1, p_2, \dots , such that for all i , $supply(p_i, d) \geq supply(p_{i+1}, d)$. However, since d -supply-covered paths are never added, it follows that for all i : $\bigsqcup_{1 \leq k \leq i+1} ptf(p_k) \sqsubset \bigsqcup_{1 \leq k \leq i} ptf(p_k)$. However, this contradicts the assumption that the lattice of transfer functions is of finite height.

Soundness and Precision. We already argued informally in Section 3.2 that the algorithm explores all feasible paths in the system, omitting only paths that are covered by other already-retained paths. By definition of covering, this is sufficient to guarantee over-approximation of the JOFP. The converse direction, namely, under-approximation, is obvious to see as every path along which the data flow value d_0 is sent at the end of the algorithm is a feasible path. Together, these two results imply that the algorithm is guaranteed to compute the precise JOFP.

Complexity. We show the complexity of our approach in the single-procedure setting. Our analysis follows along the lines of the analysis of the backwards algorithm for coverability in VASS [5]. The overall idea, is to use the technique of Rackoff [47] to derive a bound on the length of the paths that need to be considered. We derive a complexity bound of $O(\Delta \cdot h^2 \cdot \mathbf{L}^{2r+1} \cdot r \cdot \log(\mathbf{L}))$, where Δ is the total number of transitions in the VCFG, Q is the number of VCFG nodes, h is the height of lattice of $\mathcal{L} \rightarrow \mathcal{L}$ functions, and $\mathbf{L} = (Q \cdot (h+1) \cdot 2)^{(3r)!+1}$.

4 Forward DFAS Approach

The Backward DFAS approach, though precise, requires the transfer function lattice to be of finite height. Due to this restriction, infinite-height abstract

domains like Octagons [43], which need *widening* [11], are not accommodated by Backward DFAS. To address this, we present the Forward DFAS approach, which admits *any* complete lattice as an abstract domain (if the lattice is of infinite height then a widening operator should also be provided). The trade-off is precision. Forward DFAS elides only some of the infeasible paths in the VCFG, and hence, in general, computes a conservative *over-approximation* of the JOFP. Forward DFAS is conceptually not as sophisticated as Backward DFAS, but is still a novel proposal from the perspective of the literature.

The Forward DFAS approach is structured as an instantiation of Kildall's data flow analysis framework [31]. This framework needs a given complete lattice, the elements of which will be propagated around the VCFG as part of the fix point computation. Let \mathcal{L} be the given underlying finite or infinite complete lattice. \mathcal{L} either needs to not have any infinite *ascending chains* (e.g., Constant Propagation), or \mathcal{L} needs to have an associated widening operator " $\nabla_{\mathcal{L}}$ ". The complete lattice D that we use in our instantiation of Kildall's framework is defined as $D \equiv D_{r,\kappa} \rightarrow \mathcal{L}$, where $\kappa \geq 0$ is a user-given non-negative integer, and $D_{r,\kappa}$ is the set of all vectors of size r (where r is the number of counters in the VCFG) such that all entries of the vectors are integers in the range $[0, \kappa]$. The ordering on this lattice is as follows: $(d_1 \in D) \sqsubseteq (d_2 \in D)$ iff $\forall c \in D_{r,\kappa}. d_1(c) \sqsubseteq_{\mathcal{L}} d_2(c)$. If a widening operator $\nabla_{\mathcal{L}}$ has been provided for \mathcal{L} , we define a widening operator ∇ for D as follows: $d_1 \nabla d_2 \equiv \lambda c \in D_{r,\kappa}. d_1(c) \nabla_{\mathcal{L}} d_2(c)$.

We now need to define the abstract transfer functions with signature $D \rightarrow D$ for the VCFG edges, to be used within the data flow analysis. As an intermediate step to this end, we define a ternary relation *boundedMove1* as follows. Any triple of integers $(p, q, s) \in \text{boundedMove1}$ iff

$$\begin{aligned}
 & (0 \leq p \leq \kappa) \wedge & (a) \\
 & ((q \geq 0 \wedge p + q \leq \kappa \wedge s = p + q) \vee & (b) \\
 & (q \geq 0 \wedge p + q > \kappa \wedge s = \kappa) \vee & (c) \\
 & (q < 0 \wedge p = \kappa \wedge 0 \leq s \leq \kappa \wedge \kappa - s \leq -1 * q) \vee & (d) \\
 & (q < 0 \wedge p < \kappa \wedge p + q \geq 0 \wedge s = p + q)) & (d)
 \end{aligned}$$

We now define a ternary relation *boundedMove* on vectors. A triple of vectors (c_1, c_2, c_3) belongs to relation *boundedMove* iff all three vectors are of the same size, and for each index i , $(c_1[i], c_2[i], c_3[i]) \in \text{boundedMove1}$.

We now define the $D \rightarrow D$ transfer function for the VCFG edge $q_1 \xrightarrow{f,w} q_2$ as follows:

$$\text{fun}(l \in D) \equiv \lambda c_2 \in D_{r,\kappa}. \left(\bigsqcup_{c_1 \text{ such that } (c_1, w, c_2) \in \text{boundedMove}} f(l(c_1)) \right)$$

Finally, let l_0 denote following function: $\lambda c \in D_{r,\kappa}. \text{if } c \text{ is } \vec{0} \text{ then } d_0 \text{ else } \perp$, where $d_0 \in \mathcal{L}$. We can now invoke Kildall's algorithm using the *fun* transfer functions defined above at all VCFG edges, using l_0 as the fact at the "entry" to the "main" procedure. After Kildall's algorithm has finished computing the

fix point solution, if $l_v^D \in D$ is the fix point solution at any node v , we return the value $(\sqcup_{c \in D_{r,\kappa}} l_v^D(c))$ as the final result at v .

The intuition behind the approach above is as follows. If v is a vector in the set $D_{r,\kappa}$, and if (c, m) is a channel-message pair, then the value in the (c, m) th slot of v encodes the number of instances of message m in channel c currently. An important note is that if this value is κ , it actually indicates that there are κ or more instances of message m in channel c , whereas if the value is less than κ it represents itself. Hence, we can refer to vectors in $D_{r,\kappa}$ as *bounded queue configurations*. If $d \in D$ is a data flow fact that holds at a node of the VCFG after data flow analysis terminates, then for any $v \in D_{r,\kappa}$ if $d(v) = l$, it indicates that l is a (conservative over-approximation) of the join of the data flow facts brought by all feasible paths that reach the node such that the counter values at the ends of these paths are as indicated by v (the notion of what counter values are indicated by a vector $v \in D_{r,\kappa}$ was described earlier in this paragraph).

The relation *boundedMove* is responsible for blocking the propagation along some of the infeasible paths. The intuition behind it is as follows. Let us consider a VCFG edge $q_1 \xrightarrow{f:\mathcal{L} \rightarrow \mathcal{L}, w} q_2$. If c_1 is a bounded queue configuration at node q_1 , then, c_1 upon propagation via this edge will become a bounded queue configuration c_2 at q_2 iff $(c_1, w, c_2) \in \text{boundedMove}$. Lines (a) and (b) in the definition of *boundedMove1* correspond to sending a message; line (b) basically throws away the precise count when the number of messages in the channel goes above κ . Line (c) corresponds to receiving a message when all we know is that the number of messages currently in the channel is greater than or equal to κ . Line (d) is key for precision when the channel has less than κ messages, as it allows a receive operation to proceed only if the requisite number of messages are present in the channel.

The formulation above extends naturally to inter-procedural VCFGs using generic inter-procedural frameworks such as the *call strings* approach [54]. We omit the details of this in the interest of space.

Properties of the approach: Since Forward DFAS is an instantiation of Kildall’s algorithm, it derives its properties from the same. As the set $D_{r,k}$ is a finite set, it is easy to see that the fix-point algorithm will terminate.

To argue the soundness of the algorithm, we consider the *concrete lattice* $D_c \equiv D_r \rightarrow \mathcal{L}$, and the following “concrete” transfer function for the VCFG edge $q_1 \xrightarrow{f,w} q_2$: $\text{fun_conc}(l \in D_c) \equiv \lambda c_2 \in D_r. (\sqcup_{c_1 \in D_r \text{ such that } c_1 + w = c_2} f(l(c_1)))$, where D_r is the set of all vectors of size r of natural numbers. We then argue that the abstract transfer function *fun* defined earlier is a *consistent abstraction* [11] of *fun_conc*. This soundness argument is given in detail in the appendix.

If we restrict our discussion to single-procedure systems, the complexity of our approach is just the complexity of applying Kildall’s algorithm. This works out to $O(Q^2 \kappa^r h)$, where Q is the number of VCFG nodes, and h is either the height of the lattice \mathcal{L} or the maximum increasing sequence of values from \mathcal{L} that is obtainable at any point using the lattice \mathcal{L} in conjunction with Kildall’s algorithm, using the given widening operation $\nabla_{\mathcal{L}}$.

| c | t | x | y | z |
|---|---|---|---|---|
| 1 | 0 | 0 | 0 | 0 |

(1)

| m | t | x | y | z |
|---|---|---|---|---|
| 2 | 0 | 1 | 0 | 1 |

(2)

| c | t | x | y | z |
|---|---|---|---|---|
| 1 | 0 | 0 | 0 | 0 |
| 2 | 0 | 1 | 0 | 1 |

(3)

| m | t | x | y | z |
|---|---|---|---|---|
| 2 | 0 | 1 | 0 | 1 |
| 3 | 1 | 2 | 1 | 1 |

(4)

| c | t | x | y | z |
|---|---|---|---|---|
| 1 | 0 | 0 | 0 | 0 |
| 2 | 0 | 1 | 0 | 1 |
| 3 | 1 | 2 | 1 | 1 |

(5)

| m | t | x | y | z |
|---|---|---|---|---|
| 2 | 0 | 1 | 0 | 1 |
| 3 | 1 | 1 | 1 | 1 |

(6)

| o | t | x | y | z |
|---|---|---|---|---|
| 1 | 0 | 0 | 0 | 0 |
| 2 | 0 | 1 | 0 | 1 |
| 3 | 1 | 1 | 1 | 1 |

(7)

| k | t | x | y | z |
|---|---|---|---|---|
| 1 | 1 | 1 | 1 | 1 |
| 2 | 1 | 1 | 1 | 1 |
| 3 | 1 | 1 | 1 | 1 |

(8)

Fig. 4. Data flow facts over a run of the algorithm

Illustration: We illustrate Forward DFAS using the example in Figure 3. Figure 4 depicts the data flow values at four selected nodes as they get updated over eight selected points of time during the run of the algorithm. In this illustration we assume a context insensitive analysis for simplicity (it so happens that context sensitivity does not matter in this specific example). We use the value $\kappa = 3$. Each small table is a data flow fact, i.e., an element of $D \equiv D_{r,\kappa} \rightarrow \mathcal{L}$. The top-left cell in the table shows the node at which the fact arises. In each row the first column shows the counter value, while the remaining columns depict the known constant value of the variables (\top indicates unknown). Here are some interesting things to note. When any tuple of constant values transfers along the path from node c to node m , the constant values get updated due to the assignment statements encountered, *and* this tuple shifts from counter i to counter $i + 1$ (if i is not already equal to κ) due to the “send” operation encountered. When we transition from Step (5) to Step (6) in the figure, we get \top ’s, as counter values 2 and 3 in Step (5) both map to counter value 3 in Step (6) due to κ being 3 (hence, the constant values get *joined*). The value at node o (in Step (7)) is the join of values from Steps (5) and (6). Finally, when the value at node o propagates to node k , the tuple of constants associated with counter value 3 end up getting mapped to all lower values as well due to the receive operations encountered.

Note, the precision of our approach in general increases with the value of κ (the running time increases as well). For instance, if κ is set to 2 (rather than 3) in the example, some more infeasible paths would be traversed. Only $z = 1$ would be inferred at node k , instead of ($t = 1, z = 1$).

5 Implementation and Evaluation

We have implemented prototypes of both the Forward DFAS and Backward DFAS approaches, in Java. Both the implementations have been parallelized, using the ThreadPool library. With Backward DFAS the iterations of the outer “repeat” loop in Algorithm 1 run in parallel, while with Forward DFAS propagations of values from different nodes to their respective successors happen in parallel. Our implementations currently target systems without procedure calls, as none of our benchmarks had recursive procedure calls.

Our implementations accept a given system, and a “target” control state q in one of the processes of the system at which the JOFP is desired. They then construct the VCFG from the system (see Section 2.1), and identify the *target set* of q , which is the set of VCFG nodes in which q is a constituent. For instance, in Figure 2, the target set for control state e is $\{(a, e), (b, e)\}$. The JOFPs at the nodes in the target set are then computed, and the join of these JOFPs is returned as the result for q .

Each variable reference in any transition leaving any control state is called a “use”. For instance, in Figure 2, the reference to variable x along the outgoing transition from state d is one use. In all our experiments, the objective is to find the uses that are definitely constants by computing the JOFP at all uses. This is a common objective in many research papers, as finding constants enables optimizations such as constant folding, and also checking assertions in the code. We instantiate Forward DFAS with the Constant Propagation (CP) analysis, and Backward DFAS with the LCP analysis (for the reason discussed in Section 3.1). We use the bound $\kappa = 2$ in all runs of Forward DFAS, except with two benchmarks which are too large to scale to this bound. We discuss this later in this section. All the experiments were run on a machine with 128GB RAM and four AMD Opteron 6386 SE processors (64 cores total).

5.1 Benchmarks and modeling

Table 1. Information about the benchmarks. Abbreviations used: (a) prtl = protocol, (b) comm = communication, (c) app = application

| Benchmark (1) | Description (2) | #Proc (3) | #Var (4) | r (5) | #VCFG nodes (6) |
|---------------------|----------------------------------|--------------|-------------|------------|--------------------|
| mutex | mutual exclusion example | 3 | 1 | 6 | 4536 |
| bartlett | Bartlett’s alternating-bit prtl | 3 | 3 | 7 | 17864 |
| leader | leader election prtl | 2 | 11 | 12 | 16002 |
| lynch | distorted channel comm prtl | 3 | 5 | 27 | 168912 |
| peterson | Peterson’s mutual exclusion prtl | 3 | 4 | 4 | 6864 |
| boundedAsync | illustrative example | 3 | 5 | 10 | 14375 |
| receive1 | illustrative example | 2 | 5 | 13 | 1160 |
| server | actor-based client server app | 3 | 3 | 6 | 1232 |
| chameneos | Chameneos concurrency game | 3 | 9 | 10 | 45584 |
| replicatingStorage | replicating storage system | 4 | 4 | 8 | 47952 |
| event_bus_test | publish-subscribe system | 2 | 2 | 5 | 160 |
| jobqueue_test | concurrent job queue system | 4 | 1 | 10 | 28800 |
| bookCollectionStore | REST app | 2 | 2 | 12 | 2162 |
| nursery_test | structured concurrency app | 3 | 2 | 4 | 1260 |

We use 14 benchmarks for our evaluations. These are described in the first two columns of Table 1. Four benchmarks – bartlett, leader, lynch, and peterson – are

Promela models for the Spin model-checker. Three benchmarks – boundedAsync, receive1, and replicatingStorage – are from the P language repository (www.github.com/p-org). Two benchmarks – server and chameneos – are from the Basset repository (www.github.com/SoftwareEngineeringToolDemos/FSE-2010-Basset). Four benchmarks – event_bus_test, jobqueue_test, nursery_test, and bookCollectionStore – are real world Go programs. There is one toy example “mutex”, for ensuring mutual exclusion, via blocking receive messages, that we have made ourselves. We provide precise links to the benchmarks in the appendix.

Our DFAS implementations expect the asynchronous system to be specified in an XML format. We have developed a custom XML schema for this, closely based on the Promela modeling language used in Spin [25]. We followed this direction in order to be able to evaluate our approach on examples from different languages. We manually translated each benchmark into an XML file, which we call a *model*. As the input XML schema is close to Promela, the Spin models were easily translated. Other benchmarks had to be translated to our XML schema by understanding their semantics.

Note that both our approaches are expensive in the worst-case (exponential or worse in the number of counters r). Therefore, we have chosen benchmarks that are moderate in their complexity metrics. Still, these benchmarks are real and contain complex logic (e.g., the leader election example from Promela, which was discussed in detail in Section 1.1). We have also performed some manual simplifications to the benchmarks to aid scalability (discussed below). Our evaluation is aimed towards understanding the impact on precision due to infeasible paths in real benchmarks, and not necessarily to evaluate applicability of our approach to large systems.

We now list some of the simplifications referred to above. Language-specific idioms that were irrelevant to the core logic of the benchmark were removed. The number of instances of identical processes in some of the models were reduced in a behavior-preserving manner according to our best judgment. In many of the benchmarks, messages carry *payload*. Usually the payload is one byte. We would have needed 256 counters just to encode the payload of one 1-byte message. Therefore, in the interest of keeping the analysis time manageable, the payload size was reduced to 1 bit or 2 bits. The reduction was done while preserving key behavioral aspects according to our best judgment. Finally, procedure calls were inlined (there was no use of recursion in the benchmarks).

In the rest of this section, whenever we say “benchmark”, we actually mean the model we created corresponding to the benchmark. Table 1 also shows various metrics of our benchmarks (based on the XML models). Column 3-6 depict, respectively, the number of processes, the total number of variables, the number of “counters” r , and the total number of nodes in the VCFG. We provide our XML models of all our benchmarks, as well as full output files from the runs of our approach, as a downloadable folder (<https://drive.google.com/drive/folders/181DloNfm6-UHFyz7qni8rZjwCp-a8oCV>).

Table 2. Data flow analysis results

| Benchmark (1) | #Var. uses (2) | #Asserts (3) | DFAS Approach | | | | Baseline Approaches | | | |
|---------------------|-------------------|-----------------|-----------------|-------|------------------|-------|---------------------|-----|------------------|-----|
| | | | #Consts. (4) | | #Verified (5) | | #Consts. (6) | | #Verified (7) | |
| | | | Forw. | Back. | Forw. | Back. | JOP | CCP | JOP | CCP |
| mutex | 6 | 2 | 6 | 6 | 2 | 2 | 0 | 0 | 0 | 0 |
| bartlett | 9 | 1 | 0 | 0 | 0 | 0 | 0 | 0 | 0 | 0 |
| leader | 54 | 4 | 20 | 6 | 4 | 0 | 6 | 6 | 2 | 0 |
| lynch | 6 | 2 | 4 | 3 | 0 | 0 | 4 | 3 | 0 | 0 |
| peterston | 14 | 2 | 0 | 0 | 0 | 0 | 0 | 0 | 0 | 0 |
| boundedAsync | 24 | 8 | 8 | 8 | 0 | 0 | 8 | 8 | 0 | 0 |
| receive1 | 9 | 5 | 8 | 8 | 4 | 4 | 2 | 8 | 2 | 4 |
| server | 4 | 1 | 0 | 0 | 0 | 0 | 0 | 0 | 0 | 0 |
| chameneos | 35 | 2 | 2 | 2 | 0 | 0 | 2 | 2 | 0 | 0 |
| replicatingStorage | 8 | 1 | 2 | 0 | 1 | 0 | 0 | 0 | 0 | 0 |
| event_bus_test | 5 | 3 | 3 | 3 | 3 | 3 | 0 | 2 | 0 | 2 |
| jobqueue.test | 3 | 1 | 0 | 1 | 0 | 1 | 0 | 0 | 0 | 0 |
| bookCollectionStore | 10 | 8 | 8 | 10 | 6 | 8 | 0 | 8 | 0 | 6 |
| nursery.test | 2 | 2 | 2 | 2 | 2 | 2 | 0 | 2 | 0 | 2 |
| Total | 189 | 42 | 63 | 49 | 22 | 20 | 22 | 39 | 4 | 14 |

5.2 Data flow analysis results

We structure our evaluation as a set of research questions (RQs) below. Table 2 summarizes results for the first three RQs, while Table 3 summarizes results for RQ 4.

RQ 1: *How many constants are identified by the Forward and Backward DFAS approaches?* Column (2) in Table 2 shows the number of *uses* in each benchmark. Columns (4)-Forw and (4)-Back show the number of uses identified as constants by the Forward and Backward DFAS approaches, respectively. In total across all benchmarks Forward DFAS identifies 63 constants whereas Backward DFAS identifies 49 constants.

Although in aggregate Backward DFAS appears weaker than Forward DFAS, Backward DFAS infers more constants than Forward DFAS in two benchmarks – *jobqueue.test* and *bookCollectionStore*. Therefore, the two approaches are actually incomparable. The advantage of Forward DFAS is that it can use relatively more precise analyses like CP that do not satisfy the assumptions of Backward DFAS, while the advantage of Backward DFAS is that it always computes the precise JOFP.

RQ 2: *How many assertions are verified by the approaches?* Verifying assertions that occur in code is a useful activity as it gives confidence to developers. All but one of our benchmarks had assertions (in the original code itself, before modeling). We carried over these assertions into our models. For instance, for the benchmark *leader*, the assertion appears in Line 11 in Figure 1. In some

benchmarks, like `jobqueue.test`, the assertions were part of test cases. It makes sense to verify these assertions as well, as unlike in testing, our technique considers all possible interleavings of the processes. As “`bookCollectionStore`” did not come with any assertions, a graduate student who was unfamiliar with our work studied the benchmark and suggested assertions.

Column (3) in Table 2 shows the number of assertions present in each benchmark. Columns (5)-Forw and (5)-Back in Table 2 show the number of assertions declared as safe (i.e., verified) by the Forward and Backward DFAS approaches, respectively. An assertion is considered verified iff constants (as opposed to “ \top ”) are inferred for all the variables used in the assertion, and if these constants satisfy the assertion. As can be seen from the last row in Table 2, both approaches verify a substantial percentage of all the assertions – 52% by Forward DFAS and 48% by Backward DFAS. We believe these results are surprisingly useful, given that our technique needs no loop invariants or usage of theorem provers.

RQ 3: *Are the DFAS approaches more precise than baseline approaches?* We compare the DFAS results with two baseline approaches. The first baseline is a Join-Over-all-Paths (JOP) analysis, which basically performs CP analysis on the VCFG without eliding any infeasible paths. Columns (6)-JOP and (7)-JOP in Table 2 show the number of constants inferred and the number of assertions verified by the JOP baseline. It can be seen that Backward DFAS identifies 2.2 times the number of constants as JOP, while Forward DFAS identifies 2.9 times the number of constants as JOP (see columns (4)-Forw, (4)-Back, and (6)-JOP in the **Total** row in Table 2). In terms of assertions, each of them verifies almost 5 times as many assertions as JOP (see columns (5)-Forw, (5)-Back, and (7)-JOP in **Total** row in Table 2.) It is clear from the results that eliding infeasible paths is extremely important for precision.

The second baseline is Copy Constant Propagation (CCP) [49]. This is another variant of constant propagation that is even less precise than LCP. However, it is based on a finite lattice, specifically, an IFDS [49] lattice. Hence this baseline represents the capability of the closest related work to ours [28], which elides infeasible paths but supports only IFDS lattices, which are a sub-class of finite lattices. (Their implementation also used a finite lattice of predicates, but we are not aware of a predicate-identification tool that would work on our benchmarks out of the box.) We implemented the CCP baseline within our Backward DFAS framework. This baseline hence computes the JOFP using CCP (i.e., it elides infeasible paths).

Columns (6)-CCP and (7)-CCP in Table 2 show the number of constants inferred and the number of assertions verified by the CCP baseline. From the **Total** row in Table 2 it can be seen that Forward DFAS finds 62% more constants than CCP, while Backward DFAS finds 26% more constants than CCP. With respect to number of assertions verified, the respective gains are 57% and 43%. In other words, infinite domains such as CP or LCP can give significantly more precision than closely related finite domains such as CCP.

Table 3. Execution time in seconds

| | mut. | bar. | lea. | lyn. | pet. | bou. | rec. | ser. | cha. | rep. | eve. | job. | boo. | nur. |
|------|------|------|-------|-------|------|------|------|------|-------|------|------|-------|------|------|
| Forw | 1.2 | 14.0 | 1.3 | 8.0 | 1.2 | 21.0 | 1.2 | 1.2 | 18.0 | 2.4 | 1.2 | 1.2 | 1.2 | 1.2 |
| Back | 5.0 | 11.0 | 284.0 | 118.0 | 13.0 | 21.0 | 8.0 | 3.0 | 220.0 | 21.0 | 3.0 | 140.0 | 16.0 | 1.0 |
| JOP | 1.2 | 1.3 | 1.6 | 8.0 | 1.2 | 1.4 | 1.3 | 1.2 | 3.1 | 3.0 | 1.1 | 1.4 | 1.2 | 1.2 |
| CCP | 5.0 | 12.0 | 226.0 | 116.0 | 12.0 | 14.0 | 8.0 | 3.0 | 156.0 | 24.0 | 3.0 | 51.0 | 30.0 | 1.0 |

RQ 4: *How does the execution cost of DFAS approaches compare to the cost of the JOP baseline?* The columns in Table 3 correspond to the benchmarks (only first three letters of each benchmark’s name are shown in the interest of space). The rows show the running times for Forward DFAS, Backward DFAS, JOP baseline, and CCP baseline, respectively.

The JOP baseline was quite fast on almost all benchmarks (except lynch). This is because it maintains just a single data flow fact per VCFG node, in contrast to our approaches. Forward DFAS was generally quite efficient, except on chameneos and lynch. On these two benchmarks, it scaled only with $\kappa = 1$ and $\kappa = 0$, respectively, encountering memory-related crashes at higher values of κ (we used $\kappa = 2$ for all other benchmarks). These two benchmarks have large number of nodes and a high value of r , which increases the size of the data flow facts.

The running time of Backward DFAS is substantially higher than the JOP baseline. One reason for this is that being a demand-driven approach, the approach is invoked separately for each *use* (Table 2, Col. 2), and the cumulative time across all these invocations is reported in the table. In fact, the mean time per query for Backward DFAS is less than the total time for Forward DFAS on 9 out of 14 benchmarks, in some cases by a factor of 20x. Also, unlike Forward DFAS, Backward DFAS visits a small portion of the VCFG in each invocation. Therefore, Backward DFAS is more memory efficient and scales to all our benchmarks. Every invocation of Backward DFAS consumed less than 32GB of memory, whereas with Forward DFAS, three benchmarks (leader, replicatingStorage, and jobqueue_test) required more than 32GB, and two (lynch and chameneos) needed more than the 128 GB that was available in the machine. On the whole, the time requirement of Backward DFAS is still acceptable considering the large precision gain over the JOP baseline.

5.3 Limitations and Threats to Validity

The results of the evaluation using our prototype implementation are very encouraging, in terms of both usefulness and efficiency. The evaluation does however pose some threats to the validity of our results. The benchmark set, though extracted from a wide set of sources, may not be exhaustive in its idioms. Also, while modeling, we had to simplify some of the features of the benchmarks in order to let the approaches scale. Therefore, applicability of our approach directly on real systems with all their language-level complexities, use of libraries, etc., is not yet established, and would be a very interesting line of future work.

6 Related Work

The modeling and analysis of *parallel systems*, which include asynchronous systems, multi-threaded systems, distributed systems, event-driven systems, etc., has been the focus of a large body of work, for a very long time. We discuss some of the more closely related previous work, by dividing the work into four broad categories.

Data Flow Analysis: The work of Jhala et al. [28] is the closest work that addresses similar challenges as our work. They combine the Expand, Enlarge and Check (EEC) algorithm [20] that answers control state reachability in WSTS [17], with the unordered channel abstraction, and the IFDS [49] algorithm for data flow analysis, to compute the JOFP solution for all nodes. They admit only IDFS abstract domains, which are finite by definition. Some recent work has extended this approach for analyzing JavaScript [59] and Android [44] programs. Both our approaches are dissimilar to theirs, and we admit infinite lattices (like CP and LCP). On the other hand, their approach is able to handle parameter passing between procedures, which we do not.

Bronevetsky et al. [7] address generalized data flow analysis of a very restricted class of systems, where any receive operation must receive messages from a specific process, and channel contents are not allowed to cause non-determinism in control flow. Other work has addressed analysis of asynchrony in web applications [27,41]. These approaches are efficient, but over-approximate the JOFP by eliding only certain specific types of infeasible paths.

Formal Modeling and Verification: Verification of asynchronous systems has received a lot of attention over a long time. VASS [30] and Petri nets [48] (which both support unordered channel abstraction) have been used widely to model parallel and asynchronous processes [30,37,53,28,18,4]. Different analysis problems based on these models have been studied, such as reachability of configurations [6,42,33,34], coverability and boundedness [30,3,2,17,20,5], and coverability in the presence of stacks or other data structures [56,4,8,9,39].

The *coverability* problem mentioned above is considered equivalent to control state reachability, and has received wide attention [1,13,28,18,53,19,32,4,55]. Abdulla et al. [3] were the first to provide a backward algorithm to answer coverability. Our Backward DFAS approach is structurally similar to their approach, but is a strict generalization, as we incorporate data flow analysis using infinite abstract domains. (It is noteworthy that when the abstract domain is finite, then data flow analysis can be reduced to coverability.) One difference is that we use the unordered channel abstraction, while they use the lossy channel abstraction. It is possible to modify our approach to use lossy channels as well (when there are no procedure calls, which they also do not allow); we omit the formalization of this due to lack of space.

Bouajjani and Emmi [4] generalize over previous coverability results by solving the coverability problem for a class of multi-procedure systems called recursively parallel programs. Their class of systems is somewhat broader than

ours, as they allow a caller to receive the messages sent by its callees. Our COMPUTEENDTOEND routine in Algorithm 2 is structurally similar to their approach. They admit finite abstract domains only. It would be interesting future work to extend the Backward DFAS approach to their class of systems.

Our approaches explore all interleavings between the processes, following the Spin semantics. Whereas, the closest previous approaches [28,4] only address “event-based” systems, wherein a set of processes execute sequentially without interleaving at the statement level, but over an unbounded schedule (i.e., each process executes from start to finish whenever it is scheduled).

Other forms of verification: Proof-based techniques have been explored for verifying asynchronous and distributed systems [23,57,46,21]. These techniques need inductive variants and are not as user-friendly as data flow analysis techniques. Behavioral types have been used to tackle specific analysis problems such as deadlock detection and correct usage of channels [35,36,51].

Testing and Model Checking: Languages and tools such as Spin and Promela [25], P [14], P# [12], and JPF-Actor [38] have been used widely to model-check asynchronous systems. A lot of work has been done in testing of asynchronous systems [15,12,52,22,58] as well. Such techniques are bounded in nature and cannot provide the strong verification guarantees that data flow analysis provides.

7 Conclusions and Future Work

In spite of the substantial body of work on analysis and verification of distributed systems, there is no existing approach that performs precise data flow analysis of such systems using infinite abstract domains, which are otherwise very commonly used with sequential programs. We propose two data flow analysis approaches that solve this problem – one computes the precise JOFP solution always, while the other one admits a fully general class of infinite abstract domains. We have implemented our approaches, analyzed 14 benchmarks using the implementation, and have observed substantially higher precision from our approach over two different baseline approaches.

Our approach can be extended in many ways. One interesting extension would be to make Backward DFAS work with infinite height lattices, using widening. Another possible extension could be the handling of parameters in procedure calls. There is significant scope for improving the scalability using better engineering, especially for Forward DFAS. One could explore the integration of partial-order reduction [10] into both our approaches. Finally, we would like to build tools based on our approach that apply directly to programs written in commonly-used languages for distributed programming.

8 Appendix

8.1 Benchmark Sources

Following are the links to the sources of the benchmarks used in the paper.

1. mutex : self-made
2. bartlett : www.imm.dtu.dk/~albl/promela-models.zip, file assertion.bartlett.prm
3. leader : www.imm.dtu.dk/~albl/promela-models.zip, file assertion.leader.prm
4. lynch : www.imm.dtu.dk/~albl/promela-models.zip, file assertion.lynch.prm
5. peterson : www.github.com/nimble-code/Spin/blob/master/Examples/peterson.pml
6. boundedAsync : www.github.com/p-org/PSharp/tree/master/Samples/Framework/BoundedAsync
7. receive1 : www.github.com/p-org/P/blob/master/Tst/RegressionTests/Feature2Stmts/Correct/receive1/receive1.p
8. server : www.github.com/SoftwareEngineeringToolDemos/FSE-2010-Basset/tree/master/jpf/jpf-actor/src/examples/server
9. chameneos : www.github.com/SoftwareEngineeringToolDemos/FSE-2010-Basset/tree/master/jpf/jpf-actor/src/examples/chameneos
10. replicatingStorage : www.github.com/p-org/PSharp/tree/master/Samples/Framework/ReplicatingStorage
11. event_bus_test : www.github.com/asaskevich/EventBus/blob/master/event_bus_test.go
12. jobqueue_test : www.github.com/dirkaholic/kyoo/blob/master/jobqueue_test.go
13. bookCollectionStore : www.github.com/jirenius/go-res/tree/master/examples/04-book-collection-store
14. nursery_test : www.github.com/arunsworld/nursery/blob/master/nursery_test.go

8.2 Complete Proofs for Backward DFAS

In this section, we formally prove the termination and correctness of our algorithm COMPUTEJOFP. The proofs in the appendix are self-contained and only refer to Algorithm 1 and Algorithm 2 in the paper. Before presenting the proofs, we revise the important definitions.

Definition 2 (Demand). For a path p , and vector $d \in \mathbb{N}^r$

$$\begin{aligned} demand(p, d) &= \mu(d - w), & \text{if } p &= (v \xrightarrow{f, w} v') \\ &= \mu(demand(p', d) - w), & \text{if } p &= (e.p'), \text{ where } e \equiv (v \xrightarrow{f, w} v') \end{aligned}$$

Here, $\mu \equiv \lambda z \in \mathbb{Z}.(\max(0, z))$. μ can be applied to vectors of integers in the natural manner, that is, by applying μ to each component of the vector. This definition is equivalent to the definition presented in the paper (if d is replaced by $\bar{0}$).

Definition 3 (Covering). A set of paths C is said to cover a path p iff

- all paths in C have the same start and end nodes (respectively) as p , and
- for each path $p' \in C$, $demand(p') \leq demand(p)$, and

- the join of the path transfer functions of all these paths dominates the path transfer function of p .

Definition 4 (Path Template).

A path template (p_1, p_2, \dots, p_n) of a procedure $F \in \text{Funcs}$ is a sequence of paths in the VCFG of F such that

- $n \geq 2$
- path p_1 begins at node en_F (the entry node of the VCFG of procedure F) and path p_n ends at node ex_F (the designated exit node of the VCFG of procedure F)
- for all $p_i, 1 \leq i < n$, p_i ends at a call-site node, and
- for all $p_i, 1 < i \leq n$, p_i begins at the return-site node corresponding to the call-site node at which p_{i-1} ends.

Definition 5 (D-Covering). A path p is d -covered by a set of paths S , for given demand d iff,

1. if p begins in vertex v_i and ends at vertex v_j , all paths in S start at v_i and end at v_j
2. for all paths $p' \in S$, $(\text{demand}(p', d) \leq \text{demand}(p, d))$
3. $\bigsqcup_{p' \in S} \text{ptf}(p') \supseteq \text{ptf}(p)$

Note, when $d = \bar{0}$, then $\bar{0}$ -covering is simply equivalent to covering as defined in Defintion 3.

Termination

Theorem 1 (Termination). The algorithm terminates if the lattice of transfer procedures $(\mathcal{L} \rightarrow \mathcal{L})$ is of finite height.

Proof: We prove the theorem in two parts. First, we prove that each invocation of the form $\text{COMPUTEENDTOEND}(F, d)$, where $F \in \text{Funcs}$ and $d \in \mathbb{N}^r$, necessarily terminates.

First, it is clear that the loop at lines 2-3 in COMPUTEENDTOEND terminates, as there are only finite number of 0-depth paths.

Now we reason about the other loop in the routine from lines 4-12. Let each visit to Line 11 in the routine COMPUTEENDTOEND in algorithm (where a path is added to a set $sIVCPaths(F_i, d)$) during the current invocation be considered as an “event”. Each event is fully described by a triple of parameters, namely:

- (the procedure F_i being currently visited,
- the path IVC path p' in procedure F_i that is currently being added to $sIVCPaths(F_i, d)$,
- $\text{demand}(p', d)$)

Therefore, the entire invocation corresponds to a sequence of events of the kind mentioned above. Let this sequence be called S . Clearly, the invocation is non-terminating iff S is infinitely long.

Since the procedures contain only send operations, for any path p that is fully within the procedures, by Definition 2, $demand(p, d) \leq d$. Therefore, there is a finite number of values possible in the third components of the triples mentioned above. Also, the number of procedures in *Funcs* is finite. Therefore, if S is infinite, there must exist a procedure F_1 and a vector d' such that an infinite number of events in S have F_1 in their first component and d' in their third component. Let S' be the subsequence of S consisting of all events with F_1 in their first component and d' in their third component; thus, S' is infinite.

For any j , let $S'[j].path$ denotes the second component of the event at $S'[j]$.

By the definition of COVEREDWITHDEMAND, and from Line 23 in the procedure COMPUTEENDTOEND, it follows that for every index $i \geq 1$:

$$\bigsqcup_{0 \leq j < i} ptf(S'[j].path)$$

does not dominate $ptf(S'[i].path)$.

From this, it follows that for every $i \geq 1$,

$$\bigsqcup_{0 \leq j \leq i} ptf(S'[j].path)$$

strictly dominates

$$\bigsqcup_{0 \leq j < i} ptf(S'[j].path)$$

This implies that the following infinite sequence is a strictly increasing sequence as per the \sqsubseteq ordering in the lattice of transfer procedures:

$$\bigsqcup_{0 \leq j \leq 0} ptf(S'[j].path)$$

$$\bigsqcup_{0 \leq j \leq 1} ptf(S'[j].path)$$

$$\bigsqcup_{0 \leq j \leq 2} ptf(S'[j].path)$$

...

However, this contradicts our assumption that the transfer procedure lattice has no infinitely increasing chains (refer assumptions section).

Therefore, S' cannot be infinite, and hence S cannot be infinite. Therefore, we have proved that every invocation COMPUTEENDTOEND(F , d) must necessarily terminate.

Next we prove that COMPUTEJOFP in Algorithm 1 always terminates. If every call to COMPUTEENDTOEND is terminating, then the only way COMPUTEJOFP will go into non-termination is if for some node v , an infinite number of

paths get inserted into $sPaths(v)$ at Lines 13, 19, and 23 in COMPUTEJOFP. Here, v can be any node in the VCFG of any procedure. Let

$$S_1 = p_1, p_2, \dots$$

be the infinite sequence of paths inserted into $sPaths(v)$. Since the set of all demand vectors form a well-quasi ordering w.r.t. the \leq comparison on demand vectors, there must exist an infinite subsequence S'_1 of S_1 such that for all $i \geq 1$, $demand(S'_1[i]) \geq demand(S'_1[i-1])$. From this, Lines 12, 18, and 22 in COMPUTEJOFP algorithm, and the definition of COVERED, it follows that for all $i \geq 1$:

$$\bigsqcup_{0 \leq j < i} ptf(S'_1[j])$$

does not dominate $ptf(S'_1[i])$. This implies that the following infinite sequence is strictly increasing as per the \sqsubseteq ordering in the lattice of transfer procedures:

$$\bigsqcup_{0 \leq j \leq 0} ptf(S'_1[j])$$

$$\bigsqcup_{0 \leq j \leq 1} ptf(S'_1[j])$$

$$\bigsqcup_{0 \leq j \leq 2} ptf(S'_1[j])$$

...

However, this again contradicts our assumption that the transfer procedure lattice has no infinite increasing chains.

Therefore, we have contradicted our initial assumption that the sequence S'_1 is infinite. Therefore, S cannot have an infinite subsequence S'_1 . Hence S will be finite. Therefore, procedure COMPUTEJOFP always terminates.

Hence Proved.

Soundness Soundness of the algorithm is characterized by the following theorem:

Theorem 2 (Soundness). *For any node v , let $d \in \mathcal{L}$ be the JOFP value computed by COMPUTEJOFP in algorithm for v , treating $d_0 \in \mathcal{L}$ as the initial value at the start node, and start as the initial node. Then,*

$$d \sqsubseteq \bigsqcup_{\substack{p \text{ is a feasible, interprocedurally valid} \\ \text{path from start to } v}} (ptf(p))(d_0)$$

The proof of this theorem requires a set of lemmas and intermediate theorems. Therefore, we will first present the necessary lemmas, then the intermediate theorems, and then the final proof of correctness.

Important Lemmas We require the following lemmas.

Lemma 1. *If $d \in \mathbb{N}^r$ is a vector, $r \geq 1$, p_1 and p_2 are paths from v_i to v_j such that $\text{demand}(p_1, d) \leq \text{demand}(p_2, d)$, and p_0 is any path ending at v_i , then $\text{demand}(p_0.p_1, d) \leq \text{demand}(p_0.p_2, d)$.*

Proof: This is the *Demand Supply Lemma* presented in the paper. We prove the lemma using induction on the length of the path p_0 .

We first consider the base case when $p_0 = v_1 \xrightarrow{f, w_0} v_i$, i.e., it is a single edge. Let $d_1 = \text{demand}(p_1, d)$, $d_2 = \text{demand}(p_2, d)$.

We are given, $d_1 \leq d_2$

Subtracting w_0 from both sides we get,

$$d_1 - w_0 \leq d_2 - w_0 \quad - (1)$$

We now prove that the application of μ preserves the ordering in the inequality (1), or in other words, μ applied to vectors is a monotone function.

Recall that by Definition 2, $\text{demand}(p_0.p_1, d) = \mu(d_1 - w_0)$, and $\text{demand}(p_0.p_2, d) = \mu(d_2 - w_0)$, i.e., μ applied on the LHS and RHS of (1) gives the demands of $p_0.p_1$ and $p_0.p_2$.

As μ is applied component-wise on a vector and addition/subtraction of vectors is also component-wise, it suffices to show that for any $i \in [1 \dots r]$, $(\mu(d_1[i] - w_0[i]) \leq \mu(d_2[i] - w_0[i]))$. Based on the values of $d_1[i]$, $d_2[i]$ and $w_0[i]$, we have the following possibilities:

1. **Case 1 :** $d_1[i] - w_0[i] > 0$ and $d_2[i] - w_0[i] > 0$. In this case, by the definition of μ ,

$$\mu(d_1[i] - w_0[i]) = d_1[i] - w_0[i] \quad - (2)$$
 and

$$\mu(d_2[i] - w_0[i]) = d_2[i] - w_0[i] \quad - (3)$$
 From (1), (2) and (3) we can infer that

$$\mu(d_1[i] - w_0[i]) \leq \mu(d_2[i] - w_0[i]) \quad - (4)$$
2. **Case 2 :** $d_1[i] - w_0[i] \leq 0$ and $d_2[i] - w_0[i] \leq 0$. In this case, by the definition of μ we have,

$$\mu(d_1[i] - w_0[i]) = 0 \quad - (5)$$
 and

$$\mu(d_2[i] - w_0[i]) = 0 \quad - (6)$$
 From (5) and (6) we can infer that

$$\mu(d_1[i] - w_0[i]) \leq \mu(d_2[i] - w_0[i]) \quad - (7)$$
3. **Case 3 :** $d_1[i] - w_0[i] \leq 0$ and $d_2[i] - w_0[i] > 0$. In this case by the definition of μ we have,

$$\mu(d_1[i] - w_0[i]) = 0 \quad - (8)$$
 and

$$\mu(d_2[i] - w_0[i]) > 0 \quad - (9)$$
 From (8) and (9) we can infer that

$$\mu(d_1[i] - w_0[i]) \leq \mu(d_2[i] - w_0[i]) \quad - (10)$$

Due to (1), the fourth case ($d_1[i] - w_0[i] > 0 \wedge d_2[i] - w_0[i] \leq 0$) cannot occur. From (4), (7) and (10) we can infer that for all $i \in [1 \dots r]$, $(\mu(d_1[i] - w_0[i]) \leq \mu(d_2[i] - w_0[i]))$, irrespective of the values of $d_1[i]$, $d_2[i]$ and $w_0[i]$.

Therefore, it can be seen that $\mu(d_1 - w_0) \leq \mu(d_2 - w_0)$ — (11)

Now, using the definition of demand for $p_0.p_1$ and $p_0.p_2$, and from (11) it follows that,

$$\text{demand}(p_0.p_1, d) \leq \text{demand}(p_0.p_2, d)$$

This proves the base case. Now, for the inductive case, let the length of p_0 be $n + 1$. Let $p_0 = (v_1 \xrightarrow{f,w} v_2).p'_0$, where we have from the hypothesis that,

$$\text{demand}(p'_0.p_1, d) \leq \text{demand}(p'_0.p_2, d).$$

The inductive case can be proved the same way as the base case, by replacing p_1 by $p'_0.p_1$, and p_2 by $p'_0.p_2$ in the base case proof.

Hence proved.

Lemma 2. Let p_1 be a path from v_i to v_j and S_2 be a set of paths from v_i to v_j such that $\bigsqcup_{p_2 \in S_2} \text{ptf}(p_2) \supseteq \text{ptf}(p_1)$. Let p_0 be any path ending at v_i . Then,

$$\bigsqcup_{p_2 \in S_2} \text{ptf}(p_0.p_2) \supseteq \text{ptf}(p_0.p_1).$$

Proof: Let $S_2 = \{p_{21}, p_{22}, \dots, p_{2n}\}$,

We are given,

$$\text{ptf}(p_{21}) \sqcup \text{ptf}(p_{22}) \dots \sqcup \text{ptf}(p_{2n}) \supseteq \text{ptf}(p_1) \quad - (1)$$

,

By composing on the left-side of the LHS and RHS in (1) using $\text{ptf}(p_0)$ and the monotonicity of composition operation, we obtain,

$$\text{ptf}(p_0) \circ (\text{ptf}(p_{21}) \sqcup \text{ptf}(p_{22}) \dots \sqcup \text{ptf}(p_{2n})) \supseteq \text{ptf}(p_0) \circ \text{ptf}(p_1) \quad - (2)$$

It is given that the path transfer functions form a complete lattice. As a consequence, the path transfer function composition left-distributes over function join, i.e., $f \circ (f_1 \sqcup f_2 \sqcup \dots \sqcup f_n) = (f \circ f_1) \sqcup (f \circ f_2) \sqcup \dots \sqcup (f \circ f_n)$. Therefore, expanding (2) using left-distributivity we obtain,

$$(\text{ptf}(p_0) \circ \text{ptf}(p_{21})) \sqcup (\text{ptf}(p_0) \circ \text{ptf}(p_{22})) \dots \sqcup (\text{ptf}(p_0) \circ \text{ptf}(p_{2n})) \supseteq (\text{ptf}(p_0) \circ \text{ptf}(p_1)) \quad - (3)$$

The path transfer function for a path $p = p_a.p_b$ is given by $\text{ptf}(p_a.p_b) = \text{ptf}(p_a) \circ \text{ptf}(p_b)$. Therefore, by rewriting (3) in terms of path transfer functions, we get

$$\text{ptf}(p_0.p_{21}) \sqcup \text{ptf}(p_0.p_{22}) \sqcup \dots \sqcup \text{ptf}(p_0.p_{2n}) \supseteq \text{ptf}(p_0.p_1) \quad - (4)$$

As $S_2 = \{p_{21}, p_{22}, \dots, p_{2n}\}$, we can condense (4) to

$$\bigsqcup_{p_2 \in S_2} ptf(p_0.p_2) \sqsupseteq ptf(p_0.p_1)$$

Hence proved.

Lemma 3. Let $p_1 = e_1.e_2 \dots e_n$ be a path, such that for $i \in [1 \dots n]$, $w_{e_i} = \theta(e_i)$. Let p_2 be any path that starts at the end node of p_1 , and let $p = p_1.p_2$. Let d be any element of \mathbb{N}^r . If p_1 does not receive any messages, then $\text{demand}(p, d) = \mu(\text{demand}(p_2, d) - w_{p_1})$, where $w_{p_1} = w_{e_1} + w_{e_2} + \dots w_{e_n}$.

Proof: We prove the lemma by induction on the length of p_1 , and taking any arbitrary p_2 .

We first prove the base case. The base case is when p_1 is of length 1, i.e., it is an edge e . Let w_e be the queuing vector of e , and therefore $w_{p_1} = w_e$.

By Definition 2, we have,

$$\text{demand}(p, d) = \mu(\text{demand}(p_2, d) - w_e)$$

Replacing the value of w_e using $w_{p_1} = w_e$,

$$\text{demand}(p, d) = \mu(\text{demand}(p_2, d) - w_{p_1})$$

This proves the base case.

We now proceed to the inductive case. Let $p = e.p'_1.p_2$, where $e.p'_1$ is of length $n+1$. As p'_1 is of length n , the inductive hypothesis holds for p'_1 and path $p' = p'_1.p_2$. Therefore, by the hypothesis we have,

$$\text{demand}(p', d) = \mu(\text{demand}(p_2, d) - w_{p'_1}) \quad - (1)$$

From Definition 2 we have for path p ,

$$\text{demand}(p, d) = \mu(\text{demand}(p', d) - w_e) \quad - (2)$$

After replacing the value of $\text{demand}(p', d)$ from (1) in (2) we get,

$$\text{demand}(p, d) = \mu(\mu(\text{demand}(p_2, d) - w_{p'_1}) - w_e) \quad - (3)$$

Now we argue that $\text{demand}(p, d) = \mu(\text{demand}(p_2, d) - w_{p'_1} - w_e)$; i.e., the inner application of μ from (3) can be dropped. In order to prove this, we will argue that for any $i \in [1 \dots r]$, $\mu(\mu(\text{demand}(p_2, d)[i] - w_{p'_1}[i]) - w_e[i]) = \mu(\text{demand}(p_2, d)[i] - w_{p'_1}[i] - w_e[i])$. Proving this suffices as the two operations involved, μ and vector addition/subtraction are component-wise. Therefore, proving the required result for all components, will prove it for the full vector.

Thus, we proceed to the proof. Let $x = \text{demand}(p_2, d) - w_{p'_1}$. Based on the value of $x[i]$ for any $i \in [1 \dots r]$, we have the following possible scenarios:

1. $x[i] > 0$: In this case $\mu(x[i]) = x[i]$.
Therefore by replacing the value of $\mu(x[i])$ we have, $\mu(\mu(x[i]) - w_e[i]) = \mu(x[i] - w_e[i])$ — (4).
2. $x[i] \leq 0$: We are given by the lemma assumption $w_e[i] \geq 0$, i.e. e_i cannot be a receive operation. Therefore subtracting $w_e[i]$ from $x[i]$ will further reduce the value, that is,
 $x[i] - w_e[i] \leq 0$ — (5)
From (5), and the definition of μ , we have
 $\mu(x[i] - w_e[i]) = 0$ — (6).

Again, because $x[i] \leq 0$, therefore $\mu(x[i]) = 0$. Hence subtracting $w_e[i]$ from $\mu(x[i])$ will result in zero or lower value, that is,

$$\mu(x[i]) - w_e[i] \leq 0 \quad - (7)$$

From (7), and the definition of μ ,

$$\text{we have } \mu(\mu(x[i]) - w_e[i]) = 0 \quad - (8)$$

As the RHS are equal in (6) and (8), we can infer that in this case,

$$\mu(\mu(x[i]) - w_e[i]) = \mu(x[i] - w_e[i]) \quad - (9)$$

Therefore, from (4) and (9), we have proved that for any $i \in [1 \dots r]$, $(\mu(\mu(x[i]) - w_e[i]) = \mu(x[i] - w_e[i]))$. Therefore, we can rewrite (3) to,

$$\text{demand}(p, d) = \mu(\text{demand}(p_2, d) - w_{p'_1} - w_e)$$

As the paths p_1 and p'_1 do not receive any messages $w_{p_1} = w_{e.p'_1} = w_{p'_1} + w_e$.

Thus, replacing $(-w_{p'_1} - w_e)$ in the above equation by $-w_{p_1}$,

$$\text{demand}(p, d) = \mu(\text{demand}(p_2, d) - w_{p_1})$$

Therefore, the inductive case holds as well.

Hence proved.

As a consequence of Lemma 3, we have the following corollary.

Corollary 2: Let $p = e_1.e_2 \dots e_n$ be a path, such that for $i \in [1 \dots n]$, $w_{e_i} = \theta(e_i)$. Let d be any element of \mathbb{N}^r . If p does not receive any messages, then $\text{demand}(p, d) = \mu(d - w_p)$, where $w_p = w_{e_1} + w_{e_2} + \dots w_{e_n}$.

Proof: The proof of the corollary is the same as that of Lemma 3, and can be obtained by simply replacing $\text{demand}(p_2, d)$ by d .

Lemma 4. Let p_1 be a path from v_i to v_j and S_2 be a set of paths from v_i to v_j such that $\bigsqcup_{p_2 \in S_2} \text{ptf}(p_2) \supseteq \text{ptf}(p_1)$. Let p_0 be any path beginning at v_j .

Let procedure composition be right-distributive over join for all the path transfer procedure s . Then, $\bigsqcup_{p_2 \in S_2} \text{ptf}(p_2.p_0) \supseteq \text{ptf}(p_1.p_0)$.

Proof: Let $S_2 = \{p_{21}, p_{22}, \dots, p_{2n}\}$. We are given,

$$(\text{ptf}(p_{21}) \sqcup \text{ptf}(p_{22}) \dots \sqcup \text{ptf}(p_{2n})) \supseteq \text{ptf}(p_1) \quad - (1)$$

Composing the LHS and RHS of inequation (1) from the right-side by $\text{ptf}(p_0)$ and due to the monotonicity of $\text{ptf}(p_0)$ and procedure composition, we get,

$$(\text{ptf}(p_{21}) \sqcup \text{ptf}(p_{22}) \dots \sqcup \text{ptf}(p_{2n})) \circ \text{ptf}(p_0) \supseteq \text{ptf}(p_1) \circ \text{ptf}(p_0) \quad - (2)$$

As procedure composition is right-distributive over procedure join, i.e. for any $f, f_1, \dots, f_n \in \mathcal{L} \rightarrow \mathcal{L}$, $(f_1 \sqcup \dots \sqcup f_n) \circ f = (f_1 \circ f) \sqcup \dots \sqcup (f_n \circ f)$, we can expand (2) as,

$$(\text{ptf}(p_{21}) \circ \text{ptf}(p_0)) \sqcup (\text{ptf}(p_{22}) \circ \text{ptf}(p_0)) \dots \sqcup (\text{ptf}(p_{2n}) \circ \text{ptf}(p_0)) \supseteq \text{ptf}(p_1) \circ \text{ptf}(p_0) \quad - (3)$$

The path transfer procedure for a path $p = p_a.p_b$ is given by $ptf(p_a.p_b) = ptf(p_a) \circ ptf(p_b)$. Therefore, by rewriting (3) in terms of path transfer procedure s, we get

$$(ptf(p_{21}.p_0) \sqcup ptf(p_{22}.p_0) \dots \sqcup ptf(p_{2n}.p_0)) \supseteq ptf(p_1.p_0) \quad - \quad (4)$$

As $S_2 = \{p_{21}, p_{22}, \dots, p_{2n}\}$, we can condense (4) to

$$\bigsqcup_{p_2 \in S_2} ptf(p_2.p_0) \supseteq ptf(p_1.p_0)$$

Hence proved.

Lemma 5. Let $d \in \mathbb{N}^r$ be a vector, v_i and v_j be any two nodes p_1 and p_2 be paths from v_i to v_j such that $demand(p_1, d) \leq demand(p_2, d)$. Let p_0 be any path ending at v_i and p_3 be any path beginning from v_j . Let the paths p_1, p_2, p_0 and p_3 be such that they do not receive any messages. Then, $demand(p_0.p_1.p_3, d) \leq demand(p_0.p_2.p_3, d)$.

Proof: The proof is in two parts. We first prove that $demand(p_1.p_3, d) \leq demand(p_2.p_3, d)$. The second part proves $demand(p_0.p_1.p_3, d) \leq demand(p_0.p_2.p_3, d)$.

To prove the first part, we use Corollary 2. As the paths p_1, p_2 do not receive any messages, Corollary 2 is applicable on p_1 and p_2 . Let w_{p_1} and w_{p_2} be the sums of the queuing vectors of edges in paths p_1 and p_2 respectively. Therefore, by mapping p_1 and p_2 to p in Corollary 2, we have,

$$demand(p_1, d) = \mu(d - w_{p_1}) \quad - \quad (1)$$

$$demand(p_2, d) = \mu(d - w_{p_2}) \quad - \quad (2)$$

We are given,

$$demand(p_1, d) \leq demand(p_2, d) \quad - \quad (3)$$

Substituting the values from Equations (1) and (2) into (3), we obtain

$$\mu(d - w_{p_1}) \leq \mu(d - w_{p_2}) \quad - \quad (4)$$

Equation (4) will hold true iff for all $i \in [1 \dots r]$, it holds that :

- **Condition 1:** either $(w_{p_1}[i] < d[i] \vee w_{p_2}[i] < d[i]) \wedge (w_{p_1}[i] \geq w_{p_2}[i])$, or
- **Condition 2:** $w_{p_1}[i] \geq d[i] \wedge w_{p_2}[i] \geq d[i]$

We now argue that irrespective of which of the two conditions above holds for any given $1 \leq i \leq r$, $(demand(p_1.p_3, d)[i] \leq demand(p_2.p_3, d)[i])$.

Let $demand(p_3, d) = d_3$. The first case is when Condition 1 holds for some i . In this case,

$$w_{p_1}[i] \geq w_{p_2}[i] \quad - \quad (5)$$

Negating both sides of Equation (5) and adding $d_3[i]$ to both sides, we obtain,

$$d_3[i] - w_{p_1}[i] \leq d_3[i] - w_{p_2}[i] \quad - \quad (6)$$

By Definition 2 and Lemma 3, we have

$$demand(p_1.p_3, d) = \mu(d_3 - w_{p_1}) \quad - \quad (7)$$

and

$$\text{demand}(p_2.p_3, d) = \mu(d_3 - w_{p_2}) \quad - (8)$$

That is, to obtain the demand, μ will be applied on both sides.

We proved in Lemma 1 that μ is a monotone procedure, i.e., if $x \leq y$ then $\mu(x) \leq \mu(y)$. Thus, the application of μ on both sides of Equation (6) preserves the ordering of the inequation, and we obtain

$$\mu(d_3[i] - w_{p_1}[i]) \leq \mu(d_3[i] - w_{p_2}[i]) \quad - (9)$$

Using the definitions of demands of paths $p_1.p_3$ and $p_2.p_3$ from Equations (7) and (8), in conjunction with Equation (9) it follows that,

$$\text{demand}(p_1.p_3, d)[i] \leq \text{demand}(p_2.p_3, d)[i] \quad - (10)$$

The second case is when condition 2 holds for i . In this case we have,

$$w_{p_1}[i] \geq d[i] \quad - (11)$$

$$w_{p_2}[i] \geq d[i] \quad - (12)$$

Negating both sides of (11) and (12) and adding $d[i]$ to both sides in both equations, we obtain

$$d[i] - w_{p_1}[i] \leq 0 \text{ and } d[i] - w_{p_2}[i] \leq 0 \quad - (13).$$

As p_3 does not receive any messages, therefore by the definition of demand,

$$\text{demand}(p_3, d) \leq d \quad - (14)$$

As d_3 is lower than or equal to d , then from Equations (13) and (14) we get,

$$d_3[i] - w_{p_1}[i] \leq 0 \text{ and } d_3[i] - w_{p_2}[i] \leq 0 \quad - (15)$$

From (15) and the definition of μ , we have

$$\mu(d_3[i] - w_{p_1}[i]) = 0 \text{ and } \mu(d_3[i] - w_{p_2}[i]) = 0 \quad - (16)$$

By Lemma 3 we have $\text{demand}(p_1.p_3, d) = \mu(d_3 - w_{p_1})$ and $\text{demand}(p_2.p_3, d) = \mu(d_3 - w_{p_2})$.

Using Equation (16), and the above definitions, we can infer

$$\text{demand}(p_1.p_3, d)[i] \leq \text{demand}(p_2.p_3, d)[i] \quad - (17)$$

Since (10) and (17) hold for all i , we get:

$$\text{demand}(p_1.p_3, d) \leq \text{demand}(p_2.p_3, d) \quad - (18)$$

Now we prove the second part, i.e., if $\text{demand}(p_1, d) \leq \text{demand}(p_2, d)$ then $\text{demand}(p_0.p_1.p_3, d) \leq \text{demand}(p_0.p_2.p_3, d)$.

Applying Lemma 1 by mapping $p_1.p_3$ to p_1 in the lemma statement, $p_2.p_3$ to p_2 in the lemma statement, and p_0 to p_0 in the lemma statement, and using (18), we have

$$\text{demand}(p_0.p_1.p_3, d) \leq \text{demand}(p_0.p_2.p_3, d)$$

Hence proved.

Lemma 6. Let v_i and v_j be any two nodes. Let p_1 be a path from v_i to v_j and S_2 be a set of paths from v_i to v_j such that $\bigsqcup_{p_2 \in S_2} \text{ptf}(p_2) \supseteq \text{ptf}(p_1)$. Let procedure composition be both left- and right- distributive over procedure join for all the

path transfer procedure s . Let p_0 be any path ending at v_i and p_3 be any path starting from v_j . Then $\bigsqcup_{p_2 \in S_2} ptf(p_0.p_2.p_3) \sqsupseteq ptf(p_0.p_1.p_3)$.

Proof: This is the *Function Coverage Lemma*, as presented in the paper. To prove lemma we use the results of Lemma 2 and 4. From Lemma 2, we can infer that,

$$\left(\bigsqcup_{p_2 \in S_2} ptf(p_0.p_2) \right) \sqsupseteq ptf(p_0.p_1) \quad - (1)$$

Let $S_1 = \{p_0.p_2 \mid p_2 \in S_2\}$. Therefore, we can rewrite (1) as

$$\left(\bigsqcup_{p \in S_1} ptf(p) \right) \sqsupseteq ptf(p_0.p_1) \quad - (2)$$

Now, from Lemma 4, we can infer,

$$\left(\bigsqcup_{p \in S_1} ptf(p.p_3) \right) \sqsupseteq ptf(p_0.p_1.p_3) \quad - (3)$$

Rewriting (3) in terms of S_2 using the definition of S_1 , we obtain

$$\left(\bigsqcup_{p_2 \in S_2} ptf(p_0.p_2.p_3) \right) \sqsupseteq ptf(p_0.p_1.p_3)$$

Hence proved.

Lemma 7. Let $d \in \mathbb{N}^r$ be any vector. Say a set of paths S d -covers a path p . For any path p' , let $S_{p'}$ denote any set of paths that d -covers p' . Then, the set of paths $\bigcup_{p' \in S} S_{p'}$ d -covers p .

Proof: Let $S_1 = \bigcup_{p' \in S} S_{p'}$. Let p begin at vertex v_i and end at v_j . As S d -covers p , we have the following facts from Definition 3:

1. all paths in S start at v_i and end at v_j
2. for all paths $p' \in S$, ($demand(p', d) \leq demand(p, d)$)
3. $\bigsqcup_{p' \in S} ptf(p') \sqsupseteq ptf(p)$

Similarly, we have the following facts for any $p' \in S$ the set $S_{p'}$ that d -covers p' .

1. as p' starts at v_i and ends at v_j , all paths in $S_{p'}$ start at v_i and end at v_j
2. for all paths $p'' \in S_{p'}$, ($demand(p'', d) \leq demand(p', d)$)

$$3. \bigsqcup_{p'' \in S_{p'}} ptf(p'') \supseteq ptf(p')$$

From the facts above and the definition of S_1 , it can be directly inferred that every path in S_1 begins at v_i and ends at v_j . — (1)

Now we prove that for any path $p_1 \in S_1$, $demand(p_1, d) \leq demand(p, d)$.

Let $p' \in S$. For any path $p_1 \in S_{p'}$,

$$demand(p_1, d) \leq demand(p', d). \quad - (2)$$

We are given that $(demand(p', d) \leq demand(p, d))$. Therefore from (2), we can infer that

$$(demand(p_1, d) \leq demand(p, d)). \quad - (3)$$

Now we prove that the join of the transfer procedure s of the paths in S_1 dominates the path transfer procedure of p . Because S covers p , we have

$$\bigsqcup_{p' \in S} ptf(p') \supseteq ptf(p)$$

Say $S = \{p'_1, p'_2, \dots, p'_n\}$, then by expanding the above equation we get

$$ptf(p'_1) \sqcup ptf(p'_2) \sqcup \dots \sqcup ptf(p'_n) \supseteq ptf(p) \quad - (4)$$

We are given for all $p' \in S$ that $\bigsqcup_{p_1 \in S_{p'}} ptf(p_1) \supseteq ptf(p')$. By the property of join operation we have,

$$\bigsqcup_{p_1 \in S_{p'}} ptf(p_1) \sqcup \bigsqcup_{p_1 \in S_{p'_2}} ptf(p_1) \sqcup \dots \sqcup \bigsqcup_{p_1 \in S_{p'_n}} ptf(p_1) \supseteq ptf(p') \sqcup ptf(p'_2) \sqcup \dots \sqcup ptf(p'_n) \quad - (5)$$

where $S_{p'_1}, S_{p'_2}, \dots, S_{p'_n}$ are the sets d -covering paths p'_1, p'_2, \dots, p'_n respectively. From (4) and (5), it can be seen that

$$\bigsqcup_{p_1 \in S_{p'_1}} ptf(p_1) \sqcup \bigsqcup_{p_1 \in S_{p'_2}} ptf(p_1) \sqcup \dots \sqcup \bigsqcup_{p_1 \in S_{p'_n}} ptf(p_1) \supseteq ptf(p) \quad - (6)$$

By the property of join (6) can be rewritten as,

$$\bigsqcup_{p_1 \in (S_{p'_1} \cup S_{p'_2} \cup \dots \cup S_{p'_n})} ptf(p_1) \supseteq ptf(p) \quad - (7)$$

As $S_1 = S_{p'_1} \cup S_{p'_2} \dots \cup S_{p'_n}$, therefore (7) can be rewritten as

$$\bigsqcup_{p_1 \in S_1} ptf(p_1) \supseteq ptf(p) \quad - (8)$$

From (1), (3) and (8), S_1 d -covers p .

Hence proved.

Our algorithm can be seen as generating paths iteratively, and storing each generated path if it is not covered by other paths. A path is generated at every visit to Lines 11, 17, and 21 of routine COMPUTEJOFP. For a given path p , we say that it is generated by our algorithm if it is generated during any visit to any of the lines mentioned above. Over the course of a run of the algorithm, note that for any path p that is generated, the path necessarily ends at the node *target*, although it could begin at any node. Also note that when any path p is generated, if p begins at a node v_i , then p is stored in $sPaths(v_i)$ unless $sPaths(v_i)$ already stores a previously generated set of paths that cover p .

Lemma 8. *If p is a path from a node v_i in the VCFG of any procedure to the target node, and if the algorithm generates a set of paths S that cover p , then when COMPUTEJOFP terminates there is guaranteed to be a set of paths in $sPaths(v_i)$ that cover p .*

Proof: Note, after any path $p' \in S$ is generated, the algorithm would invoke the routine COVERED(p'). The two following outcomes can result from this invocation.

1. The routine COVERED returns *false*. In this case p' is added to $sPaths(v_i)$, That is, p' is retained.
2. The routine COVERED returns *true*. In this case, p' is not added to $sPaths(v_i)$, as there exists a set of paths $Cover(p') \subseteq sPaths(v_i)$ such that $Cover(p')$ covers p' .

We now prove that irrespective of the outcome above of COVERED, there exists a set of paths in $sPaths(v_i)$ that cover p .

Let $S_1 = \{p' \in S \mid \text{COVERED}(p') \text{ returned false}\}$

Let $S_2 = \{p'' \in Cover(p') \mid p' \in S \wedge \text{COVERED}(p') \text{ returns true}\}$

Clearly, $S_1 \cup S_2 \subseteq sPaths(v_i)$, and they begin at v_i and end at v . — (1)

As S covers p , for all paths $p' \in S_1$, $demand(p') \leq demand(p)$. — (2)

Similarly, as S covers p , and S_2 contains paths due to sets that cover paths $p' \in S$, therefore for all paths $p'' \in S_2$, $(demand(p'') \leq demand(p))$. — (3)

From (2) and (3), we can infer that for all paths $p' \in S_1 \cup S_2$,

$demand(p') \leq demand(p)$ — (4)

Now we prove the relation between the path transfer procedure s of p and paths in $sPaths(v_i)$. We are given,

$$\bigsqcup_{p' \in S} ptf(p') \supseteq ptf(p)$$

Splitting the above using the definition of S_1 we obtain,

$$\bigsqcup_{p' \in S_1} ptf(p') \sqcup \bigsqcup_{p'' \in S - S_1} ptf(p'') \supseteq ptf(p) \quad - (5)$$

We can expand the set $S - S_1 = \{p''_1, p''_2, \dots, p''_n\}$ and write (5) as,

$$\bigsqcup_{p' \in S_1} ptf(p') \sqcup ptf(p''_1) \sqcup ptf(p''_2) \dots \sqcup ptf(p''_n) \supseteq ptf(p) \quad - (6)$$

From the two outputs of COVERED, we know that $S_1 \subseteq sPaths(v_i)$. Also, for each $p'' \in S - S_1$ there exists a set $Cover(p'') \subseteq sPaths(v_i)$ such that $Cover(p'')$ covers p'' .

Thus replacing the path transfer procedures of all $p'' \in S - S_1$ by $\bigsqcup_{p_1 \in \text{Cover}(p'')} ptf(p_1)$ in (6), and the property that if $a \sqsupseteq b$ then $c \sqcup a \sqsupseteq c \sqcup b$, we get

$$\bigsqcup_{p' \in S_1} ptf(p') \sqcup \bigsqcup_{p_1 \in \text{Cover}(p'_1)} ptf(p_1) \sqcup \dots \sqcup \bigsqcup_{p_1 \in \text{Cover}(p'_n)} ptf(p_1) \sqsupseteq ptf(p) \quad - (7)$$

Let $S' = S_1 \cup \text{Cover}(p'_1) \cup \dots \cup \text{Cover}(p'_n)$. Rewriting (7) in terms of S' we get

$$\bigsqcup_{p' \in S'} ptf(p') \sqsupseteq ptf(p) \quad - (8)$$

From the definition of S' we know that $S' = S_1 \cup S_2$ and $S' \subseteq sPaths(v_i)$. Therefore, from (1), (4) and (8), we can infer that $S' \subseteq sPaths(v_i)$ covers p . Hence proved.

Similar to the generation of paths discussed above, the routine COMPUTEENDTOEND also generates paths iteratively in each invocation, and stores a generated path if it is not covered by other paths. The routine COMPUTEENDTOEND is invoked with a procedure F and a vector d (which is the demand of a path). In each invocation, the routine COMPUTEENDTOEND generates an interprocedurally valid and complete path, using path templates, at every visit to Line 9. For a given path p , we say that it is generated by COMPUTEENDTOEND if it is generated during any visit to Line 9. Any path p generated by COMPUTEENDTOEND begins at the entry node of the VCFG of some procedure F_i and ends at the designated exit node of F_i . If p is generated and it begins at the entry node of F_i , then it is stored in $sIVCPaths(F_i, d)$ unless $sIVCPaths(F_i, d)$ already stores a previously generated set of paths that d -cover p .

Lemma 9. *Let $d \in \mathbb{N}^r$ be a given vector such that COMPUTEENDTOEND is invoked with procedure $F_i \in \text{Funcs}$ and d as arguments. If p is an interprocedurally valid and complete path from the entry node en_F of any procedure $F \in \text{Funcs}$ to the exit node ex_F , and if COMPUTEENDTOEND generates (at Line 11) a set of paths S that d -cover p for the given vector d , then when the above-mentioned invocation to COMPUTEENDTOEND terminates there is guaranteed to be a set of paths in $sIVCPaths(F, d)$ that d -cover p .*

Proof : The proof of this lemma is similar to the proof of Lemma 8. In this case also, for each $p' \in S$, either p' is retained in $sIVCPaths(F, d)$, or a set of d -covering paths is already present. Therefore, this lemma holds.

Lemma 10. *Let p_0, p_1, p_2 be paths where p_1 and p_2 end at v_i and p_0 begins at v_i . If $\text{demand}(p_1, \text{demand}(p_0)) \leq \text{demand}(p_2, \text{demand}(p_0))$, then $\text{demand}(p_1.p_0) \leq \text{demand}(p_2.p_0)$.*

Proof: To prove the lemma, we first prove an intermediate result, i.e., for any paths p, q , such that end node of p is the same as the start node of q , $demand(p.q, d) = demand(p, demand(q, d))$. We prove this using induction on the length of p .

The base case is when p is a single edge e with queuing vector w_e . Then by Definition 2,

$$demand(e.q, d) = \mu(demand(q, d) - w_e) \quad - \quad (1)$$

Again by Definition 2 $demand(e, demand(q, d)) = \mu(demand(q, d) - w_e) \quad - \quad (2)$.

From (1) and (2), we have $demand(e.q, d) = demand(e, demand(q, d))$.

We now prove the inductive case. Let $p = e.p'$, where p is of length $n + 1$ and p' is of length n . By the induction hypothesis we have, $demand(p'.q, d) = demand(p', demand(q, d))$.

By Definition 2, we have

$$demand(p.q, d) = \mu(demand(p'.q, d) - w_e)$$

Replacing the value in the RHS using induction hypothesis,

$$demand(p.q, d) = \mu(demand(p', demand(q, d)) - w_e) \quad - \quad (3)$$

Also, since $p = e.p'$, using the definition of demand, we have

$$demand(p, demand(q, d)) = \mu(demand(p', demand(q, d)) - w_e) \quad - \quad (4)$$

From (3) and (4), we can infer that $demand(p.q, d) = demand(p, demand(q, d))$ for the inductive case as well. Therefore we have proved that for any paths p and q , $demand(p.q, d) = demand(p, demand(q, d))$.

By taking $d = \bar{0}$ in the result above, we get

$$demand(p_1.p_0) = demand(p_1, demand(p_0)) \quad - \quad (5)$$

$$demand(p_2.p_0) = demand(p_2, demand(p_0)) \quad - \quad (6).$$

We can conclude from (5) and 6 that

$$demand(p_1, demand(p_0)) \leq demand(p_2, demand(p_0)) \Rightarrow demand(p_1.p_0) \leq demand(p_2.p_0).$$

Hence proved.

Lemma 11. *Let v be any node in the VCFG of any procedure, such that for a given node target the algorithm computes the set $sPaths(v)$ for v on termination. Any path $p \in sPaths(v)$ is an interprocedurally valid path.*

Proof: According to the definition of an interprocedurally valid path, a path p will not be interprocedurally valid if at least once during the traversal of the path, the symbol popped from the top of the stack on encountering a return-site node is not the same as the corresponding call-node. The above scenario

can result only if the path has a return edge that does not have a ‘matching’ call-edge.

We prove by induction on the length of the path p , that whenever a path is added to $sPaths(v)$, it is interprocedurally valid (i.e., there are no unbalanced return edges).

For the base case, the length of p is 1. A path of length 1 will be interprocedurally invalid if it requires that an empty stack should be popped along the traversal of the path. Paths of length 1 are added only at Line 4 in COMPUTEJOFP, and all the added paths (rather edges) are intra-procedural edges. Therefore, p does not contain an unbalanced return edge that will cause the stack to pop from an empty stack.

Hence all paths of length 1 added to $sPaths(v)$ are interprocedurally valid.

Moving on to the inductive case, let p be a path of length $n + 1$. Let the inductive hypothesis hold for all paths of length upto n . There are 3 points in the algorithm where paths are added to $sPaths(v)$ – lines 13, 19, and 23 in COMPUTEJOFP. Therefore, based on the location in algorithm where p was added, we have the following cases.

- **Case 1 :** $p = e.p'$ and p was added to $sPaths(v)$ at line 23 in COMPUTEJOFP. In this case, e is an intra-procedural edge, and the path p' is an interprocedurally valid path by the induction hypothesis.

Therefore, the concatenation of e and p' does not introduce any un-balanced return edges, and hence p is also an interprocedurally valid path. – (1)

- **Case 2 :** $p = c.p'$ and p was added to $sPaths(v)$ at line 19 in INTERPROCEXT. In this case, c is a call edge. Traversal of c does not pop the stack, and from the hypothesis we know that the traversal of p' is also interprocedurally valid.

Therefore, p is interprocedurally valid in this case. – (2)

- **Case 3:** $p = p_1.p_2$, where p was added to $sPaths(v)$ at line 13 in INTERPROCEXT, p_1 begins at v and ends at a return-site node v_r and p_2 begins at v_r , and p_1 is an interprocedurally valid and complete path. Both p_1 and p_2 are of length $\leq n$ such that their combined length is equal to n . Therefore, the induction hypothesis holds for both p_1 and p_2 .

As p_1 is an IVC path, at the end of the traversal of p_1 (i.e., at node v_r), the stack will be empty. From the induction hypothesis we know that the traversal of p_2 from v_r is interprocedurally valid.

Therefore, the path $p = p_1.p_2$ is also interprocedurally valid. – (3)

From (1), (2) and (3), it follows that p is an interprocedurally valid path.

Hence Proved.

Intermediate Theorems We first prove that the set of paths returned by the routine COMPUTEENDTOEND for a given demand d , d -covers all IVC paths of any procedure $F \in Funcs$.

Theorem 3 (ComputeEndToEnd Cover). *Let $d \in \mathbb{N}^r$ be a given vector. Let F_i be a procedure in Funcs and let COMPUTEENDTOEND be invoked with*

arguments F_i and d . Let $sIVCPaths(F_i, d)$ be the set of interprocedurally valid and complete (IVC) paths computed and returned by `COMPUTEENDTOEND`. Let F be any procedure in $Funcs$. Let p be any IVC path from start of F to end of F . Then there exists a set of paths $Cover(p) \subseteq sIVCPaths(F, d)$ such that $Cover(p)$ d -covers p .

Proof: We prove the theorem using induction on the depth of path p . The *depth* of path p is the maximum number of (non-sequential) calls made from within the path p .

The base case is when p is of depth 0. For all methods $F_1 \in Funcs$ and given demand d , all the paths of depth 0 in F_1 are added to $sIVCPaths(F_1, d)$ at Line 3 in `COMPUTEENDTOEND`. Hence, $p \in sIVCPaths(F, d)$, and d -covers itself.

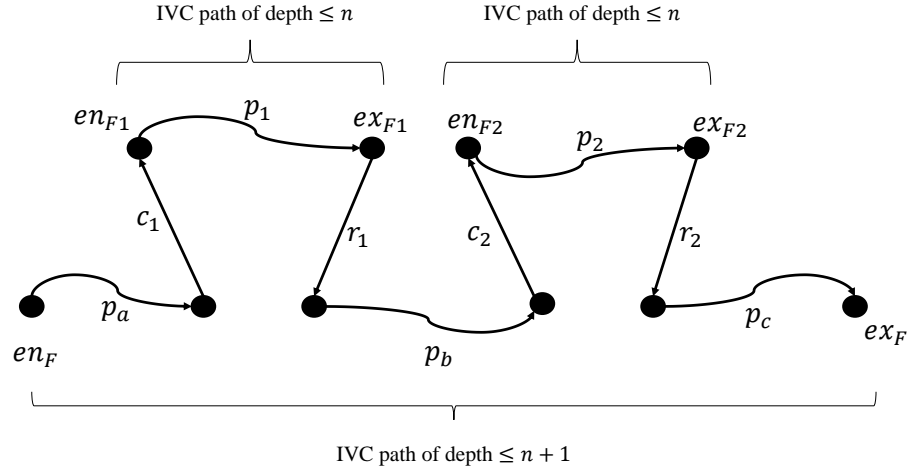


Fig. 5. IVC path p of depth $n + 1$

We now prove the inductive case. We assume that the hypothesis holds for all paths of depth up to n , i.e., for a given d , all paths of depth up to n are d -covered by their respective $sIVCPaths$ sets.

Let p be an IVC path from en_F to ex_F of depth $n + 1$.

Any IVC path of F depth $n + 1$ will have the following structure. It will start at the method entry en_F , then reach a call-site, traverse an IVC path of depth upto n , then return to F , then reach another call-site, traverse another $\leq n$ depth IVC path, and so on, until it reaches the exit node ex_F .

For the simplicity of discussion, for now we assume that p contains just two outermost level calls. Figure 5 shows a schematic structure of such a path. At the end of the proof, we will discuss how to extend the proof for paths with arbitrary number of calls.

In Figure 5, as p is of depth $n + 1$, p_1 and p_2 are paths of depth n , and we have from the hypothesis that p_2 is d -covered by $Cover(p_2) \in sIVCPaths(F2, d)$, and p_1 is d -covered by $Cover(p_1) \in sIVCPaths(F1, d)$. In the figure, the paths p_1, p_2, p_a, p_b and p_c are all in non-main procedures and hence do not receive any messages. The edges c_1, c_2, r_1 , and r_2 are call and return edges.

We now obtain a set of paths that d -covers $p_b.c_2.p_2.r_2.p_c$

Let $S_2 = \{p_b.c_2.p'_2.r_2.p_c \mid p'_2 \in Cover(p_2)\}$

By the inductive hypothesis, $demand(p'_2, d) \leq demand(p_2)d$ for each $p'_2 \in Cover(p_2)$.

Therefore, according to Lemma 5, each path $p_j \in S_2$ is such that $demand(p_j, d) \leq demand(p_b.c_2.p_2.r_2.p_c, d)$.

Again by the hypothesis, and by Lemma 6, the join of the path transfer procedures of the paths in S_2 dominates the path transfer procedure of $p_b.c_2.p_2.r_2.p_c$. Therefore, S_2 d -covers the path $p_b.c_2.p_2.r_2.p_c$. — (1)

Let $S_{12} = \{p_a.c_1.p_1.r_1.p_i \mid p_i \in S_2\}$.

By Lemma 1, we have for all $p' \in S_{12}$

$demand(p', d) \leq demand(p, d)$

Applying Lemma 2, we can infer that the join of path transfer procedures of paths in S_{12} dominates $ptf(p)$. Thus, S_{12} d -covers p . — (2)

Now for each $p_i \in S_2$, let S_{i2} be the set

$S_{i2} = \{p_a.c_1.p'_1.r_1.p_i \mid p'_1 \in Cover(p_1)\}$

From Lemma 5 and 6, by taking $p_0 = p_a.c_1$, $p_3 = r_1.p_i$, and $Cover(p_1)$ to be S_2 , it can be seen that S_{i2} d -covers $p' = p_a.c_1.p_1.r_1.p_i$. — (3)

From the definition of S_{12} it is clear that $p' \in S_{12}$. — (4)

Let $S = \bigcup_{p_i \in S_2} S_{i2}$.

From (2), (3), (4), and Lemma 7, the set S d -covers p . — (5)

As $Cover(p_1) \subseteq sIVCPaths(F1, d)$, and $Cover(p_2) \subseteq sIVCPaths(F2, d)$, by Lines 8-9 in procedure COMPUTEENDTOEND in algorithm, we know that each path in the set S is generated by the algorithm. Therefore, by (5) and Lemma 9, the set $sIVCPaths(F, d)$ d -covers p .

For arbitrary structure, the above reasoning can be repeated the required number of times, i.e., for every call made in the path p , the proof will find the d -covering paths for the path suffix starting from the end of the current call to the exit node, and extend it backwards with the d -covering paths of the IVC path of the current call, as done in this proof. Therefore, an inductive proof with induction on the number of calls in a path will be able to prove it using the same arguments. *Hence proved.*

We use the concept of *segment* in the subsequent proofs, which can be defined as follows.

Definition 6 (Segment). *Any interprocedurally valid path between any two nodes, where each node can be a node in the VCFG of any procedure in the system, can be considered as a sequence of segments. Each segment is either a single intra-procedural edge, a call edge, or a path consisting of:*

\langle a call edge from a call-site v_i to a procedure F ,
 followed by an IVC path from the start of F to the end of F ,
 followed by the return edge from the exit of F to the return site corresponding
 to v_i \rangle

Similar to the proof of Lemma 11, it is easy to see that this definition is valid, that is, the three kinds of segments are sufficient. For instance, a return edge cannot be a segment, as then it would allow a single return edge to be deemed an interprocedurally valid path, which is not correct.

The next theorem ensures that the paths that do not go through `main` and end at the node *target* in the VCFG of any $F \in \text{Funcs}$ are covered by the paths generated and stored by the algorithm.

Theorem 4 (Covering in non-main procedures). *Let p be any interprocedurally valid path from a node v_1 in the VCFG of some procedure F_1 , and say the target node is in some procedure F (i.e. target is not in `main`). When the algorithm terminates, there exists a set of paths $\text{Cover}(p) \subseteq \text{sPaths}(v_1)$ such that $\text{Cover}(p)$ covers p .*

Proof: We prove the theorem using induction on the number of segments in the given path p , where segments are as defined in Definition 6. Without loss of generality, we assume that the *target* node cannot be a return-site node or an entry node of any procedure. In order to compute the JOFP for these nodes, one can always introduce dummy successor nodes from these nodes.

The base case is when the path has only one segment. Due to the assumptions on *target* stated above, p must be of the form $v_i \xrightarrow{f,w} \text{target}$, i.e., a path consisting of only a single intra-procedural edge (the other segments end at either a return-site node or an entry node). All such edges are added to $\text{sPaths}(v_i)$ at line 4 of routine COMPUTEJOFP in the algorithm. Therefore, $p \in \text{sPaths}(v_i)$ and each as path covers itself by definition, the base case holds.

Now we prove the inductive case. From the inductive hypothesis we have that all paths p_1 having n segments are covered.

Based on the types of segments, the inductive case has 3 cases. The first case is when p is of the form $p = (v_i \xrightarrow{f,w} v_j).p_1$, where p_1 is a path from v_j to *target* having n segments, and p_1 is covered by $\text{Cover}(p_1) \subseteq \text{sPaths}(v_j)$.

Consider the following set of paths:

$$S_1 = \{(v_i \rightarrow v_j).p_j \mid p_j \in \text{Cover}(p_1)\}$$

By mapping d in Lemma 1 to be the zero vector, $(v_1 \rightarrow v_i)$ to p_0 , and each path $p_j \in \text{Cover}(p_1)$ to p_2 , we have for every path p_i in S_1 is such that

$$\text{demand}(p_i) \leq \text{demand}(p) \tag{1}$$

By the inductive hypothesis, the join of the path transfer procedures of the paths in $\text{Cover}(p_1)$ dominates the path transfer procedure of p_1 . Therefore, by Lemma 2, we have,

$$\bigsqcup_{p_i \in S_1} ptf(p_i) \sqsupseteq ptf(p) \quad (2)$$

From Equations 1 and 2 it follows that S_1 covers p .

Since every path in $Cover(p_1)$ is present in $sPaths(v_j)$ (inductive hypothesis), the algorithm would have generated every path in S_1 (at Lines 21 and 22). Therefore, by applying Lemma 8 and using the fact that S_1 covers p we can infer that a set paths that covers p is present in $sPaths(v_i)$ when COMPUTEJOFP terminates.

Case 2 is when the first segment of p is a call-return path as described in Definition 6. Let $p = p_1.p_2$, where p_1 is the call-return path, and p_2 is the remainder of p . Let v_j be the end node of p_1 (i.e., a return-site node) and the start node of p_2 as well. Let v_i be the start node of p_1 (i.e., the call-site node corresponding to v_j), and let F be the procedure that is called from v_i .

By the inductive hypothesis, there exists a set of paths $Cover(p_2)$ in $sPaths(v_j)$ that cover p_2 . — (3)

Consider the following set of paths:

$$S_1 = \{p_1.p_i \mid p_i \in Cover(p_2)\}$$

Due to the assumptions on the VCFG, the **main** procedure is not called by any other procedure. Therefore, v_i and *target* are both not in **main**, the paths considered in the theorem do not go through the **main** procedure. As a result the demands of all paths are $\bar{0}$. Therefore, each path p_j in S_1 is such that $demand(p_j) \leq demand(p)$. Again by the inductive hypothesis, and by Lemma 2, the join of the path transfer procedures of the paths in S_1 dominate the path transfer procedure of p .

Therefore, S_1 covers p — (4)

Let c be the call edge from v_i to en_F and r be the corresponding return edge from ex_F to v_j . Consider any path p_i in $Cover(p_2)$ and the following set:

$$S_{p_i} = \{c.p_j.r.p_i \mid p_j \in COMPUTEENDTOEND(F, \bar{0})\}$$

From Theorem 3, we know that the set of paths $sIVCPaths(F, \bar{0})$ d -covers p_1 where $d = \bar{0}$. Therefore, using Lemma 5, by mapping c to p_0 , r to p_3 , p_1 to p_1 and each path $p_j \in COMPUTEENDTOEND(F, \bar{0})$ to p_2 , it follows that for every path $p_k \in S_{p_i}$,

$$demand(p_k) \leq demand(p_1.p_i) \quad - (5)$$

Also, by Lemma 6 by mapping $COMPUTEENDTOEND(F, \bar{0})$ to S_2 , it follows that the join of the path transfer procedures of the paths in S_{p_i} dominates the path transfer procedure of $p_1.p_i$. — (6)

From (5) and (6), it follows that the set S_{p_i} covers the path $p_1.p_i$. — (7)

The path p_i was generated by the algorithm (as per definition of $Cover(p_2)$). Thus, from lines 10-11 in the pseudocode of COMPUTEJOFP, it is clear that algorithm generates all paths in S_{p_i} . — (8)

Consider the following set:

$$S_2 = \bigcup_{p_i \in Cover(p_2)} S_{p_i}$$

From the definition of S_1 , from statements (4) and (8), from Lemma 7, and from the definition of S_2 , it follows that:

$$S_2 \text{ covers } p \quad - (7)$$

From Statement (8), it is clear that the algorithm generates every path in S_2 . From this, and from Statement (7) and Lemma 8, we infer that when algorithm terminates, $sPaths(v_i)$ will contain a set of paths that cover p .

The third case is when p is of the form $p = e_c.p_1$, where e_c is a call-site-to-entry-node edge for method F_2 , and p_1 is covered by $Cover(p_1) \subseteq sPaths(en_{F_2})$. The proof in this case is again similar to the first case.

Hence proved.

Next we need to prove that the algorithm generates and stores paths that cover all the paths in the system. In order to do this, we first prove the following important lemma.

Lemma 12. *Let p_j be any inter-procedurally valid path from the entry of a procedure F_i to the target node v that is inside some procedure in *Funcs* such that the algorithm has added p_j to $sPaths(en_{F_i})$. If p_1 is any interprocedurally valid path such that p_1 begins in some vertex v_i in *main* and ends at a call-site node v_k in *main* from which there is a call-edge c to en_{F_i} , then it can be shown that when the algorithm terminates there exist a set of paths in $sPaths(v_i)$ such that this set of paths covers the path $p = p_1.c.p_j$.*

Proof: By Lines 14-16 in the procedure COMPUTEJOFP in algorithm , and from our assumption that p_j is in $sPaths(en_{F_i})$, it follows that $sPaths(v_k)$ will contain a set of paths, denoted as $Cover(c.p_j)$, that cover the path $c.p_j$. $- (1)$

The proof of this lemma is by induction on the number of segments, as defined in Definition 6, in p_1 . As p_1 is an IVC path in *main* (if p_1 is not IVC then the edge c will not be from *main* to en_{F_i} , and hence will not satisfy the requirements of the lemma), there can be only two kinds of segments in p_1 - intra-procedural edge in *main* , or an IVC call return path.

The base case is when p_1 has a single segment. This segment has to be of the form $v_i \rightarrow v_k$, where $v_i \rightarrow v_k$ is an edge in *main* (the other kind of segment ends at a return-site node, not at a call-site node). Consider the following set of paths:

$$S_1 = \{(v_i \rightarrow v_k).p_k \mid p_k \in Cover(c.p_j)\}$$

Since there are no receive operations inside the procedures, the $demand(c.p_j) = \bar{0}$. Therefore, from Statement (1), since every path p_j in $Cover(c.p_j)$ covers $c.p_j$, every path p_k in $Cover(c.p_j)$ is such that $demand(p_k) = 0$. Therefore, for every path $p_l \in S_1$, $demand(p_l) \leq demand(p)$. $- (2)$

From Statement (1), since $Cover(c.p_j)$ covers $c.p_j$, the join of the path transfer procedures of the paths in $Cover(c.p_j)$ dominates the path transfer procedure of $c.p_j$. Therefore, by Lemma 2, the join of the path transfer procedures of the paths in S_1 dominates the path transfer procedure of p . $- (3)$

From Statements (2) and (3), it follows that S_1 covers the path p . $- (4)$

Since every path in $Cover(c.p_j)$ is present in $sPaths(v_k)$ (Statement (1) above), the algorithm would have generated every path in S_1 , and would have checked whether to add this path to $sPaths(v_i)$ or whether this path is already covered by paths in $sPaths(v_i)$ (Line 21-22 in the pseudocode for COMPUTE-JOFP). This, in conjunction with Statement (4) above and Lemma 8 lets us infer that a set of paths that covers p is present in $sPaths(v_i)$ when the algorithm terminates.

We now move onto the inductive case. We assume that the lemma is true whenever the path ending at v_k is of length at most n segments. Let p_1 consists of $n + 1$ segments. Based on types of segments, the argument proceeds under two cases.

The first case is that p_1 is of the form $(v_i \rightarrow v_j).p_2$, where $v_i \rightarrow v_j$ is an edge in **main**, and v_j is the first vertex in the suffix path p_2 .

Since p_2 has at most n segments, the inductive hypothesis is applicable on the path $p_2.c.p_j$. The remainder of the argument is identical to the same inductive case in the proof of Theorem 4.

The second case is that p_1 is of the form $p_3.p_2$, where p_3 is an IVC call-return path (p_3 is the first segment of p_1), and p_2 is the remainder of p_1 . Since p_2 has at most n segments, the inductive hypothesis is applicable on the path $p_2.c.p_j$.

Let v_j be the end node of p_3 (i.e., a return-site node) and start node of p_2 as well. Let v_i be the start node of p_3 (i.e., the call-site node corresponding to v_j), and let F be the procedure that is called from v_i .

Let $p' = p_2.c.p_j$. By the inductive hypothesis, there exists a set of paths $Cover(p')$ in $sPaths(v_j)$ that cover p' . —(5)

Consider the following set of paths:

$$S_1 = \{p_3.p_i \mid p_i \in Cover(p')\}$$

By the inductive hypothesis, $demand(p_i) \leq demand(p')$ for each p_i in $Cover(p')$. Therefore, according to Lemma 1 (taking d in that lemma to be the zero vector), each path p_j in S_1 is such that $demand(p_j) \leq demand(p)$. Again by the inductive hypothesis, and by Lemma 2, the join of the path transfer procedures of the paths in S_1 dominate the path transfer procedure of p .

Therefore, S_1 covers p —(6)

Consider any path p_i in $Cover(p')$. Let c_1 be the call edge from v_i to en_F and r_1 be the corresponding return edge from ex_F to v_j . Consider the following sets:

$$T_{p_i} = \{p_j \mid p_j \in \text{COMPUTEENDTOEND}(F, demand(p_i)), demand(p_j, demand(p_i)) \leq demand(p_3, demand(p_i))\}$$

$$S_{p_i} = \{c_1.p_j.r_1.p_i \mid p_j \in T_{p_i}\}$$

From Theorem 3, it follows that the set T_{p_i} d -covers the path fragment from en_F to ex_F in p_3 , where $d = demand(p_i)$.

Therefore, from Theorem 3, Lemma 10 by taking p_0 to be p_i in Lemma 10, and Lemma 5, it follows that for every path $p_k \in S_{p_i}$,

$$demand(p_k) \leq demand(p_3.p_i) \quad \text{—(7)}$$

From Theorem 3, it also follows that the join of the path transfer procedures of the paths in T_{p_i} dominates the path transfer procedure of the path fragment from en_F to ex_F in p_3 . Therefore, by Lemma 6, the join of the path transfer procedures of the paths in S_{p_i} dominates the path transfer procedure of $p_3.p_i$.
 –(8)

From (7) and (8), it follows that the set S_{p_i} covers the path $p_3.p_i$. –(9)

p_i was generated by the algorithm (as per definition of $Cover(p')$). Thus, from lines 10-11 in the pseudocode of COMPUTEJOFP, it is clear that algorithm generates all paths in S_{p_i} . –(10)

Consider the following set:

$$S_2 = \bigcup_{p_i \in Cover(p')} S_{p_i}$$

From the definition of S_1 , from statement (6) and (9), from Lemma 7, and from the definition of S_2 , it follows that:

$$S_2 \text{ covers } p \quad \text{–(11)}$$

From Statement (10), it is clear that the algorithm generates every path in S_2 . From this, and from Statement (11) and from Lemma 8, we infer that when algorithm terminates, $sPaths(v_i)$ will contain a set of paths that cover p .

Hence proved.

Theorem 5. *If p is an interprocedurally valid path from a node v_i in **main** to a target node v such that v is in any procedure (including **main**), then when algorithm terminates, there exists a set of paths $Cover(p) \subseteq sPaths(v_i)$ such that $Cover(p)$ covers p .*

Proof: Based on the structure of p , there can be two possible cases.

First is when the target v is in **main**, and therefore the structure of p is that it starts from v_i in **main**, goes via vertices in **main**, enters procedures whose calls it encounters in **main** and returns to **main**, again goes via vertices in **main**, and so on, and then ends at v in **main**. In this case, the proof is similar to the proof of Lemma 12, by taking the interprocedurally valid path suffix $c.p_j$ to be empty, and the induction is on the number of segments in p .

The other case is when the structure of p is that it starts from vertex v_i in **main**, goes via vertices in **main**, enters procedures whose calls it encounters in **main** and returns to **main**, again goes via vertices in **main**, and so on, until it makes a final entry into a procedure F_i such that after this entry it eventually reaches the target vertex v (which may be in F_i or a transitive callee of F_i) without returning from F_i .

Therefore, p is of the form $p_1.c.p_2$, where p_2 is the suffix of p from the en_{F_i} to v (without returning from F_i), p_1 is a path from v_i to a call-site node in **main**, and c is a call-edge from this call-site node to en_{F_i} .

According to Theorem 4, taking v_1 to be en_{F_i} , when algorithm terminates, there exists a set of inter-procedurally valid paths $Cover(p_2)$ in $sPaths(en_{F_i})$ such that all these paths are from en_{F_i} to v , and the join of the path transfer procedures of these paths dominates $ptf(p_2)$. – (1)

Consider the following set of paths:

$$S_1 = \{p_1.c.p_j \mid p_j \in \text{Cover}(p_2)\}$$

From (1), and from Lemmas 1 and 2, it follows that S_1 covers p . — (2)

For any path p_j in $\text{Cover}(p_2)$, according to Lemma 12, when the algorithm terminates, a set of paths that cover $p_1.c.p_j$ exist in $sPaths(v_i)$. Therefore, it follows from the definition of S_1 that a set of paths exist in $sPaths(v_i)$ that cover S_1 .

The statement above, together with Statement (2) and Lemma 7, implies that a set of paths exist in $sPaths(v_i)$ that cover p .

Hence proved.

Proof of Theorem 2 Now we are ready to prove the soundness of the algorithm.

As proved in Theorem 5 any interprocedurally valid path p from *start* node to *target* node is covered by $\text{Cover}(p) \subseteq sPaths(\text{start})$. From Lemma 11, we know that all paths in $sPaths(\text{start})$ are interprocedurally valid. As the set of all feasible paths is subset of all possible paths, Theorem 5 holds for all feasible paths as well.

All feasible paths from *start* to v have a demand of $\bar{0}$ (else they have more receives than sends in some prefix of the path). Therefore, by the definition of covering, all paths in the set $\text{Cover}(p)$ will have a demand $\bar{0}$.

Let $S = \{p_i \mid p_i \in sPaths(\text{start}) \wedge \text{demand}(p) = \bar{0}\}$.

Clearly, $S \supseteq \text{Cover}(p)$, thus S covers p .

From Lines 25-26 in COMPUTEJOFP we have,

$$d = \bigsqcup_{p_i \in S} ptf(p_i)(d_0)$$

where d is the value returned by the algorithm. As S covers p , therefore

$$\bigsqcup_{p_i \in S} ptf(p_i) \supseteq ptf(p)$$

Hence, $d \supseteq ptf(p)(d_0)$, for any p .

As $d \supseteq ptf(p)(d_0)$ for any feasible p , and by the property $(a \supseteq b \wedge a \supseteq c) \Rightarrow (a \supseteq b \sqcup c)$, for the set of all feasible paths $P = \{p_1, p_2, \dots\}$ that begin at *start*, and end at v ,

$$d \supseteq ptf(p_1)(d_0) \sqcup ptf(p_2)(d_0) \sqcup \dots$$

By condensing the above inequation, we get

$$d \supseteq \bigsqcup_{\substack{p \text{ is a feasible, interprocedurally valid} \\ \text{path from start to target}}} (ptf(p))(d_0)$$

Hence proved.

Precision Our algorithm claims to compute the precise JOFP of multi-procedure VCFGs, *under the unordered channel abstraction*. That is, we do not include values due to paths which are infeasible under this abstraction, but may include values due to paths which are infeasible when the order of messages in the channel is maintained. The following theorem proves the precision of our algorithm.

Theorem 6 (Precision). *For any node target, let $d \in \mathcal{L}$ be the JOFP value computed by COMPUTEJOFP in algorithm for target, treating $d_0 \in \mathcal{L}$ as the initial value at the start node, and start as the initial node. Then,*

$$d = \bigsqcup_{\substack{p \text{ is a feasible, interprocedurally valid} \\ \text{path from start to target}}} (ptf(p))(d_0)$$

Proof: From the Soundness theorem for algorithm , we know that,

$$d \sqsupseteq \bigsqcup_{\substack{p \text{ is a feasible, interprocedurally valid} \\ \text{path from start to target}}} (ptf(p))(d_0)$$

We know that for any $p_i \in sPaths(start)$, where p_i has a demand of $\bar{0}$, p_i is a feasible path.

Therefore, the set $S = \{p_i \mid p_i \in sPaths(start) \wedge demand(p_i) = \bar{0}\}$ is a subset of the set of feasible paths reaching v . Also, we know from Lemma 11 that the all the paths in $sPaths(start)$ are interprocedurally valid. Thus,

$$\bigsqcup_{\substack{p \text{ is a feasible, interprocedurally valid} \\ \text{path from start to target}}} (ptf(p)) \sqsupseteq \bigsqcup_{p_i \in S} ptf(p_i) \quad - \quad (2)$$

According to Lines 17-18 of method COMPUTEJOFP in the algorithm ,

$$d = \bigsqcup_{p_i \in S} ptf(p_i)(d_0) \quad - \quad (3)$$

From (2) and (3), we have

$$\bigsqcup_{\substack{p \text{ is a feasible, interprocedurally valid} \\ \text{path from start to target}}} (ptf(p)) \sqsupseteq d \quad - \quad (4)$$

From (1) and (4), we can infer,

$$\bigsqcup_{\substack{p \text{ is a feasible, interprocedurally valid} \\ \text{path from start to target}}} (ptf(p)) = d \quad - \quad (4)$$

Hence proved.

Complexity Analysis of Backward DFAS Algorithm We present here the complexity derivation of the single procedure case in the Backward DFAS algorithm. The derivation additionally assumes that the transfer functions are right-distributive.

Let Q be the number of locations, K be the number of counters and let h be the height of the transfer function lattice. Wlog. we assume that each transition changes the value of any counter by at most 1. For this section we assume that the composition operator is distributive on the lattice of transfer functions.

Let π be a run from (p, \bar{u}) to (q, \bar{v}) , written $(p, \bar{u}) \xrightarrow{\pi} (q, \bar{v})$. We shall write f_π to denote the transfer function defined by composing those associated with the transitions along the run. We say that a set P of runs covers π , if for each $\rho \in P$, $(p, \bar{u}) \xrightarrow{\rho} (q, \bar{w})$ with $\bar{v} \leq \bar{w}$ and $f_\pi \leq \sqcup_{\rho \in P} f_\rho$. Note that this notion of covering is defined over runs and as we shall see it is related to the notion defined for paths earlier. We say that P strictly covers π if for each $\rho \in P$, the final configuration is identical to (q, \bar{v}) . We shall write f_P to denote the function $\sqcup_{\rho \in P} f_\rho$. The following are easy to see.

Fact 1: If the set of runs P covers (resp. strictly covers) π , and for each $\rho \in P$, the set P_ρ covers (resp. strictly covers) ρ then $\bigcup_{\rho \in P} P_\rho$ covers (resp. strictly covers) π .

Fact 2: Suppose P covers (resp. strictly covers) π from (p, \bar{u}) to (q, \bar{v}) . Suppose $(q, \bar{v}) \xrightarrow{\delta} (r, \bar{w})$. Then, $\{(p, \bar{u}) \xrightarrow{\rho} (q, \bar{v}) \xrightarrow{\delta} (r, \bar{w}) \mid \rho \in P\}$ strictly covers $(p, \bar{u}) \xrightarrow{\rho} (q, \bar{v}) \xrightarrow{\delta} (r, \bar{w})$.

We shall often write $\rho.\delta$ to refer to $(p, \bar{u}) \xrightarrow{\rho} (q, \bar{v}) \xrightarrow{\delta} (r, \bar{w})$.

Fact 3: If P_1 is a set of runs that strictly cover π_1 and suppose P_2 is a set of runs that cover π_2 . Then, $P_1.P_2$ covers $\pi_1.\pi_2$.

We write $\ell(P)$ for the maximum of the lengths of the runs in a finite set P . Let π be a run from (q, \bar{u}) to (t, \bar{v}) for some v . Then, we let $el(\pi)$ (*effective length*) to be

$$\text{Minimum } \{\ell(P) \mid P \text{ covers } \pi\}$$

First we consider the case when all configurations along the run are bounded by a value B , i.e., the value of each counter in each configuration along the run (including the initial and final configurations) is bounded by B . We say that such a run is B -bounded.

Lemma 13. *For a B -bounded run $(p, \bar{u}) \xrightarrow{\pi} (q, \bar{v})$, we have a finite set of runs P , with $\ell(P) \leq Q.(h+1).B^K$ that strictly covers π , where K is the number of counters.*

Proof. We prove this by induction on the length of π . If the length of π is less than $Q.(h+1).B^K$ then we may take $P = \{\pi\}$. Otherwise, since the number of B bounded configurations is bounded by $Q.B^K$, we may break up the run as:

$$(p, \bar{u}) \xrightarrow{\pi_0} (r, \bar{x}) \xrightarrow{\pi_1} (r, \bar{x}) \xrightarrow{\pi_2} \dots (r, \bar{x}) \xrightarrow{\pi_h} (r, \bar{x}) \xrightarrow{\pi'} (q, \bar{v})$$

where each π_i is non-empty. Now, consider the runs $\xi_0 = \pi_0$, $\xi_1 = \pi_0\pi_1$, \dots , $\xi_h = \pi_0\pi_1\dots\pi_h$. Then, the increasing sequence

$$f_{\xi_0} \sqsubseteq f_{\xi_0} \sqcup f_{\xi_1} \sqsubseteq f_{\xi_0} \sqcup f_{\xi_1} \sqcup f_{\xi_2} \dots \sqsubseteq f_{\xi_0} \sqcup f_{\xi_1} \sqcup \dots \sqcup f_{\xi_h}$$

has at most h distinct elements. Thus, there is an i such that $f_{\xi_0} \sqcup \dots \sqcup f_{\xi_i} = f_{\xi_0} \sqcup \dots \sqcup f_{\xi_i} \sqcup f_{\xi_{i+1}}$, that is $f_{\xi_{i+1}} \sqsubseteq f_{\xi_0} \sqcup \dots \sqcup f_{\xi_i}$. Hence, by distributivity of composition,

$$\begin{aligned} f_\pi &= f_{\xi_{i+1}}; f_{\pi_{i+2}\dots\pi_h\pi'} \sqsubseteq f_{\xi_0}; f_{\pi_{i+2}\dots\pi_h\pi'} \sqcup \dots \sqcup f_{\xi_i} f_{\pi_{i+2}\dots\pi_h\pi'} \\ &= f_{\xi_0\pi_{i+2}\dots\pi_h\pi'} \sqcup \dots \sqcup f_{\xi_i\pi_{i+2}\dots\pi_h\pi'} \end{aligned}$$

Consider the set of runs

$$P = \{\pi_0\pi_{i+2}\pi_{i+3}\dots\pi_h\pi', \pi_0\pi_1\pi_{i+2}\pi_{i+3}\dots\pi_h\pi', \dots, \pi_0\pi_1\dots\pi_i\pi_{i+2}\pi_{i+3}\dots\pi_h\pi', \dots, \pi_0\pi_1\dots\pi_i\pi_{i+2}\dots\pi_h\pi'\}$$

From the above calculation, P strictly covers π and further every run in P is strictly shorter than π . By the induction hypothesis, each ρ in this set P is strictly covered by a set of runs P_ρ containing only runs of length at most $Q.(h+1).B^K$. Thus, by Fact 1, $\bigcup_{\rho \in P} P_\rho$ is the desired strict covering set for π .

Following [5], for any $I \subseteq \{1, \dots, K\}$ a subset of the counters, we define \bar{u}^I to be the function which returns $\bar{u}(i)$ if $i \in I$ and 0 otherwise. For such an I and a system G , we define G^I to be the one obtained from G where each transition is modified to leave all counters outside I untouched and operate on counters from I as before. For any run π from (p, \bar{u}) to (q, \bar{v}) in G there is a corresponding run π^I from (p, \bar{u}^I) to (q, \bar{v}^I) constituting a valid run in G^I .

Let us fix a system G and a target location t . For any configuration s (i.e. s is of the form (p, \bar{u})), lattice function f , and $I \subseteq \{1, \dots, K\}$ we define $\text{dist}(I, f, s)$ as follows:

$$\text{dist}(I, f, s) = \text{Min}(\{0\} \cup \{\ell(\pi) \mid \exists \bar{v}. s \xrightarrow{\pi} (t, \bar{v}) \text{ in } G^I \text{ and } f \sqsubseteq f_\pi\})$$

For any $0 \leq k \leq K$, we set $g(k)$ to be $\sup\{\text{dist}(I, f, s) \mid |I| = k\}$. Thus, the function $g(k)$ provides an upper bound on the length of runs that suffice to cover any run from any configuration s to a configuration above $(t, \bar{0})$ in any system G^I with $|I| = k$. We now derive bounds on $g(k)$.

Lemma 14. *For any $k \in \{0, 1, \dots, K\}$,*

$$\begin{aligned} g(0) &\leq Q.(h+1) \\ g(k) &\leq Q.(h+1).(1+g(k-1))^k + 1 + g(k-1) \text{ if } k > 0 \end{aligned}$$

In particular, $g(k)$ is finite for all $0 \leq k \leq K$.

Proof. The proof follows an argument in the style of Rackoff ([47], [5]) and proceeds by induction on k .

For $k = 0$ the result follows directly from Lemma 13.

We examine the inductive case next. Let $|I| = k$. Suppose, for s, f , there is a run π from s to (t, \bar{v}) in G^I with $f \sqsubseteq f_\pi$. We consider two cases.

Case 1: Suppose every configuration in the run π is bounded in size by $B = g(k-1) + 1$. Then, by Lemma 13, there is a set of runs P in G^I such that $\ell(P)$ is bounded by $Q.(h+1).(g(k-1)+1)^k$ which covers π , i.e., $f_P \supseteq f_\pi \supseteq f$. This completes the proof in this case.

Case 2: Suppose there is a configuration in the run π where at least one of the counters in I exceeds $g(k-1) + 1$. Let one such counter be $i \in I$. Then the run π in G^I breaks up as: $s \xrightarrow{\pi_1} s' \xrightarrow{\delta} (q, \bar{w}) \xrightarrow{\pi_2} (t, \bar{v})$, where $s \xrightarrow{\pi_1} s'$ is $g(k-1) + 1$ bounded run, δ is a single transition and $\bar{w}(i) > g(k-1) + 1$.

Observe that taking J to be $I \setminus \{i\}$ we also get a run π_2^J from (q, \bar{w}^J) to (t, \bar{v}^J) . Further, by the definition of G^J and G^I , $f_{\pi_2} = f_{\pi_2^J}$. By the definition of $g(k-1)$, since $|J| = k-1$, we know that there is a collection of runs P_2 in G^J from (q, \bar{w}^J) that cover π_2^J such that $\ell(P_2) \leq g(k-1)$. For each run $\rho \in P_2$ let ρ^I be the *pseudo run* (possibly invalid, since positivity of counter i may not be guaranteed) induced by the same sequence of transitions in G^I . We claim ρ^I is actually a valid run in G^I . This is because, $w(i) \geq g(k-1) + 1$, the length of ρ^I is no more than $g(k-1)$ and each transition may decrease counter i by at most 1. By the definitions of G^I and G^J , $f_{\rho^I} = f_\rho$. Thus, the set of runs $P_2' = \{\rho^I \mid \rho \in P_2\}$ covers π_2 in G^I .

Further, by Lemma 13, we have a set of runs P_1 that strictly cover π_1 in G^I , and $\ell(P_1) \leq Q.(h+1).(g(k-1)+1)^k$. Thus, using Fact 2, $P_1.\delta$ strictly covers $\pi_1.\delta$ in G^I . Then using the above and Fact 3, $P_1.\delta.P_2'$ covers $\pi_1.\delta.\pi_2$ in G^I . The length of any run in this set is bounded by $Q.(h+1).(g(k-1)+1)^k + 1 + g(k-1)$ as required.

Lemma 15. *Let $g(k)$ be as defined above. Then*

$$g(k) \leq (Q.(h+1).2)^{(3k)!+1}$$

Proof.

We just follow the proof in [5]. The proof proceeds by induction on k . For $k = 0$, the result follows directly. In the inductive case:

$$\begin{aligned} f(k) &\leq Q.(h+1).(1+g(k-1))^k + 1 + g(k-1) && \text{By Lemma 14} \\ &\leq Q.(h+1).[(1+g(k-1))^k + (1+g(k-1))] \\ &\leq (Q.(h+1)(1+g(k-1)))^{k+1} \\ &\leq (Q.(h+1)(2.g(k-1)))^{k+1} \\ &\leq (Q.(h+1).2.g(k-1))^{k+1} \\ &\leq (Q.(h+1).2.(Q.(h+1).2)^{(3(k-1))!+1})^{k+1} \\ &\leq (Q.(h+1).2)^{(3(k-1))!+2)^{k+1} \\ &\leq (Q.(h+1).2)^{(3k)!+1} \end{aligned}$$

Let $\mathbf{L} = (Q.(h+1).2)^{(3K)!+1}$. From Lemma 14 and 15 we know that for any run π from any configuration $s = (p, \bar{u})$ to one with control state t can be covered by runs of length at most \mathbf{L} . This allows us restrict our analysis entirely to configurations bounded by \mathbf{L} .

Lemma 16. *Suppose $s = (p, \bar{u}) \xrightarrow{\pi} (t, \bar{v})$ be a run of length at most m . Let \bar{w} be such that $\bar{w}(i) = \min(\bar{u}(i), m)$. Then, there is a run $(p, \bar{u}') \xrightarrow{\pi'} (t, \bar{v}')$ where π' and π follow the same sequence of transitions, in particular, $f_\pi = f_{\pi'}$.*

Proof. Follows simply from the fact that the length of the run is bounded m and each transition may reduce the value of a counter by at most 1.

Lemma 17. *Let s be any configuration and t a location. Then,*

$$\begin{aligned} & \bigsqcup \{f_\pi \mid \exists s' \leq s. \exists \bar{v}. s' \xrightarrow{\pi} (t, \bar{v})\} \\ &= \bigsqcup \{f_\pi \mid \exists \bar{v}. s \xrightarrow{\pi} (t, \bar{v})\} \\ &= \bigsqcup \{f_\pi \mid \exists s' \leq s. \exists \bar{v}. s' \text{ is } \mathbf{L}\text{-bounded}, s' \xrightarrow{\pi} (t, \bar{v}), \text{ with } \ell(\pi) \leq \mathbf{L}\} \end{aligned}$$

Proof. That the second and third values are below (under \sqsubseteq) the first follows simply from the containment of the underlying sets on which the join is applied. Now, if $s' \leq s$ and $s' \xrightarrow{\pi} (t, \bar{v})$ then clearly there is a run $s \xrightarrow{\pi'} (t, \bar{w})$ following the same sequence of transitions (so that $f_\pi = f_{\pi'}$). This ensures that the first value is below (under \sqsubseteq) the second. If $s \xrightarrow{\pi} (t, \bar{v})$ then by Lemma 15 there is a covering set P for π with $\ell(P) \leq \mathbf{L}$. We then apply Lemma 16 to each element of P to conclude that the second value is below the third under \sqsubseteq , completing the proof the Lemma.

Consider Algorithm 1 and assume that the working set is maintained as a queue. Then, paths are extended in increasing order of length. We think of the algorithm as proceeding in rounds. Round i pertains to the segment when paths of lengths i are extended to paths of length $i+1$, added to the working list if required and placed in the appropriate bins i.e. $sPaths(q)$ for appropriate q .

Suppose $(q, \bar{u}) \xrightarrow{\pi} (target, \bar{v})$ is any run of length i . Let p be the path induced by the run π . Then, clearly p has length i and further $demand(p, \bar{0}) \leq \bar{u}$. The proof of correctness given earlier showed that there are paths $C_p \subseteq sPaths(q)$ at the end of round i that cover the path p (here cover refers to paths and is used in the sense defined in the main paper). Thus,

- Each path p' in C_p moves from control location q to $target$
- For each path p' in C_p , $demand(p', \bar{0}) \leq demand(p, \bar{0})$. Thus there is a run $(p, \bar{u}) \xrightarrow{\pi_{p'}} (target, \bar{w}_{p'})$ using the sequence of transitions p' . Let P be the collection of these runs.
- $f_p \sqsubseteq \bigsqcup_{p' \in C_p} f_{p'}$. But $f_p = f_\pi$ and for each $p' \in C_p$, $f_{p'} = f_{\pi_{p'}}$. Thus, $f_\pi = f_p \sqsubseteq \bigsqcup_{p' \in C_p} f_{p'} = \bigsqcup_{\pi_{p'} \in P} f_{\pi_{p'}}$.

For a configuration $s = (q, \bar{u})$ let Π_s^i be the set of paths in $sPaths(q)$ after the i th round whose demand is below \bar{u} under \leq . In other words, $\Pi_s^i = \{x \in sPaths(q) \mid (q, demand(x, \bar{0})) \leq (q, \bar{u})\}$ at the end of the i th round. Then, for any run of the form $s \xrightarrow{\pi} (target, \bar{v})$ inducing a path p $C_p \subseteq \Pi_s^i$ and thus have $f_\pi \sqsubseteq \bigsqcup_{p' \in \Pi_s^i} f_{p'}$.

Lemma 18. *For any configuration $s = (p, \bar{u})$*

$$\bigsqcup \{f_\pi \mid \exists \bar{v}. s \xrightarrow{\pi} (t, \bar{v})\} = \bigsqcup \{f_p \mid p \in \Pi_s^L\}$$

Proof. This follows from Lemma 17 and the fact that each run of length at most \mathbf{L} from s is subsumed by Π_s^L as shown above.

If $s = (q, \bar{0})$ then Π_s^L consists only of paths with demand $\bar{0}$. Thus, $JOP(q, target)$ is the join of the transfer functions defined by all the runs from $(q, \bar{0})$ to the target as required.

In addition note that the demands at the end of round i of Algorithm 1 are no more than i on each counter and thus no more than \mathbf{L} at the end of \mathbf{L} rounds.

Now we can complete the computation of the complexity of Algorithm 1. We first note that instead of maintaining a path p it suffices to maintain its demand vector along with the transfer function defined by the run. Since all our demand vectors are \mathbf{L} -bounded, the total number of demand vectors is no more than \mathbf{L}^K . In addition, in any stage of the algorithm, in any bin, for any demand vector \bar{v} at most h different copies exist (with different associated transfer functions). To see this suppose $(\bar{v}, f_1), \dots, (\bar{v}, f_{h+1})$ appear in some bin and suppose this is the order in which they were added. Then, as argued before, there is an i such that $f_{i+1} \sqsubseteq f_1 \sqcup f_2 \dots f_i$ contradicting the definition of Algorithm 1. Thus, at any point in the algorithm, there are at most Q bins, each of which contain at most $h \cdot \mathbf{L}^K$ demand vector - transfer function pairs. In each round, for each possible transition δ we consider at most $h \cdot \mathbf{L}^K$ possible candidates for extension (all drawn from the same bin). Thus each round considers $\Delta \cdot h \cdot \mathbf{L}^K$ candidates. For each such candidate the operations required are:

1. manipulating the demand vector by combining it with δ to determine the new demand. These vectors both consist of K values each of size \mathbf{L} (hence can be represented and manipulated using $\log(\mathbf{L})$ bits).
2. composing the transfer functions
3. checking if the composed transfer function is subsumed by the join of subset of functions selected from the same bin.

The first part uses time proportional to $K \cdot \log(\mathbf{L})$. Let us suppose that composing transfer functions take \mathbf{A} time. Selecting the desired subset in step three requires us to examine each element of the bin and compare with its demand vector. Thus, $h \cdot \mathbf{L}^K$ comparisons, each taking $K \cdot \log(\mathbf{L})$ steps is necessary. Assuming each join takes time \mathbf{B} time, we can carry out the resulting join in time $h \cdot \mathbf{L}^K \cdot \mathbf{B}$. Finally, we need to compare the resulting function with the candidate taking \mathbf{C} time. Thus, the time spent at each candidate is proportional to

$$O(K \cdot \log(\mathbf{L})) + \mathbf{A} + O(h \cdot \mathbf{L}^K \cdot K \cdot \log(\mathbf{L}) + h \cdot \mathbf{L}^K \cdot \mathbf{B} + \mathbf{C})$$

Thus, the time spent in each round i is bounded by

$$O(\Delta.h.\mathbf{L}^K.[K.log(\mathbf{L}) + \mathbf{A} + h.\mathbf{L}^K.K.log(\mathbf{L}) + h.\mathbf{L}^K.B + C])$$

where Δ is the total number of transitions. Finally, there are at most \mathbf{L} rounds and thus the over all complexity is bounded by

$$\Delta.h.\mathbf{L}^{K+1}.[K.log(\mathbf{L}) + \mathbf{A} + h.\mathbf{L}^K.K.log(\mathbf{L}) + h.\mathbf{L}^K.B + C])$$

which is

$$O(\Delta.h.\mathbf{L}^{K+1}[\mathbf{A} + h.\mathbf{L}^K.(K.log(\mathbf{L}) + B) + C])$$

where $\mathbf{L} = (Q.(h+1).2)^{(3K)+1}$. Thus, for a fixed function lattice where lattice operations take constant time, the complexity simplifies to

$$O(\Delta.h^2.\mathbf{L}^{2K+1}.K.log(\mathbf{L}))$$

8.3 Correctness Proof for Forward DFAS

We first present the important definitions required for the proof.

The complete lattice D that we for this purpose is defined as follows:

$$D \equiv D_{r,\kappa} \rightarrow \mathcal{L}$$

The ordering on this lattice is as follows: $(d_1 \in D) \sqsubseteq (d_2 \in D)$ iff $\forall c \in D_{r,\kappa}. d_1(c) \sqsubseteq_{\mathcal{L}} d_2(c)$.

To define the abstract transfer function we first define a ternary relation *boundedMove1* as follows. Any triple $(p, q, s) \in \text{boundedMove1}$ iff

$$\begin{aligned} (0 \leq p \leq \kappa) \wedge & \\ ((q \geq 0 \wedge p + q \leq \kappa \wedge s = p + q) \vee & \quad (a) \\ (q \geq 0 \wedge p + q > \kappa \wedge s = \kappa) \vee & \quad (b) \\ (q < 0 \wedge p = \kappa \wedge 0 \leq s \leq \kappa \wedge \kappa - s \leq -1 * q) \vee & \quad (c) \\ (q < 0 \wedge p < \kappa \wedge p + q \geq 0 \wedge s = p + q)) & \quad (d) \end{aligned}$$

We now define a relation *boundedMove* on vectors. A triple of vectors (c_1, c_2, c_3) belongs to relation *boundedMove* iff all three vectors are of the same size, and for each index i , $(c_1[i], c_2[i], c_3[i]) \in \text{boundedMove1}$.

The $D \rightarrow D$ transfer function for the VCFG edge $q_1 \xrightarrow{f,w} q_2$ is given as follows:

$$fun(l \in D) \equiv \lambda c_2 \in D_{r,\kappa}. \left(\bigsqcup_{c_1 \text{ such that } (c_1, w, c_2) \in \text{boundedMove}} f(l(c_1)) \right)$$

As we intend to prove the correctness by adopting the correctness proof technique of abstract interpretation to argue the soundness of our approach, we first present the “concrete ” lattice and transfer function. Let D_r be the

set of all vectors of size r of natural numbers. Consider the “concrete” lattice $D_c \equiv D_r \rightarrow \mathcal{L}$, and the following “concrete” transfer function for the VCFG edge $q_1 \xrightarrow{f,w} q_2$:

$$fun_conc(l \in D_c) \equiv \lambda c_2 \in D_r. \left(\bigsqcup_{c_1 \in D_r \text{ such that } c_1 + w = c_2} f(l(c_1)) \right)$$

We now prove that the function fun is a *consistent abstraction* of the function fun_conc . For that we define the following function γ

$$\gamma(l \in D) \equiv \lambda c \in D_r. l(min(c, \vec{\kappa}))$$

where $\vec{\kappa}$ is a vector of size r all of whose elements are equal to κ .

We need to prove that for any $d \in D$, $\gamma(fun(d)) \sqsupseteq fun_conc(\gamma(d))$. As discussed in the paper, this will be sufficient to prove the correctness.

Let d be any bounded queue configuration in $D_{r,\kappa}$, and let d_1 be any configuration in \mathbb{N}^r such that $min(d_1, \kappa)$ is equal to d . Let d_2 be the concrete successor of d_1 (if one exists) along the VCFG edge t . It is easy to see from the definitions of the transfer functions that to prove consistent abstraction, it is enough to prove that $(d, w, min(d_2, \vec{\kappa}))$ is in *boundedMove*, where w is the queuing vector of t .

To prove this, let us assume for simplicity that there is a single counter. Therefore, d , d_1 , d_2 , and w all are integers. Also, in this case $\vec{\kappa}$ can be written as κ itself. The generalization to multiple counters is easy, since the argument actually applies to each counter individually.

- Case ($w \geq 0$ and $d_1 + w \leq \kappa$): In this case, d_1 is $\leq \kappa$ and $d_2 = d_1 + w$. In this case, $d = d_1$, and $min(d_2, \kappa) = d_2$. Hence by definition, $(d, w, d_2) \in boundedMove$. Therefore, $(d, w, min(d_2, \kappa)) \in boundedMove$.
- Case ($w \geq 0$ and $d_1 + w > \kappa$): We have $d_2 = d_1 + w$. In this case, $(d, w, \kappa) \in boundedMove$. As $min(d_2, \kappa) = \kappa$, we have proved that $(d, w, min(d_2, \kappa)) \in boundedMove$.
- Case ($w < 0$ and $d_2 \geq \kappa$): Clearly, we have $d_1 \geq \kappa$. Therefore, $d = min(d_1, \kappa) = min(d_2, \kappa) = \kappa$, and $(\kappa, w, \kappa) \in Pre$. Therefore, $(d, w, min(d_2, \kappa)) \in boundedMove$.
- Case ($w < 0$ and $d_2 < \kappa$ and $d_1 \geq \kappa$): Since $d_2 = d_1 + w$, we have $\kappa - d_2 \leq -1 * w$. Also, $(\kappa, w, d_2) \in boundedMove$, and $d = min(d_1, \kappa) = \kappa$ and $min(d_2, \kappa) = d_2$. Therefore, $(d, w, min(d_2, \kappa)) \in boundedMove$.
- Otherwise ($w < 0$ and $d_1 < \kappa$ and $d_2 < \kappa$): In this case we have $(d_1, w, d_2) \in boundedMove$, and $min(d_2, \kappa) = d_2$ and $min(d_1, \kappa) = d_1$. Therefore, $(d, w, min(d_2, \kappa)) \in boundedMove$.

Hence Proved.

References

1. Abdulla, P.A., Bouajjani, A., Jonsson, B.: On-the-fly analysis of systems with unbounded, lossy fifo channels. In: International Conference on Computer Aided Verification. pp. 305–318. Springer (1998)
2. Abdulla, P.A., Cerans, K., Jonsson, B., Tsay, Y.K.: General decidability theorems for infinite-state systems. In: Proceedings 11th Annual IEEE Symposium on Logic in Computer Science. pp. 313–321. IEEE (1996)
3. Abdulla, P.A., Jonsson, B.: Verifying programs with unreliable channels. *information and computation* **127**(2), 91–101 (1996)
4. Bouajjani, A., Emmi, M.: Analysis of recursively parallel programs. In: ACM Sigplan Notices. vol. 47, pp. 203–214. ACM (2012)
5. Bozzelli, L., Ganty, P.: Complexity analysis of the backward coverability algorithm for vass. In: Int. Workshop on Reachability Problems. pp. 96–109. Springer (2011)
6. Brand, D., Zafiropulo, P.: On communicating finite-state machines. *Journal of the ACM (JACM)* **30**, 323–342 (1983)
7. Bronevetsky, G.: Communication-sensitive static dataflow for parallel message passing applications. In: 2009 International Symposium on Code Generation and Optimization. pp. 1–12. IEEE (2009)
8. Cai, X., Ogawa, M.: Well-structured pushdown systems. In: International Conference on Concurrency Theory. pp. 121–136. Springer (2013)
9. Chadha, R., Viswanathan, M.: Decidability results for well-structured transition systems with auxiliary storage. In: International Conference on Concurrency Theory. pp. 136–150. Springer (2007)
10. Clarke, E.M., Grumberg, O., Minea, M., Peled, D.: State space reduction using partial order techniques. *International Journal on Software Tools for Technology Transfer* **2**(3), 279–287 (1999)
11. Cousot, P., Cousot, R.: Abstract interpretation: a unified lattice model for static analysis of programs by construction or approximation of fixpoints. In: Proceedings of the 4th ACM SIGACT-SIGPLAN symposium on Principles of programming languages. pp. 238–252 (1977)
12. Deligiannis, P., Donaldson, A.F., Ketema, J., Lal, A., Thomson, P.: Asynchronous programming, analysis and testing with state machines. In: Proceedings of the 36th ACM SIGPLAN Conference on Programming Language Design and Implementation. pp. 154–164 (2015)
13. Delzanno, G., Raskin, J.F., Van Begin, L.: Towards the automated verification of multithreaded java programs. In: International Conference on Tools and Algorithms for the Construction and Analysis of Systems. pp. 173–187. Springer (2002)
14. Desai, A., Gupta, V., Jackson, E., Qadeer, S., Rajamani, S., Zufferey, D.: P: safe asynchronous event-driven programming. *ACM SIGPLAN Notices* **48**, 321–332 (2013)
15. Desai, A., Qadeer, S., Seshia, S.A.: Systematic testing of asynchronous reactive systems. In: Proceedings of the 2015 10th Joint Meeting on Foundations of Software Engineering. pp. 73–83 (2015)
16. Dolev, D., Klawe, M., Rodeh, M.: An $O(n \log n)$ unidirectional distributed algorithm for extrema finding in a circle. *Journal of Algorithms* **3**(3), 245–260 (1982)
17. Finkel, A., Schnoebelen, P.: Well-structured transition systems everywhere! *Theoretical Computer Science* **256**(1-2), 63–92 (2001)
18. Ganty, P., Majumdar, R., Rybalchenko, A.: Verifying liveness for asynchronous programs. In: ACM SIGPLAN Notices. vol. 44, pp. 102–113. ACM (2009)

19. Geeraerts, G., Heußner, A., Raskin, J.F.: On the verification of concurrent, asynchronous programs with waiting queues. *ACM Transactions on Embedded Computing Systems (TECS)* **14**, 58 (2015)
20. Geeraerts, G., Raskin, J.F., Van Begin, L.: Expand, enlarge and check: New algorithms for the coverability problem of wsts. *Journal of Computer and system Sciences* **72**(1), 180–203 (2006)
21. v. Gleissenthall, K., Kıcı, R.G., Bakst, A., Stefan, D., Jhala, R.: Pretend synchrony: synchronous verification of asynchronous distributed programs. *Proceedings of the ACM on Programming Languages* **3**(POPL), 1–30 (2019)
22. Guo, H., Wu, M., Zhou, L., Hu, G., Yang, J., Zhang, L.: Practical software model checking via dynamic interface reduction. In: *Proceedings of the Twenty-Third ACM Symposium on Operating Systems Principles*. pp. 265–278 (2011)
23. Hawblitzel, C., Howell, J., Kapritsos, M., Lorch, J.R., Parno, B., Roberts, M.L., Setty, S., Zill, B.: Ironfleet: proving practical distributed systems correct. In: *Proceedings of the 25th Symposium on Operating Systems Principles*. pp. 1–17 (2015)
24. Holzmann, G.J.: The model checker spin. *IEEE Transactions on software engineering* **23**(5), 279–295 (1997)
25. Holzmann, G.J.: *The SPIN model checker: Primer and reference manual*, vol. 1003. Addison-Wesley Reading (2004)
26. Hopcroft, J., Pansiot, J.J.: On the reachability problem for 5-dimensional vector addition systems. *Theoretical Computer Science* **8**, 135–159 (1979)
27. Jensen, S.H., Madsen, M., Møller, A.: Modeling the html dom and browser api in static analysis of javascript web applications. In: *Proceedings of the 19th ACM SIGSOFT symposium and the 13th European conference on Foundations of software engineering*. pp. 59–69. ACM (2011)
28. Jhala, R., Majumdar, R.: Interprocedural analysis of asynchronous programs. In: *ACM SIGPLAN Notices*. vol. 42, pp. 339–350. ACM (2007)
29. Kam, J.B., Ullman, J.D.: Monotone data flow analysis frameworks. *Acta informatica* **7**, 305–317 (1977)
30. Karp, R.M., Miller, R.E.: Parallel program schemata. *Journal of Computer and system Sciences* **3**, 147–195 (1969)
31. Kildall, G.A.: A unified approach to global program optimization. In: *Proceedings of the 1st annual ACM SIGACT-SIGPLAN symposium on Principles of programming languages*. pp. 194–206. ACM (1973)
32. Kochems, J., Ong, C.H.L.: Safety verification of asynchronous pushdown systems with shaped stacks. In: *International Conference on Concurrency Theory*. pp. 288–302. Springer (2013)
33. Kosaraju, S.R.: Decidability of reachability in vector addition systems. In: *STOC*. vol. 82, pp. 267–281. ACM (1982)
34. Lambert, J.L.: A structure to decide reachability in petri nets. *Theoretical Computer Science* **99**, 79–104 (1992)
35. Lange, J., Ng, N., Toninho, B., Yoshida, N.: Fencing off go: Liveness and safety for channel-based programming. *ACM SIGPLAN Notices* **52**(1), 748–761 (2017)
36. Lange, J., Ng, N., Toninho, B., Yoshida, N.: A static verification framework for message passing in go using behavioural types. In: *Proceedings of the 40th International Conference on Software Engineering*. pp. 1137–1148 (2018)
37. Lautenbach, K., Schmid, H.: Use of petri nets for proving correctness of concurrent process systems. *Proceedings of IFIP Congress* pp. 187–191 (1974)
38. Lauterburg, S., Karmani, R.K., Marinov, D., Agha, G.: Basset: A tool for systematic testing of actor programs (Jul 2019), <https://github.com/SoftwareEngineeringToolDemos/FSE-2010-Basset>

39. Leroux, J., Praveen, M., Sutre, G.: Hyper-ackermannian bounds for pushdown vector addition systems. In: Proceedings of the Joint Meeting of the Twenty-Third EACSL Annual Conference on Computer Science Logic (CSL) and the Twenty-Ninth Annual ACM/IEEE Symposium on Logic in Computer Science (LICS). p. 63. ACM (2014)
40. Lynch, N.A.: Distributed algorithms. Elsevier (1996)
41. Madsen, M., Tip, F., Lhoták, O.: Static analysis of event-driven node.js javascript applications. In: ACM SIGPLAN Notices. vol. 50, pp. 505–519. ACM (2015)
42. Mayr, E.W., Meyer, A.R.: The complexity of the finite containment problem for petri nets. *Journal of the ACM (JACM)* **28**, 561–576 (1981)
43. Miné, A.: The octagon abstract domain. *Higher-order and symbolic computation* **19**, 31–100 (2006)
44. Mishra, A., Kanade, A., Srikant, Y.: Asynchrony-aware static analysis of android applications. In: 2016 ACM/IEEE International Conference on Formal Methods and Models for System Design (MEMOCODE). pp. 163–172. IEEE (2016)
45. Müller-Olm, M., Seidl, H.: Precise interprocedural analysis through linear algebra. In: ACM SIGPLAN Notices. vol. 39, pp. 330–341. ACM (2004)
46. Padon, O., McMillan, K.L., Panda, A., Sagiv, M., Shoham, S.: Ivy: safety verification by interactive generalization. In: Proceedings of the 37th ACM SIGPLAN Conference on Programming Language Design and Implementation. pp. 614–630 (2016)
47. Rackoff, C.: The covering and boundedness problems for vector addition systems. *Theoretical Computer Science* **6**, 223–231 (1978)
48. Reisig, W.: Petri nets: an introduction, vol. 4. Springer Science & Business Media (2012)
49. Reps, T., Horwitz, S., Sagiv, M.: Precise interprocedural dataflow analysis via graph reachability. In: Proceedings of the 22nd ACM SIGPLAN-SIGACT symposium on Principles of programming languages. pp. 49–61. ACM (1995)
50. Sagiv, M., Reps, T., Horwitz, S.: Precise interprocedural dataflow analysis with applications to constant propagation. *Theoretical Computer Science* **167**, 131–170 (1996)
51. Scalas, A., Yoshida, N., Benussi, E.: Verifying message-passing programs with dependent behavioural types. In: Proceedings of the 40th ACM SIGPLAN Conference on Programming Language Design and Implementation. pp. 502–516 (2019)
52. Sen, K., Agha, G.: Automated systematic testing of open distributed programs. In: International Conference on Fundamental Approaches to Software Engineering. pp. 339–356. Springer (2006)
53. Sen, K., Viswanathan, M.: Model checking multithreaded programs with asynchronous atomic methods. In: International Conference on Computer Aided Verification. pp. 300–314. Springer (2006)
54. Sharir, M., Pnueli, A.: Two approaches to interprocedural data flow analysis. In: Muchnick, S.S., Jones, N.D. (eds.) *Program Flow Analysis: Theory and Application*. Prentice Hall Professional Technical Reference (1981)
55. Stiévenart, Q., Nicolay, J., De Meuter, W., De Roover, C.: Mailbox abstractions for static analysis of actor programs. In: 31st European Conference on Object-Oriented Programming (ECOOP 2017). Schloss Dagstuhl-Leibniz-Zentrum fuer Informatik (2017)
56. Torre, S.L., Madhusudan, P., Parlato, G.: Context-bounded analysis of concurrent queue systems. In: TACAS (2008)

57. Wilcox, J.R., Woos, D., Panchekha, P., Tatlock, Z., Wang, X., Ernst, M.D., Anderson, T.: Verdi: a framework for implementing and formally verifying distributed systems. In: Proceedings of the 36th ACM SIGPLAN Conference on Programming Language Design and Implementation. pp. 357–368 (2015)
58. Yang, J., Chen, T., Wu, M., Xu, Z., Liu, X., Lin, H., Yang, M., Long, F., Zhang, L., Zhou, L.: Modist: Transparent model checking of unmodified distributed systems. Proceedings of the Symposium on Networked Systems Design and Implementation (2009)
59. Yee, M.H., Badouraly, A., Lhoták, O., Tip, F., Vitek, J.: Precise dataflow analysis of event-driven applications. arXiv preprint arXiv:1910.12935 (2019)

Open Access This chapter is licensed under the terms of the Creative Commons Attribution 4.0 International License (<http://creativecommons.org/licenses/by/4.0/>), which permits use, sharing, adaptation, distribution and reproduction in any medium or format, as long as you give appropriate credit to the original author(s) and the source, provide a link to the Creative Commons license and indicate if changes were made.

The images or other third party material in this chapter are included in the chapter's Creative Commons license, unless indicated otherwise in a credit line to the material. If material is not included in the chapter's Creative Commons license and your intended use is not permitted by statutory regulation or exceeds the permitted use, you will need to obtain permission directly from the copyright holder.

