

Linear Regression with Distributed Learning: A Generalization Error Perspective

Martin Hellkvist, Ayça Özçelikkale, Anders Ahlén
 Dept. of Electrical Engineering, Uppsala University, Sweden
 {Martin.Hellkvist, Ayca.Ozcelikkale, Anders.Ahlen}@angstrom.uu.se

Abstract—Distributed learning provides an attractive framework for scaling the learning task by sharing the computational load over multiple nodes in a network. Here, we investigate the performance of distributed learning for large-scale linear regression where the model parameters, i.e., the unknowns, are distributed over the network. We adopt a statistical learning approach. In contrast to works that focus on the performance on the training data, we focus on the generalization error, i.e., the performance on unseen data. We provide high-probability bounds on the generalization error for both isotropic and correlated Gaussian data as well as sub-gaussian data. These results reveal the dependence of the generalization performance on the partitioning of the model over the network. In particular, our results show that the generalization error of the distributed solution can be substantially higher than that of the centralized solution even when the error on the training data is at the same level for both the centralized and distributed approaches. Our numerical results illustrate the performance with both real-world image data as well as synthetic data.

Index Terms—Distributed estimation, distributed optimization, supervised learning, generalization error, networked systems.

I. INTRODUCTION

Distributed learning provides a framework for sharing the computational burden of large-scale learning tasks over multiple nodes while addressing growing concerns related to security and data privacy [1], [2]. Accordingly, the field of distributed learning is progressing rapidly due to the increasing need and interest from both industry and academia, with applications ranging from edge computing [3], [4] to large-scale machine learning [5]–[7]. In this article, we consider distributed learning from the point of view of generalization error and contribute to the field by highlighting and characterizing potential pitfalls, and providing guidelines for best practice.

In particular, we consider the statistical learning problem where a set of training data $\{(y_i, \mathbf{a}_i)\}_{i=1}^n$ from a certain distribution is used to train a model, i.e., estimate parameters in a specified model structure, so that it correctly predicts the output $y_i \in \mathbb{R}$ given the corresponding input $\mathbf{a}_i \in \mathbb{R}^{p \times 1}$. The performance of the trained model is often measured by its *training error*, i.e., the error that the model makes over the training data, and more importantly its *generalization error*, i.e., the error that the model makes when estimating y using \mathbf{a} when a new pair (y, \mathbf{a}) comes from the same distribution as the training data. The generalization error is

an inherent part of statistical learning frameworks, where it is innately embedded in the expected error values, and the expectation is taken with respect to the signal model. The generalization error has been thoroughly studied for different centralized approaches, for instance in minimum mean-square error estimation frameworks [8]. Recently, the dependence of the generalization error on the number of model parameters and the training sample size has been investigated for a range of models, such as neural networks and decision trees, and the “double descent” risk curve has been proposed [9]. The generalization error associated with the least-squares estimate under isotropic Gaussian data and Fourier features with partial models [10], [11] as well as the effect of regularization under data correlation [12], have been presented. These works emphasize trade-offs between model complexity and training sample size in a centralized learning setting, particularly in overparametrized scenarios.

The growing need for distributed learning methods has led to development of several methods, e.g., the alternating direction method of multipliers [13] and the quantized stochastic gradient descent [14]. Accordingly, different aspects of distributed learning methods have been explored, including privacy protecting methods [2], time-varying constraints [15], adaptive network architectures [16], and communication efficient methods, including novel metrics for communication efficiency [17]. Trade-offs between computation and communication [18] has been explored as well. In the case of generalization error, a significant part of the existing work for distributed learning is performed under the mean-square error estimation framework, including Kalman filtering [19], [20], least-mean squares [21], [22] and the affine projection algorithm [23]. A characterization of the generalization error in the case of linear discriminant analysis is presented [24]. The average behaviour of the generalization error for regression is presented in [25] under isotropic Gaussian data.

Despite this vast interest in distributed learning, this line of work typically assumes that it is the sensor readings that are distributed over the network [22] in contrast to the scenario where the model unknowns are distributed over the network [20], [26]. We address this gap by providing high probability bounds on the generalization error in a distributed linear regression problem under a broad family of training data distributions. This setting with distributed unknowns is particularly suited to the problems with large number of unknowns [18], [27], such as neural networks [27].

We consider the influential distributed learning algorithm

M. Hellkvist and A. Özçelikkale acknowledges the support from Swedish Research Council under grant 2015-04011.

CoCoA [18], developed from its predecessors CoCoA-v1 [28] and CoCoA⁺ [29]. CoCoA allows the nodes to use any local solver of their choice for their local subproblems, hence enabling the usage of solvers with variable accuracy and a flexible trade-off between computation and communication [18]. We focus on the generalization error of CoCoA for the linear regression problem under different data partitioning schemes over the nodes. Due to the success of overparameterized models [30], we pay special attention to that setting, i.e., when the number of unknowns is greater than the number of observations in the training data.

In this article, we show that the generalization error depends heavily on the partitioning of the model parameters among the nodes. In particular, we have the following main contributions: We provide bounds on the generalization error that hold with high probability for both isotropic Gaussian as well as correlated Gaussian data. Furthermore, for block-correlated and underparameterized local problems with general covariance structure, we generalize these results to sub-gaussian data, which include the Bernoulli and uniform distributions as special cases. For the isotropic Gaussian case, we compare these probabilistic results with the analytical results on the average behaviour [25]. Our numerical results illustrate the generalization error performance with both synthetic data from these distributions and real-world image data [31].

Our results highlight a typically overlooked relationship between the training and generalization error in distributed learning. These findings illustrate that distributed learning schemes can significantly amplify the gap between the training error and the generalization error. More precisely, a distributed solution with a training error that is on the same level as that of the centralized solution is not guaranteed to have a generalization error that is as low as that of the centralized solution.

The rest of the paper is organized as follows: Section II and Section III present the problem formulation and the distributed solution approach, respectively. Section IV provides preliminary results on the generalization error. In Section V, VI and VII, we present the results for the isotropic Gaussian, correlated Gaussian, and the sub-gaussian settings, respectively. The numerical results are presented in Section VIII. We present further discussions of our results in Section IX and conclude the article in Section X.

Notation: We denote the Moore-Penrose pseudoinverse and the transpose of a matrix \mathbf{A} as \mathbf{A}^+ and \mathbf{A}^T , respectively. The $p \times p$ identity matrix is denoted as \mathbf{I}_p . The positive semi-definite (p.s.d.) partial ordering for real symmetric matrices is denoted by \succeq . We use $\|\cdot\|$ to denote either the spectral norm or the Euclidean norm, depending on whether the argument is matrix- or vector valued. Throughout the paper, we often partition vectors by blocks of their entries, and matrices either by their blocks of columns or rows. For instance, the column-wise partitioning of a matrix $\mathbf{A} \in \mathbb{R}^{n \times p}$ into K blocks is given by $\mathbf{A} = [\mathbf{A}_1, \dots, \mathbf{A}_K]$, with $\mathbf{A}_k \in \mathbb{R}^{n \times p_k}$. The row-wise partitioning of a vector $\mathbf{x} \in \mathbb{R}^{p \times 1}$ into K blocks $\mathbf{x}_k \in \mathbb{R}^{p_k \times 1}$ is given by $\mathbf{x} = [\mathbf{x}_1; \dots; \mathbf{x}_K]$, where the semicolon denotes row-wise separation. We use $\sigma_{\max}(\cdot)$, $\sigma_{\min}(\cdot)$ to denote the largest and smallest singular values of a matrix, and $\lambda_{\max}(\cdot)$,

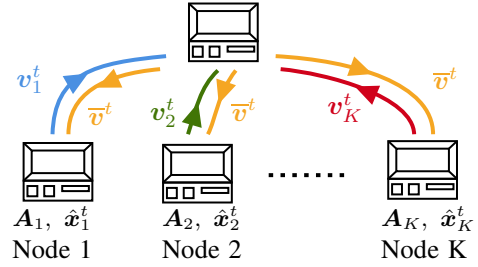


Fig. 1: Distributed learning with CoCoA.

$\lambda_{\min}(\cdot)$ to denote the largest and smallest eigenvalues. The notation $(\cdot)_+$ is used as a short-hand for $\max\{0, \cdot\}$. In expressions such as $(\cdot)_+^2$, the max function takes precedence over the square, i.e., $(\cdot)_+^2 = ((\cdot)_+)^2$.

II. PROBLEM STATEMENT

We focus on the linear model

$$y_i = \mathbf{a}_i^T \mathbf{x} + w_i, \quad (1)$$

where $y_i \in \mathbb{R}$ is the i^{th} observation, $\mathbf{a}_i \in \mathbb{R}^{p \times 1}$ is the i^{th} regressor, $w_i \in \mathbb{R}$ is the corresponding unknown disturbance, and $\mathbf{x} \in \mathbb{R}^{p \times 1}$ is the vector of unknown model parameters. We consider the problem of estimating \mathbf{x} given n pairs of observations and regressors, i.e., the training dataset $\{(y_i, \mathbf{a}_i)\}_{i=1}^n$ by minimizing the following regularized cost function:

$$\min_{\mathbf{x} \in \mathbb{R}^{p \times 1}} \frac{1}{2} \|\mathbf{y} - \mathbf{A}\mathbf{x}\|^2 + \frac{\lambda}{2} \|\mathbf{x}\|^2, \quad (2)$$

where $\mathbf{A} \in \mathbb{R}^{n \times p}$ is the regressor matrix whose i^{th} row is given by $\mathbf{a}_i^T \in \mathbb{R}^{1 \times p}$, $\mathbf{y} \in \mathbb{R}^{n \times 1}$ is the vector of observations y_i , and $\lambda \geq 0$ is a regularization parameter.

We consider the setting where the regressors \mathbf{a}_i^T are zero-mean independent and identically distributed (i.i.d.) random vectors with a given distribution $\mathcal{D}(\Sigma)$ with the covariance matrix $\Sigma = \mathbb{E}_{\mathbf{a}_i}[\mathbf{a}_i \mathbf{a}_i^T] \in \mathbb{R}^{p \times p}$. Under this regressor model, we investigate the generalization error of the solution to (2) found by the distributed solver CoCoA [18]. We first focus on the case with $\lambda = 0$, $w_i = 0$. In particular, we derive bounds showing how the generalization error depends on the partitioning of the model unknowns over the network. We later illustrate that the same behaviour can be seen even when $\lambda \neq 0$ or $w_i \neq 0$; and also with real world data. In the remainder of this section, we define the generalization error. We provide details for CoCoA in Section III.

Let $w_i = 0, \forall i$, and let $\hat{\mathbf{x}}$ be an estimate of \mathbf{x} found using a given set of training data $\{(y_i, \mathbf{a}_i)\}_{i=1}^n$, where $\mathbf{a}_i \sim \mathcal{D}(\Sigma)$ and $y_i = \mathbf{a}_i^T \mathbf{x}$. Let (y, \mathbf{a}) be a new input-output pair with $\mathbf{a} \sim \mathcal{D}(\Sigma)$ and $y = \mathbf{a}^T \mathbf{x}$. Then, the generalization error is given by

$$\kappa(\hat{\mathbf{x}}) = \mathbb{E}_{\mathbf{a}}[(y - \mathbf{a}^T \hat{\mathbf{x}})^2] \quad (3)$$

$$= \mathbb{E}_{\mathbf{a}}[(\mathbf{a}^T \mathbf{x} - \mathbf{a}^T \hat{\mathbf{x}})^2] \quad (4)$$

$$= (\mathbf{x} - \hat{\mathbf{x}})^T \mathbb{E}_{\mathbf{a}}[\mathbf{a} \mathbf{a}^T] (\mathbf{x} - \hat{\mathbf{x}}) \quad (5)$$

$$= (\mathbf{x} - \hat{\mathbf{x}})^T \Sigma (\mathbf{x} - \hat{\mathbf{x}}), \quad (6)$$

where we have used that the vectors \mathbf{a} and \mathbf{a}_i are statistically independent, and the notation $\mathbb{E}_{\mathbf{a}}[\cdot]$ is used to emphasize that the expectation is over \mathbf{a} . We are interested in the

Algorithm 1: Implementation of CoCoA [18] for (2).

1 **Input:** Data matrix \mathbf{A} distributed column-wise according to partitioning $\{p_1, \dots, p_K\}$. Vector of observations \mathbf{y} . Regularization parameter λ .
2 **Initialize:** $\hat{\mathbf{x}}^0 = \mathbf{0} \in \mathbb{R}^{p \times 1}$, $\mathbf{v}_k^0 = \mathbf{0} \in \mathbb{R}^{p_k \times 1} \forall k$.
3 **for** $t = 0, 1, \dots, T$ **do**
4 $\bar{\mathbf{v}}^t = \frac{1}{K} \sum_{k=1}^K \mathbf{v}_k^t$
5 **for** $k \in \{1, 2, \dots, K\}$ **do**
6 $\mathbf{c}_k^t = \lambda \hat{\mathbf{x}}_k^t - \mathbf{A}_k^T (\mathbf{y} - \bar{\mathbf{v}}^t)$
7 $\Delta \mathbf{x}_k^t = -(K \mathbf{A}_k^T \mathbf{A}_k + \lambda \mathbf{I}_{p_k})^+ \mathbf{c}_k^t$
8 $\hat{\mathbf{x}}_k^{t+1} = \hat{\mathbf{x}}_k^t + \Delta \mathbf{x}_k^t$
9 $\mathbf{v}_k^{t+1} = \bar{\mathbf{v}}^t + K \mathbf{A}_k \Delta \mathbf{x}_k^t$

behaviour of the generalization error $\kappa(\hat{\mathbf{x}}) \in \mathbb{R}$ with respect to the distribution of the training data, i.e., \mathbf{A} , and the partitioning of the data over the nodes.

In the centralized case, one solution to (2) is found as

$$\hat{\mathbf{x}}_C = (\mathbf{A}^T \mathbf{A} + \lambda \mathbf{I}_p)^+ \mathbf{A}^T \mathbf{y}. \quad (7)$$

In general, with $\lambda = 0$, there can exist multiple solutions to (2). With the Moore-Penrose pseudoinverse, the solution with the minimum Euclidean norm is obtained.

III. DISTRIBUTED SOLUTION APPROACH

We now discuss how to obtain a solution $\hat{\mathbf{x}}$ for (2) using the distributed solution approach CoCoA [18], see Figure 1 and Algorithm 1. Here, mutually exclusive subsets of the p unknown parameters in \mathbf{x} and the associated subset of columns in $\mathbf{A} \in \mathbb{R}^{n \times p}$ are distributed over K nodes, $K \leq p$. Hence, node k governs the learning of p_k variables, denoted by $\mathbf{x}_k \in \mathbb{R}^{p_k \times 1}$, where $\sum_{k=1}^K p_k = p$. We denote the part of \mathbf{A} available at node k as $\mathbf{A}_k \in \mathbb{R}^{n \times p_k}$. All nodes have access to the vector of observations $\mathbf{y} \in \mathbb{R}^{n \times 1}$. Using this partitioning, under $w_i = 0, \forall i$, \mathbf{y} can be expressed as

$$\mathbf{y} = \mathbf{A}\mathbf{x} = [\mathbf{A}_1, \dots, \mathbf{A}_K] \begin{bmatrix} \mathbf{x}_1 \\ \vdots \\ \mathbf{x}_K \end{bmatrix} = \sum_{k=1}^K \mathbf{A}_k \mathbf{x}_k, \quad (8)$$

Note that the submatrices \mathbf{A}_k 's and the observation vector \mathbf{y} are fixed over all iterations.

Node k forms an estimate of \mathbf{x}_k using \mathbf{y} , \mathbf{A}_k and a centrally computed variable $\bar{\mathbf{v}}^t \in \mathbb{R}^{n \times 1}$. Let $\hat{\mathbf{x}}_k^t \in \mathbb{R}^{p_k \times 1}$ denote the estimate of \mathbf{x}_k at node k . Accordingly, let $\hat{\mathbf{x}}^t = [\hat{\mathbf{x}}_1^t; \dots; \hat{\mathbf{x}}_K^t] \in \mathbb{R}^{p \times 1}$ denote the estimate of \mathbf{x} at iteration t . At iteration t , node k receives the centrally computed variable $\bar{\mathbf{v}}^t$, which it uses to compute $\Delta \mathbf{x}_k^t \in \mathbb{R}^{p_k \times 1}$ (Line 6-7, Alg. 1), i.e., the update for $\hat{\mathbf{x}}_k^t$ (Line 8). The node keeps track of its contribution for estimating \mathbf{y} , by computing the local estimate $\mathbf{v}_k^{t+1} \in \mathbb{R}^{n \times 1}$ using $\bar{\mathbf{v}}^t$ and $\Delta \mathbf{x}_k^t$ (Line 9). Then, the variable \mathbf{v}_k^{t+1} is sent to a central node to create $\bar{\mathbf{v}}^{t+1}$ (Line 4).

We now explain how node k finds the update $\Delta \mathbf{x}_k^t$. To find $\Delta \mathbf{x}_k^t$, CoCoA solves the following minimization problem at each node [18]:

$$\min_{\Delta \mathbf{x}_k^t} \nabla_{\bar{\mathbf{v}}^t} f(\bar{\mathbf{v}}^t)^T \mathbf{A}_k \Delta \mathbf{x}_k^t + \frac{\sigma'}{2\tau} \|\mathbf{A}_k \Delta \mathbf{x}_k^t\|^2 + \frac{\lambda}{2} \|\hat{\mathbf{x}}_k^t + \Delta \mathbf{x}_k^t\|^2, \quad (9)$$

where $f(\bar{\mathbf{v}}^t) = \frac{1}{2} \|\mathbf{y} - \bar{\mathbf{v}}^t\|^2$. Note that $\bar{\mathbf{v}}^t = \mathbf{A}\hat{\mathbf{x}}^t$ by Algorithm 1.

The smoothness parameter for $f(\cdot)$ is $\tau = 1$ [18]. We set $\sigma' = K$ since it is considered a safe choice [18]. Only keeping the terms that depend on $\Delta \mathbf{x}_k^t$ reveals that (9) can be equivalently solved by

$$\min_{\Delta \mathbf{x}_k^t} (\Delta \mathbf{x}_k^t)^T \left(\frac{K}{2} \mathbf{A}_k^T \mathbf{A}_k + \frac{\lambda}{2} \mathbf{I}_{p_k} \right) \Delta \mathbf{x}_k^t + (\lambda \hat{\mathbf{x}}_k^t - \mathbf{A}_k^T (\mathbf{y} - \bar{\mathbf{v}}^t))^T \Delta \mathbf{x}_k^t. \quad (10)$$

Taking the derivative with respect to $\Delta \mathbf{x}_k^t$ and setting it to zero, we obtain

$$(K \mathbf{A}_k^T \mathbf{A}_k + \lambda \mathbf{I}_{p_k}) \Delta \mathbf{x}_k^t = -(\lambda \hat{\mathbf{x}}_k^t - \mathbf{A}_k^T (\mathbf{y} - \bar{\mathbf{v}}^t)). \quad (11)$$

With $\lambda = 0$, the existence of a matrix inverse is not guaranteed, in general. Hence, the local solvers use Moore-Penrose pseudoinverse to solve (11) to obtain

$$\Delta \mathbf{x}_k^t = -(K \mathbf{A}_k^T \mathbf{A}_k + \lambda \mathbf{I}_{p_k})^+ (\lambda \hat{\mathbf{x}}_k^t - \mathbf{A}_k^T (\mathbf{y} - \bar{\mathbf{v}}^t)). \quad (12)$$

The resulting algorithm for estimating \mathbf{x} iteratively is presented in Algorithm 1.

IV. GENERALIZATION ERROR WITH CoCoA

We're interested in the behaviour of the generalization error in (6) with respect to different partitioning schemes $\{p_1, \dots, p_K\}$, as well as different distributions of the data. We focus on the case with $\lambda = 0$ and $w_i = 0, \forall i$. As shown in Lemma 1 of [25], the iterations of Algorithm 1 are:

$$\hat{\mathbf{x}}^{t+1} = \mathbf{B}\hat{\mathbf{x}}^t + \frac{1}{K} \bar{\mathbf{A}}\mathbf{y}, \quad (13)$$

where $\mathbf{B} \in \mathbb{R}^{p \times p}$ and $\bar{\mathbf{A}} \in \mathbb{R}^{p \times n}$ are given by

$$\mathbf{B} = (\mathbf{I}_p - \frac{1}{K} \bar{\mathbf{A}}\mathbf{A}), \quad (14)$$

and

$$\bar{\mathbf{A}} = \begin{bmatrix} \mathbf{A}_1^+ \\ \mathbf{A}_2^+ \\ \vdots \\ \mathbf{A}_K^+ \end{bmatrix}. \quad (15)$$

Using (13)-(14) and $\mathbf{y} = \mathbf{A}\mathbf{x}$, the error vector $\tilde{\mathbf{x}}^t = \mathbf{x} - \hat{\mathbf{x}}^t$ can be expressed as

$$\tilde{\mathbf{x}}^t = \mathbf{x} - \mathbf{B}\hat{\mathbf{x}}^{t-1} - \frac{1}{K} \bar{\mathbf{A}}\mathbf{A}\mathbf{x} \quad (16)$$

$$= (\mathbf{I}_p - \frac{1}{K} \bar{\mathbf{A}}\mathbf{A}) \mathbf{x} - \mathbf{B}\hat{\mathbf{x}}^{t-1} = \mathbf{B}\tilde{\mathbf{x}}^{t-1} = \mathbf{B}^t \mathbf{x}, \quad (17)$$

where in the last step we have used the fact that the algorithm is initialized using $\hat{\mathbf{x}}^0 = \mathbf{0}$, thus $\tilde{\mathbf{x}}^0 = \mathbf{x} - \hat{\mathbf{x}}^0 = \mathbf{x}$. Hence, the evolution of the error vector is governed by the matrix \mathbf{B} . Using (6) and (17), we can bound the generalization error $\kappa(\hat{\mathbf{x}}^t)$ as

$$\kappa(\hat{\mathbf{x}}^t) = \mathbf{x}^T (\mathbf{B}^t)^T \Sigma \mathbf{B}^t \mathbf{x} \quad (18)$$

$$= \|\Sigma^{1/2} \mathbf{B}^t \mathbf{x}\|^2 \quad (19)$$

$$\leq \|\Sigma\| \|\mathbf{B}\|^{2t} \|\mathbf{x}\|^2, \quad (20)$$

where $\|\cdot\|$ denotes the spectral norm for matrices, and the Euclidean norm for vectors. Here, we have used properties of the matrix/vector norms and the fact that $\|\Sigma^{1/2}\|^2 = \|\Sigma\|$ for $\Sigma \succeq 0$. In the upcoming sections, we investigate the generalization error in terms of the behaviour of $\|\mathbf{B}\|$ for different statistical models for \mathbf{A} .

By [18, Thm. 2] and strong duality of (2), the solution produced by Algorithm 1 is optimal for the optimization problem in (2). This is realized by making use of the concept "bounded support modification" in [18, eqn. (18)]. Hence,

with $\lambda = 0$ and $w_i = 0$, an optimal solution gives zero training error. On the other hand, when there are multiple solutions to (2) with zero training error, the solutions of the distributed algorithm are not guaranteed to provide the same generalization error as the centralized minimum norm least-squares solution in (7), for instance. Hence, characterization of the generalization error of the distributed algorithm is needed, which is the focus of this paper.

Motivated by the success of massively overparametrized schemes, such as neural networks with a high number of unknown parameters [30, Table 1], alongside with the general scenario, a key setting in this paper is the case with $p_k \geq n$, $\forall k$. We observe that \mathbf{B} is now a projection:

Lemma 1. *Let \mathbf{B} be defined as in (14), and the rows of \mathbf{A} be drawn i.i.d. from $\mathcal{N}(0, \Sigma)$, with $\Sigma \in \mathbb{R}^{p \times p}$ being positive definite. If all \mathbf{A}_k are broad, i.e., $p_k \geq n$, $\forall k$, then with probability one, we have $\mathbf{B}^2 = \mathbf{B}$.*

Proof: See Section XI-B. Note that Lemma 1 together with (17) shows that CoCoA (Algorithm 1) converges in one iteration if the number of unknowns at each node is larger or equal to the number of training samples. Now, the generalization error $\kappa(\hat{\mathbf{x}}^t)$ can be bounded as

$$\kappa(\hat{\mathbf{x}}^t) \leq \|\Sigma^{1/2} \mathbf{B}^t \mathbf{x}\|^2 \leq \|\Sigma\| \|\mathbf{B}\|^2 \|\mathbf{x}\|^2, \quad (21)$$

when $p_k \geq n$, $\forall k$. Hence, the spectral norm of the \mathbf{B} directly bounds the error term for all iterations. We further discuss the implications of this result together with our analytical bounds on $\|\mathbf{B}\|$ and the empirical behaviour of the algorithm in the upcoming sections.

V. ISOTROPIC GAUSSIAN REGRESSORS

In this section we present our analysis on the generalization error associated with Algorithm 1 under isotropic Gaussian regressors, i.e., the entries of \mathbf{A} are i.i.d. with $\mathcal{N}(0, 1)$, or equivalently, the rows of \mathbf{A} are i.i.d. with $\mathbf{a}_i \sim \mathcal{N}(0, \mathbf{I}_p)$. Our analysis relies on the following lemma:

Lemma 2. (Tracy-Widom fluctuations [32]). *For a matrix $\mathbf{M} \in \mathbb{R}^{n \times p}$ with i.i.d. $\mathcal{N}(0, 1)$ distributed entries, the following bound holds with probability at least $\rho = 1 - 2e^{-q^2/2}$, $q \geq 0$*

$$\begin{aligned} \sqrt{r_{\max}} - \sqrt{r_{\min}} - q &\leq \sigma_{\min}(\mathbf{M}) \\ &\leq \sigma_{\max}(\mathbf{M}) \leq \sqrt{r_{\max}} + \sqrt{r_{\min}} + q, \end{aligned} \quad (22)$$

where $r_{\min} = \min\{n, p\}$ and $r_{\max} = \max\{n, p\}$.

This result quantifies the deviations of the extreme singular values of a standard Gaussian random matrix from their respective expectations. Our main result in this section uses Lemma 2 to provide high-probability bounds for the spectral norm of $\|\mathbf{B}\|$:

Theorem 1. *Let $\mathbf{A} \in \mathbb{R}^{n \times p}$ be a Gaussian random matrix with i.i.d. $\mathcal{N}(0, 1)$ distributed entries, and let \mathbf{B} be defined as in (14). Let us define $r_{\min, k} = \min\{p_k, n\}$ and $r_{\max, k} = \max\{p_k, n\}$, and let*

$$\beta_G = 1 + \frac{1}{K} \sqrt{K + \sum_{k=1}^K \sum_{\substack{i=1 \\ i \neq k}}^K \bar{\gamma}_{k,i}}, \quad (23)$$

where

$$\bar{\gamma}_{k,i} = \frac{(\sqrt{r_{\max, k}} + \sqrt{r_{\min, k}} + q_k)^2}{(\sqrt{r_{\max, i}} - \sqrt{r_{\min, i}} - q_i)^2}, \quad (24)$$

and $0 \leq q_i < \sqrt{r_{\max, i}} - \sqrt{r_{\min, i}}$, $i = 1, \dots, K$. Then, the following bound

$$\|\mathbf{B}\| \leq \beta_G, \quad (25)$$

holds with probability at least $\rho_G = \prod_{k=1}^K (1 - 2e^{-q_k^2/2})_+$.

Proof: See Section XI-C. Note that the probabilistic result in Theorem 1 is with respect to the distribution of the training data in \mathbf{A} , whereas the expectation taken in $\kappa(\hat{\mathbf{x}}^t)$, see (5), is with respect to the unseen data, i.e., the test regressors.

Together with (20), Theorem 1 provides an upper bound on the generalization error:

$$\kappa(\hat{\mathbf{x}}^t) \leq \beta_G^{2t} \|\mathbf{x}\|^2, \quad (26)$$

with success probability, i.e., probability of the upper bound holding, at least ρ_G . Ideally, the bound in (25) would be small while the success probability ρ_G is large, meaning that the generalization error is small with a high probability. To have a high success probability ρ_G , the variables q_i needs to be large for $i = 1, \dots, K$. On the other hand, as any q_i approaches its upper bound, i.e., $q_i \rightarrow \sqrt{r_{\max, i}} - \sqrt{r_{\min, i}}$, the corresponding denominator in β_G goes to zero, and the upper bound becomes larger. Thus, we need $\sqrt{r_{\max, i}} - \sqrt{r_{\min, i}}$ to be sufficiently large for $i = 1, \dots, K$, so that all q_i can be chosen to guarantee a sufficiently large ρ_G , without compromising the level of the upper bound. Note that for $r_{\max, i} \approx r_{\min, i}$, Lemma 2 is also typically uninformative. Hence, for a fixed success probability ρ_G , the bound on $\|\mathbf{B}\|$ grows as $r_{\max, i}$ and $r_{\min, i}$ get closer. Although results that provide a more accurate picture of the behaviour of the minimum singular value of \mathbf{A}_i for $r_{\max, i} \approx r_{\min, i}$ [32, Thm. 3.3] exist, a similar line of argument in terms of effect of $r_{\max, i} \approx r_{\min, i}$ also holds there.

Remark 1. *Theorem 1 shows that the bound β_G guarantees smaller values on the generalization error with higher probability when the dimensions of the submatrices n and p_k are apart from each other, compared to when they are close. This sufficiency result suggests that it may be the case that the generalization error gets large values with $n \approx p_k$.*

Results that study the average generalization error, which we discuss in Section V-A, and also the numerical results in Section VIII, show that this is indeed the case. These results are consistent with the centralized setting, where the relationship between the number of unknowns and the number of observations can determine whether a good generalization error is attainable [9]–[12].

We obtain the following result for the overparametrized case:

Corollary 1. *Let $p_k \geq n$, $\forall k$. The generalization error $\kappa(\hat{\mathbf{x}}^t)$ is bounded by $\kappa(\hat{\mathbf{x}}^t) \leq \beta_G^{2t} \|\mathbf{x}\|^2$ with probability ρ_G .*

Proof: The result follows directly from Theorem 1 and Lemma 1. \square

We now provide the following alternative bound for $\|\mathbf{B}\|$ for the case with $n \geq p_k$, $\forall k$:

Lemma 3. Consider the setting of Theorem 1 under $n \geq p_k, \forall k$. Let

$$\bar{\beta}_G = \sqrt{\frac{(K-1)^2}{K} + \frac{1}{K^2} \sum_{k=1}^K \sum_{\substack{i=1 \\ i \neq k}}^K \bar{\gamma}_{k,i}}, \quad (27)$$

with $\bar{\gamma}_{k,i}$ as defined in Theorem 1. Then, the following bound

$$\|\mathbf{B}\| \leq \bar{\beta}_G, \quad (28)$$

holds with probability at least $\bar{\rho}_G = \prod_{k=1}^K (1 - 2e^{-q_k^2/2})_+$.

Proof: See Section XI-E. This result provides an alternative to (26): $\kappa(\hat{\mathbf{x}}^t) \leq \bar{\beta}_G^2 \|\mathbf{x}\|^2$, which holds with probability at least $\bar{\rho}_G$. In Section V-B, we compare the high-probability results of this section, in particular Corollary 1 and Lemma 3 to the average generalization error.

A. The Average Generalization Error

We now compare our results with the average generalization error

$$\mathbb{E}_{\mathbf{A}}[\kappa(\hat{\mathbf{x}})] = \mathbb{E}_{\mathbf{A}}[\|\mathbf{x} - \hat{\mathbf{x}}\|^2], \quad (29)$$

where the expectation is over the regressor matrix \mathbf{A} in the training data. We consider the following result:

Lemma 4. [25, Thm. 1] Let $\mathbf{A} \in \mathbb{R}^{n \times p}$ be a Gaussian random matrix with i.i.d. $\mathcal{N}(0, 1)$ distributed entries. The average generalization error in iteration $t = 1$ of Algorithm 1, can be expressed as

$$\mathbb{E}_{\mathbf{A}}[\kappa(\hat{\mathbf{x}}^1)] = \sum_{k=1}^K \|\mathbf{x}_k\|^2 \alpha_k, \quad (30)$$

where $\alpha_k, k = 1, \dots, K$, are given by

$$\alpha_k = \frac{1}{K^2} (K^2 + (1 - 2K) \frac{r_{\min,k}}{p_k} + \sum_{\substack{i=1 \\ i \neq k}}^K \gamma_i), \quad (31)$$

$$\gamma_i = \begin{cases} \frac{r_{\min,i}}{r_{\max,i} - r_{\min,i} - 1} & \text{for } p_i \notin \{n-1, n, n+1\}, \\ +\infty & \text{otherwise,} \end{cases} \quad (32a)$$

$$(32b)$$

and $r_{\min,i} = \min\{p_i, n\}$ and $r_{\max,i} = \max\{p_i, n\}$.

Similar to Theorem 1, the average error diverges for $p_i \in \{n-1, n, n+1\}$ due to pseudo-inverses, see [25] and the related discussions in the longer version [33, Section VII-C].

Remark 2. Both Theorem 1 and Lemma 4 suggest that we may have a large generalization error when the number of unknowns is close to the number of observations, i.e., at least one of the local system of equations is approximately square, regardless of being under- or over-parameterized.

The following corollary illustrates how Lemma 4 can be used to provide an error expression for all iterations in the overparametrized case:

Corollary 2. Let $p_k \geq n, \forall k$. The average generalization error for any iteration $t \geq 1$ is given by

$$\mathbb{E}_{\mathbf{A}}[\kappa(\hat{\mathbf{x}}^t)] = \sum_{k=1}^K \|\mathbf{x}_k\|^2 \alpha_k, \quad (33)$$

where α_k 's are given by Lemma 4.

Proof: For $\Sigma = \mathbf{I}_p$, (19) simplifies to $\kappa(\hat{\mathbf{x}}^t) = \|\mathbf{B}^t \mathbf{x}\|^2$. With $p_k \geq n, \forall k$ and Lemma 1, we have $\kappa(\hat{\mathbf{x}}^t) = \|\mathbf{B} \mathbf{x}\|^2 = \kappa(\hat{\mathbf{x}}^1)$. Together with Lemma 4, we obtain (33). \square

The numerical results of [25] and also the results in Section VIII (see Figure 2) suggest that (33) provides not only

the error for the overparametrized case but also reveals the general approximate behaviour of the algorithm even if the $p_k \geq n$ condition is not satisfied for $k = 1, \dots, K$.

B. Comparison with the Average Generalization Error

We now consider an example where we first study the expectation results from Lemma 4 and Corollary 2, and then compare them to the probabilistic results in Lemma 3 and Corollary 1.

Let $\|\mathbf{x}_k\|^2 = \frac{1}{K}$. By Lemma 4, we have $\mathbb{E}_{\mathbf{A}}[\kappa(\hat{\mathbf{x}}^1)] = \frac{1}{K} \sum_{k=1}^K \alpha_k$. Using $\frac{r_{\min,k}}{p_k} \leq 1$, we obtain

$$\mathbb{E}_{\mathbf{A}}[\kappa(\hat{\mathbf{x}}^1)] \leq \frac{1}{K} \left(\frac{(K-1)^2}{K} + \frac{1}{K^2} \sum_{k=1}^K \sum_{\substack{i=1 \\ i \neq k}}^K \gamma_i \right), \quad (34)$$

$$\leq 1 + \frac{1}{K^2} + \frac{1}{K^3} \sum_{k=1}^K \sum_{\substack{i=1 \\ i \neq k}}^K \gamma_i. \quad (35)$$

Under $p_k \geq n$, using Corollary 2 we observe that

$$\mathbb{E}_{\mathbf{A}}[\kappa(\hat{\mathbf{x}}^t)] = \mathbb{E}_{\mathbf{A}}[\kappa(\hat{\mathbf{x}}^1)]. \quad (36)$$

We now consider the probabilistic results in two separate cases:

i) Let $n \geq p_k, \forall k$. By Lemma 3, the following holds with probability at least $\bar{\rho}_G$ for $t = 1$:

$$\kappa(\hat{\mathbf{x}}^1) \leq \bar{\beta}_G^2 = \frac{(K-1)^2}{K} + \frac{1}{K^2} \sum_{k=1}^K \sum_{\substack{i=1 \\ i \neq k}}^K \bar{\gamma}_{k,i}. \quad (37)$$

Comparing (37) with (34), we observe that the expressions have a shared algebraic form where the expectation result in (34) has a scaling of $\frac{1}{K}$ compared to the probabilistic result in (37), under $\bar{\gamma}_{k,i} = \gamma_i$. Both results reveal how the dimensions of the local data matrices \mathbf{A}_k affect the error: the expectation results in (34) through γ_i and the probability results in (37) through $\bar{\gamma}_{k,i}$.

ii) Let $p_k \geq n, \forall k$. Using Corollary 1 and (23), we observe that the following holds with probability at least ρ_G

$$\kappa(\hat{\mathbf{x}}^t) \leq \beta_G^2 \leq 2 + \frac{2}{K} + \frac{2}{K^2} \sum_{k=1}^K \sum_{\substack{i=1 \\ i \neq k}}^K \bar{\gamma}_{k,i}, \quad (38)$$

where we used $(a+b)^2 \leq 2a^2 + 2b^2$ on (23). Using (36), we compare (38) to (35): The two bounds again quantify the dependence of the error on the partitioning through γ_i and $\bar{\gamma}_{k,i}$ and they have the same shared form under $\gamma_i = \bar{\gamma}_{k,i}$.

This example emphasizes the common algebraic structure in the expectation and the high-probability results. Although the bounds in (37)/(38) and (34)/(35) contain different constant additive terms, they all heavily depend on the terms $\bar{\gamma}_{k,i}$ and γ_i which are the main factors characterizing the behaviour of the generalization error with respect to the partitioning.

VI. CORRELATED GAUSSIAN REGRESSORS

This section generalizes the results of the preceding section to correlated Gaussian regressors. The regressors \mathbf{a}_i (i.e., the rows of \mathbf{A}) are now i.i.d. zero-mean random vectors drawn from the Gaussian distribution $\mathcal{N}(0, \Sigma)$, with $\Sigma = \mathbb{E}_{\mathbf{a}_i}[\mathbf{a}_i \mathbf{a}_i^T]$, i.e., each row of \mathbf{A} is independently drawn from $\mathcal{N}(0, \Sigma)$. Our main result in this section is given by Theorem 2:

Theorem 2. Let \mathbf{B} be defined as in (14), and the rows of \mathbf{A} be i.i.d. with $\mathcal{N}(0, \mathbf{\Sigma})$, $\mathbf{\Sigma} \succ 0$, and let $\mathcal{K} = \{k : n < p_k\}$. Let

$$\beta_{G_c} = 1 + \frac{1}{K} \sqrt{K + \sum_{k=1}^K \sum_{\substack{i=1 \\ i \neq k}}^K \frac{n\sigma_{\max}(\mathbf{\Sigma}_k) + \ell_k(q_k)}{\eta_i}}, \quad (39)$$

where $\mathbf{\Sigma}_k$ is the k^{th} principal submatrix of $\mathbf{\Sigma}$ and

$$\eta_k = \begin{cases} (n\sigma_{\min}(\mathbf{\Sigma}_k) - \ell_k(q_k))_+, & n \geq p_k \\ \sigma_{\min}(\mathbf{\Sigma}_k)(\sqrt{p_k} - \sqrt{n} - \bar{q}_k)_+^2, & n < p_k \end{cases} \quad (40a)$$

and

$$\ell_k(q_k) = \frac{8}{3} n \sigma_{\max}(\mathbf{\Sigma}_k) C \left(\sqrt{\frac{p_k + q_k}{n}} + \frac{p_k + q_k}{n} \right), \quad (41)$$

where C is an absolute constant, and $q_k, \bar{q}_k \geq 0$, $\forall k$. Then, the following bound

$$\|\mathbf{B}\| \leq \beta_{G_c}, \quad (42)$$

holds with probability at least $\rho_{G_c} = 1 - \sum_{k=1}^K 2e^{-q_k} - \sum_{k \in \mathcal{K}} 2e^{-\bar{q}_k^2/2}$.

Proof: See Section XI-F.

Similar to the case with Theorem 1, combining Theorem 2 with (20) we obtain the following upper bound on the generalization error

$$\kappa(\hat{\mathbf{x}}^t) \leq \beta_{G_c}^{2t} \|\mathbf{\Sigma}\| \|\mathbf{x}\|^2. \quad (43)$$

We also present a result analogous to Lemma 3 for the correlated Gaussian setting:

Lemma 5. Consider the setting of Theorem 2, under $n \geq p_k, \forall k$. With probability at least $1 - 2 \sum_{k=1}^K e^{-q_k}$, (28) holds with the following redefinition $\bar{\gamma}_{k,i} = (n\sigma_{\max}(\mathbf{\Sigma}_k) + \ell_k(q_k)) / (n\sigma_{\min}(\mathbf{\Sigma}_k) - \ell_i(q_i))_+$.

Proof: The proof follows the same line of argument as Lemma 3, where $\bar{\gamma}_{k,i}$ is defined using (40a). \square

Remark 3. Theorem 2 is consistent with Theorem 1, also illustrating how the generalization error of the solution produced by CoCoA (Algorithm 1) is affected by the partitioning scheme: when n and p_k are sufficiently far apart, a low generalization error is guaranteed with high probability.

In particular, in (40b), if p_k is sufficiently larger than n , then one can choose a large probability constant \bar{q}_k without making η_k too small. Hence, the success probability ρ_{G_c} is high while keeping the bound on $\|\mathbf{B}\|$ small. Similarly for (40a), consider $\ell_k(q_k)$ for a fixed n : If p_k is sufficiently smaller than n , then q_k can be chosen large enough without making η_k too small. Hence, if p_k and n are sufficiently far apart from each other, then the same effect on $\|\mathbf{B}\|$ and the associated probability ρ_{G_c} is observed for (40b).

In addition to illustrating the effect of partitioning, these results also highlight how the covariance matrix can affect the behaviour of the generalization error. In particular, consistent with [12], (40a) of Theorem 2 illustrates how a large disparity between the maximum and minimum singular values in $\mathbf{\Sigma}_k$ or $\mathbf{\Sigma}$ could lead to large peaks in the generalization error similar to the cases with $p_k \in \{n-1, n, n+1\}$.

VII. SUB-GAUSSIAN REGRESSORS

In this section, we consider regressors drawn from sub-gaussian distributions. The family of sub-gaussian distributions

include the Gaussian case as well as the Bernoulli and the uniform distribution, hence it allows us to investigate a large range of data distributions. We first provide some preliminaries on sub-gaussian random variables.

A. Preliminaries on Sub-gaussian Random Variables

This section provides preliminaries on sub-gaussian random variables [34].

Definition VII.1. (Sub-gaussian random variables) A random variable $z \in \mathbb{R}$ is called sub-gaussian if there exists a constant $L > 0$ so that the following is satisfied

$$\mathbb{E} \left[e^{z^2/L^2} \right] \leq 2. \quad (44)$$

The smallest L defines the sub-gaussian norm $\|z\|_{\psi_2}$ as follows

$$\|z\|_{\psi_2} = \inf \{ L > 0 : \mathbb{E} \left[e^{z^2/L^2} \right] \leq 2 \}. \quad (45)$$

Examples of sub-gaussian variables include Gaussian random variables, Bernoulli random variables as well as any bounded random variable [34]. The sub-gaussianity definition can be extended to higher dimensions:

Definition VII.2. (Sub-gaussian random vectors) A random vector $\mathbf{z} \in \mathbb{R}^{p \times 1}$ is called sub-gaussian if for all $\mathbf{h} \in \mathbb{R}^{p \times 1}$, $\mathbf{z}^T \mathbf{h}$ is a sub-gaussian random variable.

With a slight abuse of notation, we use $\mathbf{a} \sim \mathcal{S}(\mathbf{\Sigma})$ to denote that the random vector \mathbf{a} comes from some zero-mean sub-gaussian distribution \mathcal{S} , and has the covariance matrix $\mathbf{\Sigma}$. We introduce the following notation for the sub-gaussian norm

$$\psi_{\mathbf{a}}(\mathbf{\Sigma}, \mathbf{h}) = \|\mathbf{h}^T \mathbf{a}\|_{\psi_2} \quad (46)$$

where $\mathbf{h} \in \mathbb{R}^{p \times 1}$.

B. Generalization Error under Sub-gaussian Regressors

We now present our main results for sub-gaussian case. In the following theorem, we assume that the submatrices $\mathbf{A}_k \in \mathbb{R}^{n \times p_k}$ are generated from a matrix $\mathbf{Z}_k \in \mathbb{R}^{n \times p_k}$ where each entry of \mathbf{Z}_k is drawn i.i.d. from $\mathcal{S}(1)$, $\forall k$. This way of generating \mathbf{A}_k 's renders the matrices \mathbf{A}_k statistically independent, and the covariance matrix of the rows of \mathbf{A} block-diagonal.

Theorem 3. Let the matrix \mathbf{B} be defined as in (14), with each \mathbf{A}_k generated as $\mathbf{A}_k = \mathbf{Z}_k \mathbf{\Lambda}_k^{1/2} \mathbf{U}_k^T \in \mathbb{R}^{n \times p_k}$, where the entries of $\mathbf{Z}_k \in \mathbb{R}^{n \times p_k}$ are i.i.d. with $\mathcal{S}(1)$, $\forall k$, $\mathbf{\Lambda}_k \in \mathbb{R}^{p_k \times p_k}$ is diagonal and positive definite, and $\mathbf{U}_k \in \mathbb{R}^{p_k \times p_k}$ is unitary. Let $\mathbf{\Sigma}_k$ denote the associated covariance matrix for the rows of \mathbf{A}_k . Let β_S be defined as

$$\beta_S = 1 + \frac{1}{K} \sqrt{K + \sum_{k=1}^K \sum_{\substack{i=1 \\ i \neq k}}^K \frac{n\sigma_{\max}(\mathbf{\Sigma}_k) + \ell_k(q_k)}{\eta_i}}, \quad (47)$$

where

$$\eta_k = \begin{cases} (n\sigma_{\min}(\mathbf{\Sigma}_k) - \ell_k(q_k))_+, & n \geq p_k, \\ \sigma_{\min}(\mathbf{\Sigma}_k)(\sqrt{p_k} - CL_k^2(\sqrt{n} + \bar{q}_k))_+^2, & n < p_k, \end{cases} \quad (48a)$$

$$\ell_k(q_k) = CL_k^2 \left(\sqrt{\frac{p_k + q_k}{n}} + \frac{p_k + q_k}{n} \right), \quad (49)$$

and C is an absolute constant, $q_k, \bar{q}_k \geq 0$, $\forall k$, and $L_k \geq 1$ are constants such that, for all $\mathbf{h} \in \mathbb{R}^{p_k \times 1}$

$$\psi_{\mathbf{a}_{i,k}}(\mathbf{\Sigma}_k, \mathbf{h}) \leq L_k \sqrt{\mathbf{h}^T \mathbf{\Sigma}_k \mathbf{h}}, \quad (50)$$

where $\mathbf{a}_{i,k} \in \mathbb{R}^{p_k \times 1}$ comes from the same distribution as the rows of \mathbf{A}_k . Then, the following bound holds

$$\|\mathbf{B}\| \leq \beta_S, \quad (51)$$

with probability at least $\rho_S = 1 - \sum_{k=1}^K 2e^{-q_k} - \sum_{k \in \mathcal{K}} 2e^{-\bar{q}_k}$. Proof: See Section XI-I. Note that we use the subscript i, k on $\mathbf{a}_{i,k}$ in (50) to emphasize that $\mathbf{a}_{i,k}$ is i.i.d. with the rows of \mathbf{A}_k . In our results with Gaussian regressors, we utilize the fact that for the partitions \mathbf{A}_k with i.i.d. Gaussian rows, there is always a decomposition with \mathbf{Z}_k which has entries from $\mathcal{N}(0, 1)$ (but \mathbf{Z}_k 's are not necessarily i.i.d.). With sub-gaussian rows, this type of inverse relationship (i.e. from \mathbf{A} with sub-gaussian rows with a certain sub-gaussian norm to \mathbf{Z}_k with i.i.d. sub-gaussian elements with a given norm) is not straightforward. Hence, we here focus on covariance structures enabling such a relationship, constructing $\mathbf{A}_k = \mathbf{Z}_k \Lambda_k^{1/2} \mathbf{U}_k^T$ in Theorem 3, and assuming $n \geq p_k$ in the following theorem,

Theorem 4. Let the matrix \mathbf{B} be defined as in (14) and the rows of \mathbf{A} be i.i.d. with $\mathcal{S}(\Sigma)$, with $n \geq p_k, \forall k$, and $\Sigma \succ 0$. Let Σ_k denote the k^{th} principal submatrix [35, Sec. 0.7.1] of Σ . Let β_{S_c} be defined as

$$\beta_{S_c} = 1 + \frac{1}{K} \sqrt{K + \sum_{k=1}^K \sum_{\substack{i=1 \\ i \neq k}}^K \frac{n\sigma_{\max}(\Sigma_k) + \ell_k(q_k)}{(n\sigma_{\min}(\Sigma_k) - \ell_k(q_k))_+}}, \quad (52)$$

where $\ell_k(q_k)$ is defined in (49)-(50). Then, the following bound holds

$$\|\mathbf{B}\| \leq \beta_{S_c}, \quad (53)$$

with probability at least $\rho_{S_c} = 1 - \sum_{k=1}^K 2e^{-q_k}$. Proof: See Section XI-J.

Similar to the previous results with Gaussian regressors, we have the bounds $\kappa(\hat{\mathbf{x}}^t) \leq \beta_S^{2t} \|\Sigma\| \|\mathbf{x}\|^2$ and $\kappa(\hat{\mathbf{x}}^t) \leq \beta_{S_c}^{2t} \|\Sigma\| \|\mathbf{x}\|^2$, by Theorem 3 and Theorem 4, respectively.

Remark 4. Theorem 3 and 4 are consistent with Theorem 1 and 2: all of these results provide bounds on the generalization error that can be guaranteed to have smaller values if n and p_k are further apart compared to the case when they are closer.

VIII. NUMERICAL RESULTS

We now illustrate the behaviour of the generalization error with data from the distributions discussed in the preceding sections, as well as image data from the MNIST dataset [31].

We first explain the experimental setup for with the synthetic datasets. We consider the following distributions for \mathbf{a} : a) Isotropic Gaussian (Iso. G.) with $\mathcal{N}(0, \mathbf{I}_p)$; b) Correlated Gaussian (Corr. G.) with $\mathcal{N}(0, \Sigma)$ with a non-diagonal $\Sigma \in \mathbb{R}^{p \times p}$; c) Bernoulli (Bern.) distribution on $\{-1, 1\}$ with $\Sigma = \mathbf{I}_p$, i.e., a_{ij} is -1 or 1 with probability $1/2$. These constitute examples for the settings of Section V, Section VI and Section VII, respectively. As our example for the sub-gaussian distributions, we consider the Bernoulli distribution which is commonly used, for example, in compressive sensing literature [36]. The covariance matrix $\Sigma = \mathbf{U} \Lambda \mathbf{U}^T$ is fixed throughout the experiments and chosen as follows: $\mathbf{U} \in \mathbb{R}^{p \times p}$ is sampled from a Haar distribution [16] and the eigenvalues are given by $\Lambda = \text{diag}(\mu_i) \in \mathbb{R}^{p \times p}$, with $\tilde{\mu}_{i+1} = 0.9631 \tilde{\mu}_i$ and $\mu_i = p \tilde{\mu}_i / \sum_{i=0}^{p-1} \tilde{\mu}_i$. The parameter vector \mathbf{x} is fixed for

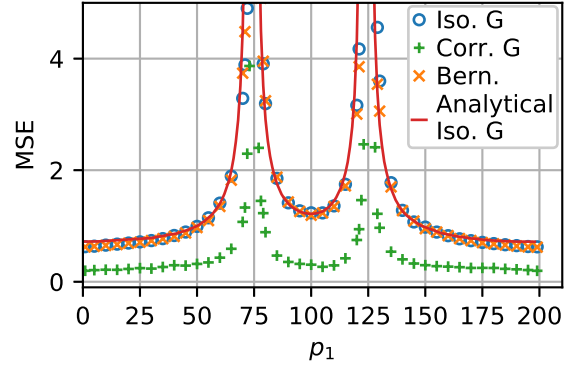


Fig. 2: The generalization error for the three synthetic datasets together with the analytical expectation from Lemma 4.

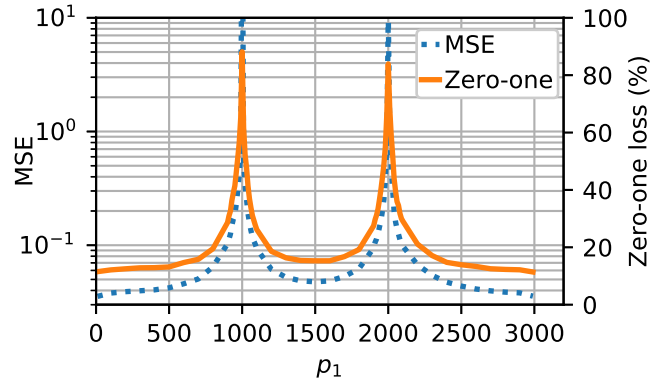


Fig. 3: The generalization error in terms of MSE and zero-one loss for the MNIST example.

all experiments, randomly chosen with i.i.d. uniform elements on $[-1, 1]$ and normalized so that $\|\mathbf{x}\| = 1$. We set $n = 75$, $p = 200$ and use a network of $K = 2$ nodes, hence $p = p_1 + p_2$. Algorithm 1 is run for $T = 1000$ iterations with $\lambda = 0$ unless otherwise stated. The generalization error is reported as the empirical mean-squared error (MSE) which is calculated as $\text{MSE} \triangleq \frac{1}{\bar{n}} \sum_{i=1}^N \left\| \mathbf{A}_{\text{test},(i)} (\mathbf{x} - \hat{\mathbf{x}}_{(i)}^T) \right\|^2$. Average simulation results for $N = 100$ realizations of the training data $\mathbf{A}_{(i)}$, $i = 1, \dots, N$ are reported. Here, $\mathbf{A}_{\text{test},(i)} \in \mathbb{R}^{\bar{n} \times p}$ denotes the test data matrix for experiment i , $\hat{\mathbf{x}}_{(i)}^T = \hat{\mathbf{x}}_{(i)}^T(\mathbf{A}_{(i)})$ is the solution found by Algorithm 1 after its final iteration T under $\mathbf{y}_{(i)} = \mathbf{A}_{(i)} \mathbf{x}$, and $\bar{n} = 100n$ is the number of observations (i.e. rows) in each $\mathbf{A}_{\text{test},(i)}$.

In addition to the above, we also consider the digit classification problem from the MNIST dataset in order to further illustrate the practical implications of our results. This dataset poses a classification problem consisting of ten classes, i.e., digits [31]. We convert each 28-by-28 image to a 784-by-1 vector \mathbf{z}_i and transform the data using the following random features [37]: $\mathbf{a}_i = [\cos(\mathbf{z}_i^T \boldsymbol{\omega}_1); \dots; \cos(\mathbf{z}_i^T \boldsymbol{\omega}_p)] \in \mathbb{R}^{p \times 1}$, $p = 3 \times 10^3$ where $\boldsymbol{\omega}_i \sim \mathcal{N}(0, \zeta^2 \mathbf{I}_{784})$ with $\zeta = 0.2$. The matrix of regressors $\mathbf{A} \in \mathbb{R}^{n \times p}$ is obtained by using \mathbf{a}_i^T as its rows. We train one classifier for each class and apply a one-v.s.-rest classification strategy [38]. We subsample the training dataset with a factor of 60, resulting in $n = 10^3$ samples. For the test, we use the full test dataset with $\bar{n} = 10^4$. We report both the MSE and the classification error on the test data.

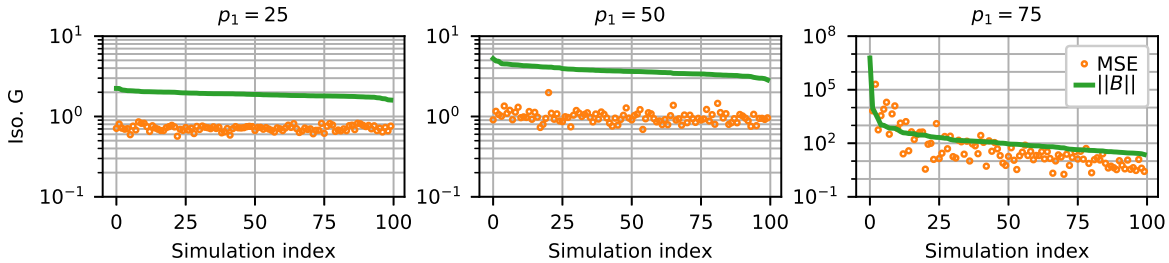


Fig. 4: Generalization error (MSE) versus $\|\mathbf{B}\|$ for each realization, i.e., simulation, of the training data. The simulation indices are ordered so that $\|\mathbf{B}\|$ decreases monotonically with increasing simulation indices.

A. Generalization Error and the Partitioning of the Model

In Figure 2, we present the empirical generalization error associated with the solution of COCoA (Algorithm 1) as p_1 is varied from 1 to $p - 1$. The results for the three synthetic datasets together with the theoretical expected generalization error from Lemma 4 for the isotropic Gaussian case (Analytical Iso. G) are provided. These plots illustrate that the generalization error depends significantly on the partitioning. For all datasets, the average generalization error blows up as either p_1 or p_2 approaches n , and it is relatively low when p_1 and p_2 are both far from n . In particular, the peak MSEs are given by 2.2×10^9 , 8.1×10^2 and 1.2×10^6 for the cases a) – c), respectively. Note that these values are comparably large and far outside the range of the plot, hence they are truncated, in Figure 2.

These observations are consistent with Theorems 1 – 4, demonstrating that the generalization error is small with high probability when p_1 and p_2 are far from n , while small values cannot be guaranteed when p_1 or p_2 are close to n . We now report the performance of the centralized solution in (7). For all the cases, i.e., Iso. G, Corr. G and Bern., the training error is below 10^{-21} for the centralized solution as well as for the distributed solution for all values of p_1 (values are not included in the plots). The generalization error for the centralized solution is 0.63, 0.20 and 0.62 for the cases Iso.G, Corr.G, Bern., respectively.

These results illustrate that the partitioning can greatly affect the generalization error, making it significantly larger than what the centralized solution achieves, while the training performance is on the same level as the centralized solution. The plots for the Iso. G. data in Figure 2 illustrates a close match between the empirical average generalization error and the expectation results in Lemma 4. This observation emphasizes that the result in Corollary 2 can be relevant even if $p_k \geq n$ is not fulfilled for all nodes.

B. Generalization Error on MNIST data with COCoA

In Figure 3, we plot the MSE and the zero-one loss, i.e., the percentage of incorrect classifications, for the MNIST test data. Similarly as in Figure 2, the generalization error significantly depends on the partitioning at the nodes, both in terms of MSE and zero-one loss. In particular, we see an extremely large error if any p_k is close to n compared to the case where p_k and n are significantly different. In particular, the generalization error (in terms of MSE) with $p_k = n$ is

given by 2.5×10^3 whereas the training error is below 10^{-27} for all choices of p_1 . The centralized solution in (7) also achieves a training MSE below 10^{-27} while the corresponding generalization error is 3.5×10^{-2} .

These result highlights practical consequences of design choices in distributed learning. In particular, it is not only for data coming exactly from certain probability distributions, but also for practical real-world datasets that the generalization error significantly depends on the partitioning over the nodes. Furthermore, the results here together with the results for the synthetic data in Section VIII-A suggest that in order to have a low generalization error one should avoid a partitioning where p_k is close to n for any node.

C. Generalization Error and Spectral Norm of \mathbf{B}

Theorems 1-4 highlight the dependence of the generalization error on the spectral norm of \mathbf{B} . We now further investigate this relationship. For ease of disposition, we consider only the isotropic Gaussian data. In Figure 4, we plot $\|\mathbf{B}\|$ and the generalization error (the MSE) for each of the 100 different realizations of the training dataset, i.e., \mathbf{A} , that we have averaged over in Section VIII-A. Each simulation index corresponds to one realization of the training dataset, i.e., one realization of \mathbf{A} . For each simulation index, the corresponding spectral norm $\|\mathbf{B}\|$ and the MSE is provided. The simulation indices are arranged so that $\|\mathbf{B}\|$ is monotonically decreasing from left to right.

Comparing the plots for $p_1 \in \{25, 50, 75\}$, we observe that the MSE level depends on $\|\mathbf{B}\|$ in a consistent manner. The partitioning $p_1 = 25$ gives the lowest values of $\|\mathbf{B}\|$, as well as the lowest values of the MSE. When p_1 is increased to $p_1 = 50$, both $\|\mathbf{B}\|$ and the MSE increases slightly. Consistent with Remark 1, with $p_1 = 75$ (hence $p_1 = n = 75$, where n is the number of observations) both $\|\mathbf{B}\|$ and the MSE start to take extremely large values, such as up to 10^5 for the MSE.

For $p_1 = 25$ and $p_1 = 50$, both $\|\mathbf{B}\|$ and the MSE are concentrated around their mean over different simulation indices. This illustrates that with this type of partitioning, it is possible to obtain reliable performance over different training datasets. On the other hand, we observe an extremely large spread in the MSE (from 1 to over 10^5) over different simulation indices when $p_1 = 75$, illustrating how under this partitioning, the generalization performance can vary substantially over different realizations of the training dataset.

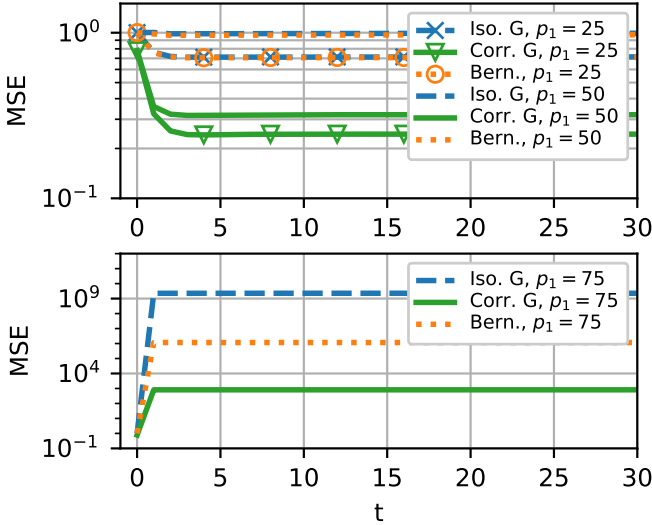


Fig. 5: The average generalization error of the unregularized CoCoA evaluated at each iteration.

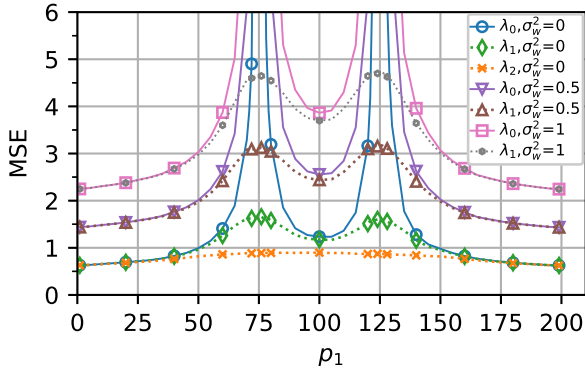


Fig. 6: The average generalization error for the isotropic Gaussian case evaluated at $t = 1000$ for varying values of λ , and noise variance σ_w^2 . Here, $\lambda_0 = 0$, $\lambda_1 = 10^{-3}$, $\lambda_2 = 10^{-2}$.

D. Behaviour of the Generalization Error over Iterations

We now investigate convergence of the generalization error over iterations of CoCoA. Furthermore, we verify the analytical result from Lemma 1.

In Figure 5, the average generalization error associated with the solution produced by each iteration of CoCoA is plotted for the first 30 iterations. There is no visual change in the error values on the plot in the later iterations, hence this range is chosen to be able to better illustrate the transient behaviour.

We observe that the algorithm on average converges quickly, within the first few iterations for all cases. The curves for $p_1 = 75$ are consistent with the result of Lemma 1: here all nodes have $p_k \geq n$, hence the algorithm converges in one iteration. (Although the plots shows only the average, this is also true for the individual runs.) For the cases of $p_1 = 25$ and $p_1 = 50$, although the results of Lemma 1 does not directly apply, the quick convergence suggests that \mathbf{B} becomes an approximate projection matrix in the first iterations.

E. Generalization Error and Regularization

In the preceding sections, we have considered the unregularized and noise-free scenario. In this section, we provide

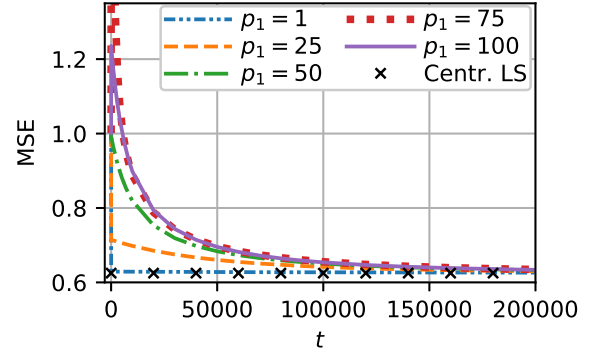


Fig. 7: The average generalization error evaluated in each iteration for CoCoA with regularization $\lambda = \lambda_1$.

results that illustrate that even with regularization and noise, the partitioning scheme can still have a great impact on the generalization error. Here, we consider isotropic Gaussian distribution for the regressors \mathbf{a} .

We now consider the scenario where $w_i \sim \mathcal{N}(0, \sigma_w^2)$ and $\lambda \neq 0$ with varying values of σ_w^2 and the regularization parameter λ , see the model in (1) and the problem formulation in (2). In Figure 6, we compare the generalization error associated with the solutions produced by CoCoA at iteration $t = 1000$, with Iso. G. regressors. We consider the cases with the noise levels $\sigma_w^2 \in \{0, 0.5, 1\}$ and λ values $\lambda_0 = 0$, $\lambda_1 = 10^{-3}$, $\lambda_2 = 10^{-2}$. We first focus on the effect of sole regularization, hence the three curves in Figure 6 with $\sigma_w^2 = 0$, i.e., noise-free data: We observe that with nonzero regularization, the peak generalization error around $p_k \approx n$ can be significantly dampened. Compared to $\approx 2.2 \times 10^9$ with $\lambda_0 = 0$, the peak generalization error is ≈ 1.7 and ≈ 0.9 with $\lambda_1 = 10^{-3}$ and $\lambda_2 = 10^{-2}$, respectively. These curves also illustrate that with a large enough regularization, the generalization error varies less over p_1 , but a clear dependence on the partitioning can still remain, depending on the value of λ . In particular, with λ_1 , the generalization error varies between ≈ 0.6 and ≈ 1.7 for different values of p_1 .

We now focus on the effect of noise. The curves for noisy data, i.e., $\sigma_w^2 \neq 0$, illustrate that with increasing noise level, the overall level of the generalization error increases. Furthermore, the noise does not have any significant effect in dampening the peaks around $p_k \approx n$. Noise in the training data and in the test data bring an additive positive term in (30), hence they do not dampen the peaks. Having nonzero regularization in the presence of noise again dampens the peaks. Hence, it is the regularization that can significantly dampen the peaks in the generalization error, not the noise.

We now focus on the convergence behaviour with $\lambda = \lambda_1$, $\sigma_w^2 = 0$. In Figure 7, we plot the average generalization error with $\lambda = \lambda_1$ over the iterations for five partitioning choices $p_1 = \{1, 25, 50, 75, 100\}$ as well as that of the centralized regularized least-squares solution in (7). We note two main effects: Firstly, looking at the corresponding curves for unregularized setting for Iso. G. (blue dashed curves) in Figure 5, we observe that the generalization error of the regularized version fairly quickly comes to the final level of the unregularized version, and then continues to decrease and eventually converge to the error of the centralized solution

in (7). For instance, comparing the knee of the curve for $p_1 = 25$ in Figure 7 to the final level for Iso. G. with $p_1 = 25$ in Figure 5, we observe that both are close to ≈ 0.7 . Note that, under regularization, CoCoA's solution is guaranteed to converge to the centralized solution with the same regularization. Secondly, the partitioning can greatly affect the convergence behaviour even with regularization. For instance, to reach the same generalization error that the algorithm does for $t = 5 \cdot 10^4$ when $p_1 = 25$, another $4 \cdot 10^4$ iterations are needed for $p_1 = 75$.

IX. DISCUSSIONS

We now discuss the practical guidelines our results provide. Our results emphasize the relation between the partitioning of the model unknowns over the network and the generalization error. Although the training error is low and at the same level as that of the centralized solution, a low generalization error is not guaranteed when the number of unknowns p_k at any node is close to the number of observations n in the training data. Furthermore, if any p_k is close to n , then the generalization performance can vary significantly over different realizations of the training data. Hence, the partitioning should not be chosen so that p_k is close to n , for any node.

Explicit regularization, i.e., $\lambda > 0$ in (2), can improve the generalization error of the distributed scheme. Nevertheless, the choice of the regularization parameter λ is not straightforward. The algorithm can need significantly different numbers of iterations (such as 10^4 times more) for different values of λ . If λ is chosen too small, then the generalization error can still be relatively large if any p_k is close to n , compared to other possible data partitionings. Hence, for a fixed number of iterations, one should choose a large enough λ in order to guarantee that the generalization error does not depend on the data partitioning over nodes.

X. CONCLUSIONS

We have focused on the generalization error associated with solutions produced by the distributed learning algorithm CoCoA for the linear regression problem. We have presented upper bounds on the generalization error that hold with high probability for isotropic Gaussian, correlated Gaussian and sub-gaussian data. We have compared our probabilistic bounds with the results on the expected generalization error. With our numerical results, we have illustrated the generalization performance of the algorithm with both synthetic and real data.

In existing works, there is a lack of efforts for determining how the generalization error in the distributed setting can be affected by the algorithm design. Here, we have addressed this gap by providing bounds that characterize how the partitioning of the model's unknowns over the nodes in the network affects the generalization error. Our results provide guidelines on how to partition the model over the network in order to avoid potential pitfalls. Our results show that if the number of unknowns p_k in any node is close to the total number of observations n , then the generalization error can be very large, even though the training error is small. Hence, in order to obtain a good generalization performance, the number of

unknowns in any node should be chosen to be sufficiently larger or smaller than the number of observations if possible. If one has to operate with a node with $p_k \approx n$, regularization can be used to significantly dampen the generalization error. On the other hand, choosing the regularization parameter is not straightforward. If the regularization parameter is too small, CoCoA needs a relatively large amount of iterations in order to mitigate the effect that the partitioning has on the generalization error.

Extensions of our results to the fully decentralized scenarios as well model misspecification are considered as important directions for future work.

XI. APPENDIX

A. Preliminaries

This section provides a collection of properties that are used frequently in different proofs:

(a) Given c_k , $k = 1, \dots, K$, with $\mathbb{P}(c_k) \geq 1 - \rho_k$, the probability of intersection can be bounded as

$$\mathbb{P}\left(\bigcap_{k=1}^K c_k\right) \geq 1 - \sum_{k=1}^K \rho_k. \quad (54)$$

(b) Partition a symmetric matrix $M \succeq 0$ as $M = \begin{bmatrix} M_{11} & M_{12} \\ M_{12}^T & M_{22} \end{bmatrix}$. Then, $\|M\| \leq \|M_{11}\| + \|M_{22}\|$.

(c) Let A, B be two real square matrices. If $\|A - B\| \leq q$, then $\sigma_{\min}(A) \geq \sigma_{\min}(B) - q$.

(d) Let $\Lambda \in \mathbb{R}^{p \times p}$ be diagonal with the entries $\mu_p \geq \dots \geq \mu_1 \geq 0$, and let $U \in \mathbb{R}^{p \times p}$ be unitary. Let $A \in \mathbb{R}^{n \times p}$ have the following decomposition in terms of another matrix $Z \in \mathbb{R}^{n \times p}$ as $A = Z\Lambda^{1/2}U^T$. Then $\sigma_{\min}^2(A) \geq \mu_1 \lambda_{\min}(ZZ^T)$.

(e) Let $M \in \mathbb{R}^{n \times p}$ be generated as $M = Z\Lambda^{1/2}U^T$, where $Z \in \mathbb{R}^{n \times p}$ has i.i.d. entries with $\mathcal{N}(0, 1)$, $\Lambda \in \mathbb{R}^{p \times p}$ is diagonal and positive definite, and $U \in \mathbb{R}^{p \times p}$ is unitary. Then, $M^+M = I_p$ and $MM^+ = I_n$ with probability (w.p.) one, if $n \geq p$ or $p \geq n$, respectively.

We now present the proofs for these properties.

1) *Proof of Property (a):* We observe that

$$\mathbb{P}\left(\bigcap_{k=1}^K c_k\right) = 1 - \mathbb{P}\left(\left(\bigcap_{k=1}^K c_k\right)^c\right) = 1 - \mathbb{P}\left(\bigcup_{k=1}^K c_k^c\right) \quad (55)$$

Using the union bound we have that $\mathbb{P}\left(\bigcup_{k=1}^K c_k^c\right) \leq \sum_{k=1}^K \mathbb{P}(c_k^c)$. By definition, $\mathbb{P}(c_k) = 1 - \mathbb{P}(c_k^c) \geq 1 - \rho_k$, or equivalently, $\mathbb{P}(c_k^c) \leq \rho_k$. Hence, $\mathbb{P}\left(\bigcup_{k=1}^K c_k^c\right) \leq \sum_{k=1}^K \rho_k$. Using this inequality together with (55) yields to the desired inequality after re-arranging the terms.

2) *Proof of Property (b):* See [39, Proposition 8.3].

3) *Proof of Property (c):* Let u be any vector such that $\|u\| = 1$. Combining $\|A - B\| = \|A - B\| \|u\| \geq \|Au - Bu\|$ and $\|A - B\| \leq q$, we obtain $q \geq \|Au - Bu\|$. Applying reverse triangle inequality, we have $q \geq \| \|Au\| - \|Bu\| \|$ which yields to $q \geq \|Au\| - \|Bu\| \geq -q$. Rearranging the right-hand side inequality, we obtain $\|Au\| \geq \|Bu\| - q$. Let $(\lambda_{\min}(A^T A), \bar{u})$ with $\|\bar{u}\| = 1$ be the eigenpair corresponding to the smallest eigenvalue of $A^T A$. Then,

$$\|A\bar{u}\| = \sqrt{\bar{u}^T A^T A \bar{u}} = \sqrt{\lambda_{\min}(A^T A)} \quad (56)$$

$$\geq \sqrt{\bar{u}^T B^T B \bar{u}} - q \geq \sqrt{\lambda_{\min}(B^T B)} - q. \quad (57)$$

Note that $\sqrt{\lambda_{\min}(\mathbf{M}^T \mathbf{M})} = \sigma_{\min}(\mathbf{M})$ for any $\mathbf{M} \in \mathbb{R}^{n \times n}$, so $\sigma_{\min}(\mathbf{A}) \geq \sigma_{\min}(\mathbf{B}) - q$.

4) *Proof of Property (d)*: Writing $\mathbf{A}\mathbf{A}^T$ in terms of \mathbf{Z}

$$\mathbf{A}\mathbf{A}^T = \mathbf{Z}\mathbf{\Lambda}^{1/2}\mathbf{U}^T\mathbf{U}\mathbf{\Lambda}^{1/2}\mathbf{Z}^T = \mathbf{Z}\mathbf{\Lambda}\mathbf{Z}^T, \quad (58)$$

together with adding and subtracting $\mu_1\mathbf{Z}\mathbf{Z}^T$, we obtain

$$\mathbf{A}\mathbf{A}^T = \mu_1\mathbf{Z}\mathbf{Z}^T + \mathbf{Z}(\mathbf{\Lambda} - \mu_1\mathbf{I}_p)\mathbf{Z}^T. \quad (59)$$

Let $(\lambda_{\min}(\mathbf{A}\mathbf{A}^T), \mathbf{v})$ be the eigenpair corresponding to the smallest eigenvalue of $\mathbf{A}\mathbf{A}^T$. We now evaluate $\mathbf{v}^T\mathbf{A}\mathbf{A}^T\mathbf{v}$ using (59) to obtain

$$\lambda_{\min}(\mathbf{A}\mathbf{A}^T) = \mu_1\mathbf{v}^T\mathbf{Z}\mathbf{Z}^T\mathbf{v} + \mathbf{v}^T\mathbf{Z}(\mathbf{\Lambda} - \mu_1\mathbf{I}_p)\mathbf{Z}^T\mathbf{v}, \quad (60)$$

$$\geq \mu_1\lambda_{\min}(\mathbf{Z}\mathbf{Z}^T), \quad (61)$$

where we have used that $\mathbf{v}^T\mathbf{Z}(\mathbf{\Lambda} - \mu_1\mathbf{I}_p)\mathbf{Z}^T\mathbf{v} \geq 0$. Note that $\sigma_{\min}^2(\mathbf{A}) \geq \sigma_{\min}(\mathbf{A}\mathbf{A}^T) = \lambda_{\min}(\mathbf{A}\mathbf{A}^T)$, and we have $\sigma_{\min}^2(\mathbf{A}) \geq \mu_1\lambda_{\min}(\mathbf{Z}\mathbf{Z}^T)$.

5) *Proof of Property (e)*: By [32, eqn (3.2)], \mathbf{Z} is full rank w.p. 1. Hence, \mathbf{M} is full rank since it is the product of full rank matrices. Thus, with $n \geq p$, $\mathbf{M}^T\mathbf{M} \in \mathbb{R}^{p \times p}$ is full rank, i.e. invertible. Hence $\mathbf{M}^+\mathbf{M} = (\mathbf{M}^T\mathbf{M})^+\mathbf{M}^T\mathbf{M} = \mathbf{I}_p$. A similar line of argument holds for $p \geq n$ with $\mathbf{M}\mathbf{M}^+ = \mathbf{I}_n$.

B. Proof of Lemma 1

Expanding \mathbf{B}^2 , we obtain the following

$$\mathbf{B}^2 = (\mathbf{I}_p - \frac{1}{K}\bar{\mathbf{A}}\mathbf{A})^2 = \mathbf{I}_p + \frac{1}{K^2}(\bar{\mathbf{A}}\mathbf{A})^2 - \frac{2}{K}\bar{\mathbf{A}}\mathbf{A}, \quad (62)$$

Note that $(\bar{\mathbf{A}}\mathbf{A})^2 = \bar{\mathbf{A}}\mathbf{A}\bar{\mathbf{A}}\mathbf{A}$, where $\mathbf{A}\bar{\mathbf{A}} = \sum_{k=1}^K \mathbf{A}_k\mathbf{A}_k^+$. The rows of \mathbf{A}_k have positive definite covariance matrices. Hence, by Property (e) under $n \leq p_k$, we have $\mathbf{A}_k\mathbf{A}_k^+ = \mathbf{I}_{n_k}$, and $\mathbf{A}\bar{\mathbf{A}} = K\mathbf{I}_n$. Hence, $(\bar{\mathbf{A}}\mathbf{A})^2 = K\bar{\mathbf{A}}\mathbf{A}$. Then, we have

$$\mathbf{B}^2 = \mathbf{I}_p + \frac{1}{K^2}K\bar{\mathbf{A}}\mathbf{A} - \frac{2}{K}\bar{\mathbf{A}}\mathbf{A} = \mathbf{I}_p - \frac{1}{K}\bar{\mathbf{A}}\mathbf{A} = \mathbf{B}. \quad (63)$$

C. Proof of Theorem 1

Using the triangle inequality and (14), we obtain

$$\|\mathbf{B}\| \leq 1 + \frac{1}{K}\|\bar{\mathbf{A}}\mathbf{A}\|. \quad (64)$$

We now present the following algebraic property of $\bar{\mathbf{A}}\mathbf{A}$ which holds regardless of the distribution of \mathbf{A} :

Lemma 6. *For any matrix $\mathbf{A} = [\mathbf{A}_1, \dots, \mathbf{A}_K] \in \mathbb{R}^{n \times p}$ and $\bar{\mathbf{A}} = [\mathbf{A}_1^+; \dots; \mathbf{A}_K^+] \in \mathbb{R}^{p \times n}$, the following bound holds:*

$$\|\bar{\mathbf{A}}\mathbf{A}\|^2 \leq K + \sum_{k=1}^K \sum_{\substack{i=1 \\ i \neq k}}^K \frac{\sigma_{\max}^2(\mathbf{A}_k)}{\sigma_{\min}^2(\mathbf{A}_i)}, \quad (65)$$

where $\sigma_{\min}^+(\mathbf{A}_i)$ denotes the smallest non-zero singular value of \mathbf{A}_i .

Proof: See Section XI-D. Note that we in the subsequent sections use that $\frac{1}{\sigma_{\min}^+} \leq \frac{1}{\sigma_{\min}}$, but when $\sigma_{\min} \rightarrow 0$, this upper bound is uninformative. The aim of our results is to find bounds on the minimum singular value which is away from zero.

The result of Theorem 1 is obtained by combining (64), (65) and the bounds on the extreme singular values of \mathbf{A}_k . In particular, denote the event that the singular value inequalities given in Lemma 2 holds for the partition \mathbf{A}_k as c_k , i.e. $c_k = c_k^L \cap c_k^U$, where $c_k^L = \{r_k^L(q_k) \leq \sigma_{\min}(\mathbf{A}_k)\}$ and $c_k^U = \{\sigma_{\max}(\mathbf{A}_k) \leq r_k^U(q_k)\}$, with $r_k^L(q_k) = \sqrt{r_{\max,k} -$

$\sqrt{r_{\min,k}} - q_k$ and $r_k^U(q_k) = \sqrt{r_{\max,k}} + \sqrt{r_{\min,k}} + q_k$. Note that c_k can be rearranged as follows

$$c_k = \left\{ \frac{1}{\sigma_{\min}(\mathbf{A}_k)} \leq \frac{1}{r_k^L(q_k)} \cap \sigma_{\max}(\mathbf{A}_k) \leq r_k^U(q_k) \right\}. \quad (66)$$

For any $k \neq i$, c_k and c_i are statistically independent since the entries of \mathbf{A} are statistically independent. Hence,

$$\mathbb{P}\left(\bigcap_{k=1}^K c_k\right) \geq \prod_{k=1}^K (1 - 2e^{-q_k^2/2})_+ \quad (67)$$

Therefore, (65), (66) and (67) yields to

$$\|\bar{\mathbf{A}}\mathbf{A}\|^2 \leq K + \sum_{k=1}^K \sum_{\substack{i=1 \\ i \neq k}}^K \frac{(\sqrt{r_{\max,k}} + \sqrt{r_{\min,k}} + q_k)^2}{(\sqrt{r_{\max,i}} - \sqrt{r_{\min,i}} - q_i)^2}, \quad (68)$$

with probability at least $\prod_{k=1}^K (1 - 2e^{-q_k^2/2})_+^K$. The desired result in Theorem 1 is obtained by combining (68) and (64). We bound $q_i < \sqrt{r_{\max,i}} - \sqrt{r_{\min,i}}$, so that the bound on $\sigma_{\min}^2(\mathbf{A}_i)$ is informative, i.e., strictly greater than zero.

D. Proof of Lemma 6

The matrices $\bar{\mathbf{A}}\mathbf{A}$ and $\mathbf{A}^T\bar{\mathbf{A}}^T\bar{\mathbf{A}}\mathbf{A}$ can be seen as matrices consisting of $K \times K$ blocks. The (k, j) th block of $\bar{\mathbf{A}}\mathbf{A}$ is of size $p_k \times p_j$ and given by

$$[\bar{\mathbf{A}}\mathbf{A}]_{k,j} = \mathbf{A}_k^+ \mathbf{A}_j. \quad (69)$$

The (k, j) th block of $\mathbf{A}^T\bar{\mathbf{A}}^T\bar{\mathbf{A}}\mathbf{A}$ is of size $p_k \times p_j$ and given by

$$[\mathbf{A}^T\bar{\mathbf{A}}^T\bar{\mathbf{A}}\mathbf{A}]_{k,j} = \mathbf{A}_k^T \left(\sum_{i=1}^K \mathbf{A}_i^{+T} \mathbf{A}_i^+ \right) \mathbf{A}_j. \quad (70)$$

Hence, we have

$$\|\bar{\mathbf{A}}\mathbf{A}\|^2 = \|\mathbf{A}^T\bar{\mathbf{A}}^T\bar{\mathbf{A}}\mathbf{A}\| \leq \sum_{k=1}^K \|\mathbf{A}_k^T \left(\sum_{i=1}^K \mathbf{A}_i^{+T} \mathbf{A}_i^+ \right) \mathbf{A}_k\| \quad (71)$$

$$\leq \sum_{k=1}^K \sum_{i=1}^K \|\mathbf{A}_k^T \mathbf{A}_i^{+T} \mathbf{A}_i^+ \mathbf{A}_k\|, \quad (72)$$

where we obtained (71) using property (b) of Section XI-A repeatedly on the blocks of $\mathbf{A}^T\bar{\mathbf{A}}^T\bar{\mathbf{A}}\mathbf{A}$ on the diagonal (i.e. $k = j$). In (72), we used the triangle inequality.

We now consider the individual terms in the double summation of (72). For the terms with $k = i$, consider the s.v.d. $\mathbf{A}_k = \mathbf{U}_k \mathbf{\Lambda}_k \mathbf{V}_k^T$, where $\mathbf{\Lambda}_k \in \mathbb{R}^{n \times p_k}$ is the (possibly rectangular) diagonal matrix of singular values, and $\mathbf{U}_k \in \mathbb{R}^{n \times n}$ and $\mathbf{V}_k \in \mathbb{R}^{p_k \times p_k}$ are unitary. Hence, we have $\mathbf{A}_k^T \mathbf{A}_k^{+T} \mathbf{A}_k^+ \mathbf{A}_k = \mathbf{V}_k \mathbf{\Lambda}_k^T \mathbf{\Lambda}_k^{+T} \mathbf{\Lambda}_k^+ \mathbf{\Lambda}_k \mathbf{V}_k^T = \mathbf{V}_k \mathbf{R}_k \mathbf{V}_k^T$, where $\mathbf{R}_k \in \mathbb{R}^{p_k \times p_k}$ is a diagonal matrix with ones and zeroes on its diagonal. Hence,

$$\|\mathbf{A}_k^T \mathbf{A}_k^{+T} \mathbf{A}_k^+ \mathbf{A}_k\| = 1. \quad (73)$$

For the terms with $i \neq k$, we use that the spectral norm is submultiplicative and self-adjoint [35, Sec. 5.6] to obtain

$$\|\mathbf{A}_k^T \mathbf{A}_i^{+T} \mathbf{A}_i^+ \mathbf{A}_k\| \leq \|\mathbf{A}_k\|^2 \|\mathbf{A}_i^+\|^2 = \frac{\sigma_{\max}^2(\mathbf{A}_k)}{\sigma_{\min}^2(\mathbf{A}_i)} \quad (74)$$

where we have used $\|\mathbf{A}_k\|^2 = \sigma_{\max}^2(\mathbf{A}_k)$ and the property $\|\mathbf{A}_i^+\| = \frac{1}{\sigma_{\min}^+(\mathbf{A}_i)}$ where $\sigma_{\min}^+(\mathbf{A}_i)$ is the smallest non-zero singular value of \mathbf{A}_i . Note that \mathbf{A}_i^+ can be written as $\mathbf{A}_i^+ = \mathbf{V}_i \mathbf{\Lambda}_i^+ \mathbf{U}_i^T$. Hence, $\|\mathbf{A}_i^+\| = \sigma_{\min}^{-1}(\mathbf{A}_i)$. Now combining (73), (74) and (72), we obtain (65).

E. Proof of Lemma 3

Let $\mathbf{M} = \mathbf{B}^T \mathbf{B} \in \mathbb{R}^{p \times p}$, and denote its K blocks on the diagonal as $\mathbf{M}_{kk} \in \mathbb{R}^{p_k \times p_k}$, $\forall k$. Using Property (b) of

Section XI-A,

$$\|M\| \leq \sum_{k=1}^K \|M_{kk}\|. \quad (75)$$

With B from (14), we have $M = B^T B = I_p + \frac{1}{K^2} A^T \bar{A}^T \bar{A} A - \frac{1}{K} (\bar{A} A)^T - \frac{1}{K} \bar{A} A$. Using (69) and (70), we find that the blocks on the diagonal of M , M_{kk} can be decomposed such that $M_{kk} = C_{kk} + D_{kk}$, where $C_{kk} = (I_{p_k} - \frac{1}{K} A_k^+ A_k)^2$ and $D_{kk} = \frac{1}{K^2} A_k^T (\sum_{i \neq k}^K A_i^{+T} A_i^+) A_k$.

By Property (e), under $n \geq p_k$, we have $A_k^+ A_k = I_{p_k}$, hence $C_{kk} = I_{p_k} (\frac{K-1}{K})^2$ and $\|C_{kk}\| = (\frac{K-1}{K})^2$. From the proof of Theorem 1, we have with probability at least $\bar{\rho}_G = \prod_{k=1}^K (1 - 2e^{-q_k^2/2})$:

$$\|D_{kk}\| = \frac{1}{K^2} \|A_k^T (\sum_{\substack{i=1 \\ i \neq k}}^K A_i^{+T} A_i^+) A_k\| \leq \frac{1}{K^2} \sum_{\substack{i=1 \\ i \neq k}}^K \bar{\gamma}_{k,i}, \quad (76)$$

for $k = 1, \dots, K$, with $\bar{\gamma}_{k,i} = \frac{(\sqrt{r_{\max,k} + \sqrt{r_{\min,k} + q_k}})^2}{(\sqrt{r_{\max,i} - \sqrt{r_{\min,i} - q_i}})^2}$. Hence, using (75) and $\|M_{kk}\| = \|C_{kk} + D_{kk}\| \leq \|C_{kk}\| + \|D_{kk}\|$, we have

$$\|B^T B\| \leq \frac{(K-1)^2}{K} + \frac{1}{K^2} \sum_{k=1}^K \sum_{\substack{i=1 \\ i \neq k}}^K \bar{\gamma}_{k,i}. \quad (77)$$

To conclude the proof, use the fact that $\|B\| = \sqrt{\|B^T B\|}$.

F. Proof of Theorem 2

We first consider an intermediate general result on sub-gaussian variables. Background information on sub-gaussian variables and the notation can be found in Section VII-A.

Lemma 7. *Let $M \in \mathbb{R}^{n \times p}$ have rows i.i.d. with $\mathcal{S}(\Sigma)$, $\Sigma \in \mathbb{R}^{p \times p}$. The following bounds hold with probability at least $1 - 2e^{-q}$, $q \geq 0$:*

$$\begin{aligned} n\sigma_{\min}(\Sigma) - \ell(q) &\leq \sigma_{\min}^2(M) \\ &\leq \sigma_{\max}^2(M) \leq n\sigma_{\max}(\Sigma) + \ell(q), \end{aligned} \quad (78)$$

where

$$\ell(q) = CL^2 \left(\sqrt{\frac{p+q}{n}} + \frac{p+q}{n} \right) n\sigma_{\max}(\Sigma), \quad (79)$$

where C is an absolute constant, and $L \geq 1$ is constant such that $\psi_m(\Sigma, \mathbf{h}) \leq L \sqrt{\mathbf{h}^T \Sigma \mathbf{h}}$, $\forall \mathbf{h} \in \mathbb{R}^{p \times 1}$ where m comes from the same distribution as the rows of M .

Proof: See Section XI-G.

In particular, we have the following for the Gaussian case:

Lemma 8. *Let $M \in \mathbb{R}^{n \times p}$ have rows i.i.d. with $\mathcal{N}(0, \Sigma)$, $\Sigma \in \mathbb{R}^{p \times p}$. Then (78) holds with $L = \sqrt{8/3}$ in (79), with probability at least $1 - 2e^{-q}$, $q \geq 0$. Additionally, the following holds with probability at least $1 - 2e^{-\bar{q}^2/2}$, $\bar{q} \geq 0$:*

$$\sigma_{\min}(M) \geq \sqrt{\sigma_{\min}(\Sigma)} (\sqrt{p} - \sqrt{n} - \bar{q}). \quad (80)$$

Proof: See Section XI-H.

To prove Theorem 2, we apply Lemma 6 and Lemma 8 to (64). Note that the rows of A_k are i.i.d. with $\mathcal{N}(0, \Sigma_k)$, where Σ_k is the k^{th} principal submatrix of Σ . Applying (78) for A_k , we have

$$\begin{aligned} n\sigma_{\min}(\Sigma_k) - \ell_k(q_k) &\leq \sigma_{\min}^2(A_k) \\ &\leq \sigma_{\max}^2(A_k) \leq n\sigma_{\max}(\Sigma_k) + \ell_k(q_k), \end{aligned} \quad (81)$$

with probability at least $1 - 2e^{-q_k}$, $q_k \geq 0$, where $\ell_k(q_k) = \frac{8}{3} n\sigma_{\max}(\Sigma_k) C(\sqrt{\frac{p_k+q_k}{n}} + \frac{p_k+q_k}{n})$. Additionally, by (80) the following holds with probability at least $1 - 2e^{-\bar{q}_k^2/2}$, $\bar{q}_k \geq 0$

$$\sigma_{\min}(A_k) \geq \sqrt{\sigma_{\min}(\Sigma_k)} (\sqrt{p_k} - \sqrt{n} - \bar{q}_k). \quad (82)$$

For the lower bounds in Theorem 2, we use (82) for all broad matrices A_k . For tall matrices A_k , (82) is uninformative, then we use (81). For (39), we use (81) for all matrices A_k , $\forall k$, because we use the upper bound on the largest singular value for all k . Consider $\mathcal{K} = \{k : n < p_k\}$ which denotes the set of partition indices k for which the matrices A_k are broad. Then, by property (a) in Section XI-A, the bounds in (81) for all A_k and the bound in (80) for $k \in \mathcal{K}$ simultaneously hold with probability at least $1 - \sum_{k=1}^K 2e^{-q_k} - \sum_{k \in \mathcal{K}} 2e^{-\bar{q}_k^2/2}$, which concludes the proof.

G. Proof of Lemma 7

We use the following result from [34]:

Lemma 9. [34, Sec. 4.7] *Consider the setting of Lemma 7. Then, the following bound holds with probability at least $1 - 2e^{-q}$, $q \geq 0$:*

$$\|M^T M - n\Sigma\| \leq \ell(q), \quad (83)$$

where $\ell(q)$ is defined as in Lemma 7.

Using Property (c) from Section XI-A, we observe that if $\|M^T M - n\Sigma\| \leq \ell(q)$, then $\sigma_{\min}^2(M) \geq \sigma_{\min}(M^T M) \geq n\sigma_{\min}(\Sigma) - \ell(q)$, which constitutes the lower bound of Lemma 7. To find the upper bound in (78), we apply the reverse triangle inequality to (83) to obtain $\ell(q) \geq \|M^T M\| - n\sigma_{\max}(\Sigma)$, and use that $\sigma_{\max}^2(M) = \|M^T M\|$. The upper and lower bounds hold with the same probability as in (83).

H. Proof of Lemma 8

Using (45), (46), the properties of Gaussian integral and the fact that the rows M are i.i.d. with $\mathcal{N}(0, \Sigma)$, we arrive at $\psi_m(\Sigma, \mathbf{h}) = \sqrt{\frac{8}{3}} \sqrt{\mathbf{h}^T \Sigma \mathbf{h}}$, hence L can be chosen as $\sqrt{\frac{8}{3}}$. (Details are omitted due to space constraints.) We now derive (80). Denote the s.v.d. of Σ as $\Sigma = U \Lambda U^T$, where $\Lambda \in \mathbb{R}^{p \times p}$ is the diagonal matrix of singular values and $U \in \mathbb{R}^{p \times p}$ is unitary. Since M has i.i.d. rows with $\mathcal{N}(0, \Sigma)$, it can be decomposed as $M = Z \Lambda^{1/2} U^T$, where entries of $Z \in \mathbb{R}^{n \times p}$ are i.i.d. Gaussian with $\mathcal{N}(0, 1)$. Using Property (d) from Section XI-A, we obtain

$$\sigma_{\min}^2(M) \geq \sigma_{\min}(\Sigma) \lambda_{\min}(Z Z^T). \quad (84)$$

Note that if Z is broad, i.e., $n < p$, then $\lambda_{\min}(Z Z^T) = \sigma_{\min}^2(Z) = \sigma_{\min}^2(Z^T)$. Applying Lemma 2 to Z , we obtain

$$\lambda_{\min}(Z Z^T) \geq (\sqrt{p} - \sqrt{n} - \bar{q})_+^2, \quad (85)$$

with probability at least $1 - 2e^{-\bar{q}^2/2}$, $\bar{q} \geq 0$. Note that the bound holds even if $n \geq p$, but it is then informative. Using (84) and (85), we obtain the desired result in (80).

I. Proof of Theorem 3

To find the bound on $\|B\|$ in Theorem 3, we combine (64), Lemma 6, Lemma 7 and the following result:

Lemma 10. *Let $M \in \mathbb{R}^{n \times p}$ be generated as $M = Z \Lambda^{1/2} U^T$, where $Z \in \mathbb{R}^{n \times p}$ has entries i.i.d. with $\mathcal{S}(1)$, $\Lambda \in \mathbb{R}^{p \times p}$ is diagonal with nonnegative entries and $U \in \mathbb{R}^{p \times p}$ is unitary. Let $\Sigma \in \mathbb{R}^{p \times p}$ denote the corresponding covariance*

matrix of the rows in \mathbf{M} . Under $n < p$, the following bound holds with probability at least $1 - 2e^{-\bar{q}^2}$, $\bar{q} \geq 0$:

$$\sigma_{\min}^2(\mathbf{M}) \geq \sigma_{\min}(\mathbf{\Sigma})(\sqrt{p} - CL^2(\sqrt{n} + \bar{q}))_+^2, \quad (86)$$

with C and L as in Lemma 7.

Proof: By Property (d) of Section XI-A, we have

$$\sigma_{\min}^2(\mathbf{M}) \geq \sigma_{\min}(\mathbf{\Sigma})\lambda_{\min}(\mathbf{Z}\mathbf{Z}^T). \quad (87)$$

Note that $\sigma_{\min}^2(\mathbf{Z}^T) = \lambda_{\min}(\mathbf{Z}\mathbf{Z}^T)$ for $n < p$. Using (87) with [34, Thm. 4.6.1], we obtain the desired result in (86). \square

We now continue with the proof of Theorem 3. Since $\mathbf{A}_k = \mathbf{Z}_k \mathbf{\Lambda}_k^{1/2} \mathbf{U}_k$, the rows of \mathbf{A}_k are zero-mean sub-gaussian random vectors with the covariance matrix $\mathbf{\Sigma}_k = \mathbf{U}_k \mathbf{\Lambda}_k \mathbf{U}_k^T$ (see Definition VII.1 and VII.2). Hence, (78) holds with $\mathbf{\Sigma} = \mathbf{\Sigma}_k$, $\mathbf{M} = \mathbf{A}_k$, $\ell(q) = \ell_k(q_k) = CL_k^2 \left(\sqrt{\frac{p_k + q_k}{n}} + \frac{p_k + q_k}{n} \right) n \sigma_{\max}(\mathbf{\Sigma}_k)$, with probability at least $1 - 2e^{-q_k}$ and $L_k \geq 1$ such that $\psi_{\mathbf{a}_{i,k}}(\mathbf{\Sigma}_k, \mathbf{h}) \leq L_k \sqrt{\mathbf{h}^T \mathbf{\Sigma}_k \mathbf{h}}$, any $\mathbf{h} \in \mathbb{R}^{p_k \times 1}$, where $\mathbf{a}_{i,k} \sim \mathcal{S}(\mathbf{\Sigma}_k)$. By (86), we also have $\sigma_{\min}^2(\mathbf{A}_k) \geq \sigma_{\min}(\mathbf{\Sigma}_k)(\sqrt{p_k} - CL_k^2(\sqrt{n} + \bar{q}_k))_+^2$, with probability at least $1 - 2e^{-\bar{q}_k^2}$, if $n < p_k$. To find the bound on $\|\mathbf{B}\|$ in (51), we plug in the upper bound on $\sigma_{\max}^2(\mathbf{A}_k)$ for each \mathbf{A}_k , and the respective lower bound for $\sigma_{\min}^2(\mathbf{A}_k)$, depending on whether \mathbf{A}_k is broad or tall. Using $\mathcal{K} = \{k : n < p_k\}$, and Property (a) of Section XI-A, we find the desired probability bound $1 - \sum_{k=1}^K 2e^{-q_k} - \sum_{k \in \mathcal{K}} 2e^{-\bar{q}_k^2}$.

J. Proof of Theorem 4

The proof follows a similar line of argument with the proof of Theorem 3. In particular, we use (78) with $\mathbf{\Sigma} = \mathbf{\Sigma}_k$, $\mathbf{M} = \mathbf{A}_k$. The probability expression is found using the probability bound for (78) for each k , i.e., $1 - 2e^{-q_k}$, and Property (a) of Section XI-A. We omit the details due to space constraints.

REFERENCES

- [1] S. Niknam, H. S. Dhillon, and J. H. Reed, "Federated learning for wireless communications: Motivation, opportunities, and challenges," *IEEE Commun. Mag.*, vol. 58, no. 6, pp. 46–51, 2020.
- [2] X. Wang, H. Ishii, L. Du, P. Cheng *et al.*, "Privacy-preserving distributed machine learning via local randomization and ADMM perturbation," *IEEE Trans. Signal Process.*, vol. 68, pp. 4226–4241, 2020.
- [3] H. Chen, Y. Ye, M. Xiao, M. Skoglund *et al.*, "Coded Stochastic ADMM for Decentralized Consensus Optimization with Edge Computing," *arXiv:2010.00914*, Oct. 2020.
- [4] S. Wang, T. Tuor, T. Salonidis, K. K. Leung *et al.*, "Adaptive federated learning in resource constrained edge computing systems," *IEEE J. Sel. Areas Commun.*, vol. 37, no. 6, pp. 1205–1221, 2019.
- [5] L. Bottou, F. E. Curtis, and J. Nocedal, "Optimization methods for large-scale machine learning," *SIAM Review*, vol. 60, no. 2, pp. 223–311, 2018.
- [6] K. Bonawitz, H. Eichner, W. Grieskamp, D. Huba *et al.*, "Towards federated learning at scale: System design," *Proc. of the 2nd SysML Conf.*, 2019.
- [7] J. Dean, G. Corrado, R. Monga, K. Chen *et al.*, "Large scale distributed deep networks," *Adv. Neural Inf. Process. Syst.*, pp. 1223–1231, 2012.
- [8] S. M. Kay, *Fundamentals of Stat. Signal Process.*. Prentice Hall, 1993.
- [9] M. Belkin, D. Hsu, S. Ma, and S. Mandal, "Reconciling modern machine-learning practice and the classical bias–variance trade-off," *Proc. of the Nat. Acad. of Sciences*, vol. 116, no. 32, 2019.
- [10] L. Breiman and D. Freedman, "How many variables should be entered in a regression equation?" *J. Amer. Stat. Assoc.*, vol. 78, no. 381, pp. 131–136, 1983.
- [11] M. Belkin, D. Hsu, and J. Xu, "Two models of double descent for weak features," *SIAM Journal on Mathematics of Data Science*, vol. 2, no. 4, pp. 1167–1180, 2020.
- [12] P. Nakkiran, P. Venkat, S. Kakade, and T. Ma, "Optimal regularization can mitigate double descent," *arXiv:2003.01897*, 2020.
- [13] S. Boyd, N. Parikh, and E. Chu, *Distributed optimization and statistical learning via the alternating direction method of multipliers*. Now Publishers Inc, 2011.
- [14] D. Alistarh, D. Grubic, J. Li, R. Tomioka *et al.*, "QSGD: Communication-efficient SGD via gradient quantization and encoding," *Adv. in Neural Inf. Process. Syst.*, pp. 1709–1720, 2017.
- [15] S. Paternain, S. Lee, M. M. Zavlanos, and A. Ribeiro, "Distributed constrained online learning," *IEEE Trans. Signal Process.*, vol. 68, pp. 3486–3499, 2020.
- [16] X. Zhao and A. H. Sayed, "Distributed clustering and learning over networks," *IEEE Trans. Signal Process.*, vol. 63, no. 13, pp. 3285–3300, 2015.
- [17] S. Magnússon, C. Enyioha, N. Li, C. Fischione *et al.*, "Communication complexity of dual decomposition methods for distributed resource allocation optimization," *IEEE J. Sel. Topics Signal Process.*, vol. 12, no. 4, pp. 717–732, Aug. 2018.
- [18] V. Smith, S. Forte, C. Ma, M. Takáč *et al.*, "CoCoA: A general framework for communication-efficient distributed optimization," *J. Mach. Learn. Res.*, vol. 18, no. 1, pp. 8590–8638, 2017.
- [19] H. Zhang, J. M. F. Moura, and B. Krogh, "Dynamic field estimation using wireless sensor networks: Tradeoffs between estimation error and communication cost," *IEEE Trans. Signal Process.*, vol. 57, no. 6, pp. 2383–2395, 2009.
- [20] U. A. Khan and J. M. F. Moura, "Distributing the Kalman filter for large-scale systems," *IEEE Trans. Signal Process.*, vol. 56, no. 10, pp. 4919–4935, 2008.
- [21] C. G. Lopes and A. H. Sayed, "Diffusion least-mean squares over adaptive networks: Formulation and performance analysis," *IEEE Trans. Signal Process.*, vol. 56, no. 7, pp. 3122–3136, 2008.
- [22] A. H. Sayed, "Adaptation, learning, and optimization over networks," *Foundations and Trends in Machine Learning*, vol. 7, pp. 311–801, 2014.
- [23] L. Li and J. A. Chambers, "Distributed adaptive estimation based on the APA algorithm over diffusion networks with changing topology," *IEEE Workshop on Stat. Signal Process.*, pp. 757–760, 2009.
- [24] K. R. Varshney, "Generalization error of linear discriminant analysis in spatially-correlated sensor networks," *IEEE Trans. Signal Process.*, vol. 60, no. 6, pp. 3295–3301, 2012.
- [25] M. Hellkvist, A. Özçelikkale, and A. Ahlén, "Generalization error for linear regression under distributed learning," *IEEE Int. Workshop on Signal Process. Advances in Wireless Commun.*, May 2020.
- [26] J. Tsitsiklis, D. Bertsekas, and M. Athans, "Distributed asynchronous deterministic and stochastic gradient optimization algorithms," *IEEE Trans. Automat. Control*, vol. 31, no. 9, pp. 803–812, 1986.
- [27] T. Ben-Nun and T. Hoefler, "Demystifying parallel and distributed deep learning: An in-depth concurrency analysis," *ACM Computing Surveys*, vol. 52, no. 4, pp. 1–43, 2019.
- [28] M. Jaggi, V. Smith, M. Takáč, J. Terhorst *et al.*, "Communication-efficient distributed dual coordinate ascent," *Adv. Neural Inf. Process. Systems*, pp. 3068–3076, 2014.
- [29] C. Ma, J. Konečný, M. Jaggi, V. Smith *et al.*, "Distributed optimization with arbitrary local solvers," *Optimization Methods and Softw.*, vol. 32, no. 4, pp. 813–848, 2017.
- [30] C. Zhang, S. Bengio, M. Hardt, B. Recht *et al.*, "Understanding deep learning requires rethinking generalization," *arXiv:1611.03530*, Nov. 2016.
- [31] M. Garcia, "MNIST data," Oct. 2018. [Online]. Available: <https://github.com/datapythonista/mnist>.
- [32] M. Rudelson and R. Vershynin, "Non-asymptotic theory of random matrices: extreme singular values," *Proc. of the Int. Congress of Mathematicians*, pp. 1576–1602, 2010.
- [33] M. Hellkvist, A. Özçelikkale, and A. Ahlén, "Generalization error for linear regression under distributed learning," *arXiv:2004.14637*, Apr. 2020.
- [34] R. Vershynin, *High-Dimensional Probability: An Introduction with Applications in Data Science*. Cambridge University Press, 2018.
- [35] R. Horn and C. Johnson, *Matrix Analysis*. Cambridge University Press, 1990.
- [36] S. Foucart and H. Rauhut, *A Mathematical Introduction to Compressive Sensing*. Springer, 2013.
- [37] A. Rahimi and B. Recht, "Random features for large-scale kernel machines," *Adv. Neural Inf. Process. Syst.*, pp. 1177–1184, 2008.
- [38] C. Bishop, *Pattern Recognition and Machine Learning*, ser. Information Science and Statistics. Springer, 2006.
- [39] N. Halko, P.-G. Martinsson, and J. A. Tropp, "Finding structure with randomness: Probabilistic algorithms for constructing approximate matrix decompositions," *SIAM review*, vol. 53, no. 2, pp. 217–288, 2011.