

Noise Learning Based Denoising Autoencoder

Woong-Hee

Lee, Mustafa Ozger, Ursula Challita, and Ki Won Sung, *Member, IEEE*

Abstract

This letter introduces a new denoiser that modifies the structure of denoising autoencoder (DAE), namely noise learning based DAE (nLDAE). The proposed nLDAE learns the noise instead of the original data. Then, the denoising is performed by subtracting the regenerated noise from the noisy input. Hence, nLDAE is more effective than DAE when the noise is simpler to regenerate than the original data. To validate the performance of nLDAE, we provide two case studies: symbol demodulation and precise localization. Numerical results suggest that nLDAE requires smaller latent space dimension and less training dataset compared to DAE.

Index Terms

machine learning, noise learning based denoising autoencoder, symbol demodulation, precise localization.

I. INTRODUCTION

Machine learning (ML) has recently received much attention as a key enabler for future wireless networks [1], [2], [3]. Among the ML algorithms, denoising autoencoder (DAE) is widely utilized to improve the performance of applications in wireless networks by denoising the observed data that consists of the original data and the noise [4]. DAE is a neural network model for unsupervised learning of a representation based on the construction of the learned representations robust to an addition of noise to the input samples [5]. The mechanism of DAE can be represented by two parts: 1) optimizing the neural network by training a noisy training dataset towards the true input dataset, 2) denoising the test dataset using the optimized neural

W.-H. Lee and U. Challita are with Ericsson Research, Stockholm, Sweden. E-mail: {woonghee.lee and ursula.challita}@ericsson.com.

M. Ozger and K. W. Sung are with the School of Electrical Engineering and Computer Science, KTH Royal Institute of Technology, Stockholm, Sweden (e-mail:{ozger and sungkw}@kth.se).

network. The representative feature of DAE is that the dimension of the latent space is smaller than the size of the input vector. It means that the neural network model is capable of encoding and decoding through a smaller dimension where the data can be represented.

The objective of this study is to improve the performance of DAE with a simple modification of its structure. Consider a noisy observation Y which consists of the original data X and the noise N , i.e., $Y = X + N$. From the information theoretical perspective, DAE attempts to minimize the expected reconstruction error by maximizing a lower bound on mutual information $I(X; Y)$. In other words, Y should capture the information of X as much as possible although Y is a function of the noisy input. Additionally, from the manifold learning perspective, DAE can be seen as a way to find a manifold where Y represents the data into a low dimensional latent space corresponding to X . However, we often face the problem that the stochastic feature of X to be restored is too complex to regenerate or represent. This is called the curse of dimensionality, i.e., the dimension of latent space for X is still too high in many cases.

What can we do if N is simpler to regenerate than X ? It will be more effective to learn N and subtract it from Y instead of learning X directly. In this light, we propose a new denoising framework, named as noise learning based DAE (nlDAE). The main advantage of nlDAE is that it can maximize the efficiency of the ML approach (e.g., the required dimension of the latent space or number of training dataset) for wireless communications where N is typically easier to regenerate than X owing to their stochastic characteristics. To verify the advantage of nlDAE over the conventional DAE, we provide two practical applications as case studies: symbol demodulation and precise localization.

The following notations will be used throughout this letter.

- $\text{Ber}, \text{Exp}, \mathcal{U}, \mathcal{N}, \mathcal{CN}$: the Bernoulli, exponential, uniform, normal, complex normal distributions, respectively.
- $\mathbf{x}, \mathbf{n}, \mathbf{y} \in \mathbb{R}^P$: the realization vectors of random variables X, N, Y , respectively, whose dimensions are P .
- $P' (< P)$: the dimension of the latent space.
- $\mathbf{W} \in \mathbb{R}^{P' \times P}, \mathbf{W}' \in \mathbb{R}^{P \times P'}$: the weight matrices for encoding and decoding, respectively.
- $\mathbf{b} \in \mathbb{R}^{P'}, \mathbf{b}' \in \mathbb{R}^P$: the bias vectors for encoding and decoding, respectively.
- \mathcal{S} : the sigmoid function acting as an activation function for neural networks, i.e., $\mathcal{S}(a) = \frac{1}{1+e^{-a}}$, and $\mathcal{S}(\mathbf{a}) = (\mathcal{S}(\mathbf{a}(1)), \dots, \mathcal{S}(\mathbf{a}(P)))^T$ where $\mathbf{a} \in \mathbb{R}^P$ is an arbitrary input vector.
- f_θ : the encoding function where the parameter θ is $\{\mathbf{W}, \mathbf{b}\}$, i.e., $f_\theta(\mathbf{y}) = \mathcal{S}(\mathbf{W}\mathbf{y} + \mathbf{b})$.

- $g_{\theta'}$: the decoding function where the parameter θ' is $\{\mathbf{W}', \mathbf{b}'\}$, i.e., $g_{\theta'}(f_{\theta}(\mathbf{y})) = \mathcal{S}(\mathbf{W}'f_{\theta}(\mathbf{y}) + \mathbf{b}')$.
- M : the number of training dataset.
- L : the number of test dataset.

II. METHOD OF NLDAE

We first look into the mechanism of DAE to build neural networks. Recall that DAE attempts to regenerate the original data \mathbf{x} from the noisy observation \mathbf{y} via training the neural network. Thus, the parameters of a DAE model can be optimized by minimizing the average reconstruction error in the training phase as follows:

$$\theta^*, \theta'^* = \arg \min_{\theta, \theta'} \frac{1}{M} \sum_{i=1}^M \mathcal{L}(\mathbf{x}^{(i)}, g_{\theta'}(f_{\theta}(\mathbf{y}^{(i)}))), \quad (1)$$

where \mathcal{L} is a loss function such as squared error between two inputs. Then, the j -th regenerated data $\tilde{\mathbf{x}}^{(j)}$ from $\mathbf{y}^{(j)}$ in the test phase can be obtained as follows for all $j \in \{1, \dots, L\}$:

$$\tilde{\mathbf{x}}^{(j)} = g_{\theta'^*}(f_{\theta^*}(\mathbf{y}^{(j)})). \quad (2)$$

It is noteworthy that (1) and (2) are nonlinear operations for which the commutative law does not hold. In other words, if there are two different neural networks which attempt to regenerate the original data and the noise from the noisy input, the linear summation of these two regenerated data would be different from the input. This means that either \mathbf{x} or \mathbf{n} is more effectively regenerated from \mathbf{y} . Therefore, we can hypothesize that learning N , instead of X , from Y can be beneficial in some cases even if the objective is still to reconstruct X . This constitutes the fundamental idea of nlDAE.

The training and test phases of nlDAE are depicted in Fig. 1. The parameters of nlDAE model can be optimized as follows for all $i \in \{1, \dots, M\}$:

$$\theta_{nl}^*, \theta'_{nl}^* = \arg \min_{\theta, \theta'} \frac{1}{M} \sum_{i=1}^M \mathcal{L}(\mathbf{n}^{(i)}, g_{\theta'}(f_{\theta}(\mathbf{y}^{(i)}))). \quad (3)$$

Notice that the only difference from (1) is that $\mathbf{x}^{(i)}$ is replaced by $\mathbf{n}^{(i)}$. Let $\tilde{\mathbf{x}}_{nl}^{(j)}$ denote the j -th regenerated data based on nlDAE, which can be represented as follows for all $j \in \{1, \dots, L\}$:

$$\tilde{\mathbf{x}}_{nl}^{(j)} = \mathbf{y}^{(j)} - g_{\theta'_{nl}^*}(f_{\theta_{nl}^*}(\mathbf{y}^{(j)})). \quad (4)$$

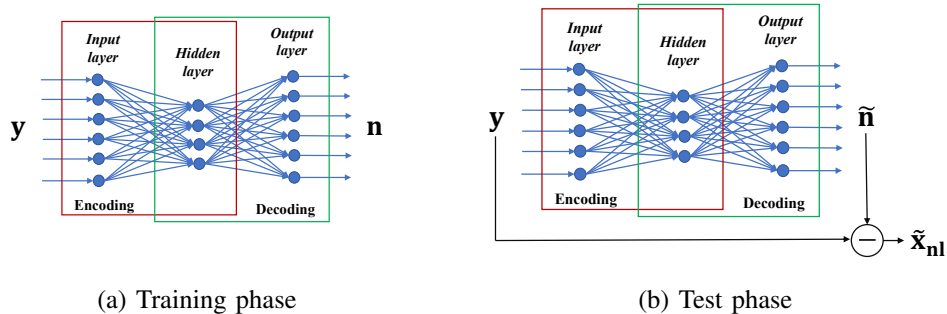


Fig. 1: An illustration of the concept of nIDAE.

To provide the readers with insights into nIDAE, we examine two simple examples where the standard deviation of X is fixed as 1, i.e., $\sigma_X = 1$, and that of N varies. $Y = X + N$ is comprised as follows:

- Example 1: $X \sim \mathcal{U}(0, 2\sqrt{3})$ and $N \sim \mathcal{N}(0, \sigma_N)$.
- Example 2: $X \sim \text{Exp}(0, 1)$ and $N \sim \mathcal{N}(0, \sigma_N)$.

Fig. 2 describes the performance comparison between DAE and nIDAE in terms of mean squared error (MSE) for the two examples¹. Here, we set $P = 12$, $P' = 9$, $M = 10000$, and $L = 5000$. It is observed that nIDAE is superior to DAE when σ_N is smaller than σ_X . The gap between nIDAE and DAE widens with lower σ_X . This implies that the standard deviation is an important factor when we select the denoiser between DAE and nIDAE.

III. TWO CASE STUDIES

To validate the advantage of nIDAE over the conventional DAE in practical problems, we provide two applications to wireless networks in the following subsections.

A. Case Study I: Symbol Demodulation

Here, the objective is to improve the symbol demodulation quality through denoising the received signal that consists of channel, symbols, and additive noise.

¹Throughout this letter, the squared error and the scaled conjugate gradient are applied as the loss function and the optimization method, respectively.

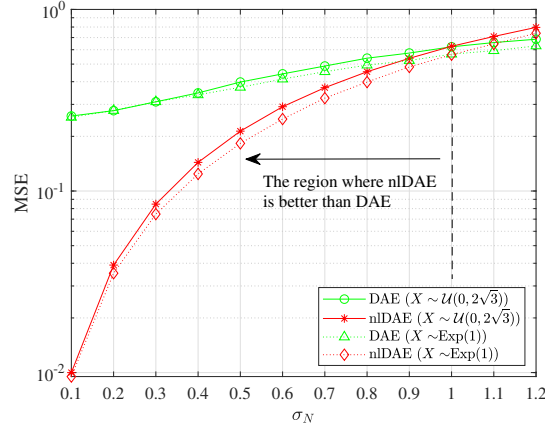


Fig. 2: A simple example of comparison between DAE and nlDAE: reconstruction error according to σ_N .

1) *Model*: Consider an orthogonal frequency-division multiplexing (OFDM) system with P subcarriers where the subcarrier spacing is expressed by Δf . Let $\mathbf{d} \in \mathbb{C}^P$ be a sequence in frequency domain. $\mathbf{d}[n]$ is the n -th element of \mathbf{d} and denotes the symbol transmitted over the n -th subcarrier. In addition, let K denote the pilot spacing for channel estimation. Furthermore, the channel impulse response (CIR) can be modeled by the sum of Dirac-delta functions as follows:

$$h(t, \tau) = \sum_{l=0}^{L_p-1} \alpha_l \delta(t - \tau_l), \quad (5)$$

where α_l , τ_l , and L_p are the complex channel gain, the excess delay of l -th path, and the number of multipaths, respectively. Let $\mathbf{x} \in \mathbb{C}^P$ denote the discrete signal obtained by P -point fast Fourier transform (FFT) after the sampling of the signal experiencing the channel at the receiver, which can be represented as follows:

$$\mathbf{x} = \mathbf{d} \odot \mathbf{h} = \{\mathbf{d}[n] \sum_{l=0}^{L_p-1} \alpha_l e^{-j2\pi n \Delta f \tau_l}\}_{n=0}^{P-1}, \quad (6)$$

where \odot denotes the operator of the Hadamard product. Here, $\mathbf{h} \in \mathbb{C}^P$ is the channel frequency response (CFR), which is the P -point FFT of $h(t, \tau)$. In addition, let $\mathbf{n} \in \mathbb{C}^P$ denote the realization of the random variable $N \sim \mathcal{CN}(0, \sigma_N)$. Finally, $\mathbf{y} (= \mathbf{d} \odot \mathbf{h} + \mathbf{n})$ is the noisy observed signal.

Our goal is to minimize the symbol error rate (SER) over \mathbf{d} by maximizing the quality of denoising \mathbf{y} . We assume that the method of channel estimation is fixed as the cubic interpolation [6] to focus on the performance of denoising the received signal.

2) *Application of nlDAE*: To consider the complex-valued data, we separate it into real and imaginary parts. \Re and \Im denote the operators capturing real and imaginary parts of an input, respectively. Thus, $\tilde{\mathbf{x}}_{nl}^{(j)}$ is the regenerated $\mathbf{d}^{(j)} \odot \mathbf{h}^{(j)}$ by denoising $\mathbf{y}^{(j)}$, which can be represented by

$$\begin{aligned} \tilde{\mathbf{x}}_{nl}^{(j)} &= \Re(\mathbf{y}^{(j)}) - g_{\theta_{nl,R}^*}(f_{\theta_{nl,R}^*}(\Re(\mathbf{y}^{(j)}))) \\ &\quad + i(\Im(\mathbf{y}^{(j)}) - g_{\theta_{nl,I}^*}(f_{\theta_{nl,I}^*}(\Im(\mathbf{y}^{(j)})))) \end{aligned} \quad (7)$$

where

$$\begin{aligned} \theta_{nl,R}^*, \theta_{nl,R}' &= \arg \min_{\theta, \theta'} \frac{1}{M} \sum_{i=1}^M \mathcal{L}(\Re(\mathbf{n}^{(i)}), g_{\theta'}(f_{\theta}(\Re(\mathbf{y}^{(i)})))), \\ \theta_{nl,I}^*, \theta_{nl,I}' &= \arg \min_{\theta, \theta'} \frac{1}{M} \sum_{i=1}^M \mathcal{L}(\Im(\mathbf{n}^{(i)}), g_{\theta'}(f_{\theta}(\Im(\mathbf{y}^{(i)})))). \end{aligned} \quad (8)$$

Finally, the receiver estimates \mathbf{h} with the predetermined pilot symbols, i.e., $\mathbf{d}(nK + 1)$ where $n = 0, 1, \dots$, and demodulates \mathbf{d} based on the estimate of \mathbf{h} and the regenerated $\tilde{\mathbf{x}}_{nl}$.

3) *Experiments*: The performance of the proposed nlDAE is evaluated via $L = 5000$. For the simulation parameters, we set 4 QAM, $P = 12$, $\Delta f = 15$ kHz, $L_p = 4$, and $K = 3$. We further assume that $\alpha \sim \mathcal{CN}(0, 1)$ and $\tau \sim \mathcal{U}(0, 10^{-6})$. For a performance comparison, we select DAE as a conventional denoiser. We also provide the result of non-ML (i.e., only cubic interpolation).

Fig. 3(a) shows SER with respect to P' , where signal-to-noise ratio (SNR) is 5 dB and $M = 10000$. The SER performance of nlDAE is almost consistent for different latent spaces, which is better than those of non-ML and DAE. This means that nlDAE shows a good denoising performance even with an extremely small dimension of latent space if the training dataset is sufficient.

Fig. 3(b) shows SER with respect to M , where SNR is 5 dB and $P' = 9$. Both DAE and nlDAE show better performance than non-ML after $M = 1000$. Furthermore, nlDAE shows that SER converges when $M = 1000$. For DAE, the convergence point is at $M = 10000$. This shows that nlDAE requires much less training dataset than DAE.

Fig. 3(c) shows SER with respect to SNR, where $P' = 9$ and $M = 10000$. The performance of nlDAE improves rapidly as the SNR increases. Especially, in SNR regimes higher than 5 dB,

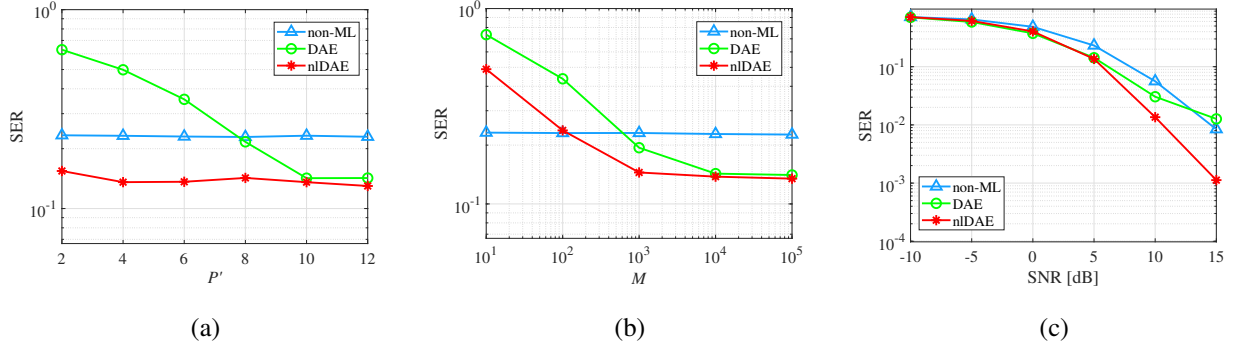


Fig. 3: SER according to (a) the dimension of latent space; (b) the number of training dataset; and (c) SNR.

it achieves better SER performance than DAE. Furthermore, when SNR is 15 dB, DAE is even worse than non-ML. It implies that nDAE is superior to DAE when σ_N is smaller than σ_X , i.e., high SNR regime.

B. Case Study II: Precise Localization

The objective of this case study is to improve the localization quality through denoising the measured distance which is represented by the quantized value of the mixture of the true distance and error factors.

1) *Model*: Consider a 2-D localization where P reference nodes and a single target node are randomly distributed. We estimate the position of the target node with the knowledge of the locations of P reference nodes. For this, let $\mathbf{x} \in \mathbb{R}^P$ denote the vector of true distances from P reference nodes to the target node when X denotes the distance between two random points in a 2-D space. We consider three types of random variables for the noise added to the true distance as follows:

- N_N : ranging error dependent on signal quality.
- N_U : ranging error due to clock asynchronization.
- N_B : non line-of-sight (NLoS) event.

We assume that N_N , N_U , N_B follow the normal, uniform, and Bernoulli distributions, respectively. Hence, we can define the random variable for the noise N as follows:

$$N = N_N + N_U + R_{NLoS}N_B, \quad (9)$$

where R_{NLoS} is the distance bias in the event of NLoS. Besides, we assume that the distance is measured by time of arrival (ToA). Thus, we define the quantization function \mathcal{Q}_B to represent the measured distance with the resolution of B , e.g., $\mathcal{Q}_{10}(23) = 20$. In addition, the localization method based on multi-dimensional scaling (MDS) is utilized to estimate the position of the target node [7].

2) *Application of nlDAE*: In this case study, we consider the discrete values quantized by the function \mathcal{Q}_B . Here, $\tilde{\mathbf{x}}_{nl}^{(j)}$ can be represented as follows:

$$\tilde{\mathbf{x}}_{nl}^{(j)} = \mathcal{Q}_B(\mathbf{y}^{(j)}) - g_{\theta'_{nl,R}}(f_{\theta_{nl,R}}(\mathcal{Q}_B(\mathbf{y}^{(j)}))), \quad (10)$$

where

$$\theta_{nl,R}^*, \theta'_{nl,R} = \arg \min_{\theta, \theta'} \frac{1}{M} \sum_{i=1}^M \mathcal{L}(\mathcal{Q}_B(\mathbf{n}^{(i)}), g_{\theta'}(f_{\theta}(\mathcal{Q}_B(\mathbf{y}^{(i)})))). \quad (11)$$

Thus, $\tilde{\mathbf{x}}_{nl}$ is utilized for the estimation of the target node position in nlDAE-assisted MDS-based localization.

3) *Experiments*: The performance of the proposed nlDAE is evaluated via $L = 5000$. In this simulation, 12 reference nodes and one target node are uniformly distributed in a 100×100 square. We assume that $N_N \sim \mathcal{N}(0, 10)$, $N_U \sim \mathcal{U}(0, 20)$, $N_B \sim \text{Ber}(0.2)$, and $R_{NLoS} = 50$. The distance resolution B is set to 10 for the quantization function \mathcal{Q}_B . For a performance comparison, we select DAE as a conventional denoiser. We also provide the result of non-ML (i.e., only MDS based localization).

Fig. 4(a) shows localization error with respect to P' , where $M = 10000$. The performance of nlDAE is better than non-ML and DAE for all values of P' . Moreover, nlDAE results in higher efficiency compared to DAE in terms of the required dimension of the latent space.

Fig. 4(b) shows localization error with respect to M , where $P' = 9$. Both DAE and nlDAE shows better performance than non-ML after $M = 100$. In addition, nlDAE shows better performance than DAE regardless of M . Furthermore, the localization error almost converges for nlDAE when $M = 100$. Hence, we can verify that nlDAE requires less training data than DAE for the localization error.

Fig. 4(c) shows localization error with respect to the probability of NLoS event denoted by p_{NLoS} , where $P' = 9$ and $M = 10000$. Interestingly, the performance of nlDAE is a form of concave function over p_{NLoS} . This is because the NLoS event, N_B , follows Bernoulli distribution with a variance of $p_{NLoS}(1 - p_{NLoS})$. For DAE, we observe a slightly concave behavior with a

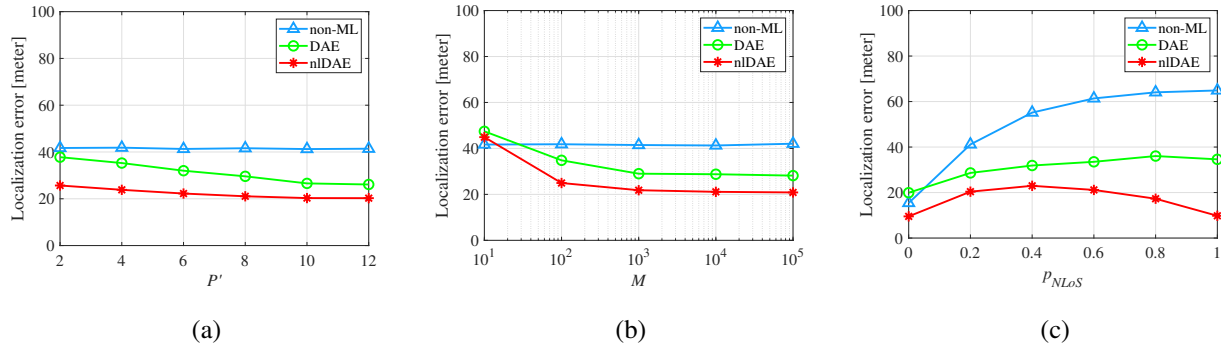


Fig. 4: Localization error according to (a) the dimension of latent space; (b) the number of training dataset; and (c) p_{NLoS} .

maximum at $p_{NLoS} = 0.8$. For non-ML, as p_{NLoS} increases, the localization error increases as expected due to the increment of the expectation of N .

IV. CONCLUSION AND FUTURE WORK

We introduced a new denoiser framework based on the neural network, namely nIDAE. This is a modification of DAE in that it learns the noise instead of the original data. The fundamental idea of nIDAE is that learning noise can provide a better performance depending on the stochastic characteristics (e.g., standard deviation) of the original data and noise. We applied the proposed mechanism to the problems in wireless networks such as symbol demodulation and precise localization. The numerical results support that nIDAE is more effective than DAE in terms of the required dimension of the latent space and the number of training dataset. Applicability of nIDAE to other domains, e.g., image inpainting, remains as a future work. Furthermore, information theoretical criteria of decision making for the selection between DAE and nIDAE is an interesting further research.

REFERENCES

- [1] U. Challita, H. Ryden, and H. Tullberg, “When machine learning meets wireless cellular networks: Deployment, challenges, and applications,” *IEEE Communications Magazine*, vol. 58, no. 6, pp. 12–18, 2020.
- [2] M. Chen, U. Challita, W. Saad, C. Yin, and M. Debbah, “Artificial neural networks-based machine learning for wireless networks: A tutorial,” *IEEE Communications Surveys & Tutorials*, vol. 21, no. 4, pp. 3039–3071, 2019.
- [3] A. Azari, M. Ozger, and C. Cavdar, “Risk-aware resource allocation for URLLC: Challenges and strategies with machine learning,” *IEEE Communications Magazine*, vol. 57, no. 3, pp. 42–48, 2019.

- [4] Y. Sun, M. Peng, Y. Zhou, Y. Huang, and S. Mao, "Application of machine learning in wireless networks: Key techniques and open issues," *IEEE Communications Surveys & Tutorials*, vol. 21, no. 4, pp. 3072–3108, 2019.
- [5] Y. Bengio, L. Yao, G. Alain, and P. Vincent, "Generalized denoising auto-encoders as generative models," *Advances in neural information processing systems*, pp. 899–907, 2013.
- [6] S. Coleri, M. Ergen, A. Puri, and A. Bahai, "Channel estimation techniques based on pilot arrangement in OFDM systems," *IEEE Transactions on broadcasting*, vol. 48, no. 3, pp. 223–229, 2002.
- [7] I. Dokmanic, R. Parhizkar, J. Ranieri, and M. Vetterli, "Euclidean distance matrices: Essential theory, algorithms, and applications," *IEEE Signal Processing Magazine*, vol. 32, no. 6, pp. 12–30, 2015.