

An Observational Signature of Sub-Equipartition Magnetic Fields in the Spectra of Black Hole Binaries

JOHN WALLACE ¹ AND ASAF PE'ER ¹

¹*Department of Physics, Bar-Ilan University, Ramat-Gan 52900, Israel*

(Received January 19, 2021; Revised May 29, 2021; Accepted May 31, 2021)

Submitted to ApJ

ABSTRACT

A common assumption used in the study of accretion disks is that the magnetic energy density and the kinetic energy density should be in equipartition. This assumption relies on the faster growth rate of the magnetic field strength against the kinetic energy of the particles in the flow, for decreasing radius, combined with a dissipation mechanism that tends towards equipartition. In this paper, we examine this assumption by modeling the radio, mm and optical spectra of several black hole binaries in their quiescent state. We use a standard two-component disk model, consisting of an inner geometrically thick and optically thin disk, emitting thermal synchrotron radiation, along with an outer, thin disk, which radiates as a multicolor blackbody. We find that at the low accretion rates typical of the quiescent state, the spectral shape is qualitatively reproduced using magnetic fields that are between 0.1% and 1% of the equipartition value, considerably smaller than previously thought. We discuss our findings in view of (1) the launching of jets in these objects, which is commonly believed to rely on the presence of a strong magnetic field in the central region of the disk; and (2) the role of magnetic dissipation in the structure of the inflow.

Keywords: Jets (870) — Magnetic fields (994) — Stellar mass black holes (1611) — X-ray binary stars (1911)

1. INTRODUCTION

Black hole binaries (BHs) exhibit a number of distinct spectral states, which are classically defined by the hardness of the X-ray emission and the bolometric luminosity of the system in each state. The different states are in turn associated with separate modes of accretion. These are generally divided into four main states as follows, from higher accretion rates to lower: The high/soft state (HSS), very high state/intermediate state (VHS/IS), low/hard state (LHS) and quiescent state (QS) (Esin et al. 1997; Zdziarski & Gierliński 2004; Remillard & McClintock 2006; Narayan & McClintock 2008).

The HSS, corresponding to accretion rates $\dot{M} \gtrsim 0.1\dot{M}_{\text{Edd}}$, is a high luminosity state, consisting of a cool,

geometrically thin disk extending down to the innermost stable circular orbit (ISCO) (Shakura & Sunyaev 1973; Esin et al. 1997; Remillard & McClintock 2006; Narayan & McClintock 2008). Such a disk is optically thick and radiates as a multicolor blackbody disk (MCD) from its surface (Frank et al. 2002).

At lower accretion rates, the inner regions of the disk do not radiate efficiently, resulting in a flow which is advection dominated, hot and optically very thin (Narayan & Yi 1994). The inner regions of the disk begin to “inflate”, resulting in a roughly spherical flow, extending from the ISCO out to some radius r_{tr} , the truncation radius, where the flow can once again radiate efficiently and return to the thin disk structure (Narayan et al. 1996; Esin et al. 1997; Homan & Belloni 2005). For accretion rates $\dot{M} \lesssim 0.1\dot{M}_{\text{Edd}}$, the system is said to be in the intermediate state (VHS/IS), where the central hot flow is still small in size and the flow remains radiatively quite efficient. This state is also associated with

a strong jet (Fender et al. 2004; Narayan & McClintock 2008; Fender et al. 2009).

As the accretion rate decreases, the inner edge of the thin disk recedes further outwards from the black hole (i.e. r_{tr} increases), resulting in a larger inner flow which is very hot ($T_e \sim 10^9 - 10^{11}$ K). For $\dot{M} \sim 10^{-2} \dot{M}_{\text{Edd}}$, the system is in the LHS, named for its low luminosity and hard X-ray spectrum. The jet persists in this state, albeit at a lower luminosity compared to the VHS/IS. Below $\dot{M} \sim 10^{-3} \dot{M}_{\text{Edd}}$, the system enters the quiescent state — a very low luminosity state with a weak jet, where the system spends the majority of its time (Beloni 2010).

One common assumption that is used in the study of accretion flows is that there should be equipartition between the magnetic and kinetic energy densities. This assumption is made on the basis of scaling and energetics arguments, whereby the magnetic energy density grows faster than the kinetic energy, reaching equipartition quickly (see, for example, Shvartsman 1971; Meszaros 1975). Maintaining this equipartition then relies on the existence of dissipation mechanisms in the disk, which subsequently act to keep the magnetic field at its equipartition value.

The validity of this assumption has not been tested in-depth, although it is generally relied on in many areas of accretion disk study (see, for example, Melia 1992; Narayan et al. 1996, 1997; Quataert & Gruzinov 2000; Yuan et al. 2003; Bower et al. 2005; Beskin & Karpov 2005; Marrone et al. 2007; Kuo et al. 2014, among others). An initial attempt at abandoning equipartition by Scharlemann (1983) found that doing so would introduce an instability to the flow, which could lead to an increased dissipation rate of the magnetic field. The study was carried out for purely spherical accretion flows and relied on a number of simplifying assumptions and the theory was not developed for more general applications. Kowalenko & Melia (1999) discuss the effect of relaxing the equipartition requirement, with the aim of incorporating turbulence in the flow into models of the dissipation of magnetic field in a plasma. The authors find that at large radii, the magnetic field may be suppressed to below its equipartition value, while at small radii, the field may exceed equipartition, outstripping the dissipation mechanism.

Another study carried out by Karpov & Lipunov (2001) found that under common conditions for the formation of massive BHB systems, equipartition will not be reached in a spherical accretion flow and as such, the magnetic field will remain weak. This was followed by a recent paper (Lipunov et al. 2021), which further discussed the evolution of BHB systems, again finding

that a quasi-spherical type of advection-dominated accretion is realized, with only a weak magnetic field (below equipartition). Despite the findings that removing an equipartition prescription may have important implications for the magnetic properties of the flow and for the heating of particles in the disk, this avenue of investigation has not been pursued further, to our knowledge.

Numerical simulations by Igumenshchev & Narayan (2002); Igumenshchev et al. (2003) find that the magnetic field may, in fact, be maintained at slightly sub-equipartition and that it is dependent on the nature of the field supplied by the inflowing matter. They also find that magnetic dissipation has a significant effect on the structure of the flow, given that strong magnetic dissipation would contribute to electron heating, as well as causing turbulence in the flow. It is clear then that the assumption of equipartition may have significant effects on how the flow evolves, in terms of heating and magnetic flux build-up.

Of the four main observational states in BHBs, three of the states (VHS/IS, LHS and QS) are associated with the formation or presence of jets (Narayan & McClintock 2008). In the intermediate and low/hard states, these jets are powerful and dominate the emission in the radio/optical bands. In the quiescent state, the jet power is substantially weaker and may no longer outshine the disk emission. A central part of the study of relativistic jets is to understand the role played by the magnetic field in launching the jets seen in these states (Blandford & Znajek 1977; Blandford & Königl 1979; Casella & Pe'er 2009; Tchekhovskoy et al. 2011). It is therefore vital to have a clear understanding of how the magnetic field behaves in the inner regions of an accretion disk. In order to study the magnetic fields within the flow, we turn to the quiescent state, where any contribution of a jet to the spectrum is most suppressed and thus allows for closer examination of the properties of the flow itself.

Previous studies have considered mainly the higher energy portions of the spectrum, at and above 10^{15} Hz in particular. This was generally due to a lack of observational data at lower frequencies (around $10^{10} - 10^{14}$ Hz), where we expect to find synchrotron emission from the disk. Early attempts at modelling BHB sources using a two-component accretion disk suggest that the X-ray spectrum is formed by Comptonized disk photons and is found to be insensitive to the exact magnetic properties of the disk (e.g. Narayan et al. 1996, 1997; Esin et al. 1997; McClintock et al. 2003). As a result, it was not possible to constrain the magnetic field of the disk using these observations.

More recent observations from ALMA, VLA and Spitzer have given more complete coverage of the spec-

trum of some BHB sources, in particular at frequencies below the peak of the thin disk emission, which occurs at around 10^{15} Hz (Narayan & McClintock 2008). Sources such as V404 Cyg, XTE J1118+480 and A0620-00 have been observed extensively at these frequencies (Gallo et al. 2007; Froning et al. 2011; Bernardini et al. 2016; Dincer et al. 2018; Gallo et al. 2019), which makes them ideal candidates to test for disk emission.

The exact source of the emission across the broadband spectrum is still the subject of some debate. Most current models favour a jet-dominated or disk-jet emission scenario to explain the broadband spectrum of the binary system, since this can explain an observed correlation between radio and X-Ray luminosities (Gallo et al. 2003; Yuan & Cui 2005), while also providing an explanation for the flat or inverted radio spectrum generally observed in quiescent sources (Hynes et al. 2009; Maitra et al. 2009; Froning et al. 2011; Xie et al. 2014; Russell et al. 2016; Yang 2016). On the other hand, Veledina et al. (2013) argue that the optical and infrared (OIR) parts of the spectrum can be explained by emission from an extended hot accretion flow, rather than by emission from a jet. In particular, the authors argue that the hot flow model should be favoured at these frequencies since it can naturally explain the variability properties observed in BHB sources.

In this paper, we propose a disk-dominated, two-component model, consisting of a hot, roughly spherical flow in the inner regions of the system and a thin disk in the outer regions, beyond the truncation radius r_{tr} in order to probe the magnetic properties of the accretion disk. We want to find an observational signature of the magnetic field within the flow and to this end, we aim to measure the contribution of thermal synchrotron emission from the inner regions of the quiescent disk to the overall spectrum of the source. We apply this model to three sources, A0620-00, V404 Cyg and XTE J1118+480 in their quiescent states, in order to examine the effect of changing the fraction of equipartition, ε_B , which represents the ratio of the magnetic energy density to the kinetic inflow energy density. We study the disk component of the emission in the microwave, infrared and optical portions of the spectrum, which show evidence of some excess emission (Gallo et al. 2007), commonly attributed to a jet or outflow. In particular, we show for the first time that the magnetic field present in the accretion flow is significantly weaker than previously assumed, which conflicts with current theories of jet-launching and suggests very strong magnetic dissipation in the flow.

2. MODEL

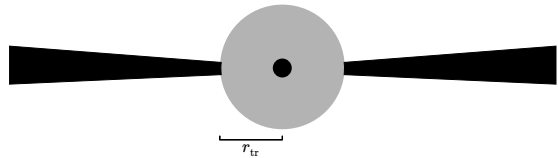


Figure 1. Schematic of the black hole and its surrounding accretion disk, showing the structure of the model used in this paper. The spherical gray area is the hot, inner flow, while the long, black regions on the outside represent the thin disk. The truncation radius, r_{tr} is the point at which the flow switches from thick to thin. Typical values of r_{tr} are $10^3 - 10^4 r_g$. The overall system size is $\sim 10^5 r_g$.

Our model consists of two components, namely an inner, hot flow and an outer, thin disk (a schematic of this model is shown in figure 1). The inner flow radiates via thermal synchrotron and bremsstrahlung emission, while the thin disk is modelled as an MCD. This model is supported by observational evidence, which suggests that the thin disk does indeed retreat from the inner regions in the lower luminosity states, particularly in the quiescent state, where there is no evidence for the soft blackbody emission at X-Ray wavelengths that would be expected from the inner regions of a thin disk (Zdziarski & Gierliński 2004; Done et al. 2007).

2.1. Thin Disk

The spectrum of the outer disk is constrained by the mass of the central black hole in the system and the accretion rate. For a given frequency ν , the specific emitted flux, F_ν , is (Frank et al. 2002):

$$F_\nu = \frac{4\pi h \cos(i) \nu^3}{c^2 d^2} \int_{r_{\text{in}}}^{r_{\text{out}}} \frac{r dr}{\exp(h\nu/k_B T(r)) - 1}, \quad (1)$$

where:

$$T(r) = \left\{ \frac{3GM\dot{M}}{8\pi r^3 \sigma} \left[1 - \left(\frac{r}{r_s} \right)^{1/2} \right] \right\}^{1/4}. \quad (2)$$

Here, i is the inclination of the thin disk to the line of sight, M is the mass of the central object, \dot{M} is the accretion rate, r_s is the Schwarzschild radius and d is the distance from the source to the observer. G is the gravitational constant, h is Planck's constant, σ is the Stefan-Boltzmann constant and c is the speed of light.

The value of M can in general be determined independently of the spectrum (e.g. by dynamical measurement), so for sources where this is the case, it is a fixed parameter of this model.

For sources with independent mass measurements, the accretion rate, \dot{M} , is generally constrained by the contribution of the thin disk to the spectrum — since the temperature of the disk is dependent only on mass and

accretion rate. Matching the observed flux can therefore set the constraint on the mass inflow rate, which is also important for the emission from the thick disk, since the thin disk feeds directly into the inner flow. The other parameters that affect the spectrum of the thin disk are the values of r_{in} , r_{out} and the inclination of the thin disk to the line of sight, i .

r_{in} in this case corresponds to the truncation radius, r_{tr} . Typical values of r_{tr} are expected to be a few $10^3 r_g$ to $\sim 10^4 r_g$ (Narayan & McClintock 2008). Values of r_{out} for these systems generally lie at around $10^5 r_g$, due to the fact that for an accreting binary system, the infalling material must come from the companion star and so the size of its accretion disk cannot be larger than the Roche lobe of the system.

The value of the inclination is in many cases less certain, although there are some observational constraints for a limited number of sources.

2.2. Thick Disk

The contribution of the inner disk is mainly in the form of synchrotron emission, where a thermal population of electrons is assumed. We tie the magnetic field in the flow to the kinetic energy of the infalling material by assuming that the magnetic energy density is in some fraction of equipartition, ε_B with the kinetic infall energy, defining $\varepsilon_B = u_m/u_k$, where u_m is the magnetic energy density and u_k is the kinetic energy density (following Shvartsman 1971; Melia 1992; Marrone et al. 2006, for example).

The resulting model of the inner accretion flow is as follows: The radial density profile is assumed to follow a power law:

$$n(r) = n_0 \left(\frac{r}{r_s} \right)^{-\beta}, \quad (3)$$

where here n_0 is the number density at the Schwarzschild radius. The value of β is determined by the structure of the accretion flow. For free-falling gas (Blandford & Begelman 1999), $\dot{M}(r) \propto r^p$, and then $\beta = \frac{3}{2} - p$. For spherical accretion (Bondi 1952) or an advection dominated accretion flow (ADAF) (Narayan & Yi 1994), $\beta = \frac{3}{2}$, while for a convection-dominated accretion flow (CDAF), $\beta = \frac{1}{2}$. In this work, the value of β is taken to be 1.5, corresponding to an ADAF/Spherical flow.

The equipartition ratio ε_B is used to vary the strength of the magnetic field in our model, where a value of $\varepsilon_B = 1$ corresponds to equipartition between the kinetic and magnetic energy densities, while values of $\varepsilon_B < 1$ represent a sub-equipartition magnetic field (i.e. lower magnetic field strength) (e.g. Shvartsman 1971; Melia 1992). This allows the number density of particles n_e to be tied to the magnetic field strength B . Then

making use of the equation for the density as a power law and assuming pure hydrogen in the plasma gives: $\rho = m_{\text{H}} n_0 \left(\frac{r}{r_s} \right)^{-\beta}$. Equating the energy densities results in: $\frac{B^2}{8\pi} = \varepsilon_B \frac{1}{2} \rho u_r^2$, where u_r is the infall speed, with $u_r \sim \frac{c}{\sqrt{\frac{r}{r_s}}}$ (e.g. Narayan & McClintock 2008). Thus the magnetic field strength is:

$$B = \sqrt{4\varepsilon_B \pi c^2 m_{\text{H}} n_0} \left(\frac{r}{r_s} \right)^{\frac{-(\beta+1)}{2}}. \quad (4)$$

The temperature at the inner edge of the accretion flow is a free parameter of the model, with typical electron temperatures of $\sim 10^9 - 10^{11}$ K for a two-temperature flow (Narayan & McClintock 2008).

We use the angle-averaged synchrotron emissivity from Wardziński & Zdziarski (2000):

$$j_\nu = \frac{2^{1/6} \pi^{3/2} e^2 n_e \nu}{3^{5/6} c K_2(1/\Theta) v^{1/6}} \exp \left[- \left(\frac{9\nu}{2} \right)^{1/3} \right], \quad (5)$$

with $\Theta = kT/mc^2$ and $v = \nu / (\nu_c \Theta^2)$, ν_c is the cyclotron frequency. Here, K_2 is the modified Bessel function of the second kind (e.g. Abramowitz & Stegun 1970).

For thermal electrons, the absorption coefficient is given by Kirchhoff's Law: $\alpha_\nu = j_\nu/B_\nu$ (Rybicki & Lightman 1979). To find the specific intensity, we solve numerically the radiative transfer equation along the line of sight:

$$\frac{dI_\nu(s)}{ds} = -\alpha_\nu(s)I_\nu(s) + j_\nu(s). \quad (6)$$

To calculate the specific flux from a spherical source, (see Rybicki & Lightman 1979, figure 1.6), we get:

$$F_\nu = \pi \int_{s_0}^s I_\nu(s') \sin \theta_c(s')^2 ds', \quad (7)$$

where: $\theta_c(s) = \sin^{-1}(s/d)$ (for an observer at distance d). Thus the final expression for the specific flux is:

$$F_\nu = \frac{\pi}{d^2} \int_{s_0}^s I_\nu(s') s'^2 ds'. \quad (8)$$

3. MODELLED SOURCES

3.1. A0620-00

A0620-00 is a soft X-Ray transient source, consisting of a $6.6 M_\odot$ compact object and a $0.4 M_\odot$ K-type companion, with an orbital period of 7.75 hr (McClintock & Remillard 1986; Cantrell et al. 2010). It is one of the most extensively observed BHB systems to date. The inclination of the system is estimated at: $i = (51 \pm 0.9)^\circ$, while the distance from Earth is $d = (1.06 \pm 0.12)$ kpc (Tetarenko et al. 2016).

In constructing the broadband spectral energy distribution (SED) of A0620-00, we use the above parameters for the central black hole, along with an accretion rate of $2.75 \times 10^{-12} M_{\odot}$ per year. This rate is initially based on previous estimates, e.g. Narayan et al. (1996), and chosen to match the thin disk contribution to the spectrum.

Furthermore, we adopt an outer disk radius, r_{out} , of $10^5 r_g$, on the basis that the orbital period implies a system size of around 10^{11} cm, which corresponds to $\sim 10^5 r_g$. The value of r_{tr} is varied along a few $10^3 - 10^4 r_g$, which is in line with standard choices by other modellers. The value of r_{tr} is less well constrained and is generally treated as a free parameter of most models. Narayan et al. (1996) offer a possible method for choosing a reasonable value, based on comparisons with the H α line, although the authors find that an accurate determination using this method is tricky and maintain r_{tr} as a free parameter.

We compare with observations as reported in Gallo et al. (2019, and references therein), which give broadband coverage of the spectrum from radio to X-Ray frequencies. In particular, we focus on explaining the excess of emission observed at OIR frequencies, where the shape of the spectrum deviates from that expected of a standard MCD blackbody. We find that this component of the emission can be explained as thermal synchrotron emission coming from the inner flow.

In the case of A0620-00, the addition of ALMA data allows us to further constrain the properties of the disk, which then enables us to estimate the value of ε_B in the flow.

3.2. XTE J1118+480

XTE J1118+480 is another soft X-Ray transient source, consisting of a $7.3 M_{\odot}$ compact object and a $0.2 M_{\odot}$ companion, with an orbital period of 4.1 hr. The inclination of the system is in the range: $68^{\circ} < i < 82^{\circ}$, while the distance from Earth is $d = (1.72 \pm 0.1)$ kpc (Tetarenko et al. 2016).

We compare with observations as reported in Gallo et al. (2007, and references therein). Again focusing on explaining the excess of emission observed at OIR frequencies, which is exhibited by XTE J1118+480 as in A0620-00.

Here, the orbital period again implies a system size of around $\sim 10^{11}$ cm, which corresponds to $\sim 10^5 r_g$. The value of r_{tr} is chosen to be $5 \times 10^3 r_g$, along with an accretion rate of $3 \times 10^{-12} M_{\odot} \text{ yr}^{-1}$.

3.3. V404 Cygni

V404 Cyg consists of a $9 M_{\odot}$ compact object and a $0.7 M_{\odot}$ K-type companion, with an orbital period

of 155 hr (Bernardini et al. 2016). The inclination of the system is estimated at: $i = (67_{-1}^{+3})^{\circ}$ (Khargharia et al. 2010), while the distance from Earth is: $d = (2.39 \pm 0.14)$ kpc (Tetarenko et al. 2016). The accretion rate in V404 Cyg is less certain, however it can be estimated using the shape of the blackbody spectrum (as discussed in section 2.1). Using this procedure to set the accretion rate leads to a value of $1.5 \times 10^{-9} M_{\odot}$ per year.

We adopt an outer disk radius, r_{out} , of $10^5 r_g$, as the orbital period again implies a system size of around 10^{12} cm, which corresponds to $\sim 10^5 r_g$ for a $9 M_{\odot}$ black hole. The value of r_{tr} is varied as before, along a few $10^3 - 10^4 r_g$.

V404 Cyg also displays the excess of emission at OIR frequencies below the thin disk peak, which we argue can again be explained as thermal synchrotron emission from the inner flow. The lack of spectral coverage at wavelengths between the radio and the OIR means that it is not possible to confidently constrain the magnetic field in V404 Cyg's inner accretion flow, although models with sub-equipartition fields can produce the necessary excess emission and so further observations (e.g. with ALMA) could place stronger constraints on the field.

4. RESULTS

It is important to note that in each of these cases, we are not attempting a statistical best fit, but rather to generate a representative spectrum which visually reproduces the main features of each spectrum and illustrates the magnitudes of the quantities involved. These results should therefore not be taken as an attempt to determine the exact parameters of the sources in question, but rather to demonstrate the properties of the magnetic field in our model in a theoretical sense, making use of values already available in the literature, such as accretion rate and inclination.

In the case of A0620-00, we find good qualitative agreement between our model and the data for a very weak magnetic field (see figure 2). For the parameters given in section 3.1, we find that an accretion disk with a temperature of 6×10^{10} K at the inner edge of the accretion disk and a truncation radius of $4 \times 10^3 r_g$ can well explain the observed excess radiation with an equipartition ratio $\varepsilon_B = 10^{-3}$.

Figure 3 clearly illustrates that the excess emission at OIR frequencies is naturally explained by a sub-equipartition model. We disfavour models with values of ε_B close to equipartition, since these models overproduce emission at all frequencies between 10^{11} Hz and 10^{15} Hz.

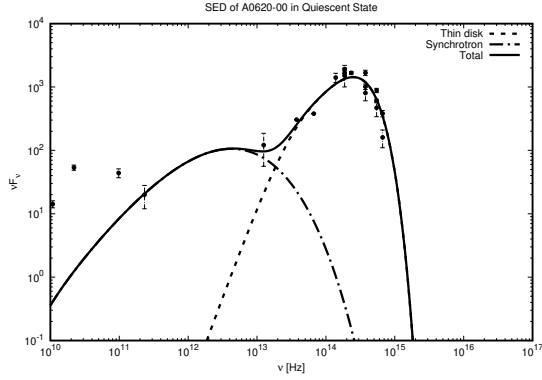


Figure 2. SED of A0620-00, along with observational data from Gallo et al. (2019, and references therein). The excess of emission near 10^{13} Hz is well described by thermal synchrotron from a weakly-magnetized, hot flow. The radio data are not explained by the synchrotron portion of the spectrum, suggesting that some contribution from a radio emitting jet or outflow would still be necessary to fully explain the observed spectrum of A0620-00.

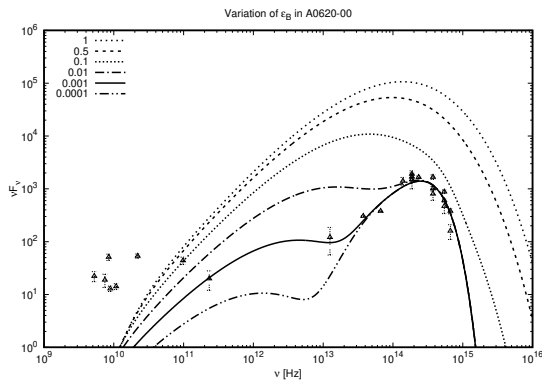


Figure 3. The effect of changing the value of ϵ_B , showing that an equipartition magnetic field overproduces emission and dominates the contribution from the thin disk. Moving to lower values of ϵ_B results in the characteristic “bump” in the spectrum at around 10^{13} Hz. Clearly, the value of the magnetic field must be significantly below equipartition in order to explain the observed excess emission.

The two-component model cannot explain the emission at radio frequencies for any sensible choice of parameters, with a sharp cut-off in the synchrotron emission component occurring at around 10^{10} Hz, meaning that some contribution from a jet or outflow would have to be present to account for the lower energy radiation.

The excess OIR emission in XTE J1118+480 can similarly be modelled as thermal synchrotron emission coming from a weakly magnetized inner flow (see figure 4). Using the values in section 3.2), combined with an inner temperature of 5×10^{10} K and a truncation radius of $5 \times 10^3 r_g$, there is good agreement with the observed

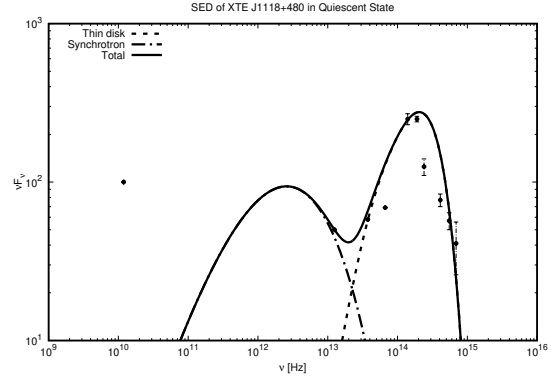


Figure 4. SED of XTE J1118+480, along with observational data from Gallo et al. (2007, and references therein). The excess of emission near 10^{13} Hz is once again well described by thermal synchrotron from a weakly-magnetized, hot flow.

data points if we again choose $\epsilon_B = 8 \times 10^{-4}$ — a very weak field.

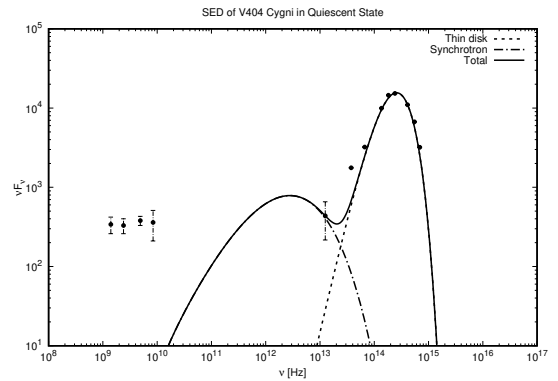


Figure 5. SED of V404 Cyg, along with observational data from Gallo et al. (2007, and references therein). The excess of emission near 10^{13} Hz is well described by thermal synchrotron from a weakly-magnetized, hot flow. The parameters used in this case are: $T = 3 \times 10^{11}$ K, $r_{tr} = 3 \times 10^4 r_g$. The value of ϵ_B is found to be 2×10^{-9} , which is extremely small, even when compared with that of the previous two sources.

In order not to overproduce synchrotron emission in V404 Cyg, we require a value of $\epsilon_B = 2 \times 10^{-9}$, corresponding to a magnetic field strength of around 50 G at $10 r_g$, which is far below equipartition and far below the value of ϵ_B found in the previous two sources (see 5). Indeed, in the case of A0620-00, our model suggests a magnetic field strength of around 2000 G at a distance of $10 r_g$ from the central black hole. For XTE J1118+480, we calculate a value of 1750 G. We therefore find that the magnetic field in V404 Cyg must be significantly smaller than that in the other two sources, according to this analysis.

One possible explanation for this difference between sources is that the accretion rate in V404 Cyg is much higher than in the other two sources ($\dot{M} \sim 10^{-9}$ vs. $\dot{M} \sim 10^{-12}$). This higher accretion rate should still correspond to a system in the quiescent state, given that it represents an accretion rate of around $10^{-2}\dot{M}_{\text{Edd}} - 10^{-3}\dot{M}_{\text{Edd}}$ (see the analysis by [Narayan & McClintock 2008](#), for example). It should be noted however, that this value does lie on the upper limit of the range of accretion rates expected in the quiescent state and so the case of V404 Cyg may warrant further investigation in order to determine exactly which accretion state it is exhibiting.

5. DISCUSSION

The observational data for all these sources is combined from several different observing campaigns, sometimes spanning several years. While all of the data points we use correspond to observations of the sources in their quiescent states, the nature of BHBs is that they are variable in a number of parameters, most notably accretion rate. This can have significant observational consequences, since the accretion rate is closely tied to the behaviour of key aspects of the system. In particular, the flux coming from the thin disk is essentially entirely dependent on the value of \dot{M} (where the mass of the central object is known). This combines with the understanding that any variation in the accretion rate will result in a change in the truncation radius. The magnitude of this change is not clear, however it is important to bear in mind when assessing these results. Observations of A0620-00 show that the accretion rate appears to remain somewhat stable over time, which lends weight to the assumption that the overall shape of the spectrum will remain largely unchanged over time (as long as it is observed in the same spectral state).

Sub-equipartition models provide a good explanation for the emission from the all three sources, although only in the case of A0620-00 do we have enough data to rule out some of the higher temperature cases. With this constraint, the value of the magnetic field falls to as low as 0.1% of the equipartition value. In all cases, for reasonable choices of parameters, an equipartition magnetic field would overproduce emission at sub-millimeter wavelengths. As mentioned previously, the lack of simultaneous data in all of the regions of interest may present an obstacle to making firm conclusions, however since the accretion rate can be constrained by the thin disk component and since all of the sources show an excess in the OIR region, it is reasonable to assume that it should exist as a general feature of the spectrum across long time periods.

The value of the magnetic field in V404 Cyg was found to be extremely small, even relative to the small fields found in A0620-00 and XTE J1118+480. Some part of this discrepancy may be explained by the higher accretion rate in V404 Cyg, which lies towards the upper limit of accretion rates believed to be found in the quiescent state, at around 0.1%–1% of the Eddington value. This situation may not be well described by the simple two-component model used in this work. In reality, the dynamics of the disk are likely to be significantly more complex and it stands to reason that the largest deviations from this simplified behaviour would occur for extreme values of the quiescent accretion rate.

If the disk geometry is significantly altered by a recent transition from a higher luminosity state (e.g. due to the presence of a strong jet or outflow, which may disrupt or otherwise alter the inner regions of the accretion flow), numerical simulations of the system may be required to constrain the accretion mode and to assess whether or not the system has fully settled into the quiescent state. There are some hints that V404 Cyg's accretion mode and geometry may not be identical to that of the other two sources, given that the accretion rate of V404 Cyg is higher, however we require a significantly larger truncation radius in order to fit the blackbody portion of the spectrum. This runs counter to what is usually expected, whereby a higher accretion rate corresponds to a smaller transition radius. This is possibly due to some effects of state transitions in the system, which should coincide with the shutting off of a powerful jet as the system moves into the quiescent state. Over time, it is also expected that the outer disk will begin to move inwards, eventually leading to the reappearance of the jet.

The large value of the truncation radius used in this case will result in the temperature of the inner disk dropping quite low. This will have some implications on the structure of the disk, however the ADAF solution will still be valid in this region and so should not pose a major problem for this analysis. The drop in temperature does present a larger problem however, which is discussed in detail in [Wardziński & Zdziarski \(2000\)](#), namely that as the dimensionless temperature Θ falls below a value of around 0.9, the emissivity (equation 5) will tend to overestimate the rate of production of synchrotron emission. This issue can be partially alleviated by the physical argument that the disk emission should be largely dominated by emission from the innermost regions, where the temperature, density and magnetic field are highest. As such, ignoring the effects of equation 5 beyond around $10^4 r_g$ should not be a drastic departure from the true value. Direct numerical solutions of

the synchrotron emission, based on numerical disk simulations, will provide a more comprehensive analysis of extreme cases such as this, without relying on analytical approximations of the emissivity to the same degree.

The low value of ε_B can, however, be verified by comparing the total synchrotron power of V404 Cyg with one of the other sources. Given that:

$$P_{\text{tot}} \sim nB^2T^2 \quad (9)$$

(e.g. Wardziński & Zdziarski 2000), comparing the relevant quantities in V404 Cyg and A0620-00, we see that a value of $\varepsilon_B = 2 \times 10^{-9}$ in V404 Cyg produces:

$$\frac{P_V}{P_A} = \frac{n_V B_V^2 T_V^2}{n_A B_A^2 t_A^2} \sim 4.5. \quad (10)$$

Plotting the observed fluxes together (see figure 6) indicates that the expected power in our calculations is correct as expected by standard synchrotron theory.

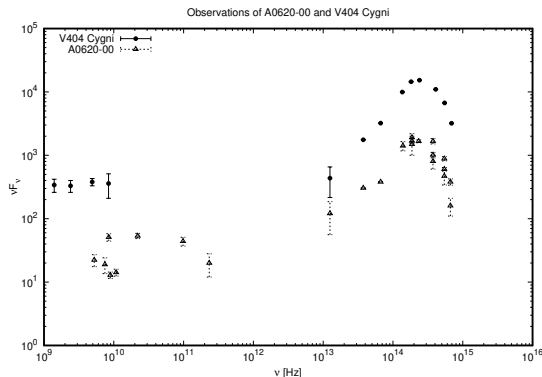


Figure 6. Comparison of the observed fluxes in V404 Cyg (circles) and A0620-00 (triangles), which shows that the difference in synchrotron flux is a factor of a few. The most relevant area of comparison based on our calculation is the point around 10^{13} Hz, which comes from the synchrotron emission in the inner flow. The higher energy emission comes from the outer thin disk in our model, while the lower energy emission is likely to come from a jet or outflow.

Indeed, we find agreement with the calculations of Dallilar et al. (2017), who find a magnetic field of 33 G from synchrotron fitting, which matches very closely with the 50 G we find. The authors also agree that the source is likely to be in a non-equipartition configuration. Similarly, Jana et al. (2020) find a magnetic field in V404 Cyg of 90–900 G, although their analysis deals with the outburst phase of the source and uses a slightly different model, in which the thin disk extends all the way to the ISCO and is surrounded by the optically thin region, rather than replaced by it. In any case, the important finding is that the magnetic field strength is likely to be low in this source.

A sub-equipartition magnetic field suggests that any dissipation mechanism of the magnetic field is likely to be quite strong, providing significant heating to the accretion flow. Given that the magnetic field grows faster than the kinetic energy, such a dissipation mechanism must exist and furthermore, must operate efficiently. There are numerous potential instabilities that can exist within an accretion disk, many of which will work to dissipate the field. Previously, the assumption of equipartition relied on these mechanisms favouring a magnetic field at its equipartition value and working constantly to maintain such a scenario. If it is the case that magnetic fields do not tend towards equipartition, then there are some consequences that should be considered.

Firstly, if the value of the ε_B is not observed to be constant over a large number of sources, it is possible that the dissipation of magnetic field follows a random process. This is certainly possible, given the turbulent nature of accretion flows, although it is not clear that it would be energetically favourable.

If, on the other hand, ε_B is observed to follow a clear relation across different accreting sources, then the fundamental idea of an equipartition assumption need not change. That is, if the magnetic field generally tends to a particular value of ε_B , then the notion of a dissipation mechanism within the flow acting to maintain a particular magnetic configuration would still hold true, albeit for a significantly smaller magnetic field strength than previously assumed. The energetics of such a situation may suggest the presence of another balancing quantity, but such considerations are beyond the scope of this paper.

If the accretion disk cannot, or rather does not sustain a large magnetic field, this could pose a problem for the launching of jets from the inner accretion flow, which is generally understood to require the presence of strong magnetic fields. Given that the two-component model in this paper cannot adequately explain the observed flat spectrum at low energies, which is characteristic of a self-absorbed jet or outflow, it seems likely that some form of jet is present to account for this emission. This jet would have to be quite weak, with a break coming at relatively low frequencies, to avoid contaminating the disk contribution. Avoiding sub-equipartition fields in the accretion flow possibly requires substantial mass loss between the outer edge of the disk and the innermost regions, resulting in a significantly lower accretion rate at the horizon of the black hole, compared to that at r_{out} .

It is unclear whether this configuration is unique to the quiescent state, since it is not possible to directly probe disk emission in the LHS and there is no thick disk

component in the HSS. Discontinuities in the magnetic field structure across states do not seem likely, given the more-or-less continuous behaviour of other system parameters between states, however the influence of a jet on the overall magnetic structure of the system (and vice-versa) is still not a settled question and may provide some clues as to what happens between states.

6. CONCLUSIONS

In this paper, we have modelled the SEDs of 3 BHB sources in order to examine the common assumption of equipartition between the magnetic and kinetic energies in the accretion flow. We use a two-component model, consisting of a hot, optically thin, geometrically thick inner flow, surrounded by a cold, optically thick, geometrically thin outer flow to reproduce the main spectral features of the sources (we do not perform statistical fits for this purpose). We find that an excess of emission observed at OIR frequencies can be explained as thermal synchrotron emission coming from the hot inner region of the accretion flow. We argue for a magnetic field that is sub-equipartition, with values of ε_B well below unity, running as low as 10^{-9} in the case of V404 Cyg. This is much lower than often assumed and has implications for the mechanisms of dissipation of magnetic fields within accretion flows, as well as the launching of jets that are often associated with BHB sources. In particular, many current jet models rely on a large magnetic field to power the jet. The absence of such a large magnetic field could prove problematic to a number of current theories surrounding jet-formation, which warrants further investigation to reconcile these points.

This result underscores the importance of OIR observations of BHBs, which can provide important constraints on the strength of the magnetic field strength in the inner accretion flow. Application of this model to further sources in the quiescent state may reveal whether the low magnetic field holds across a variety of sources, or if there is significant variation in magnetic regimes between sources. In either scenario, there are important implications for our understanding of the role of the magnetic field in launching jets.

In combination with other tests, such as those presented by Cherepashchuk et al. (2019a,b), which use photometric testing to model light curves and construct spectra of binary systems in their quiescent state, these results could provide a useful test for theoretical models of accretion in binary systems. Any successful model of a binary system would need to adequately explain both the spectral features observed, as well as the temporal features of the light curve. This could allow for the exclusion of models that are either spectrally or temporally inconsistent with observational data, providing an important observational diagnostic for modellers.

Numerical studies of weakly-magnetized disks should provide insight into whether such configurations are consistent with jet-launching. In addition, numerical studies may provide a differentiator between the LHS and QS, which are sometimes understood to be close relatives, due to their structure (large, thick, inner disk, surrounded by outer thin disk). If the magnetic configuration in the QS proves to be different from that in the LHS, it may account for the difference in jet power observed in each state. If the LHS is well explained with a low magnetic field configuration as in the QS, it may be that the role of the magnetic field in powering the jet is less important than previously believed.

This paper makes use of the following ALMA data: ADS/JAO.ALMA#2016.1.00773.S. ALMA is a partnership of ESO (representing its member states), NSF (USA) and NINS (Japan), together with NRC (Canada), MOST and ASIAA (Taiwan), and KASI (Republic of Korea), in cooperation with the Republic of Chile. The Joint ALMA Observatory is operated by ESO, AUI/NRAO and NAOJ. The National Radio Astronomy Observatory is a facility of the National Science Foundation operated under cooperative agreement by Associated Universities, Inc. This research has made use of NASA's Astrophysics Data System Bibliographic Services.

AP acknowledges support from the European Research Council via the ERC consolidating grant #773062 (acronym O.M.J.).

Facilities: ALMA, CTIO:1.3m (ANDICAM), CXO, Spitzer, VLA

REFERENCES

- Abramowitz, M., & Stegun, I. A. 1970, Handbook of mathematical functions : with formulas, graphs, and mathematical tables (New York: Dover Publications)
- Belloni, T. M. 2010, States and Transitions in Black Hole Binaries, Vol. 794 (Berlin: Springer-Verlag), 53, doi: 10.1007/978-3-540-76937-8_3

- Bernardini, F., Russell, D. M., Kolojonen, K. I. I., et al. 2016, *ApJ*, 826, 149, doi: [10.3847/0004-637X/826/2/149](https://doi.org/10.3847/0004-637X/826/2/149)
- Beskin, G. M., & Karpov, S. V. 2005, *A&A*, 440, 223, doi: [10.1051/0004-6361:20040572](https://doi.org/10.1051/0004-6361:20040572)
- Blandford, R. D., & Begelman, M. C. 1999, *MNRAS*, 303, L1, doi: [10.1046/j.1365-8711.1999.02358.x](https://doi.org/10.1046/j.1365-8711.1999.02358.x)
- Blandford, R. D., & Königl, A. 1979, *ApJ*, 232, 34, doi: [10.1086/157262](https://doi.org/10.1086/157262)
- Blandford, R. D., & Znajek, R. L. 1977, *MNRAS*, 179, 433, doi: [10.1093/mnras/179.3.433](https://doi.org/10.1093/mnras/179.3.433)
- Bondi, H. 1952, *MNRAS*, 112, 195, doi: [10.1093/mnras/112.2.195](https://doi.org/10.1093/mnras/112.2.195)
- Bower, G. C., Falcke, H., Wright, M. C., & Backer, D. C. 2005, *ApJL*, 618, L29, doi: [10.1086/427498](https://doi.org/10.1086/427498)
- Cantrell, A. G., Bailyn, C. D., Orosz, J. A., et al. 2010, *ApJ*, 710, 1127, doi: [10.1088/0004-637X/710/2/1127](https://doi.org/10.1088/0004-637X/710/2/1127)
- Casella, P., & Pe'er, A. 2009, *ApJL*, 703, L63, doi: [10.1088/0004-637X/703/1/L63](https://doi.org/10.1088/0004-637X/703/1/L63)
- Chereshchuk, A. M., Katysheva, N. A., Khruzina, T. S., et al. 2019a, *MNRAS*, 490, 3287, doi: [10.1093/mnras/stz2606](https://doi.org/10.1093/mnras/stz2606)
- . 2019b, *MNRAS*, 483, 1067, doi: [10.1093/mnras/sty3166](https://doi.org/10.1093/mnras/sty3166)
- Dallilar, Y., Eikenberry, S. S., Garner, A., et al. 2017, *Science*, 358, 1299, doi: [10.1126/science.aan0249](https://doi.org/10.1126/science.aan0249)
- Dinçer, T., Bailyn, C. D., Miller-Jones, J. C. A., Buxton, M., & MacDonald, R. K. D. 2018, *ApJ*, 852, 4, doi: [10.3847/1538-4357/aa9a46](https://doi.org/10.3847/1538-4357/aa9a46)
- Done, C., Gierliński, M., & Kubota, A. 2007, *A&A Rv*, 15, 1, doi: [10.1007/s00159-007-0006-1](https://doi.org/10.1007/s00159-007-0006-1)
- Esin, A. A., McClintock, J. E., & Narayan, R. 1997, *ApJ*, 489, 865, doi: [10.1086/304829](https://doi.org/10.1086/304829)
- Fender, R. P., Belloni, T. M., & Gallo, E. 2004, *MNRAS*, 355, 1105, doi: [10.1111/j.1365-2966.2004.08384.x](https://doi.org/10.1111/j.1365-2966.2004.08384.x)
- Fender, R. P., Homan, J., & Belloni, T. M. 2009, *MNRAS*, 396, 1370, doi: [10.1111/j.1365-2966.2009.14841.x](https://doi.org/10.1111/j.1365-2966.2009.14841.x)
- Frank, J., King, A., & Raine, D. J. 2002, *Accretion Power in Astrophysics: Third Edition* (Cambridge: Cambridge University Press)
- Froning, C. S., Cantrell, A. G., Maccarone, T. J., et al. 2011, *ApJ*, 743, 26, doi: [10.1088/0004-637X/743/1/26](https://doi.org/10.1088/0004-637X/743/1/26)
- Gallo, E., Fender, R. P., & Pooley, G. G. 2003, *MNRAS*, 344, 60, doi: [10.1046/j.1365-8711.2003.06791.x](https://doi.org/10.1046/j.1365-8711.2003.06791.x)
- Gallo, E., Migliari, S., Markoff, S., et al. 2007, *ApJ*, 670, 600, doi: [10.1086/521524](https://doi.org/10.1086/521524)
- Gallo, E., Teague, R., Plotkin, R. M., et al. 2019, *MNRAS*, 488, 191, doi: [10.1093/mnras/stz1634](https://doi.org/10.1093/mnras/stz1634)
- Homan, J., & Belloni, T. 2005, *Ap&SS*, 300, 107, doi: [10.1007/s10509-005-1197-4](https://doi.org/10.1007/s10509-005-1197-4)
- Hynes, R. I., Bradley, C. K., Rupen, M., et al. 2009, *MNRAS*, 399, 2239, doi: [10.1111/j.1365-2966.2009.15419.x](https://doi.org/10.1111/j.1365-2966.2009.15419.x)
- Igumenshchev, I. V., & Narayan, R. 2002, *ApJ*, 566, 137, doi: [10.1086/338077](https://doi.org/10.1086/338077)
- Igumenshchev, I. V., Narayan, R., & Abramowicz, M. A. 2003, *ApJ*, 592, 1042, doi: [10.1086/375769](https://doi.org/10.1086/375769)
- Jana, A., Shang, J.-R., Debnath, D., et al. 2020, arXiv e-prints, arXiv:2006.03310, <https://arxiv.org/abs/2006.03310>
- Karpov, S. V., & Lipunov, V. M. 2001, *Astronomy Letters*, 27, 645, doi: [10.1134/1.1404458](https://doi.org/10.1134/1.1404458)
- Khargharia, J., Froning, C. S., & Robinson, E. L. 2010, *ApJ*, 716, 1105, doi: [10.1088/0004-637X/716/2/1105](https://doi.org/10.1088/0004-637X/716/2/1105)
- Kowalenko, V., & Melia, F. 1999, *MNRAS*, 310, 1053, doi: [10.1046/j.1365-8711.1999.03021.x](https://doi.org/10.1046/j.1365-8711.1999.03021.x)
- Kuo, C. Y., Asada, K., Rao, R., et al. 2014, *ApJL*, 783, L33, doi: [10.1088/2041-8205/783/2/L33](https://doi.org/10.1088/2041-8205/783/2/L33)
- Lipunov, V., Gorbovskey, E., Grinshpun, V., & Vlasenko, D. 2021, *MNRAS*, 502, 1925, doi: [10.1093/mnras/stab051](https://doi.org/10.1093/mnras/stab051)
- Maitra, D., Markoff, S., Brocksopp, C., et al. 2009, *MNRAS*, 398, 1638, doi: [10.1111/j.1365-2966.2009.14896.x](https://doi.org/10.1111/j.1365-2966.2009.14896.x)
- Marrone, D. P., Moran, J. M., Zhao, J.-H., & Rao, R. 2006, *ApJ*, 640, 308, doi: [10.1086/500106](https://doi.org/10.1086/500106)
- . 2007, *ApJL*, 654, L57, doi: [10.1086/510850](https://doi.org/10.1086/510850)
- McClintock, J. E., Narayan, R., Garcia, M. R., et al. 2003, *ApJ*, 593, 435, doi: [10.1086/376406](https://doi.org/10.1086/376406)
- McClintock, J. E., & Remillard, R. A. 1986, *ApJ*, 308, 110, doi: [10.1086/164482](https://doi.org/10.1086/164482)
- Melia, F. 1992, *ApJL*, 387, L25, doi: [10.1086/186297](https://doi.org/10.1086/186297)
- Meszáros, P. 1975, *A&A*, 44, 59
- Narayan, R., Barret, D., & McClintock, J. E. 1997, *ApJ*, 482, 448, doi: [10.1086/304134](https://doi.org/10.1086/304134)
- Narayan, R., & McClintock, J. E. 2008, *NewAR*, 51, 733, doi: [10.1016/j.newar.2008.03.002](https://doi.org/10.1016/j.newar.2008.03.002)
- Narayan, R., McClintock, J. E., & Yi, I. 1996, *ApJ*, 457, 821, doi: [10.1086/176777](https://doi.org/10.1086/176777)
- Narayan, R., & Yi, I. 1994, *ApJL*, 428, L13, doi: [10.1086/187381](https://doi.org/10.1086/187381)
- Quataert, E., & Gruzinov, A. 2000, *ApJ*, 545, 842, doi: [10.1086/317845](https://doi.org/10.1086/317845)
- Remillard, R. A., & McClintock, J. E. 2006, *ARA&A*, 44, 49, doi: [10.1146/annurev.astro.44.051905.092532](https://doi.org/10.1146/annurev.astro.44.051905.092532)
- Russell, D. M., Shahbaz, T., Lewis, F., & Gallo, E. 2016, *MNRAS*, 463, 2680, doi: [10.1093/mnras/stw2166](https://doi.org/10.1093/mnras/stw2166)
- Rybicki, G. B., & Lightman, A. P. 1979, *Radiative processes in astrophysics* (New York: John Wiley & Sons)
- Scharlemann, E. T. 1983, *ApJ*, 272, 279, doi: [10.1086/161291](https://doi.org/10.1086/161291)

- Shakura, N. I., & Sunyaev, R. A. 1973, *A&A*, 500, 33
- Shvartsman, V. F. 1971, *Soviet Ast.*, 15, 377
- Tchekhovskoy, A., Narayan, R., & McKinney, J. C. 2011, *MNRAS*, 418, L79, doi: [10.1111/j.1745-3933.2011.01147.x](https://doi.org/10.1111/j.1745-3933.2011.01147.x)
- Tetarenko, B. E., Sivakoff, G. R., Heinke, C. O., & Gladstone, J. C. 2016, *ApJS*, 222, 15, doi: [10.3847/0067-0049/222/2/15](https://doi.org/10.3847/0067-0049/222/2/15)
- Veledina, A., Poutanen, J., & Vurm, I. 2013, *MNRAS*, 430, 3196, doi: [10.1093/mnras/stt124](https://doi.org/10.1093/mnras/stt124)
- Wardziński, G., & Zdziarski, A. A. 2000, *MNRAS*, 314, 183, doi: [10.1046/j.1365-8711.2000.03297.x](https://doi.org/10.1046/j.1365-8711.2000.03297.x)
- Xie, F. G., Yang, Q. X., & Ma, R. 2014, *MNRAS*, 442, L110, doi: [10.1093/mnrasl/slu068](https://doi.org/10.1093/mnrasl/slu068)
- Yang, Q.-X. 2016, *Research in Astronomy and Astrophysics*, 16, 62, doi: [10.1088/1674-4527/16/4/062](https://doi.org/10.1088/1674-4527/16/4/062)
- Yuan, F., & Cui, W. 2005, *ApJ*, 629, 408, doi: [10.1086/431453](https://doi.org/10.1086/431453)
- Yuan, F., Quataert, E., & Narayan, R. 2003, *ApJ*, 598, 301, doi: [10.1086/378716](https://doi.org/10.1086/378716)
- Zdziarski, A. A., & Gierliński, M. 2004, *Progress of Theoretical Physics Supplement*, 155, 99, doi: [10.1143/PTPS.155.99](https://doi.org/10.1143/PTPS.155.99)