
PEERGAN: GENERATIVE ADVERSARIAL NETWORKS WITH A COMPETING PEER DISCRIMINATOR

A PREPRINT

Jiaheng Wei *
UC Santa Cruz
jiahengwei@ucsc.edu

Minghao Liu *
UC Santa Cruz
miu40@ucsc.edu

Jiahao Luo
UC Santa Cruz
jluo53@ucsc.edu

Qitong Li
UC Santa Cruz
qli33@ucsc.edu

James Davis
UC Santa Cruz
davis@cs.ucsc.edu

Yang Liu
UC Santa Cruz
yangliu@ucsc.edu

ABSTRACT

In this paper, we introduce PeerGAN, a generative adversarial network (GAN) solution to improve the stability of the generated samples and to mitigate mode collapse. Built upon the Vanilla GAN’s two-player game between the discriminator D_1 and the generator G , we introduce a peer discriminator D_2 to the min-max game. Similar to previous work using two discriminators, the first role of both D_1 , D_2 is to distinguish between generated samples and real ones, while the generator tries to generate high-quality samples which are able to fool both discriminators. Different from existing methods, we introduce another game between D_1 and D_2 to discourage their agreement and therefore increase the level of diversity of the generated samples. This property helps avoid early mode collapse by preventing D_1 and D_2 from converging too fast. We provide theoretical analysis for the equilibrium of the min-max game formed among G , D_1 , D_2 . We offer convergence behavior of PeerGAN as well as stability of the min-max game. It’s worth mentioning that PeerGAN operates in the unsupervised setting, and the additional game between D_1 and D_2 does not need any label supervision. Experiments results on a synthetic dataset and on real-world image datasets (MNIST, Fashion MNIST, CIFAR-10, STL-10, CelebA, VGG) demonstrate that PeerGAN outperforms competitive baseline work in generating diverse and high-quality samples, while only introduces negligible computation cost.

1 Introduction

Vanilla GAN (Generative Adversarial Nets[14]) proposed a data generating framework through an adversarial process which has achieved great success in image generation [14, 20, 40, 13, 5, 48, 39, 30, 37, 3, 15, 9], image translation [49, 47, 12, 42], and other real-life applications [19, 27, 38, 34, 2, 44, 24, 33, 46, 25, 41]. However, training Vanilla GAN is usually accompanied with a number of common problems, for example, vanishing gradients, mode collapse and failure to converge. Unfortunately, none of these issues have been completely addressed. There is a large amount of follow up work on Vanilla GAN. Due to space limitations we only discuss the two most related lines of works.

Stable and diverse GAN training: Several stabilization techniques have been implemented in GAN variants. Modifying architectures is the most extensively explored category. Radford et al. [36] make use of convolutional and convolutional-transpose layer in training the discriminator and generator. Karras et al. [20] adopt a hierarchical architecture and trains the discriminator and generator with progressively increasing size. Huang et al. [18] proposed a generative model which consists of a top-down stack of GANs. Chen et al. [7] split the generator into the noise prior and also latent variables. The optimization task includes maximizing the mutual information between latent variables and the observation. Designing suitable loss functions is another favored technique. Successful designs include f -divergence based GAN [32, 28] (these two approaches replace loss functions of GAN by estimated variational f -divergence or least-square loss respectively), introducing auxiliary terms in the loss function [29] and integral probability metric based GAN ([4, 15, 21, 35]). A detailed survey of methods for stabilizing GANs exists [43].

*Equal Contribution

Multi-player GANs: Multi-player GANs explore the situation where there are multiple generators or multiple discriminators. The first published work to introduce multiple discriminators to GANs is multi-adversarial networks, in which discriminators can range from an unfavorable adversary to a forgiving teacher [10]. Nguyen et al. [31] formulate D2GAN, a three-player min-max game which utilizes a combination of Kullback-Leibler (KL) and reverse KL divergences in the objective function and is the most closely related to our work. Albuquerque et al. [1] show that training GAN variants with multiple discriminators is a practical approach even though extra capacity and computational cost are needed. Employing multiple generators and one discriminator to overcome the mode collapse issue and encourages diverse images has also been proposed [17, 11].

In contrast to the above existing work, we demonstrate the possibility of improving GAN training with a computationally light modification with adding only one competing discriminator. We introduce a competitive game among two discriminators and demonstrate the benefits of doing so in stabilizing and diversifying the training.

Our **main contributions** summarize as follows:

- We introduce a competition between two discriminators to encourage diverse predictions and avoid early failure. The intuition is that predictions with high consensus will be discouraged, and effectively both discriminators are rewarded for having diverse predictions. The introduced game between the two discriminators results in a different convergence pattern for the generator.
- Theoretically, we derive the equilibrium for discriminators and the generator. We show how PeerGAN solves the vanishing gradient issue and mode collapse. We derive evidence for how the peer discriminator helps the dynamics of the learning. In addition, we demonstrate that if the peer discriminator is better than a random guess classifier, the intermediate game and the objective function in PeerGAN are robust to a corrupted/failed peer discriminator.
- Experimental results on a synthetic dataset validate that PeerGAN addresses mode collapse. Results on real datasets demonstrate that PeerGAN generates high-quality image samples compared with baseline work.

2 Background

We first review Vanilla GAN and D2GAN, which are the most relevant to understanding our proposed PeerGAN.

Vanilla GAN [14]: Let $\{x_i\}_{i=1}^n \subseteq \mathcal{X}$ denote the given training dataset drawn from the unknown distribution p_{data} . Traditional GAN formulates a two-player game: a discriminator D and a generator G . To learn the generator G 's distribution over \mathcal{X} , G maps a prior noise distribution $p_z(z)$ to the data space. $\forall x \in \mathcal{X}$, $D(x)$ returns the probability that x belongs to p_{data} rather than p_g , where p_g denotes the distribution of $G(z)$ implicitly defined by G . GAN trains D to maximize the probability of assigning the correct label to both training samples and those from the generator G . Meanwhile, GAN trains G to minimize $\log(1 - D(G(z)))$.

$$\min_G \max_D V(D, G) = \mathbb{E}_{x \sim p_{data}} [\log D(x)] + \mathbb{E}_{z \sim p_z} [\log(1 - D(G(z)))] \quad (1)$$

D2GAN [31]: D2GAN is the most closely related method to PeerGAN. This three-player game aims to solve the mode collapse issue and the optimization task is equivalent to minimizing both KL divergence and Reverse-KL divergence between p_{data} and p_g . The formulation of D2GAN comes as follows:

$$\begin{aligned} & \min_G \max_{D_1, D_2} V(D_1, D_2, G) \\ & = \alpha \cdot \mathbb{E}_{x \sim p_{data}} [\log D_1(x)] + \mathbb{E}_{z \sim p_z} [-D_1(G(z))] + \mathbb{E}_{x \sim p_{data}} [-D_2(x)] + \beta \cdot \mathbb{E}_{z \sim p_z} [\log D_2(G(z))] \end{aligned} \quad (2)$$

Given a sample x in data space, $D_1(x)$ rewards a high score if x is drawn from p_{data} , and gives a low score if generated from the generator distribution p_g . In contrast, $D_2(x)$ returns a high score for x generated from p_g and gives a low score for a sample drawn from p_{data} . Our work is similar to D2GAN in containing a pair of discriminators, however instead of discriminators with different goals, we use identical discriminators and introduce a competition between them.

3 PeerGAN

In this section, we first give the formulation and intuition of PeerGAN. Then we will present the equilibrium strategy of the generator and the discriminators.

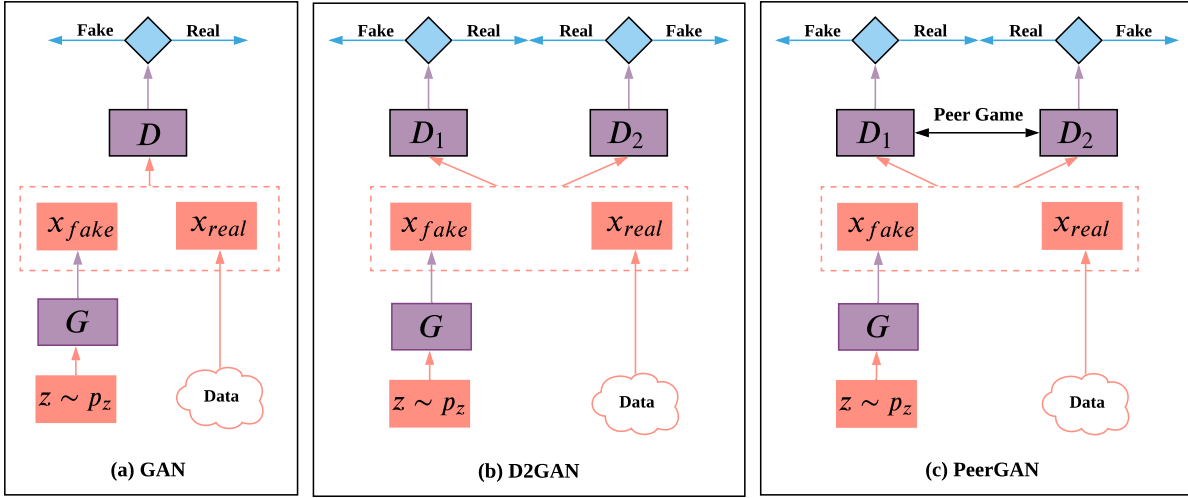


Figure 1: Architecture comparisons among Vanilla GAN, D2GAN, PeerGAN. Vanilla GAN has a single discriminator. D2GAN has two discriminators with different losses. PeerGAN has two identical discriminators with a competitive Peer Game between them.

3.1 Formulation

Similar to related works, we assume that the data follows the distribution p_{data} , our ultimate goal is to achieve $p_g = p_{data}$ where p_g is the generator’s distribution. PeerGAN formulates a three-player game which consists of two discriminators D_1, D_2 and one generator G . Denote p_{peer} as an equal mixture of p_{data} and p_g :

$$p_{peer}(x) = \frac{p_{data}(x) + p_g(x)}{2}, \forall x.$$

Recall that p_z denotes the prior noise distribution. Now we are ready to formulate the min-max game of PeerGAN as follows:

$$\min_G \max_{D_1, D_2} \mathcal{L}(D_1, D_2, G) = \min_G \max_{D_1, D_2} \mathbb{E}_{x \sim p_{data}} [\log D_1(x)] + \mathbb{E}_{x \sim p_{data}} [\log D_2(x)] + \beta \cdot \text{Peer-D} + \mathbb{E}_{z \sim p_z} [\log(1 - D_1(G(z)))] + \mathbb{E}_{z \sim p_z} [\log(1 - D_2(G(z)))] \quad (3)$$

where Peer-D introduces the peer competition game among D_1, D_2 , defined as follows:

$$\begin{aligned} \text{Peer-D} = & \mathbb{E}_{x \sim p_{peer}} \left[\underbrace{\ell(D_1(x), \mathbb{1}(D_2(x) > \frac{1}{2}))}_{\text{Term 1a}} - \alpha \cdot \underbrace{\ell(D_1(x_{p_1}), \mathbb{1}(D_2(x_{p_2}) > \frac{1}{2}))}_{\text{Term 1b}} \right] \\ & + \mathbb{E}_{x \sim p_{peer}} \left[\underbrace{\ell(D_2(x), \mathbb{1}(D_1(x) > \frac{1}{2}))}_{\text{Term 2a}} - \alpha \cdot \underbrace{\ell(D_2(x_{p_1}), \mathbb{1}(D_1(x_{p_2}) > \frac{1}{2}))}_{\text{Term 2b}} \right] \end{aligned} \quad (4)$$

In Peer-D, x_{p_1}, x_{p_2} are drawn randomly from p_{peer} and that x, x_{p_1}, x_{p_2} are independent with each other. $\mathbb{1}(\cdot)$ is the indicator function, $\alpha, \beta \in [0, 1]$ are hyper-parameters controlling the weight of different terms. ℓ is an evaluation function, for simplicity, we adopt $\ell = \log(\cdot)$, as commonly used in other terms in the min-max game. Thus, we have:

$$\ell(D_i(x), y) = \begin{cases} \log(D_i(x)) & \text{if } y = 1 \\ \log(1 - D_i(x)) & \text{if } y = 0 \end{cases}$$

To clarify the differences among Vanilla GAN [14], D2GAN [31] and PeerGAN, we use workflows to illustrate in Figure 1. The key differences in PeerGAN’s formulation can be summarized as follows:

- Compared with Vanilla GAN (see Eqn.1), PeerGAN (see Eqn.3) introduces a peer discriminator D_2 which has the same objective function as D appeared in Eqn.1. An intermediate competition game Peer-D is added which will be explained below.
- The difference between D2GAN (see Eqn.2) and PeerGAN is highlighted with the underscores in red. Primarily, there is no interaction between discriminators in D2GAN, while our Peer-D term introduces another competition game between the discriminators, which we explain below. In addition to Peer-D, the objective function in PeerGAN encourages both discriminators to fit perfectly on both training samples and generated samples. While in D2GAN, one discriminator fits overly on training samples, the other fits overly on generated samples.

Competition introduced by Peer-D: Peer-D bridges D_1 and D_2 by introducing 4 terms specified in Eqn.4. Since we do not expect arbitrarily different discriminators, and both D_i s should play against the generator G , Term 1a and Term 2a encourage agreements between D_1 and D_2 . With only these two terms, D_1 and D_2 will eventually be encouraged to converge to agree with each other. Mode collapse issue remains a possibility. Thus, PeerGAN introduces Term 1b and Term 2b to the objective function which punish D_1 and D_2 from over-agreeing, especially at the early phase of training. Particularly, the Term 1b and 2b are evaluating the agreements of D_1 and D_2 on two entirely independent samples x_{p_1}, x_{p_2} . Because of the independence, the two discriminators' predictions should not match with high probability! Therefore these two terms punish two discriminators from agreeing on p_1, p_2 . Note that the calculation of Peer-D does not need label supervisions, which distinguishes our work from other works that introduces multiple discriminators but would require additional label supervisions [12].

We provide more details of our intuition as well as theoretical evidences of this property in Section 4.

3.2 The max game of Discriminators

For any given generator G , let us first analyze the best responding/optimal discriminator $D_{i,G}^*(x)$, $i \in 1, 2$. Let $p_{i,G} := \mathbb{P}(\mathbb{1}(D_i(x_{peer} > 1/2)) = 1)$, we denote the following quantities:

$$r_{peer,i,G}(x) := \mathbb{P}_{x \sim p_{peer}}(\mathbb{1}(D_i(x) > \frac{1}{2}) = 1), \quad \hat{r}_{peer,i,G}(x) := r_{peer,i,G}(x) - \alpha \cdot p_{i,G}$$

Denote the true label of x as $y = 1$ if x comes from p_{data} , otherwise, $y = 0$. Given discriminator D_i , we use D_j to denote the peer discriminator without telling $j \neq i$ in later sections.

Proposition 1. For G fixed, let $w := \beta \cdot (1 - \alpha)$, the optimal discriminators D_1, D_2 are given by:

$$D_{i,G}^*(x) = \frac{p_{data}(x) + \beta \cdot \hat{r}_{peer,j,G}^*(x) \cdot p_{peer}(x)}{p_{data}(x) + p_g(x) + w \cdot p_{peer}(x)}, i = 1, 2.$$

3.3 The min game of the generator

Since the training objective for D_i can be interpreted as maximizing the log-likelihood for estimating the conditional probability $\mathbb{P}(Y = y|x)$ where Y indicates whether x comes from p_{data} (with $y = 1$) or from p_g (with $y = 0$). Denote $C(G) := \max_D \mathcal{L}(G, D_1, D_2)$, the inner-max game ($C(G)$) can be rewritten as (straightforward in the proof of Proposition 1 which is available in the appendix):

$$C(G) = \mathbb{E}_{x \sim p_{data-p_1}} [\log D_{1,G}^*(x)] + \mathbb{E}_{x \sim p_{g-p_1}} [\log(1 - D_{1,G}^*(x))] \\ + \mathbb{E}_{x \sim p_{data-p_2}} [\log D_{2,G}^*(x)] + \mathbb{E}_{x \sim p_{g-p_2}} [\log(1 - D_{2,G}^*(x))]$$

where

$$p_{data-p_i}(x) := \frac{p_{data}(x) + \beta \cdot \hat{r}_{peer,j,G}(x) \cdot p_{peer}(x)}{\int_x p_{data}(x) + w \cdot \hat{r}_{peer,j}(x) \cdot p_{peer}(x) dx} \\ p_{g-p_i}(x) := \frac{p_g(x) + \beta \cdot (1 - \hat{r}_{peer,j,G}(x)) \cdot p_{peer}(x)}{\int_x p_g(x) + w \cdot (1 - \hat{r}_{peer,j,G}(x)) \cdot p_{peer}(x) dx}$$

Theorem 1. When $\alpha = 0$, $r_{peer,j,G}(x) = 1/2$, the global minimum of the virtual training criterion $C(G)$ is achieved if and only if $p_{data} = p_g$. At this point, $C(G)$ achieves the value of $-\log 16$.

When $r_{peer,i,G}(x) = 1/2$? Note that $r_{peer,i,G}(x)$ is merely representing the probability that D_i classifies x to be real samples, $p_{i,G}$ is the probability that D_i classifies a random sample as the real one. Without loss of generality, we assume real and generated samples are of uniform/equal prior.

At the very beginning of the training process, the discriminator can do well in distinguishing real or generated samples, since the generator at this time generates low-quality samples. In this case, $r_{peer,i,G}(x)$ is supposed to approach its max/min value, for example, $r_{peer,i,G}(x) \rightarrow 0$ if x is from generated samples, and otherwise, $r_{peer,i,G}(x) \rightarrow 1$. During the training process, the generator progressively tries to mislead the predictions made by discriminators, which means the discriminator can not decide whether the sample is being fake or real. Thus, $r_{peer,i,G}(x) \rightarrow 1/2$. At this time, for $\alpha = 0$, we have:

$$D_{i,G}^*(x) = \frac{p_{data}(x) + \beta \cdot \hat{r}_{peer,j,G}^*(x) \cdot p_{peer}(x)}{p_{data}(x) + p_g(x) + \beta \cdot p_{peer}(x)} \rightarrow \frac{p_{data}(x) + \frac{\beta}{2} \cdot p_{peer}(x)}{p_{data}(x) + p_g(x) + \beta \cdot p_{peer}(x)}, \quad i = 1, 2.$$

This allows us to rewrite $C(G)$ as follows:

$$\frac{C(G)}{2} = \mathbb{E}_{x \sim p_{data-p_i}} \left[\log \frac{p_{data}(x) + \frac{\beta}{2} \cdot p_{peer}(x)}{p_{data}(x) + p_g(x) + \beta \cdot p_{peer}(x)} \right] + \mathbb{E}_{x \sim p_{g-p_i}} \left[\log \frac{p_g(x) + \frac{\beta}{2} \cdot p_{peer}(x)}{p_{data}(x) + p_g(x) + \beta \cdot p_{peer}(x)} \right]$$

Our subsequent proof is then based on the above reformulation.

The PeerGAN algorithm is summarized as Algorithm 1. Note that in experiments, we train G to minimize $\log(1 - D_i(G(z)))$ which is equivalent to maximizing $\log D_i(G(z))$.

Algorithm 1 PeerGAN

1: **Input:** two discriminators D_1, D_2 , generator G , training samples $\{x_i\}_{i=1}^n$.

2: **for** number of training iterations **do**

for 1 to k steps **do**

- Sample mini-batch of m noise samples $Z = \{z_1, \dots, z_m\}$ from noise prior p_z .
- Sample mini-batch of m samples $X = \{x_1, \dots, x_m\}$ from data generating distribution $p_{data}(x)$.
- Combine two subsets $T := X \cup Z$
- Update discriminator $D_i (i \in \{1, 2\})$ by ascending the stochastic gradient:

$$\begin{aligned} & \nabla_{\theta_{d_i}} \frac{1}{m} \sum_{i=1}^m \left[\log D_i(x_i) + \log(1 - D_i(G(z_i))) \right] \\ & + \beta \cdot \frac{1}{2m} \sum_{j=1}^{2m} \left[\ell_{CE}(D_i(x_j), \mathbb{1}(D_j(x_j) > \frac{1}{2})) - \alpha \cdot \ell_{CE}(D_i(x_{p_1}), \mathbb{1}(D_j(x_{p_2}) > \frac{1}{2})) \right] \end{aligned}$$

 where x_{p_1}, x_{p_2} are randomly selected (with replacement) samples from T .

- Update G by descending its stochastic gradient:

$$\nabla_{\theta_g} \left[\frac{1}{m} \sum_{i=1}^m \left(\log(1 - D_1(G(z_i))) + \log(1 - D_2(G(z_i))) \right) \right]$$

4 Properties of PeerGAN

In this section, we first illustrate how PeerGAN solves common issues in GAN training, for example, the vanishing gradients issue and the mode collapse issue. Then we present properties of PeerGAN including its stability guarantee and converging behavior.

4.1 PeerGAN and common issues in GAN training

Vanishing gradients issue: In training GAN, discriminators might be too good for the generator to fool with and to improve progressively. When training with neural networks with back-propagation or gradient-based learning approaches, a vanishing small gradient only results in minor changes even with a large weight. As a result, the generator training may fail due to the vanishing gradients issue.

Mode collapse issue: Mode collapse refers to the phenomenon that generator will rotate through a small set of output types. For the given fixed discriminator, the generator over-optimizes in each iteration. Thus, the corresponding discriminator fails to learn its way out of the trap.

PeerGAN solves these two issues by preventing discriminators from ‘‘colluding’’ on its discriminating ability. In PeerGAN, for either discriminator D_i , x_{p_1}, x_{p_2} are randomly drawn from p_{peer} which are independent with each other, the max game is to perform the following optimization task:

$$\begin{aligned} \max_{D_i} \mathcal{L}(D_i, G)|_{D_j} \quad (\text{given } D_j) = & \max_{D_i} \overbrace{\mathbb{E}_{x \sim p_{data}} [\log D_i(x)] + \mathbb{E}_{z \sim p_z} [\log(1 - D_i(G(z)))]}^{\text{Term } \textcircled{a}} \\ & + \beta \cdot \mathbb{E}_{x \sim p_{peer}} \left[\underbrace{\ell(D_i(x), \mathbb{1}(D_j(x) > \frac{1}{2}))}_{\text{Term } \textcircled{b}} - \alpha \cdot \underbrace{\ell(D_i(x_{p_1}), \mathbb{1}(D_j(x_{p_2}) > \frac{1}{2}))}_{\text{Term } \textcircled{c}} \right] \end{aligned} \quad (5)$$

Clearly, Term \textcircled{a} maximizes the probability of assigning the correct label to both real samples and generated samples. Term \textcircled{b} maximizes the probability of matching predicted label with peer discriminator predicted ones. In other words, Term \textcircled{b} controls the agreement level of D_i with respect to its peer discriminator D_j .

However, note that Term \textcircled{c} checks on the predictions of D_j on two different tasks x_{p_1}, x_{p_2} , when D_i agrees/fits overly on D_j , Term \textcircled{c} receives a lower score if D_j ’s predictions on these two different tasks are mismatching, mathematically, $\mathbb{1}(D_j(x_{p_1}) > 1/2) \neq \mathbb{1}(D_j(x_{p_2}) > 1/2)$. And Term \textcircled{c} will receive a high score if D_j ’s predictions on these two different tasks are indeed different mathematically, $\mathbb{1}(D_j(x_{p_1}) > 1/2) \neq \mathbb{1}(D_j(x_{p_2}) > 1/2)$. Moreover, the weight α controls this disagreement level compared with Term \textcircled{b} by referring to the fact that a larger α encourages more disagreement/diverse predictions from discriminators.

In PeerGAN, when two discriminators are of a high disagreement level, there exists X_{dis} such that $\mathbb{1}(D_i(x) > 1/2) \neq \mathbb{1}(D_j(x) > 1/2)$ for $x \in X_{dis}$ and X_{dis} is non-negligible. Therefore, there exists at least one discriminator D_i that can’t perfectly predict labels (real/generated) of given data samples. The generator will then be provided with enough information to make progress, for example, information or features that can be extracted from X_{dis} . This property helps us address the vanishing gradients issue.

As for the mode collapse issue, suppose the over-optimized generator is able to find plausible outputs for both discriminators in the next generation. Note that optimization is implemented on mini-batches in practice, the randomly selected samples x_{p_1}, x_{p_2} in Peer-D as well as the dynamically changing weights α, β can bring a certain degree of randomness in the next generation so that D_i unlikely gets stuck in a local minimum. In section 5.2, we use synthetic experiments to show that PeerGAN addresses mode collapse issues.

4.2 Stability and convergence behavior

In section 4.1, we discussed the significant role of the introduced intermediate game. Now we discuss the potential downsides of introducing a second discriminator. Particularly, we are interested in understanding if the introduce of a peer discriminator D_j will disrupt the training and make the competition game with D_i unstable.

Suppose D_j diverges from the optimum in the max game, in other words, the diverged peer discriminator \tilde{D}_j fails to provide qualified verification label Y_j^* (given by $D_{j,G}^*$), and provides \tilde{Y}_j instead. Mathematically, denote:

$$e_{data,j} := \mathbb{P}(\tilde{Y}_j = 0 | Y_j^* = 1), \quad e_{g,j} := \mathbb{P}(\tilde{Y}_j = 1 | Y_j^* = 0)$$

Theorem 2 explains the condition of stability (for D_i) when its peer discriminator in PeerGAN diverges from the corresponding optimum.

Theorem 2. *Given G , if D_i has enough capacity, and at one step of Algorithm 1, if $e_{data,j} + e_{g,j} < 1$, $\alpha = 1$, the peer term of discriminator D_i is robust with diverged peer discriminator \tilde{D}_j . Mathematically,*

$$\max_{D_i} \text{Peer}(D_i)|_{\tilde{D}_j} \text{ is equivalent with } \max_{D_i} \text{Peer}(D_i)|_{D_{j,G}^*}$$

where:

$$\begin{aligned} \text{Peer}(D_i)|_{\tilde{D}_j} &:= \mathbb{E}_{x \sim p_{\text{peer}}} [\ell(D_i(x), \mathbb{1}(\tilde{D}_j(x) > \frac{1}{2})) - \alpha \cdot \ell(D_i(x_{p_1}), \mathbb{1}(\tilde{D}_j(x_{p_2}) > \frac{1}{2}))] \\ \text{Peer}(D_i)|_{D_{j,G}^*} &:= \mathbb{E}_{x \sim p_{\text{peer}}} [\ell(D_i(x), \mathbb{1}(D_{j,G}^*(x) > \frac{1}{2})) - \alpha \cdot \ell(D_i(x_{p_1}), \mathbb{1}(D_{j,G}^*(x_{p_2}) > \frac{1}{2}))] \end{aligned}$$

The above theorem implies that a diverging and degrading peer discriminator D_j will not disrupt the training of D_i .

Remark 3. Note that assuming uniform prior of real and generated samples, the condition to be robust is merely requiring that the proportion of false/wrong D_j 's prediction is less than a half (random guessing). This condition can be easily satisfied in practice. Thus, Theorem 2 provides the robustness guarantee when the peer discriminator diverged from its optimum.

Build upon Theorem 1, with sufficiently small updates, Theorem 4 presents when p_g converges to p_{data} .

Theorem 4. If G and D_i s have enough capacity, and at each step of Algorithm 1, D_i s are allowed to reach its optimum given G , D_i is updated so as to improve the criterion in Eqn.5, and p_g is updated so as to improve:

$$\begin{aligned} C(G) &= \mathbb{E}_{x \sim p_{\text{data}-p_1}} [\log D_{1,G}^*(x)] + \mathbb{E}_{x \sim p_{g-p_1}} [\log(1 - D_{1,G}^*(x))] \\ &\quad + \mathbb{E}_{x \sim p_{\text{data}-p_2}} [\log D_{2,G}^*(x)] + \mathbb{E}_{x \sim p_{g-p_2}} [\log(1 - D_{2,G}^*(x))] \end{aligned}$$

if $\beta = 0$, we have $D_{1,G}^* = D_{2,G}^*$, p_g converges to p_{data} .

5 Experiments

In order to experimentally validate our theoretical findings, we implemented PeerGAN and evaluated the performance on both a synthetic task and several real world datasets. The synthetic task was specifically chosen to evaluate model diversity and mode collapse. Real world datasets include MNIST[23], FashionMNIST[45], CIFAR-10[22], STL-10[8], CelebA[26], and VGGFace2[6]. These six datasets include content ranging from hand-written digits to human faces. PeerGAN is found to improve results when compared against existing methods.

5.1 Baseline methods

We compare with five existing baseline methods: DCGAN[36], D2GAN[31] WGAN [15], DRAGAN[21], and LSGAN[35].

WGAN and LSGAN aim to maximize the mutual information between latent variables and observation. WGAN replaces the loss function with an estimated Earth-Mover distance, LSGAN replaces the loss function with a least squares loss. DRAGAN is an integral probability metric based GAN method which studies the GAN training process as regret minimization. DCGAN proposes a novel generator and discriminator backbone for real-world image generation. WGAN, LSGAN, DRAGAN, and DCGAN have the same architecture as Vanilla GAN. D2GAN is most similar to our work, introducing a second discriminators to the Vanilla GAN architecture with the intention to overcome mode collapse. However it lacks an explicit term discouraging the two discriminators from converging.

5.2 Synthetic example

We apply the experiment and model structures proposed in UnrolledGAN [29] to investigate whether the PeerGAN design can prevent mode collapse. This experiment aims to generate eight 2D Gaussian distributions with a covariance matrix $0.02I$, arranged around the same centroid with radius 2.0. Vanilla GAN fails on this example. D2GAN has been shown to outperform UnrolledGAN, so we include it as an alternate method which performs well.

Figure 2 shows symmetric KL-divergence, Wasserstein distance, and a visualization of results with Vanilla GAN, D2GAN, and PeerGAN.

Knowing the target distribution p_{data} , we can employ symmetric KL divergence and Wasserstein distance, which calculate the distance between the true p_{data} and the normalized histogram of 10,000 generated points. On the left of Figure 2, the plots for symmetric KL-divergence and Wasserstein distance show that PeerGAN has a much better score than Vanilla GAN and slightly better than D2GAN.

On the right side of Figure 2 is a visualization of 512 generated blue samples points, together with red data points drawn from the true distribution. Vanilla GAN generates data points around only a single valid mode of the data distribution. D2GAN and PeerGAN distribute data around all eight mixture components, demonstrating the ability to resolve modal collapse in this case.

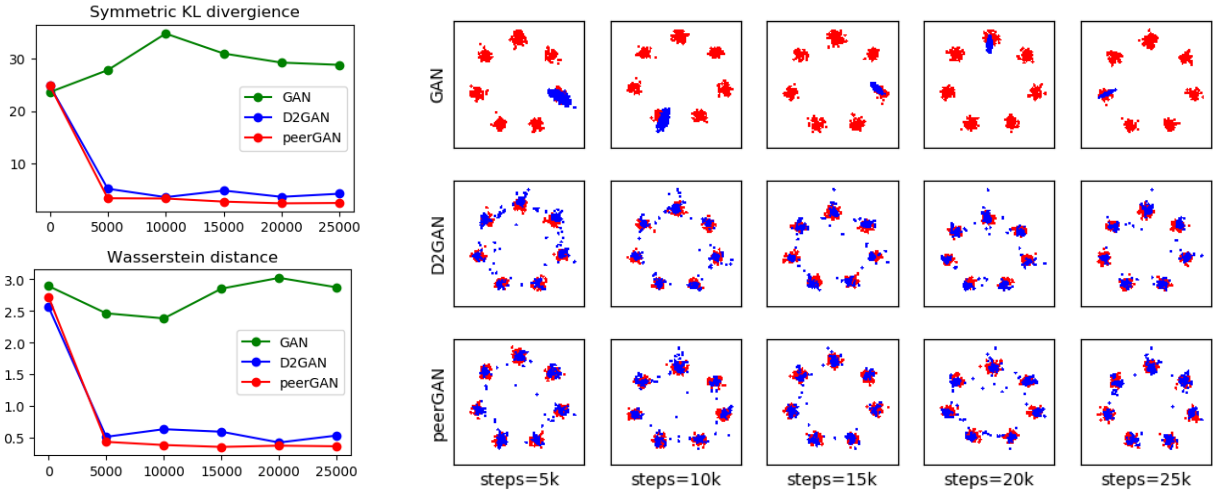


Figure 2: Comparison of Vanilla GAN, D2GAN, and proposed PeerGAN on 2D synthesized data. The top-left graph shows the symmetric KL divergence over the training iterations, while the bottom left graph shows the Wasserstein distance. Both metrics compare the generated data points to data points drawn from the true target distribution. Note that PeerGAN has the best performance. The right side visualizes generated blue data points and true red p_{data} data points. Note that Vanilla GAN has a clear mode collapse which both D2GAN and PeerGAN avoid.

5.3 Real image examples

We tested the proposed PeerGAN and baseline methods on MNIST [23] FashionMNIST [45], CIFAR-10 [22], STL-10 [8], CelebA [26] and VGGFace2 [6]. For quantitative evaluation, we adopt Fréchet Inception Distance (FID) [16] as the evaluation metric. FID summarizes the distance between the Inception features of the generated images and the real images. A lower FID indicates both better accuracy and higher diversity, so that a batch of generated images with good accuracy but identical to each other will have a poor FID score.

We used the same generator and discriminator backbone for all the comparison methods in each dataset unless specified by the original author. We recorded the best performing checkpoints when evaluating each method.

5.3.1 Grey-scale images

MNIST [23] and FashionMNIST [45] are small grey-scale image datasets including 60,000 training and 10,000 testing 28×28 gray-scale images of hand-written digits and clothing. Since they are of small-scale, we adopt the shallow version of the generator and discriminators to generate the grey-scale images. Table 1 shows our method has the best FID score among all tested methods. Figure 3 (left) shows FashionMNIST image results.

5.3.2 Natural scene

CIFAR-10 [22] and STL-10 [8] are natural scene RGB image datasets. CIFAR-10 includes 50,000 training and 10,000 testing 32×32 images with ten unique categories: airplane, automobile, bird, cat, deer, dog, frog, horse, ship, and truck. STL-10 is sub-sampled from ImageNet, and has more diverse samples than CIFAR-10, containing about 100,000 96×96 images. We adopt the deep version of the generator and discriminator to generate 32×32 RGB images. Table 1 shows our method has the best FID score among these methods. Figure 3 (middle) shows STL-10 image results.

5.3.3 Human Face

Both CelebA [26] and VGGFace2 [6] are large-scale face datasets. CelebA includes 162,770 training and 19,962 testing images of celebrity faces. VGGFace2 includes more than 3.3 million face images of celebrities caught in the ‘wild’. There are different lighting conditions, emotions, and viewing angles. We randomly choose 200 categories in the VGGFace2 dataset and trained this reduced dataset. We adopt the deep version of the generator and discriminators to generate 32×32 RGB images on CelebA and 64×64 RGB images on VGGFace2. Table 1 shows our method has the best FID score among tested methods. Figure 3 (right) shows CelebA image results.

Method	MNIST	FasionMNIST	CIFAR-10	STL-10	CelebA	VGG
WGAN[15]	14.07	28.24	35.37	60.21	15.23	39.24
LSGAN[35]	23.80	43.00	51.42	70.37	15.35	55.96
DRAGAN[21]	66.96	62.64	36.49	91.07	14.57	50.20
DCGAN[36]	19.86	24.78	27.45	59.79	17.38	49.99
D2GAN[31]	22.20	29.33	27.38	54.12	17.30	20.67
PeerGAN(ours)	7.87	21.73	21.55	51.37	13.95	19.05

Table 1: Experiment results of grey-scale image dataset: MNIST and FashionMNIST; natural scene image dataset: CIFAR-10 and STL-10; human face image dataset: CelebA and VGGFace2.




Figure 3: Image results generated by proposed PeerGAN. (Left) FashionMNIST; (Middle) STL-10; (Right) CelebA.

5.4 Implementation details

Architecture: Our model architecture adopts the same generator and discriminator backbone as DCGAN [36]. In PeerGAN, the newly introduced discriminator is a duplicate of the first one.

For the smaller-scale MNIST datasets, we used a shallow version of generator and discriminator. Here we have three convolution layers in the generator and four layers in the discriminators. We use a deep version of generator and discriminator for natural scene and human face image generation, which have three convolution layers in the generator and seven layers in the discriminators.

Hyper-parameters: PeerGAN achieves low FID scores when α and β are simply set to constant values. However we found that we could obtain an approximately 10% improvement through dynamic tuning.

The parameter β controls the overall weight of Peer-D, while α punishes the condition when D_1 over-agrees with D_2 . In the early training phase when we have an unstable generator and discriminator, we set α and β to 0. As training progresses, we gradually increase these parameters to a max value, which helps with vanishing gradients. After the midpoint of training we decrease these parameters to help the discriminators converge, until the parameters reach approximately 0 at the end of the training process. We use 0.3 as a max value for α and 0.5 as a max value for β .

6 Conclusion

We propose PeerGAN which introduces a peer discriminator to Vanilla GAN. The role of the peer discriminator is to allow an intermediate game between discriminators. Theoretical analysis demonstrates that the introduced intermediate game incentivizes incremental improvement, addresses vanishing gradients and mode collapse issues, punishes over-agreements among discriminators and is robust with diverged peer discriminator. Experimental results on a synthetic dataset and multiple real world datasets validate that PeerGAN produces high quality images, with lower error than competing techniques.

References

- [1] Isabela Albuquerque, João Monteiro, Thang Doan, Breandan Considine, Tiago Falk, and Ioannis Mitliagkas. Multi-objective training of generative adversarial networks with multiple discriminators. *arXiv preprint arXiv:1901.08680*, 2019.
- [2] Grigory Antipov, Moez Baccouche, and Jean-Luc Dugelay. Face aging with conditional generative adversarial networks. In *2017 IEEE international conference on image processing (ICIP)*, pages 2089–2093. IEEE, 2017.
- [3] Michael Arbel, Dougal Sutherland, Mikołaj Bińkowski, and Arthur Gretton. On gradient regularizers for mmd gans. In *Advances in neural information processing systems*, pages 6700–6710, 2018.
- [4] Martin Arjovsky, Soumith Chintala, and Léon Bottou. Wasserstein gan. *arXiv preprint arXiv:1701.07875*, 2017.
- [5] Andrew Brock, Jeff Donahue, and Karen Simonyan. Large scale gan training for high fidelity natural image synthesis. *arXiv preprint arXiv:1809.11096*, 2018.
- [6] Q. Cao, L. Shen, W. Xie, O. M. Parkhi, and A. Zisserman. Vggface2: A dataset for recognising faces across pose and age. In *International Conference on Automatic Face and Gesture Recognition*, 2018.
- [7] Xi Chen, Yan Duan, Rein Houthoofd, John Schulman, Ilya Sutskever, and Pieter Abbeel. Infogan: Interpretable representation learning by information maximizing generative adversarial nets. In *Advances in neural information processing systems*, pages 2172–2180, 2016.
- [8] Adam Coates, Andrew Ng, and Honglak Lee. An Analysis of Single Layer Networks in Unsupervised Feature Learning. In *AISTATS*, 2011. https://cs.stanford.edu/~acoates/papers/coatesleeng_aistats_2011.pdf.
- [9] Adji B Dieng, Francisco JR Ruiz, David M Blei, and Michalis K Titsias. Prescribed generative adversarial networks. *arXiv preprint arXiv:1910.04302*, 2019.
- [10] Ishan Durugkar, Ian Gemp, and Sridhar Mahadevan. Generative multi-adversarial networks. *arXiv preprint arXiv:1611.01673*, 2016.
- [11] Arnab Ghosh, Viveka Kulharia, Vinay P Nambodiri, Philip HS Torr, and Puneet K Dokania. Multi-agent diverse generative adversarial networks. In *Proceedings of the IEEE conference on computer vision and pattern recognition*, pages 8513–8521, 2018.
- [12] Mingming Gong, Yanwu Xu, Chunyuan Li, Kun Zhang, and Kayhan Batmanghelich. Twin auxiliary classifiers gan. In *Advances in neural information processing systems*, pages 1330–1339, 2019.
- [13] Xinyu Gong, Shiyu Chang, Yifan Jiang, and Zhangyang Wang. Autogan: Neural architecture search for generative adversarial networks. In *Proceedings of the IEEE International Conference on Computer Vision*, pages 3224–3234, 2019.
- [14] Ian Goodfellow, Jean Pouget-Abadie, Mehdi Mirza, Bing Xu, David Warde-Farley, Sherjil Ozair, Aaron Courville, and Yoshua Bengio. Generative adversarial nets. In *Advances in neural information processing systems*, pages 2672–2680, 2014.
- [15] Ishaan Gulrajani, Faruk Ahmed, Martin Arjovsky, Vincent Dumoulin, and Aaron C Courville. Improved training of wasserstein gans. In *Advances in neural information processing systems*, pages 5767–5777, 2017.
- [16] Martin Heusel, Hubert Ramsauer, Thomas Unterthiner, Bernhard Nessler, and Sepp Hochreiter. Gans trained by a two time-scale update rule converge to a local nash equilibrium. In *Advances in neural information processing systems*, pages 6626–6637, 2017.
- [17] Quan Hoang, Tu Dinh Nguyen, Trung Le, and Dinh Phung. Multi-generator generative adversarial nets. *arXiv preprint arXiv:1708.02556*, 2017.
- [18] Xun Huang, Yixuan Li, Omid Poursaeed, John Hopcroft, and Serge Belongie. Stacked generative adversarial networks. In *Proceedings of the IEEE conference on computer vision and pattern recognition*, pages 5077–5086, 2017.
- [19] Yanghua Jin, Jiakai Zhang, Minjun Li, Yingtao Tian, Huachun Zhu, and Zhihao Fang. Towards the automatic anime characters creation with generative adversarial networks. *arXiv preprint arXiv:1708.05509*, 2017.
- [20] Tero Karras, Timo Aila, Samuli Laine, and Jaakko Lehtinen. Progressive growing of gans for improved quality, stability, and variation. *arXiv preprint arXiv:1710.10196*, 2017.
- [21] Naveen Kodali, Jacob Abernethy, James Hays, and Zsolt Kira. On convergence and stability of gans. *arXiv preprint arXiv:1705.07215*, 2017.

- [22] Alex Krizhevsky and Geoff Hinton. Convolutional deep belief networks on cifar-10. *Unpublished manuscript*, 40(7):1–9, 2010.
- [23] Yann LeCun and Corinna Cortes. MNIST handwritten digit database. 2010.
- [24] Christian Ledig, Lucas Theis, Ferenc Huszár, Jose Caballero, Andrew Cunningham, Alejandro Acosta, Andrew Aitken, Alykhan Tejani, Johannes Totz, Zehan Wang, et al. Photo-realistic single image super-resolution using a generative adversarial network. In *Proceedings of the IEEE conference on computer vision and pattern recognition*, pages 4681–4690, 2017.
- [25] Yijun Li, Sifei Liu, Jimei Yang, and Ming-Hsuan Yang. Generative face completion. In *Proceedings of the IEEE conference on computer vision and pattern recognition*, pages 3911–3919, 2017.
- [26] Ziwei Liu, Ping Luo, Xiaogang Wang, and Xiaoou Tang. Deep learning face attributes in the wild. In *Proceedings of the IEEE international conference on computer vision*, pages 3730–3738, 2015.
- [27] Liqian Ma, Xu Jia, Qianru Sun, Bernt Schiele, Tinne Tuytelaars, and Luc Van Gool. Pose guided person image generation. In *Advances in neural information processing systems*, pages 406–416, 2017.
- [28] Xudong Mao, Qing Li, Haoran Xie, Raymond YK Lau, Zhen Wang, and Stephen Paul Smolley. Least squares generative adversarial networks. In *Proceedings of the IEEE international conference on computer vision*, pages 2794–2802, 2017.
- [29] Luke Metz, Ben Poole, David Pfau, and Jascha Sohl-Dickstein. Unrolled generative adversarial networks. *arXiv preprint arXiv:1611.02163*, 2016.
- [30] Takeru Miyato, Toshiki Kataoka, Masanori Koyama, and Yuichi Yoshida. Spectral normalization for generative adversarial networks. *arXiv preprint arXiv:1802.05957*, 2018.
- [31] Tu Nguyen, Trung Le, Hung Vu, and Dinh Phung. Dual discriminator generative adversarial nets. In *Advances in Neural Information Processing Systems*, pages 2670–2680, 2017.
- [32] Sebastian Nowozin, Botond Cseke, and Ryota Tomioka. f-gan: Training generative neural samplers using variational divergence minimization. In *Advances in neural information processing systems*, pages 271–279, 2016.
- [33] Deepak Pathak, Philipp Krahenbuhl, Jeff Donahue, Trevor Darrell, and Alexei A Efros. Context encoders: Feature learning by inpainting. In *Proceedings of the IEEE conference on computer vision and pattern recognition*, pages 2536–2544, 2016.
- [34] Guim Perarnau, Joost Van De Weijer, Bogdan Raducanu, and Jose M Álvarez. Invertible conditional gans for image editing. *arXiv preprint arXiv:1611.06355*, 2016.
- [35] Guo-Jun Qi. Loss-sensitive generative adversarial networks on lipschitz densities. *International Journal of Computer Vision*, 128(5):1118–1140, 2020.
- [36] Alec Radford, Luke Metz, and Soumith Chintala. Unsupervised representation learning with deep convolutional generative adversarial networks. *arXiv preprint arXiv:1511.06434*, 2015.
- [37] Yang Song and Stefano Ermon. Generative modeling by estimating gradients of the data distribution. In *Advances in Neural Information Processing Systems*, pages 11918–11930, 2019.
- [38] Yaniv Taigman, Adam Polyak, and Lior Wolf. Unsupervised cross-domain image generation. *arXiv preprint arXiv:1611.02200*, 2016.
- [39] Ngoc-Trung Tran, Tuan-Anh Bui, and Ngai-Man Cheung. Dist-gan: An improved gan using distance constraints. In *Proceedings of the European Conference on Computer Vision (ECCV)*, pages 370–385, 2018.
- [40] Ngoc-Trung Tran, Viet-Hung Tran, Bao-Ngoc Nguyen, Linxiao Yang, and Ngai-Man Man Cheung. Self-supervised gan: Analysis and improvement with multi-class minimax game. *Advances in Neural Information Processing Systems*, 32:13253–13264, 2019.
- [41] Carl Vondrick, Hamed Pirsiavash, and Antonio Torralba. Generating videos with scene dynamics. In *Advances in neural information processing systems*, pages 613–621, 2016.
- [42] Ting-Chun Wang, Ming-Yu Liu, Jun-Yan Zhu, Andrew Tao, Jan Kautz, and Bryan Catanzaro. High-resolution image synthesis and semantic manipulation with conditional gans. In *Proceedings of the IEEE conference on computer vision and pattern recognition*, pages 8798–8807, 2018.
- [43] Maciej Wiatrak, Stefano V Albrecht, and Andrew Nystrom. Stabilizing generative adversarial networks: A survey. *arXiv preprint arXiv:1910.00927*, 2019.
- [44] Huikai Wu, Shuai Zheng, Junge Zhang, and Kaiqi Huang. Gp-gan: Towards realistic high-resolution image blending. In *Proceedings of the 27th ACM International Conference on Multimedia*, pages 2487–2495, 2019.

- [45] Han Xiao, Kashif Rasul, and Roland Vollgraf. Fashion-mnist: a novel image dataset for benchmarking machine learning algorithms. *arXiv preprint arXiv:1708.07747*, 2017.
- [46] Raymond A Yeh, Chen Chen, Teck Yian Lim, Alexander G Schwing, Mark Hasegawa-Johnson, and Minh N Do. Semantic image inpainting with deep generative models. In *Proceedings of the IEEE conference on computer vision and pattern recognition*, pages 5485–5493, 2017.
- [47] Han Zhang, Tao Xu, Hongsheng Li, Shaoting Zhang, Xiaogang Wang, Xiao lei Huang, and Dimitris N Metaxas. Stackgan: Text to photo-realistic image synthesis with stacked generative adversarial networks. In *Proceedings of the IEEE international conference on computer vision*, pages 5907–5915, 2017.
- [48] Han Zhang, Zizhao Zhang, Augustus Odena, and Honglak Lee. Consistency regularization for generative adversarial networks. *arXiv preprint arXiv:1910.12027*, 2019.
- [49] Jun-Yan Zhu, Taesung Park, Phillip Isola, and Alexei A Efros. Unpaired image-to-image translation using cycle-consistent adversarial networks. In *Proceedings of the IEEE international conference on computer vision*, pages 2223–2232, 2017.

Appendix

A Proofs

Lemma 1. For any $(a, b) \in \mathbb{R}^2 \setminus \{0, 0\}$, the function $y \rightarrow a \log(y) + b \log(1 - y)$ achieves its maximum in $[0, 1]$ at $\frac{a}{a+b}$.

Proof. Denote $f(y) = a \log(y) + b \log(1 - y)$, clearly, when $y = 0$ or $y = 1$, $f(y) = -\infty$. For $y \in (0, 1)$:

$$f'(y) = 0 \iff \frac{a}{y} - \frac{b}{1-y} = 0 \iff y = \frac{a}{a+b}$$

Note that $f'(y) > 0$ if $0 < y < \frac{a}{a+b}$ and $f'(y) < 0$ if $1 > y > \frac{a}{a+b}$. Thus, the maximum of $f(y)$ should be $\max(f(a), f(\frac{a}{a+b}), f(b)) = f(\frac{a}{a+b})$. Thus, $f(y)$ achieves its maximum in $[0, 1]$ at $\frac{a}{a+b}$. \square

A.1 Proof of Proposition 1

Proof. The trainer criterion for the discriminator D_i , given any generator G , is to maximize the quantity $\mathcal{L}(D_1, D_2, G)$:

$$\begin{aligned} \mathcal{L}(D_1, D_2, G) &= \int_x p_{data}(x)(\log(D_1(x)) + \log(D_2(x)))dx \\ &\quad + \int_z p_z(z)(\log(1 - D_1(G(z))) + \log(1 - D_2(G(z))))dz \\ &\quad + \beta \cdot \int_x p_{peer}(x)((r_{peer,2}(x) - \alpha \cdot p_{2,G}) \cdot \log(D_1(x)) + (r_{peer,1}(x) - \alpha \cdot p_{1,G}) \cdot \log(D_2(x)))dx \\ &\quad + \beta \cdot \int_x p_{peer}(x)(1 - \alpha - r_{peer,2}(x) + \alpha \cdot p_{2,G}) \cdot \log(1 - D_1(x))dx \\ &\quad + \beta \cdot \int_x p_{peer}(x)(1 - \alpha - r_{peer,1}(x) + \alpha \cdot p_{1,G}) \cdot \log(1 - D_2(x))dx \\ &= \int_x p_{data}(x)(\log(D_1(x)) + \log(D_2(x)))dx + \int_x p_g(x)(\log(1 - D_1(x)) + \log(1 - D_2(x)))dx \\ &\quad + \beta \cdot \int_x p_{peer}(x)((r_{peer,2}(x) - \alpha \cdot p_{2,G}) \cdot \log(D_1(x)) + (r_{peer,1}(x) - \alpha \cdot p_{1,G}) \cdot \log(D_2(x)))dx \\ &\quad + \beta \cdot \int_x p_{peer}(x)(1 - \alpha - r_{peer,2}(x) + \alpha \cdot p_{2,G}) \cdot \log(1 - D_1(x))dx \\ &\quad + \beta \cdot \int_x p_{peer}(x)(1 - \alpha - r_{peer,1}(x) + \alpha \cdot p_{1,G}) \cdot \log(1 - D_2(x))dx \\ &= \int_x [p_{data}(x) + \beta \cdot (r_{peer,2}(x) - \alpha \cdot p_{2,G}) \cdot p_{peer}(x)] \cdot \log(D_1(x))dx \\ &\quad + \int_x [p_g(x) + \beta \cdot (1 - \alpha - r_{peer,2}(x) + \alpha \cdot p_{2,G}) \cdot p_{peer}(x)] \cdot \log(D_1(x))dx \\ &\quad + \int_x [p_{data}(x) + \beta \cdot (r_{peer,1}(x) - \alpha \cdot p_{1,G}) \cdot p_{peer}(x)] \cdot \log(D_2(x))dx \\ &\quad + \int_x [p_g(x) + \beta \cdot (1 - \alpha - r_{peer,1}(x) + \alpha \cdot p_{1,G}) \cdot p_{peer}(x)] \cdot \log(D_2(x))dx \end{aligned}$$

For D_1, D_2 , the above objective function respectively achieves its maximum in $[0, 1], [0, 1]$ at:

$$D_{i,G}^*(x) = \frac{p_{data}(x) + \beta \cdot (r_{peer,j}^*(x) - \alpha \cdot p_{j,G}) \cdot p_{peer}(x)}{p_{data}(x) + p_g(x) + \beta \cdot (1 - \alpha) \cdot p_{peer}(x)}, \quad i \neq j.$$

\square

A.2 Proof of Theorem 1

Proof. This is the subsequent proof which complements with the end of Section 3.3.

\Leftarrow Given that $p_{data} = p_g$, we have:

$$\begin{aligned} C(G) &= \max_D \mathcal{L}(G, D_1, D_2) \\ &= 2 \cdot \mathbb{E}_{x \sim p_{data-p_i}} \left[\log \frac{p_{data}(x) + \frac{\beta}{2} \cdot p_{peer}(x)}{p_{data}(x) + p_g(x) + \beta \cdot p_{peer}(x)} \right] + 2 \cdot \mathbb{E}_{x \sim p_{g-p_i}} \left[\log \frac{p_g(x) + \frac{\beta}{2} \cdot p_{peer}(x)}{p_{data}(x) + p_g(x) + \beta \cdot p_{peer}(x)} \right] \\ &= 2 \cdot \left(\log \frac{1}{2} + \log \frac{1}{2} \right) = -\log 16 \end{aligned}$$

\Rightarrow Note that

$$2 \cdot (\mathbb{E}_{x \sim p_{data-p_i}} [-\log 2] + \mathbb{E}_{x \sim p_{g-p_i}} [-\log 2]) = -\log 16$$

By subtracting this expression from $C(G)$, we have:

$$\begin{aligned} C(G) &= -\log 16 + 2 \cdot KL \left(p_g + \frac{\beta}{2} \cdot p_{peer} \left\| \frac{p_{data} + p_g + \beta \cdot p_{peer}}{2} \right. \right) \\ &\quad + 2 \cdot KL \left(p_{data} + \frac{\beta}{2} \cdot p_{peer} \left\| \frac{p_{data} + p_g + \beta \cdot p_{peer}}{2} \right. \right) \end{aligned}$$

where KL is the Kullback-Leibler divergence. Remember that:

$$C(G) = -\log 16 + 2 \cdot JSD \left(p_{data} + \frac{\beta}{2} \cdot p_{peer} \left\| p_g + \frac{\beta}{2} \cdot p_{peer} \right. \right) \quad (6)$$

Since the Jensen-Shannon divergence between two distributions is always non-negative and zero only when they are equal, we have shown that $C(G)^* = -\log 16$ is the global minimum of $C(G)$. Thus, we need

$$p_{data} + \frac{\beta}{2} \cdot p_{peer} = p_g + \frac{\beta}{2} \cdot p_{peer} \Leftrightarrow p_{data} = p_g$$

□

A.3 Proof of Theorem 2

Proof.

$$y_j := \mathbb{1}(D_{j,G}^*(x) > \frac{1}{2}), \quad y_{j,p_2} := \mathbb{1}(D_{j,G}^*(x_{p_2}) > \frac{1}{2}), \quad \tilde{y}_j := \mathbb{1}(\tilde{D}_j(x) > \frac{1}{2}), \quad \tilde{y}_{j,p_2} := \mathbb{1}(\tilde{D}_j(x_{p_2}) > \frac{1}{2})$$

Ignoring the weight β , the peer term of discriminator D_i w.r.t. its diverged peer discriminator \tilde{D}_j comes:

$$\begin{aligned}
\text{Peer}(D_i)|_{\tilde{D}_j} &:= \mathbb{E}_{x \sim p_{\text{peer}}} [\ell(D_i(x), \mathbb{1}(\tilde{D}_j(x) > \frac{1}{2})) - \alpha \cdot \ell(D_i(x_{p_1}), \mathbb{1}(\tilde{D}_j(x_{p_2}) > \frac{1}{2}))] \\
&= \mathbb{E}_{x \sim p_{\text{peer}}, y_j=1} [\mathbb{P}(\tilde{y}_j = 1 | y_j = 1) \cdot \ell(D_i(x), 1) + \mathbb{P}(\tilde{y}_j = 0 | y_j = 1) \cdot \ell(D_i(x), 0)] \\
&\quad + \mathbb{E}_{x \sim p_{\text{peer}}, y_j=0} [\mathbb{P}(\tilde{y}_j = 1 | y_j = 0) \cdot \ell(D_i(x), 1) + \mathbb{P}(\tilde{y}_j = 0 | y_j = 0) \cdot \ell(D_i(x), 0)] \\
&\quad - \alpha \cdot \mathbb{E}_{x_{p_1} \sim p_{\text{peer}}, y_{j,p_2}=1} [\mathbb{P}(\tilde{y}_{j,p_2} = 1 | y_{j,p_2} = 1) \cdot \ell(D_i(x_{p_1}), 1) + \mathbb{P}(\tilde{y}_{j,p_2} = 0 | y_{j,p_2} = 1) \cdot \ell(D_i(x_{p_1}), 0)] \\
&\quad - \alpha \cdot \mathbb{E}_{x_{p_1} \sim p_{\text{peer}}, y_{j,p_2}=0} [\mathbb{P}(\tilde{y}_{j,p_2} = 1 | y_{j,p_2} = 0) \cdot \ell(D_i(x_{p_1}), 1) + \mathbb{P}(\tilde{y}_{j,p_2} = 0 | y_{j,p_2} = 0) \cdot \ell(D_i(x_{p_1}), 0)] \\
&= \mathbb{E}_{x \sim p_{\text{peer}}, y_j=1} [(1 - e_{\text{data},j}) \cdot \ell(D_i(x), 1) + e_{\text{data},j} \cdot \ell(D_i(x), 0)] \\
&\quad + \mathbb{E}_{x \sim p_{\text{peer}}, y_j=0} [e_{g,j} \cdot \ell(D_i(x), 1) + (1 - e_{g,j}) \cdot \ell(D_i(x), 0)] \\
&\quad - \alpha \cdot \mathbb{E}_{x_{p_1} \sim p_{\text{peer}}, y_{j,p_2}=1} [(1 - e_{\text{data},j}) \cdot \ell(D_i(x_{p_1}), 1) + e_{\text{data},j} \cdot \ell(D_i(x_{p_1}), 0)] \\
&\quad - \alpha \cdot \mathbb{E}_{x_{p_1} \sim p_{\text{peer}}, y_{j,p_2}=0} [e_{g,j} \cdot \ell(D_i(x_{p_1}), 1) + (1 - e_{g,j}) \cdot \ell(D_i(x_{p_1}), 0)] \\
&= \mathbb{E}_{x \sim p_{\text{peer}}, y_j=1} [(1 - e_{\text{data},j} - e_{g,j}) \cdot \ell(D_i(x), 1) + e_{\text{data},j} \cdot \ell(D_i(x), 0) + e_{g,j} \cdot \ell(D_i(x), 1)] \\
&\quad + \mathbb{E}_{x \sim p_{\text{peer}}, y_j=0} [(1 - e_{\text{data},j} - e_{g,j}) \cdot \ell(D_i(x), 0) + e_{\text{data},j} \cdot \ell(D_i(x), 0) + e_{g,j} \cdot \ell(D_i(x), 1)] \\
&\quad - \alpha \cdot \mathbb{E}_{x_{p_1} \sim p_{\text{peer}}, y_{j,p_2}=1} [(1 - e_{\text{data},j} - e_{g,j}) \cdot \ell(D_i(x_{p_1}), 1) + e_{\text{data},j} \cdot \ell(D_i(x_{p_1}), 0) + e_{g,j} \cdot \ell(D_i(x_{p_1}), 1)] \\
&\quad - \alpha \cdot \mathbb{E}_{x_{p_1} \sim p_{\text{peer}}, y_{j,p_2}=0} [(1 - e_{\text{data},j} - e_{g,j}) \cdot \ell(D_i(x_{p_1}), 0) + e_{\text{data},j} \cdot \ell(D_i(x_{p_1}), 0) + e_{g,j} \cdot \ell(D_i(x_{p_1}), 1)]
\end{aligned}$$

Thus,

$$\text{Peer}(D_i)|_{\tilde{D}_j} = (1 - e_{\text{data},j} - e_{g,j}) \cdot \text{Peer}(D_i)|_{D_{j,G}^*} + \underbrace{(1 - \alpha) \cdot \mathbb{E}_{x \sim p_{\text{peer}}} [e_{\text{data},j} \cdot \ell(D_i(x), 0) + e_{g,j} \cdot \ell(D_i(x), 1)]}_{\text{Bias}}$$

Note that:

$$\text{Bias} = (1 - \alpha) \cdot \mathbb{E}_{x \sim p_{\text{peer}}} [e_{\text{data},j} \cdot \log(1 - D_i(x)) + e_{g,j} \cdot \log(D_i(x))]$$

Maximizing the **Bias** term returns the following optimal discriminator given G :

$$D_i(x) \equiv \frac{e_{g,j}}{e_{g,j} + e_{\text{data},j}} \quad (\text{a constant discriminator.})$$

The **Bias** term is negligible when $|1 - \alpha| \rightarrow 0$, or $e_{\text{data},j}, e_{g,j} \rightarrow 0$. Thus, given $\alpha = 1$, the **Bias** term is cancelled out. And (When $e_{\text{data},j} + e_{g,j} < 1$), we have:

$$\begin{aligned}
\max_{D_i} \text{Peer}(D_i)|_{\tilde{D}_j} &= \max_{D_i} (1 - e_{\text{data},j} - e_{g,j}) \cdot \mathbb{E}_{x \sim p_{\text{peer}}} [\ell(D_i(x), y_j) - \ell(D_i(x_{p_1}), y_{j,p_2})] \\
&= \max_{D_i} \mathbb{E}_{x \sim p_{\text{peer}}} [\ell(D_i(x), y_j) - \ell(D_i(x_{p_1}), y_{j,p_2})] = \max_{D_i} \text{Peer}(D_i)|_{D_{j,G}^*}
\end{aligned}$$

□

A.4 Proof of Theorem 4

Proof. When $\beta = 0$, the overall min-max game becomes:

$$\begin{aligned}
\min_G \max_{D_1, D_2} \mathcal{L}(D_1, D_2, G) &= \min_G \max_{D_1, D_2} \mathbb{E}_{x \sim p_{\text{data}}} [\log D_1(x)] + \mathbb{E}_{z \sim p_z} [\log(1 - D_1(G(z)))] \\
&\quad + \mathbb{E}_{x \sim p_{\text{data}}} [\log D_2(x)] + \mathbb{E}_{z \sim p_z} [\log(1 - D_2(G(z)))]
\end{aligned}$$

Since we assume enough capacity, the inner max game is achieved if and only if: $D_1(x) = D_2(x) = \frac{p_{data}(x)}{p_{data}(x) + p_g(x)}$.

To prove p_g converges to p_{data} , only need to reproduce the proof of proposition 2 in [14]. We omit the details here.

□