

Quantum Fluctuation effects on the Ordered Moments in a two dimensional frustrated Ferrimagnet

Kingshuk Majumdar*

Department of Physics, Grand Valley State University, Allendale, Michigan 49401, USA

Subhendra D. Mahanti†

Department of Physics and Astronomy, Michigan State University, East Lansing, Michigan 48824, USA

(Dated: May 1, 2021)

We propose a novel two-dimensional frustrated quantum spin-1/2 anisotropic Heisenberg model with alternating ferromagnetic and antiferromagnetic magnetic chains along one direction and antiferromagnetic interactions along the other. The (mean-field) ground state is ferrimagnetic in certain range of the interaction space. Spin-wave theory analysis of the reduction of ordered moments at inequivalent spin sites and the instability of the spin waves suggest a quantum phase transition which has the characteristics of both the frustrated two-dimensional antiferromagnetic $S=1/2$ (J_1, J_2) model and 1D $S_1=1, S_2=1/2$ quantum ferrimagnetic model.

PACS numbers: 71.15.Mb, 75.10.Jm, 75.25.-j, 75.30.Et, 75.40.Mg, 75.50.Ee, 73.43.Nq

I. INTRODUCTION

Low-dimensional quantum spin systems are excellent examples to explore the physics of strongly interacting quantum many-body systems.¹ In addition to the inherent quantum nature of the interacting elements (for example localized spins with $S=1/2$), these systems provide an array of choices where the effects of competing interactions, non-equivalent nearest neighbor bonds, and frustration on quantum fluctuations of the long range order parameter and on quantum phase transitions at $T = 0K$ (no thermal fluctuations) can be explored. Although extensive studies using different theoretical approaches and using different spin models have been done over the last several decades we will first discuss two simple models relevant to our present work.^{2,3} They are (i) two-dimensional (2D) antiferromagnetic $S=1/2$ Heisenberg model on a square lattice with nearest (NN) and next nearest neighbor (NNN) antiferromagnetic interactions (J_1, J_2) [Model I] and (ii) one-dimensional (1D) spin chain consisting of alternating $S_1=1$ and $S_2=1/2$ spins interacting antiferromagnetically [Model II]. The classical ground state (GS) of model I in certain (J_1, J_2) domain is long range ordered (LRO) antiferromagnet whereas that of model II is a long range ordered ferrimagnet. Quantum spin fluctuations (QSF) dramatically affect the physical properties of these systems, which we review briefly after first introducing a new model [Model III] below.

We propose a novel 2D Heisenberg model at $T = 0K$ consisting of only $S=1/2$ spins, which combines the essential features of the two above models, extreme anisotropy of the NN bonds (some ferro and some antiferro) and frustration. The classical ground state (discussed in detail later in the paper) is a four-sublattice ferrimagnet in certain parameter space. Our focus in this paper is on the stability of this ferrimagnetic ground state and effect of QSFs at $T = 0K$ on the long range ordered sublattice magnetizations.

II. REVIEW OF MODELS I AND II

A. Model I

The classical ground state of the 2D $S=1/2$ (J_1, J_2) Heisenberg model on a square lattice depends on the frustration parameter $\eta = J_2/J_1$.^{1,2} For $\eta < 0.5$, the GS is a Néel state with ordering wave vector (π, π) , similar to the unfrustrated case whereas for $\eta > 0.5$ the GS is the degenerate columnar antiferromagnetic state (CAF) with ordering wave vectors $(\pi, 0)$ and $(0, \pi)$. There is a first-order phase transition from the Néel state to CAF state at $\eta = 0.5$. Effects of QSF on this phase transition and other properties of this model have been investigated using a large number of methods.⁴⁻¹³ Here we review the main results obtained within linear spin wave theory (LSWT). Sublattice magnetization, m is reduced by QSF from its classical value of 0.5 to 0.303 at $\eta = 0$ and then decreases monotonically with increasing η and approaches zero at the first critical point $\eta_{c1} = 0.38$. Similarly $m = 0.37$ at $\eta = 1$ and then steadily decreases to zero at the second critical point $\eta_{c2} = 0.49$. LSWT clearly indicates that QSF effects are enhanced in the presence of frustration. Also it suggests that in the region $\eta_{c1} < \eta < \eta_{c2}$, the classical GSs are not stable. The nature of the GS (e.g. spin-liquid, valence bond) and low energy excitations in this region have been extensively studied during past several years and continue to be of great current interest.

B. Model II

The second model deals with ferrimagnets. Ferrimagnets are somewhere between ferromagnets and antiferromagnets.¹⁴⁻²⁵ It is well known that for 1D quantum $S=1/2$ ferromagnet, the ground state is long-range ordered and QSFs do not reduce the classical value of m . In

contrast, in a 1D quantum $S=1/2$ antiferromagnet (AF), QSFs completely destroy the classical LRO. The question what happens for ferrimagnets drew considerable interest in the late 90's and several interesting works were done using a simple isotropic NN antiferromagnetic Heisenberg model with two types of spins, $S_1 = 1$ and $S_2 = 1/2$ in a magnetic unit cell (MUC).^{17,18,20-26} Following Refs. [17] and [21] we discuss some of the interesting physical properties of this 1D system and point out how our proposed 2D model differs from this.

The Hamiltonian of the 1D system is given by

$$\mathcal{H} = \sum_n [J(\mathbf{S}_{1n} \cdot \mathbf{S}_{2n} + \mathbf{S}_{2n} \cdot \mathbf{S}_{1n+1}) - hS_{Tn}^z], \quad (1)$$

where \mathbf{S}_{1n} and \mathbf{S}_{2n} are spin-1 and spin-1/2 operators respectively in the n^{th} unit cell (UC), effective field $h(=g\mu_B H)$ with g gyro-magnetic ratio, μ_B Bohr magneton, and H external magnetic field) and $S_{Tn}^z = S_{1n}^z + S_{2n}^z$.

According to the Lieb-Mattis theorem²⁷, for $H = 0$, the GS is long range ordered as the system has total spin $S_T = N/2$, where N is the number of UCs in GS, $\langle S_{1n}^z \rangle = 1$ and $\langle S_{2n}^z \rangle = 0.5$. The problem of looking at the excitations is well suited for the LSWT approach. Since the elementary magnetic cell consists of two spins, LSWT predicts two types of magnons: a gapless ‘‘acoustic’’ or ‘‘ferromagnetic’’ branch with $S_T^z = N/2 - 1$, and a gapped ‘‘optical’’ or ‘‘antiferromagnetic’’ branch with $S_T^z = N/2 + 1$. The optical magnon gap for this model has been numerically found to be $\Delta_{\text{opt}} = 1.759J$.²³ An intriguing property of this 1D quantum ferrimagnet is that when one turns on the magnetic field H , the acoustic branch opens up a gap but the optical gap decreases and at a critical value of the field H_{c1} this gap vanishes, the system then enters into a quantum spin liquid (QSL) phase, where the GS is dominated by QSFs with spinon-like excitations.^{17,18,21} With further increase in the strength of the field this QSL phase goes into a saturated ferromagnetic phase.

Brehmer et al. [17] calculated the sublattice magnetization for the $S=1$ sublattice (m_A) and found it to be $(1-\tau)$ with $\tau \approx 0.305$. The sublattice magnetization of the $S=1/2$ sublattice can be calculated using their method and is found to be $m_B = -0.5 + \tau$. The ordered moment of the $S=1/2$ sublattice is reduced by a factor of ~ 2.5 due to QSF. There are two important points worth noting here: (1) the total magnetization (ferromagnetic) per magnetic unit cell is $m_A + m_B = 0.5$, the classical value and (2) QSF reduction of the $S=1/2$ sublattice is larger than the 2D $S=1/2$ Heisenberg model for a square lattice where $\eta \sim 0.2$. Point (1) is consistent with the fact that the ferromagnetic long range order is not affected by QSF. Also m_A and m_B are independent of the magnetic field.

III. MODEL III

As mentioned in the beginning, we introduce a new 2D Heisenberg model which incorporates different aspects of the two models discussed above, anisotropic bonds and frustration. Also, instead of two types of spins and single exchange parameter, our model consists of only $S=1/2$ spins interacting with Heisenberg exchange couplings of different signs (both ferro and antiferro). The unit cell consists of four types of spins which we denote as $\mathbf{S}^{(\mu)}$ ($\mu = 1..4$), it is a Bravais lattice. The lattice vectors for the four spins in a rectangular lattice with parameters (a, b) along the x and y directions are given by $\mathbf{R}_{i\mu} = i_x a \hat{\mathbf{x}} + i_y b \hat{\mathbf{y}} + \boldsymbol{\tau}_\mu$ where $\boldsymbol{\tau}_1 = (0, 0)$, $\boldsymbol{\tau}_2 = (0, b/2)$, $\boldsymbol{\tau}_3 = (a/2, b/4)$ and $\boldsymbol{\tau}_4 = (a/2, 3b/4)$ (see Fig. 1). As we will show, the ground state is ferrimagnetic in certain range of exchange parameter space. Three spins combine to form the $S=3/2$ sublattice. In contrast to the 1D $S=(3/2, 1/2)$ model, where the magnitudes of the spins in each sublattice are fixed, in our model, the $S=3/2$ sublattice can undergo amplitude fluctuations. In fact, the present model was inspired by recent inelastic neutron scattering experiments on a quasi 2D spin systems containing Cu_2^+ ions, $\text{Cu}_2(\text{OH})_3\text{Br}$.²⁸ However, in this system the effect of orbital ordering of active magnetic orbitals driven by the ordering of the Br^+ ions on the exchange parameters is such that the ground state is an antiferromagnet with eight spins per unit cell.

The Heisenberg spin Hamiltonian (\mathcal{H}) for model III is divided into two parts, intra-chain (\mathcal{H}_1) and inter-chain (\mathcal{H}_2):

$$\mathcal{H} = \mathcal{H}_1 + \mathcal{H}_2, \quad (2)$$

where

$$\begin{aligned} \mathcal{H}_1 = & -J_1 \sum_i \left[\mathbf{S}_i^{(1)} \cdot \mathbf{S}_i^{(2)} + \frac{1}{2} \left(\mathbf{S}_i^{(1)} \cdot \mathbf{S}_{i-b\hat{y}}^{(2)} + \mathbf{S}_i^{(2)} \cdot \mathbf{S}_{i+b\hat{y}}^{(1)} \right) \right] \\ & + J_2 \sum_i \left[\mathbf{S}_i^{(3)} \cdot \mathbf{S}_i^{(4)} + \frac{1}{2} \left(\mathbf{S}_i^{(3)} \cdot \mathbf{S}_{i-b\hat{y}}^{(4)} + \mathbf{S}_i^{(4)} \cdot \mathbf{S}_{i+b\hat{y}}^{(3)} \right) \right], \end{aligned} \quad (3a)$$

$$\begin{aligned} \mathcal{H}_2 = & \frac{1}{2} J_3 \sum_i \left(\mathbf{S}_i^{(1)} + \mathbf{S}_i^{(2)} \right) \cdot \left(\mathbf{S}_i^{(3)} + \mathbf{S}_{i-a\hat{x}}^{(3)} \right) \\ & + \frac{1}{2} J_4 \sum_i \left[\mathbf{S}_i^{(1)} \cdot \left(\mathbf{S}_{i-b\hat{y}}^{(4)} + \mathbf{S}_{i-a\hat{x}-b\hat{y}}^{(4)} \right) \right. \\ & \left. + \mathbf{S}_i^{(2)} \cdot \left(\mathbf{S}_i^{(4)} + \mathbf{S}_{i-a\hat{x}}^{(4)} \right) \right] \\ & + \frac{1}{2} J_3 \sum_i \mathbf{S}_i^{(3)} \cdot \left(\mathbf{S}_i^{(1)} + \mathbf{S}_{i+a\hat{x}}^{(1)} + \mathbf{S}_i^{(2)} + \mathbf{S}_{i+a\hat{x}}^{(2)} \right) \\ & + \frac{1}{2} J_4 \sum_i \mathbf{S}_i^{(4)} \cdot \left(\mathbf{S}_i^{(2)} + \mathbf{S}_{i+a\hat{x}}^{(2)} + \mathbf{S}_{i+b\hat{y}}^{(1)} + \mathbf{S}_{i+a\hat{x}+b\hat{y}}^{(1)} \right). \end{aligned} \quad (3b)$$

All exchange parameters J_μ are positive (see Fig. 1 for an illustrative long range ordered ferrimagnetic). We refer to this model as (J_1, J_2, J_3, J_4) model.

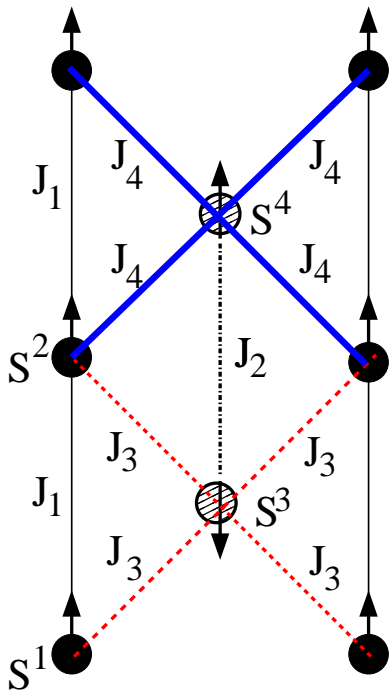


FIG. 1. (Color online) Classical ferrimagnetic ground state of 2D F-AF chain. The basic magnetic unit cell comprises of three up-spins $\mathbf{S}_1, \mathbf{S}_2, \mathbf{S}_4$ and one down-spin \mathbf{S}_3 . The interaction strengths J_1, J_2, J_3 are all positive and J_4 is the frustrated bond.

Classical Ground State: The basic model consists of alternating 1D ferro (strength $J_1 = 1$) and antiferromagnetic (strength $J_2 = \eta_2 J_1$) $S=1/2$ chains (along the y -axis). The nearest chains interact with interaction strengths $J_3 (= \eta_3 J_1)$ and $J_4 (= \eta_4 J_1)$ which are antiferromagnetic. Before discussing the excitations and quantum spin fluctuations, we first consider the ground state of our model when the spins are treated classically (mean field state). With $J_3 = J_4 = 0$, the ground state (G_0) with broken global symmetry consists of decoupled alternating ordered F chains (\mathbf{S}_1 and \mathbf{S}_2 spins) and AF chains (\mathbf{S}_3 and \mathbf{S}_4 spins). Due to the time reversal symmetry, the F chains can be either up or down (chosen arbitrarily) and the AF chains can be in one of the two Néel states. The degeneracy of the G_0 is 2^{2M} , where M is the number of F (or AF) chains. For $J_3 > 0$ and $J_4 = 0$, if we fix the orientation of one F chain, the nearest two AF chain orientations are fixed by the J_3 bond. The neighboring F chain orientations are then fixed. In this way, we have the exact ground state G as each bond takes its minimum energy value. When $\eta_3 > 0$ and $\eta_4 < 0$ (ferromagnetic), the system is not frustrated and the classical GS is a collinear ferrimagnetic state as shown in Fig. 1. However, for $\eta_3 > 0$ and $\eta_4 > 0$, spin \mathbf{S}_4 is frustrated. For weak frustration i.e. $\eta_4 \ll \eta_3$, G is most likely the exact ground state and with increasing frustration (J_4) the system will undergo a phase transition to a new state which may or may not be long range ordered. One ap-

proach to attack the problem is to use the generalized Luttinger Tisza method [29] first proposed by Lyons and Kaplan.³⁰ It turns out that for our Bravais lattice with four-spin/unit cell system the calculations are quite difficult. So in the absence of the knowledge of the exact ground state for large J_4 , we have used a different approach. We study the local stability of G with increasing strength of the frustrating bond (J_4). As we will show later, depending on the strength of J_2/J_1 , there is a critical value of J_4/J_3 where the ground state G is no longer locally stable. Thus in our current analysis of the phase diagram and excitations of the model using spin-wave theory we use G as the ground state.

IV. SPIN-WAVE THEORY

It is well-known that spin-wave theory is best suited to treat the dynamics of long range-ordered states in quantum spin system with large spin S . In the leading order (linear spin wave theory - LSWT), the excitations are magnons. When magnon-magnon interaction effects are negligible (for example for $S \gg 1/2$ and three dimensions), LSWT provides a very good description of the quantum spin fluctuation effects, one example being the reduction of the ordered moment in Heisenberg quantum antiferromagnets. However, for $S=1/2$ systems in 2D, magnon-magnon interactions are not negligible and one must incorporate higher order spin ($1/S$) corrections to treat the system.^{6,7,31,32} Even for these systems, LSWT provides qualitatively correct physics. For example, for 2D Heisenberg spin systems with nearest neighbor (NN) antiferromagnetic (AF) coupling [(J_1, J_2) model with no frustration i.e. $J_2 = 0$] on a square lattice, the ordered moment (average sublattice spin $\langle S_z \rangle$) reduces due to QSF from 0.5 to 0.303 as given by LSWT.^{4,5} When one includes the higher order magnon-magnon interaction effects using $(1/S)$ expansion theory $\langle S_z \rangle = 0.307$,^{7,32} indicating that LSWT is very reasonable. For the general (J_1, J_2) model, the effect of frustration is much more subtle. Frustration tends to destabilize long range order. With increase in the strength of frustration, $\langle S_z \rangle = 0$ at a critical value of $J_2 = J_{2c}$. LSWT gives $J_{2c} = 0.38$ whereas including the magnon-magnon interaction one finds $J_{2c} = 0.41$,^{6,7} again indicating the reasonableness of LSWT in providing a measure of the QSF induced reduction of the magnetization M . In a recent work (Ref. [12]) results for this model is obtained using a four-spin bond operator technique where it is found that $\langle S_z \rangle = 0.301$ for $J_2 = 0$ and $J_{2c} = 0.36$, which are close to the LSWT results. We should mention here that all these methods fail in the spin disordered state i.e. when $J_2 > J_{2c}$.

In view of the above discussion, we opted to use LSWT to analyze the effect of QSF on the average magnetic moment and the critical strength of the frustration where the ordered moments vanish. Unlike the (J_1, J_2) model (two sublattice with same value of the ordered moment) our 2D frustrated (J_1, J_2, J_3, J_4) model has a 4-sublattice

structure as shown below and different sublattice moments are affected differently by QSF.

For our analysis we only consider the parameter space (η_2, η_3, η_4) of the Hamiltonian \mathcal{H} [Eq. (2)] where the GS is stable and is long range ordered collinear ferrimagnetic state. The spin Hamiltonian in Eq. (3) is mapped onto a Hamiltonian of interacting bosons by expressing the spin operators in terms of bosonic creation and annihilation operators a^\dagger, a for three ‘‘up’’ spins (spins 1, 2, and 4) and b^\dagger, b for one ‘‘down’’ spin (spin 3) using the standard Holstein-Primakoff representation³³

$$\begin{aligned} S_{in}^{+i} &\approx \sqrt{2S}a_{in}, \quad S_{in}^{-i} \approx \sqrt{2S}a_{in}^\dagger, \quad S_{in}^{zi} = S - a_{in}^\dagger a_{in}, \\ S_{jn}^{+j} &\approx \sqrt{2S}b_{jn}^\dagger, \quad S_{jn}^{-j} \approx \sqrt{2S}b_{jn}, \quad S_{jn}^{zj} = -S + b_{jn}^\dagger b_{jn}, \end{aligned}$$

and expand the Hamiltonian [Eq. (3)] perturbatively in powers of $1/S$ keeping terms only up to the quadratic terms. The resulting quadratic Hamiltonian is given as:

$$\mathcal{H} = E_{cl} + \mathcal{H}_0 + \dots, \quad (4)$$

where

$$E_{cl} = -2J_1 N S^2 [1 + \eta_2 + 2(\eta_3 - \eta_4)] \quad (5)$$

is the classical GS energy and

$$\begin{aligned} \mathcal{H}_0 = 2SJ_1 \sum_{\mathbf{k} \in \text{BZ}} &\left[(1 + \eta_3 - \eta_4) \left(a_{\mathbf{k}}^{(1)\dagger} a_{\mathbf{k}}^{(1)} + a_{\mathbf{k}}^{(2)\dagger} a_{\mathbf{k}}^{(2)} \right) \right. \\ &- \gamma_y \left(a_{\mathbf{k}}^{(1)} a_{\mathbf{k}}^{(2)\dagger} + a_{\mathbf{k}}^{(1)\dagger} a_{\mathbf{k}}^{(2)} \right) + (\eta_2 - 2\eta_4) a_{\mathbf{k}}^{(4)\dagger} a_{\mathbf{k}}^{(4)} \\ &+ (\eta_2 + 2\eta_3) b_{-\mathbf{k}}^{(3)\dagger} b_{-\mathbf{k}}^{(3)} + \eta_2 \gamma_y \left(b_{-\mathbf{k}}^{(3)\dagger} a_{\mathbf{k}}^{(4)\dagger} + b_{-\mathbf{k}}^{(3)} a_{\mathbf{k}}^{(4)} \right) \\ &+ \eta_3 \gamma_x \left(e^{ik_y b/4} a_{\mathbf{k}}^{(1)\dagger} b_{-\mathbf{k}}^{(3)\dagger} + e^{-ik_y b/4} a_{\mathbf{k}}^{(2)\dagger} b_{-\mathbf{k}}^{(3)\dagger} + h.c. \right) \\ &\left. + \eta_4 \gamma_x \left(e^{-ik_y b/4} a_{\mathbf{k}}^{(1)\dagger} a_{\mathbf{k}}^{(4)} + e^{ik_y b/4} a_{\mathbf{k}}^{(2)\dagger} a_{\mathbf{k}}^{(4)} + h.c. \right) \right] \quad (6) \end{aligned}$$

with $\gamma_x = \cos(k_x a/2)$ and $\gamma_y = \cos(k_y b/2)$.

In the absence of inter-chain coupling ($\eta_3 = \eta_4 = 0$) the magnon spectrum can be obtained using the standard Bogoliubov transformations.³⁴ We find four modes for each k_y ($-\pi/b < k_y < \pi/b$) independent of k_x ($-\pi/a < k_x < \pi/a$): two from the F-chains (α -branches) and two from the AF-chains (one α and one β). The quadratic Hamiltonian takes the following form:

$$\begin{aligned} \mathcal{H}_0 = \sum_{\mathbf{k} \in \text{BZ}} &\left[\epsilon_{\mathbf{k}}^{(1)} \alpha_{\mathbf{k}}^{(1)\dagger} \alpha_{\mathbf{k}}^{(1)} + \epsilon_{\mathbf{k}}^{(2)} \alpha_{\mathbf{k}}^{(2)\dagger} \alpha_{\mathbf{k}}^{(2)} \right. \\ &\left. + \epsilon_{\mathbf{k}}^{(3)} \left(\alpha_{\mathbf{k}}^{(4)\dagger} \alpha_{\mathbf{k}}^{(4)} + \beta_{-\mathbf{k}}^{(3)\dagger} \beta_{-\mathbf{k}}^{(3)} \right) \right] + \sum_{\mathbf{k} \in \text{BZ}} \left(\epsilon_{\mathbf{k}}^{(3)} - 2J_1 S \right), \quad (7) \end{aligned}$$

where

$$\epsilon_{\mathbf{k}}^{(1,2)} = 2J_1 S [1 \mp \gamma_y], \quad (8a)$$

$$\epsilon_{\mathbf{k}}^{(3)} = 2J_2 S \sqrt{1 - \gamma_y^2} = 2J_2 S |\sin(k_y b/2)|. \quad (8b)$$

The last term in Eq. (7) are the LSWT corrections to the classical ground state energy E_{cl} in Eq. (5) for the special case $\eta_3 = \eta_4 = 0$.

With inter-chain coupling (i.e. $\eta_3, \eta_4 > 0$), we have not been able to find the analytical Bogoliubov transformations that transforms the bosonic spin operators to Bogoliubov quasiparticle operators that diagonalize the Hamiltonian \mathcal{H}_0 [Eq. (6)]. For the special case $k_x = \pi/a$ i.e. $\gamma_x = 0$, we use the equation of motion method (see Appendix A) and obtain analytical solutions for the magnon dispersion which are:

$$\epsilon_{\mathbf{k}}^{(1,2)} = 2J_1 S [(1 + \eta_3 - \eta_4) \pm \gamma_y], \quad (9a)$$

$$\epsilon_{\mathbf{k}}^{(3,4)} = 2J_1 S |(\eta_3 + \eta_4) \pm \sqrt{(\eta_3 - \eta_4 + \eta_2)^2 - \eta_2^2 \gamma_y^2}|. \quad (9b)$$

When $\eta_3 = \eta_4 = 0$ the above dispersions reduce to Eq. (8) as expected.

For the general case we use an elegant method developed by Colpa to obtain both the eigenenergies (magnon dispersions) and eigenvectors (required for the calculation of magnetization).^{35,36} First we write the 8×8 Hamiltonian [Eq. (6)] in a symmetrized form:

$$\begin{aligned} \mathcal{H}_0 = J_1 S \sum_{\mathbf{k} \in \text{BZ}} \sum_{i=1}^8 &X_{\mathbf{k}}^{(i)\dagger} h_{\mathbf{k}} X_{\mathbf{k}}^{(i)} \\ &- 2J_1 S N [1 + \eta_2 + 2(\eta_3 - \eta_4)], \quad (10) \end{aligned}$$

with the eigenvectors

$X_{\mathbf{k}} = [a_{\mathbf{k}}^{(1)}, a_{\mathbf{k}}^{(2)}, a_{\mathbf{k}}^{(4)}, b_{\mathbf{k}}^{(3)}, a_{\mathbf{k}}^{(1)\dagger}, a_{\mathbf{k}}^{(2)\dagger}, a_{\mathbf{k}}^{(4)\dagger}, b_{\mathbf{k}}^{(3)\dagger}]$. The hermitian matrix $h_{\mathbf{k}}$ is:

$$h_{\mathbf{k}} = \begin{bmatrix} A_1 & -B_1 & C_2^* & 0 & 0 & 0 & 0 & C_1 \\ -B_1 & A_1 & C_2 & 0 & 0 & 0 & 0 & C_1^* \\ C_2 & C_2^* & A_2 & 0 & 0 & 0 & 0 & B_2 \\ 0 & 0 & 0 & A_3 & C_1 & C_1^* & B_2 & 0 \\ 0 & 0 & 0 & C_1^* & A_1 & -B_1 & C_2 & 0 \\ 0 & 0 & 0 & C_1 & -B_1 & A_1 & C_2^* & 0 \\ 0 & 0 & 0 & B_2 & C_2^* & C_2 & A_2 & 0 \\ C_1^* & C_1 & B_2 & 0 & 0 & 0 & 0 & A_3 \end{bmatrix}, \quad (11)$$

where the constants are given in Eqs. (A2).

The Cholesky decomposition has to be applied on $h_{\mathbf{k}}$ to find the complex K matrix that fulfills the condition $h_{\mathbf{k}} = K^\dagger K$. However, the Cholesky decomposition only works if the matrix $h_{\mathbf{k}}$ is positive definite (i.e. the eigenvalues are all positive).³⁵ In case the spectrum of the Hamiltonian \mathcal{H}_0 contains zero modes, one can add a small positive value to the diagonal of $h_{\mathbf{k}}$ to make the matrix positive ‘‘definite’’. We find that the criterion for the Cholesky decomposition to work for all \mathbf{k} is $\eta_4 \leq \eta_2 \eta_3 / (\eta_2 + 2\eta_3)$. As an example, with $\eta_2 = 3.0, \eta_3 = 0.4, \eta_4 \leq \eta_{4c}$, where $\eta_{4c} = 0.316$. If $\eta_4 > \eta_{4c}$ the matrix $h_{\mathbf{k}}$ is not positive definite and the procedure fails. As we discuss later, this is precisely the same condition for the stability of the ferrimagnetic state. After obtaining the matrix K , we solve the eigenvalue problem of the hermitian matrix KgK^\dagger , where g is a diagonal paraunitary matrix with elements $g_{ii} = \text{diag}(1, 1, 1, 1, -1, -1, -1, -1)$. The resulting eigenvectors are then arranged in such a way that the first four diagonal elements of the diagonalized $L = U^\dagger KgK^\dagger U$

matrix are positive and the last four elements are negative. The first four positive diagonal elements correspond to the magnon dispersions.

To calculate the sublattice magnetization m_i we first construct the diagonal matrix, $E = gL$ and then find the transformation matrix T , which relates the boson modes $X_{\mathbf{k}}$ with the Bogoliubov modes $\alpha_{\mathbf{k}}$ via $X_{\mathbf{k}} = T\alpha_{\mathbf{k}}$. The matrix T is calculated using³⁶: $T = K^{-1}UE^{1/2}$. $m_{i=1,2,4}$ of spins $\mathbf{S}_1, \mathbf{S}_2, \mathbf{S}_4$ are positive but m_3 for spin \mathbf{S}_3 is negative. So we calculate the magnitude of $m_{i=1-4}$ for each of the four sublattices using

$$|m_i| = 0.5 - |\tau_i|. \quad (12)$$

where τ_i are the reduction caused by QSFs:

$$|\tau_i| = \frac{1}{N} \sum_{\mathbf{k} \in \text{BZ}} \left\{ T_{\mathbf{k}} \mathcal{D} T_{\mathbf{k}}^\dagger \right\}_{i+4, i+4}. \quad (13)$$

\mathcal{D} is a diagonal matrix with $[0, 0, 0, 0, 1, 1, 1, 1]$ as the diagonal elements. We again reiterate that the parameters η_2, η_3, η_4 are chosen such a way that the condition for the Cholesky decomposition is satisfied, i.e. $\eta_4 \leq \eta_{4c}$.

V. MAGNON DISPERSION AND SUBLATTICE MAGNETIZATION

A. Magnon Dispersion

Effects of inter-chain interaction on the magnon dispersion is displayed in Fig. 2(a-e) where for illustration we have chosen $\eta_2 = 3, \eta_3 = 0.4$ and the frustration parameter η_4 is increased from 0.05 to 0.315. The dispersion along k_y (along the chains) is given for two values of k_x : $k_x = 0$ (top two panels) and $k_x = \pi/a$ (bottom two panels). Also for comparison we give the dispersions for the non-interacting chains ($\eta_3 = \eta_4 = 0$). Later we will discuss the k_x dependence for some special modes. As expected, there are four magnon modes for each \mathbf{k} . For the non-interacting chains, there are two F-magnon modes which are split (the lower mode $\sim k_y^2$ for small k_y) and two AF-magnons which are degenerate ($\sim k_y$ for small k_y). In the presence of couplings (discussed below) we will (loosely) refer to these four modes as two F and two AF modes.

First we consider the case $k_x = \pi/a$ (bottom two panels) where the hybridization between the F and AF modes is absent (as $\gamma_x = 0$) - so the F and AF chains interact only through effective fields. In this limit, we find from Eq. (9a) and Eq. (9b) that the F-modes get rigidly shifted upwards by $2J_1 S(\eta_3 - \eta_4)$, the two degenerate AF-modes are split by $4J_S(\eta_3 + \eta_4)$, and both the modes $\sim k_y^2$. At $k_y = 0$ the lower F-mode and the lower AF-mode are gapped, $\Delta_F(\pi/a, 0) = 2J_1 S(\eta_3 - \eta_4)$ and $\Delta_{AF}(\pi/a, 0) = 2J_1 S[\sqrt{(\eta_2 + \eta_3 - \eta_4)^2 - \eta_2^2} - (\eta_3 + \eta_4)]$. When the frustration parameter η_4 is increased towards η_3 , there is a critical value $\eta_{4c} = \eta_2 \eta_3 / (\eta_2 + 2\eta_3) < \eta_3$,

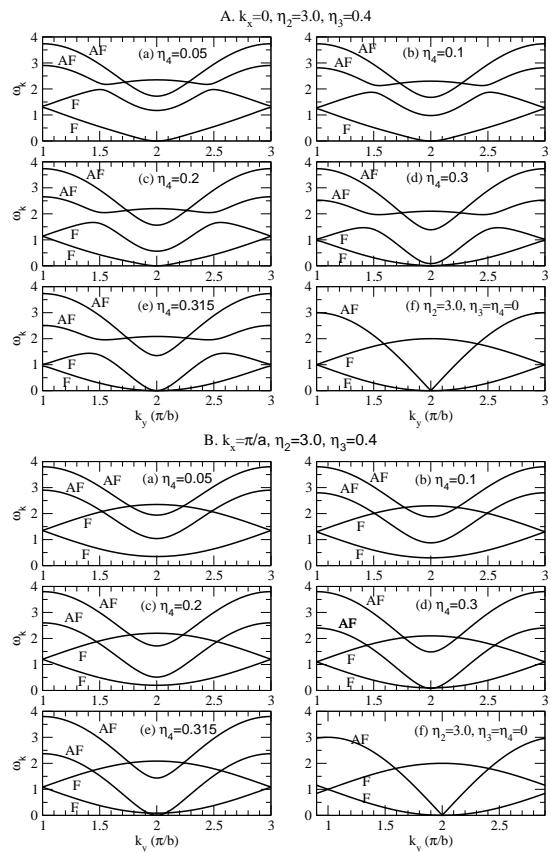


FIG. 2. Magnon dispersion of the ferrimagnetic state for A. $k_x = 0$ and B. $k_x = \pi/a$ [Figs. (a-e)] with $\eta_2 = 3.0, \eta_3 = 0.4$. The frustration parameter η_4 is varied from 0.05 (small frustration) to $\eta_4 = 0.315$. (f) Limiting case with no inter-chain coupling: the two AF-branches are degenerate, the F-branches are gapped, and the lower F-branch vanishes at $k_y = 2\pi/b (= 0)$. Note that due to 2π periodicity $k_y = [-\pi/b, \pi/b] = [\pi/b, 3\pi/b]$.

where $\Delta_{AF}(\pi/a, 0) = 0$ but $\Delta_F(\pi/a, 0) > 0$. The ferrimagnetic GS becomes locally unstable and the system transits to a new ground state (For the parameter values we have chosen $\eta_{4c} = 0.316$ - this is also the place where Cholesky decomposition fails because the matrix $h_{\mathbf{k}}$ is not positive definite). This is similar to the field induced quantum phase transition as a function of the external magnetic field for the 1D quantum $S_1 = 1, S_2 = 1/2$ model discussed in the introduction.^{17,21} Here the optic mode gap goes to zero at a critical field and the system undergoes a quantum phase transition from a ferrimagnetic state to some other state. This phase transition occurs in the range $\eta_3 > \eta_4 > \eta_{4c}$. Fig. 3 shows a schematic phase diagram in the $(\eta_4/\eta_2, \eta_3/\eta_2)$ space. We also note that for given η_3 and $\eta_4 \leq \eta_3$, the strength of the exchange in the AF chains η_2 should be greater than a critical value $\eta_{2c} = 2\eta_3\eta_4/(\eta_3 - \eta_4)$ for the ferrimagnetic state to be stable.

For $k_x = 0$, the picture is qualitatively similar, but with two fundamental differences resulting from hy-

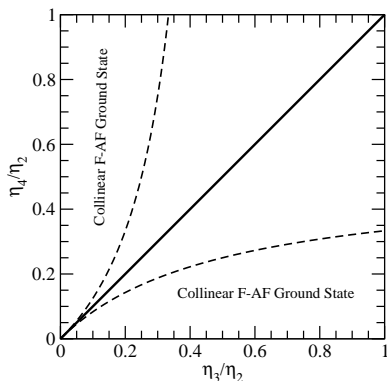


FIG. 3. Phase diagram of \mathcal{H} [Eq (2)]: normalized $\tilde{\eta}_4 = \eta_4/\eta_2$ is plotted against normalized $\tilde{\eta}_3 = \eta_3/\eta_2$. The dashed lines are given by the equations $\tilde{\eta}_4 = \tilde{\eta}_3/(1 + 2\tilde{\eta}_3)$ (lower one) and $\tilde{\eta}_3 = \tilde{\eta}_4/(1 + 2\tilde{\eta}_4)$ (upper one). They are the boundaries of the stability of the ferrimagnetic state. The solid thick line $\tilde{\eta}_4 = \tilde{\eta}_3$ is most likely a critical line.

bridization between ferro and antiferro chain excitations. First, the lower F-mode goes to zero when $k_y \rightarrow 0$ as it should for the Goldstone mode. However the dispersion for large k_y differs qualitatively from the non-interacting chains. Second, hybridization between the upper F-mode and the lower AF-mode opens up a hybridization gap at a finite k_y and the size of the gap increases with η_4 . However, as for the $(k_x, k_y) = (\pi/a, 0)$ the gap $\Delta_{\text{AF}}(\pi/a, 0) \rightarrow 0$ as $\eta_4 \rightarrow \eta_{4c}$. In fact $\Delta_{\text{AF}}(k_x, 0) \rightarrow 0$ for all values of $0 \leq k_x \leq \pi/a$ for $\eta_4 \rightarrow \eta_{4c}$. In Fig. 4B we show the k_x dependence of $\Delta_{\text{AF}}(k_x, 0)$ for three different values of the frustration parameter η_4 . Also we show in Fig. 4A the k_x dependence of $\Delta_{\text{F}}(k_x, 0)$. This suggests that the chains become dynamically decoupled and since the decoupled AF chains are spin liquids without any long range order, the system goes from an ordered state to a spin disordered state when $\eta_4 > \eta_{4c}$. Exact calculations will tell us about the precise nature of the ground state for $\eta_{4c} < \eta_4 < \eta_3$.

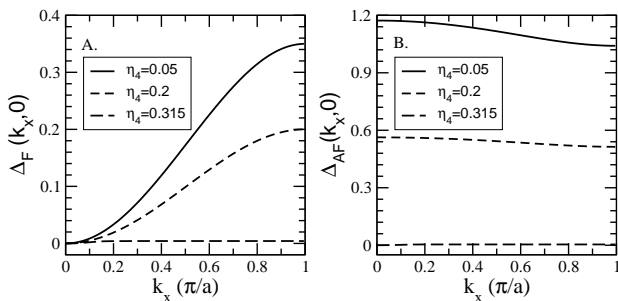


FIG. 4. Gaps for F-mode (Δ_{F}) and AF-mode (Δ_{AF}) with increase in k_x for $k_y = 0$ with $\eta_2 = 3.0, \eta_3 = 0.3$ and three different values of $\eta_4 = 0.05, 0.2$, and 0.315 .

B. Sublattice Magnetization

Following Colpa's method we have calculated the sublattice magnetizations m_i for the four sites. We have checked that the sum of the reduction in the four sublattice moments due to quantum fluctuations, $\sum_{i=1}^4 \tau_i = 0$, which results in the total magnetic moment equal to one as expected. This is equivalent to the results obtained for $S_1 = 1, S_2 = 1/2$ 1D quantum ferrimagnetic state for which the total magnetization/unit cell is equal to 0.5. Next we discuss the effect of frustration on the quantum fluctuation induced reduction of the long-range ordered moments for the four different spins of the unit cell. In the absence of interchain coupling [Fig. 1], $m_1 = \langle S_{1z} \rangle = m_2 = \langle S_{2z} \rangle = 0.5$ and $m_3 = \langle S_{3z} \rangle = -m_4 = \langle S_{4z} \rangle = 0$ (due to quantum spin fluctuation in 1D AF). When we turn on η_3 , its effect is to produce an ordering field at the \mathbf{S}_3 sites and order them in the direction opposite to the F-chain spins. The intra AF chain interaction orders the \mathbf{S}_4 spins parallel to the F-chain spins, resulting in a 2D ferrimagnetic ground state. If $\eta_2 \ll \eta_3$ then the system will be more 2D, $m_1 = m_2 \cong 0.5$, and m_3, m_4 will be non-zero with the magnitude of m_3 larger than m_4 . On the other hand if $\eta_2 \gg \eta_3$, then intra-chain AF bonds will dominate, making the AF chains nearly decoupled and the LRO in the AF chains will be small, $m_4 \approx -m_3 \ll 0.5$.

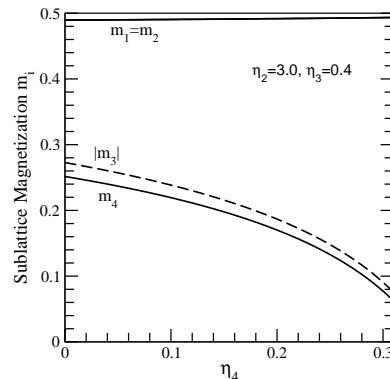


FIG. 5. Magnitude of sublattice magnetizations, m_i , for $\eta_2 = 3.0, \eta_3 = 0.4$ as function of η_4 . Magnetizations for the two degenerate ($m_1 = m_2$) ferro-modes (solid) corresponding to spins 1 and 2 slowly increase as η_4 is increased. Magnetizations m_3, m_4 for spins 3 (dashed) and 4 (solid) decrease due to the increase in quantum fluctuations with increase in η_4 . The ferrimagnetic ground state is stable in the parameter space (η_2, η_3, η_4) as long as $\eta_3 > \eta_4$ and $\eta_4 \leq \eta_{4c}$, where $\eta_{4c} = 0.316$ for $\eta_2 = 3.0, \eta_3 = 0.4$.

In Fig. 5, we show how the ordered moments change with the increasing strength of the frustrated bond η_4 for specific values of $\eta_2 = 3.0$ and $\eta_3 = 0.4$. As η_4 approaches the critical value 0.316 the magnetization of the AF chain decreases but remains finite ($|m_3| \sim 0.07, |m_4| \sim 0.06$) just before quantum phase transition to other ground state within LSWT. This is in contrast to what happens

in the (J_1, J_2) model where as J_2 approaches J_c (J_{c1} from the Néel state and J_{c2} from the CAF state), the sublattice magnetization goes to zero.

Finally, in Fig. 6(a-b), we show the η_2 dependence of the magnitudes of the four order parameters m_i ($i = 1..4$) for $\eta_3 = 0.4$ for two fixed values of the frustrated inter-chain bond η_4 . For our assumed collinear ferrimagnetic ground state $\eta_3 > \eta_4$ and $\eta_2 > \eta_2^c$. For $\eta_3 = 0.4, \eta_4 = 0.1$, the critical value of η_2^c is ≈ 0.27 and for $\eta_4 = 0.2, \eta_2^c = 0.80$. For small η_2 i.e. $\eta_2 \ll \eta_3$, $m_1 = m_2 = |m_3| \sim 0.46$

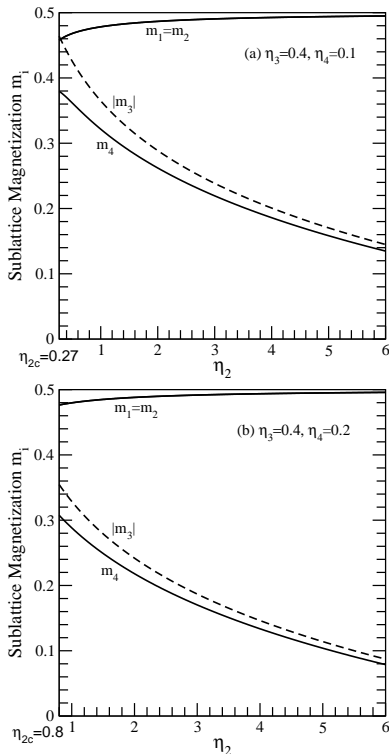


FIG. 6. (a-b) Magnitude of sublattice magnetizations, m_i for $\eta_3 = 0.4, \eta_4 = 0.1$ (Fig. a) and 0.2 (Fig. b) as function of η_2 . The ferrimagnetic ground state is stable for $\eta_2 \geq \eta_{2c}$ where $\eta_{2c} = 0.27$ for $\eta_4 = 0.1$ and $\eta_2^c = 0.80$ for $\eta_4 = 0.2$. Ferro modes (solid) corresponding to spins 1 and 2 are degenerate ($m_1 = m_2$). Magnetizations m_3, m_4 for spins 3 (dashed) and 4 (solid) decrease due to the increase in quantum fluctuations with increase in η_2 .

and $m_4 \sim 0.38$, a reduction from 0.5 by 8% and 24% respectively. The small antiferromagnetic coupling between spins of the AF-chain induces a relatively large value of the moment at the site 4. When η_2 increases the

QSF in the AF-chain reduces the moments at sites 3 and 4. Notice that site 3 still has a larger moment (in magnitude) than at site 4. For large η_2 values, say $\eta_2 \sim 6$, ferro chain spins have moments ~ 0.495 , whereas AF chain spins have moments of magnitude $\sim 0.14 (> 0)$ due to small stabilizing interchain coupling $\eta_3 = 0.4$ [Fig. 6(a)]. Increasing the strength of the frustrated bond η_4 essentially decouples the chains. For example with $\eta_4 = 0.2$, at $\eta_2 = 6.0$ ferro chains have moments close to 0.5 and AF-chains have moments of magnitude 0.08 [Fig. 6(b)]. For $\eta_2 < \eta_{2c}$, the system is most likely a spin liquid state without LRO.

VI. CONCLUSIONS

In summary, we have proposed a 2D frustrated Heisenberg model consisting of alternating 1D ferro (J_1) and antiferro (J_2) chains which interact with alternating frustrated (J_4) and unfrustrated (J_3) bonds (strengths). The ground state is a long range ordered ferrimagnetic state in certain region of the parameter space. Analysis using linear spin wave theory suggests that the system undergoes a quantum phase transition to a quantum disordered phase with increasing strength of η_4 , similar to the classic 2D (J_1, J_2) model. However in contrast to the (J_1, J_2) model, the sublattice magnetizations of the AF chains do not vanish at the critical value η_{4c} , similar to the 1D $S_1 = 1, S_2 = 1/2$ model of a quantum ferrimagnet. The exact nature of the phase transition, the nature of the GS above η_{4c} , and whether the order parameter vanishes at the transition should be explored by other theoretical and numerical techniques.

VII. ACKNOWLEDGMENT

SDM would like to thank Dr. Xianglin Ke for stimulating discussions.

Appendix A: Equation of Motion Method

With inter-chain coupling (i.e. $\eta_3, \eta_4 > 0$), we are unable to find the the Bogoliubov transformations that diagonalizes the Hamiltonian in Eq. (6). Thus we opt for another way - the canonical equation of motion method to obtain the magnon dispersion.¹ The various commutators that are needed for the canonical equation of motion method are:

$$[a_{\mathbf{k}}^{(1)}, \mathcal{H}_0/2J_1S] = A_1 a_{\mathbf{k}}^{(1)} - B_1 a_{\mathbf{k}}^{(2)} + C_1 b_{\mathbf{k}}^{(3)\dagger} + C_2^* a_{\mathbf{k}}^{(4)}, \quad (\text{A1a})$$

$$[a_{\mathbf{k}}^{(2)}, \mathcal{H}_0/2J_1S] = A_1 a_{\mathbf{k}}^{(2)} - B_1 a_{\mathbf{k}}^{(1)} + C_1^* b_{\mathbf{k}}^{(3)\dagger} + C_2 a_{\mathbf{k}}^{(4)}, \quad (\text{A1b})$$

$$[a_{\mathbf{k}}^{(4)}, \mathcal{H}_0/2J_1S] = A_2 a_{\mathbf{k}}^{(4)} + B_2 b_{\mathbf{k}}^{(3)\dagger} + C_2 a_{\mathbf{k}}^{(1)} + C_2^* a_{\mathbf{k}}^{(2)}, \quad (\text{A1c})$$

$$[b_{\mathbf{k}}^{(3)\dagger}, \mathcal{H}_0/2J_1S] = -A_3 b_{\mathbf{k}}^{(3)\dagger} - B_2 a_{\mathbf{k}}^{(4)} - C_1^* a_{\mathbf{k}}^{(1)} - C_1 a_{\mathbf{k}}^{(2)}, \quad (\text{A1d})$$

$$[a_{\mathbf{k}}^{(1)\dagger}, \mathcal{H}_0/2J_1S] = -A_1 a_{\mathbf{k}}^{(1)\dagger} + B_1 a_{\mathbf{k}}^{(2)\dagger} - C_1^* b_{\mathbf{k}}^{(3)} - C_2 a_{\mathbf{k}}^{(4)\dagger}, \quad (\text{A1e})$$

$$[a_{\mathbf{k}}^{(2)\dagger}, \mathcal{H}_0/2J_1S] = -A_1 a_{\mathbf{k}}^{(2)\dagger} + B_1 a_{\mathbf{k}}^{(1)\dagger} - C_1 b_{\mathbf{k}}^{(3)} - C_2^* a_{\mathbf{k}}^{(4)\dagger}, \quad (\text{A1f})$$

$$[a_{\mathbf{k}}^{(4)\dagger}, \mathcal{H}_0/2J_1S] = -A_2 a_{\mathbf{k}}^{(4)\dagger} - B_2 b_{\mathbf{k}}^{(3)} - C_2^* a_{\mathbf{k}}^{(1)\dagger} - C_2 a_{\mathbf{k}}^{(2)\dagger}, \quad (\text{A1g})$$

$$[b_{\mathbf{k}}^{(3)}, \mathcal{H}_0/2J_1S] = A_3 b_{\mathbf{k}}^{(3)} + B_2 a_{\mathbf{k}}^{(4)\dagger} + C_1 a_{\mathbf{k}}^{(1)\dagger} + C_1^* a_{\mathbf{k}}^{(2)\dagger}, \quad (\text{A1h})$$

where

$$A_1 = (1 + \eta_3 - \eta_4), \quad A_2 = (\eta_2 - 2\eta_4), \quad (\text{A2a})$$

$$A_3 = (\eta_2 + 2\eta_3), \quad B_1 = \gamma_y, \quad B_2 = \eta_2 \gamma_y, \quad (\text{A2b})$$

$$C_1 = \eta_3 \gamma_x e^{ik_y b/4}, \quad C_2 = \eta_4 \gamma_x e^{ik_y b/4}. \quad (\text{A2c})$$

We notice that the first four commutators [Eqs. (A1a) - (A1d)] are decoupled from the second four commutators [Eqs. (A1e) - (A1h)]. With the basis vectors $X_{\mathbf{k}} = (a_{\mathbf{k}}^{(1)}, a_{\mathbf{k}}^{(2)}, a_{\mathbf{k}}^{(4)}, b_{\mathbf{k}}^{(3)\dagger})$, the canonical equation of motion can be deduced from the Hamiltonian in Eq. (6) in the following way:

$$\left[X_{\mathbf{k}}^{(i)}, \frac{\mathcal{H}_0}{2J_1S} \right] = i \frac{dX_{\mathbf{k}}^{(i)}}{dt} = g \omega_{\mathbf{k}}^{(i)} X_{\mathbf{k}}^{(i)}. \quad (\text{A3})$$

In Eq. (A3) g is a 4×4 diagonal matrix with $g_{ii} = (1, 1, 1, -1)$ in the diagonal elements. The eigenvalues, $\omega_{\mathbf{k}}^{(i)}$ are obtained by solving the determinant:

$$\begin{vmatrix} (A_1 - \omega_{\mathbf{k}}^{(i)}) & -B_1 & C_2 & C_1^* \\ -B_1 & (A_1 - \omega_{\mathbf{k}}^{(i)}) & C_2^* & C_1 \\ C_2^* & C_2 & (A_2 - \omega_{\mathbf{k}}^{(i)}) & B_2 \\ C_1 & C_1^* & B_2 & (A_3 + \omega_{\mathbf{k}}^{(i)}) \end{vmatrix} = 0. \quad (\text{A4})$$

The above determinant leads to a fourth-order polynomial:

$$\omega_{\mathbf{k}}^4 + a\omega_{\mathbf{k}}^3 + b\omega_{\mathbf{k}}^2 + c\omega_{\mathbf{k}} + d = 0, \quad (\text{A5})$$

where the coefficients are:

$$a = -2(1 - 2\eta_4), \quad (\text{A6a})$$

$$b = (1 + \eta_3 - \eta_4)^2 - 4(1 + \eta_3 - \eta_4)(\eta_3 + \eta_4) - (\eta_2 + 2\eta_3)(\eta_2 - 2\eta_4) - (1 - \eta_2^2)\gamma_y^2 + 2(\eta_3^2 - \eta_4^2)\gamma_x^2, \quad (\text{A6b})$$

$$c = 2(1 + \eta_3 - \eta_4)^2(\eta_3 + \eta_4) + 2(1 + \eta_3 - \eta_4)(\eta_2 - 2\eta_4)(\eta_2 + 2\eta_3) - 2\eta_2^2(1 + \eta_3 - \eta_4)\gamma_y^2 - 2(\eta_3 + \eta_4)\gamma_y^2 - 2(1 + \eta_2 + \eta_3 - 3\eta_4)\eta_3^2\gamma_x^2 + 2(1 - \eta_2 - \eta_3 - \eta_4)\eta_4^2\gamma_x^2 - 2(\eta_3^2 - \eta_4^2)\gamma_x^2\gamma_y^2 + 4\eta_2\eta_3\eta_4\gamma_x^2\gamma_y^2, \quad (\text{A6c})$$

$$d = -(1 + \eta_3 - \eta_4) \left[(1 + \eta_3 - \eta_4)(\eta_2 - 2\eta_4)(\eta_2 + 2\eta_3) - (1 + \eta_3 - \eta_4)\eta_2^2\gamma_y^2 - 2(\eta_2 - 2\eta_4)\eta_3^2\gamma_x^2 - 2(\eta_2 + 2\eta_3)\eta_4^2\gamma_x^2 + 4\eta_2\eta_3\eta_4\gamma_x^2\gamma_y^2 \right] + (\eta_2 - 2\eta_4)(\eta_2 + 2\eta_3)\gamma_y^2 + 2(\eta_2 - 2\eta_4)\eta_3^2\gamma_x^2\gamma_y^2 + 2(\eta_2 + 2\eta_3)\eta_4^2\gamma_x^2\gamma_y^2 - \eta_2^2\gamma_y^4 - 4\eta_3^2\eta_4^2\gamma_x^2 - 4\eta_3\eta_4\gamma_x^2\gamma_y^2(\eta_2 - \eta_3\eta_4). \quad (\text{A6d})$$

The other set of four boson operators $(a_{\mathbf{k}}^{(1)\dagger}, a_{\mathbf{k}}^{(2)\dagger}, a_{\mathbf{k}}^{(4)\dagger}, b_{\mathbf{k}}^{(3)})$ lead to a similar fourth order polynomial equation, but the signs before the linear and cubic terms are negative. There is thus a $\omega_{\mathbf{k}} \leftrightarrow -\omega_{\mathbf{k}}$ symmetry between the two sets of solutions. This fourth order polynomial [Eq. (A5)] has to be solved numerically. The four real eigen-values can be positive or negative. If we solve the fourth order polynomial associated with the other four boson operators we will get again four real solutions which are negative of the solutions of Eq. (A5). For the magnon frequencies we will consider only the

four positive solutions. The diagonalized quadratic Hamiltonian in terms of new basis vectors $\alpha_{\mathbf{k}}^{(i=1..4)}$ becomes:

$$\mathcal{H}_0 = E_0 + \sum_{\mathbf{k} \in \text{BZ}} \sum_{i=1}^4 \epsilon_{\mathbf{k}}^{(i)} \alpha_{\mathbf{k}}^{(i)\dagger} \alpha_{\mathbf{k}}^{(i)}. \quad (\text{A7})$$

E_0 contributes to the LSWT correction to the classical ground state energy.

For the special case $k_x = \pi/a$ i.e. $\gamma_x = 0$ the solutions of the polynomial [Eq. (A5)] can be obtained analytically.

They are (we only consider the positive solutions):

$$\omega_{\mathbf{k}}^{(1,2)} = (1 + \eta_3 - \eta_4) \pm \gamma_y, \quad (\text{A8a})$$

$$\omega_{\mathbf{k}}^{(3,4)} = (\eta_3 + \eta_4) \pm \sqrt{(\eta_3 - \eta_4 + \eta_2)^2 - \eta_2^2 \gamma_y^2}, \quad (\text{A8b})$$

and thus the energies of the magnon spectrum are:

$$\epsilon_{\mathbf{k}}^{(1,2)} = 2J_1 S [(1 + \eta_3 - \eta_4) \pm \gamma_y], \quad (\text{A9a})$$

$$\epsilon_{\mathbf{k}}^{(3,4)} = 2J_1 S |(\eta_3 + \eta_4) \pm \sqrt{(\eta_3 - \eta_4 + \eta_2)^2 - \eta_2^2 \gamma_y^2}|. \quad (\text{A9b})$$

-
- * majumdak@gvsu.edu
† mahanti@msu.edu
- ¹ H. T. Diep, *Frustrated Spin Systems*, 1st ed. (World Scientific, Singapore, 2004).
 - ² C. Lacroix, P. Mendels, and F. Mila, *Introduction to Frustrated Magnetism*, 1st ed., Vol. 164 (Springer-Verlag, Berlin, 2011).
 - ³ S. Sachdev, *Quantum Phase Transitions*, 1st ed. (Cambridge University Press, Cambridge, UK, 2001).
 - ⁴ P. W. Anderson, *Phys. Rev.* **86**, 694 (1952).
 - ⁵ A. B. Harris, D. Kumar, B. I. Halperin, and P. C. Hohenberg, *Phys. Rev. B* **3**, 961 (1971).
 - ⁶ J. I. Igarashi, *J. Phys. Soc. Jpn.* **62**, 4449 (1993).
 - ⁷ K. Majumdar, *Phys. Rev. B* **82**, 144407 (2010).
 - ⁸ J. Richter, R. Zinke, and D. J. J. Farnell, *Eur. Phys. J. B* **88**, 2 (2015).
 - ⁹ R. F. Bishop, P. H. Y. Li, R. Darradi, and J. Richter, *J. Phys.: Condens. Matter* **20**, 255251 (2008).
 - ¹⁰ A. W. Sandvik and R. R. P. Singh, *Phys. Rev. Lett.* **86**, 528 (2001).
 - ¹¹ L. Isaev, G. Ortiz, and J. Dukelsky, *Phys. Rev. B* **79**, 024409 (2009).
 - ¹² A. V. Syromyatnikov and A. Y. Aktersky, *Phys. Rev. B* **99**, 224402 (2019).
 - ¹³ Y. Yu and S. A. Kivelson, *Phys. Rev. B* **101**, 1580 (2020).
 - ¹⁴ H.-J. Mikeska and A. K. Kolezhuk, in *Quantum Magnetism, Lecture Notes in Physics*, Vol. 645, edited by U. Schollwöck, J. Richter, D. J. Farnell, and R. F. Bishop (Springer, Berlin, Heidelberg, 2008) pp. 1 – 83.
 - ¹⁵ A. V. Chubukov, K. I. Ivanova, P. C. Ivanov, and E. R. Korutcheva, *J. Phys.: Condens. Matter* **3**, 2665 (1991).
 - ¹⁶ A. K. Kolezhuk, H.-J. Mikeska, and S. Yamamoto, *Phys. Rev. B* **55**, R3336 (1997).
 - ¹⁷ S. Brehmer, H.-J. Mikeska, and S. Yamamoto, *J. Phys.: Condens. Matter* **9**, 3921 (1997).
 - ¹⁸ S. K. Pati, S. Ramasesha, and D. Sen, *Phys. Rev. B* **55**, 8894 (1997).
 - ¹⁹ S. K. Pati, S. Ramasesha, and D. Sen, *J. Phys.: Condens. Matter* **9**, 8707 (1997).
 - ²⁰ N. B. Ivanov, *Phys. Rev. B* **57**, R14 024 (1998).
 - ²¹ A. K. Kolezhuk, H.-J. Mikeska, K. Maisinger, and U. Schollwöck, *Phys. Rev. B* **59**, 13 565 (1999).
 - ²² S. Yamamoto, T. Fukui, K. Maisinger, and U. Schollwöck, *J. Phys.: Condens. Matter* **10**, 11 033 (1998).
 - ²³ K. Maisinger, U. Schollwöck, S. Brehmer, H.-J. Mikeska, and S. Yamamoto, *Phys. Rev. B* **58**, R5908 (1998).
 - ²⁴ N. B. Ivanov, *Phys. Rev. B* **62**, 3271 (2000).
 - ²⁵ N. B. Ivanov, *Condensed Matter Physics* **12**, 435 (2009).
 - ²⁶ N. B. Ivanov and J. Richter, *Phys. Rev. B* **63**, 144429 (2001).
 - ²⁷ E. Lieb and D. Mattis, *J. Math. Phys.* **3**, 749 (1962).
 - ²⁸ H. Zhang, Z. Zhao, D. Gautreau, M. Raczkowski, A. Saha, V. O. Garlea, H. Cao, T. Hong, H. O. Jeschke, S. D. Mahanti, T. Birol, F. F. Assad, and X. Ke, *Phys. Rev. Lett.* **125**, 037204 (2020).
 - ²⁹ J. M. Luttinger and L. Tisza, *Phys. Rev.* **70**, 954 (1951).
 - ³⁰ D. H. Lyons and T. A. Kaplan, *Phys. Rev.* **120**, 1580 (1960).
 - ³¹ J. I. Igarashi, *Phys. Rev. B* **46**, 10 763 (1992).
 - ³² J. I. Igarashi and T. Nagao, *Phys. Rev. B* **72**, 014403 (2005).
 - ³³ T. Holstein and H. Primakoff, *Phys. Rev. B* **58**, 1098 (1940).
 - ³⁴ N. N. Bogoliubov, *J. Phys. (USSR)* **11**, 23 (1947).
 - ³⁵ J. Colpa, *Physica* **93A**, 327 (1978).
 - ³⁶ S. Toth and B. Lake, *J. Phys.: Condens. Matter* **27**, 166002 (2015).