

Strictly In-Place Algorithms for Permuting and Inverting Permutations

Bartłomiej Dudek¹, Paweł Gawrychowski¹ and Karol Pokorski¹

¹Institute of Computer Science, University of Wrocław, Poland
[bartlomiej.dudek,gawry,pokorski]@cs.uni.wroc.pl

Abstract

We revisit the problem of permuting an array of length n according to a given permutation in place, that is, using only a small number of bits of extra storage. Fich, Munro and Poblete [FOCS 1990, SICOMP 1995] obtained an elegant $\mathcal{O}(n \log n)$ -time algorithm using only $\mathcal{O}(\log^2 n)$ bits of extra space for this basic problem by designing a procedure that scans the permutation and outputs exactly one element from each of its cycles. However, in the strict sense in place should be understood as using only an asymptotically optimal $\mathcal{O}(\log n)$ bits of extra space, or storing a constant number of indices. The problem of permuting in this version is, in fact, a well-known interview question, with the expected solution being a quadratic-time algorithm. Surprisingly, no faster algorithm seems to be known in the literature.

Our first contribution is a strictly in-place generalisation of the method of Fich et al. that works in $\mathcal{O}_\varepsilon(n^{1+\varepsilon})$ time, for any $\varepsilon > 0$. Then, we build on this generalisation to obtain a strictly in-place algorithm for inverting a given permutation on n elements working in the same complexity. This is a significant improvement on a recent result of Guśpiel [arXiv 2019], who designed an $\mathcal{O}(n^{1.5})$ -time algorithm.

1 Introduction

Permutations are often used as building blocks in combinatorial algorithms operating on more complex objects. This brings the need for being able to efficiently operate on permutations. One of the most fundamental operations is rearranging an array $A[1..n]$ according to a permutation π . This can be used, for example, to transpose a rectangular array [23, Ex. 1.3.3-12]. Denoting by a_i the value stored in $A[i]$, the goal is to make every $A[i] = a_{\pi^{-1}(i)}$. This is trivial if we can allocate a temporary array $B[1..n]$ and, after setting $B[i] \leftarrow A[\pi(i)]$ for every i , copy $B[1..n]$ to $A[1..n]$. Alternatively, one can iterate over the cycles of π and rearrange the values on each cycle. Then there is no need for allocating a temporary array as long as we can recognise the elements of π in already processed cycles. This is easy if we can overwrite π , say by setting $\pi(i) \leftarrow i$ after having processed $\pi(i)$. However, we might want to use the same π later, and thus cannot overwrite its elements. In such a case, assuming that every $\pi(i)$ can store at least one extra bit, we could mark the processed elements by temporarily setting $\pi(i) \leftarrow -\pi(i)$, and after having rearranged the array restoring the original π . Even though this reduces the extra space to just one bit per element, this might be still too much, and $\pi(i)$ might be not stored explicitly but computed on-the-fly, as in the example of transposing a rectangular array. This motivates the challenge of designing an efficient algorithm that only assumes access to π through an oracle and uses a small number of bits of extra storage.

Designing a fast algorithm that permutes $A[1..n]$ given oracle access to π and using only a little extra storage is a known interview puzzle [1, Sec. 6.9]. The expected solution is a quadratic-time algorithm that identifies the cycles of π by iterating over $i = 1, 2, \dots, n$ and checking if i is the smallest on its cycle in π . Having identified such i , we permute the values $A[i], A[\pi(i)], A[\pi^2(i)], \dots$. This uses only a constant number of auxiliary variables, or $\mathcal{O}(\log n)$ bits of additional space, which is asymptotically optimal as we need to be able to specify an index consisting of $\lceil \log n \rceil$ bits. However, its worst-case running time is quadratic. Designing a faster solution is nontrivial, but Fich, Munro and Poblete obtained an elegant $\mathcal{O}(n \log n)$ -time algorithm using only $\mathcal{O}(\log^2 n)$ bits of extra space [12]. Their approach is also based on identifying the cycles of π . This is implemented by scanning the elements $i = 1, 2, \dots, n$ while testing if the current i is the leader on its cycle, designating exactly one element on every cycle to be its leader.

We call this a cycle leaders procedure. Due to the unidirectional nature of the input, the test must be implemented by considering the elements $i, \pi(i), \pi^2(i), \dots$ until we can conclude if i is the leader of its cycle. The main contribution of Fich et al. is an appropriate definition of a leader that allows to implement such a test while storing only $\mathcal{O}(\log n)$ indices and making the total number of accesses to π only $\mathcal{O}(n \log n)$. They also show an algorithm running in $\mathcal{O}(n^2/b)$ time and $b + \mathcal{O}(\log n)$ bits of space for arbitrary $b \leq n$.

A procedure that transforms the input using only a small number of bits of extra storage is usually referred to as an in-place algorithm. The allowed extra space depends on the problem, but in the most strict form, this is $\mathcal{O}(\log n)$ bits where n is the size of the input. We call such a procedure strictly in-place. This is related to the well-studied complexity class L capturing decision problems solvable by a deterministic Turing machine with $\mathcal{O}(\log n)$ bits of additional writable space with read-only access to the input. There is a large body of work concerned with time-space tradeoffs assuming read-only random access to the input. Example problems include: sorting and selection [2, 4–7, 16, 24–26, 28], constructing the convex hull [8], multiple pattern matching [13] or constructing the sparse suffix array [3, 17].

This raises the question: is there a deterministic subquadratic strictly in-place algorithm for permuting an array? We provide an affirmative answer to this question by designing, for every $\varepsilon > 0$, a strictly in-place algorithm for this problem that works in $\mathcal{O}_\varepsilon(n^{1+\varepsilon})$ time.¹

Previous and related work. Fich et al. [12] designed a cycle leaders algorithm that works in $\mathcal{O}(n \log n)$ time and uses $\mathcal{O}(\log^2 n)$ bits of extra space. Given oracle access to both π and π^{-1} , they also show a simpler algorithm that needs only $\mathcal{O}(\log n)$ bits of extra space and the same time. Both algorithms have interesting connections to leader election in, respectively, unidirectional [9, 27] and bidirectional [15, 20] rings. While in certain scenarios, such as π being specified with an explicit formula, one can assume access to both π and π^{-1} , in the general case this is known to significantly increase the necessary space [18]. For a random input, traversing the cycle from i until we encounter a smaller element takes in total $\mathcal{O}(n \log n)$ average time and uses only $\mathcal{O}(\log n)$ bits of space [22]. Using hashing, one can also design an algorithm using expected $\mathcal{O}(n \log n)$ time and $\mathcal{O}(\log n)$ bits of space without any assumption on π (interestingly, a different application of randomisation is known to help in leader election in anonymous unidirectional rings [21]). Better cycle leaders algorithms are known for some specific permutations, such as the perfect shuffle [11].

An interesting related question is that of inverting a given permutation π on n elements. For example, it allows us to work with both the suffix array and the inverse suffix array without explicitly storing both of them [14]. The goal of this problem is to replace π with its inverse π^{-1} efficiently while using a small amount of extra space. El-Zein, Munro and Robertson [10] solve this in $\mathcal{O}(n \log n)$ time using only $\mathcal{O}(\log^2 n)$ bits of extra space. The high-level idea of their procedure is to identify cycle leaders and invert every cycle of π at its leader i . The difficulty in such an approach is that the leader i' of the inverted cycle might be encountered again, forcing the cycle to be restored to its original state. El-Zein et al. deal with this hurdle by temporarily lifting the restriction that π is a permutation. Very recently, Guśpiel [19] designed a strictly in-place algorithm for this problem that works in $\mathcal{O}(n^{1.5})$ time. We stress that his approach does not provide a subquadratic strictly in-place solution for identifying cycle leaders, and so does not imply such an algorithm for permuting an array. See Table 1 with the summary of previous work.

	Permuting	Inverting
Trivial	(n, n)	
	$(n^2, \log n)$	
With hashing ²	$(n \log n, \log n)$	-
Fich et al. [12]	$(n^2/b, b + \log n)$	-
	$(n \log n, \log^2 n)$	-
El-Zein et al. [10]	-	$(n \log n, \log^2 n)$
Guśpiel [19]	-	$(n^{1.5}, \log n)$
This work ³	$(n^{1+\varepsilon}, \log n)$	

Table 1: Comparison of different algorithms for in-place permuting and inverting a permutation. $(f(n), g(n))$ denotes that the algorithm runs in $\mathcal{O}(f(n))$ time and uses $\mathcal{O}(g(n))$ bits of space.

¹We write $\mathcal{O}_\varepsilon(f(n))$ to emphasise that the hidden constant depends on ε .

Algorithm 1 A general framework of *left-to-right* algorithms.

1: **for** $i = 1..n$ **do** PROCESS(i)

Our contribution. Building on the approach of Fich et al. we design, for every $\varepsilon > 0$, a cycle leaders algorithm that works in $\mathcal{O}_\varepsilon(n^{1+\varepsilon})$ time and uses $\mathcal{O}_\varepsilon(\log n)$ bits of extra space. This implies a strictly in-place algorithm for permuting an array in $\mathcal{O}_\varepsilon(n^{1+\varepsilon})$ time. In other words, we show that by increasing the number of auxiliary variables to a larger constant we can make the exponent in the running time arbitrarily close to 1. Then, we apply our improved cycle leaders algorithm to obtain a solution for inverting a given permutation in the same time and space. This significantly improves on the recent result of Guśpiel [19].

Techniques and roadmap. The main high-level idea in Fich et al. is to work with local minima, defined as the elements $i \in E_1 = [n]$ of $\pi_1 = \pi$ such that $\pi^{-1}(i) > i < \pi(i)$. This is applied iteratively by defining a new permutation π_2 on the set E_2 of local minima, and repeating the same construction on π_2 . After at most $t \leq \lfloor \log n \rfloor$ iterations, there is only the smallest element m remaining and the leader is chosen as the unique i on the cycle such that $\pi_t \circ \dots \circ \pi_1(i) = m$. Checking if i is a leader is done by introducing the so-called *elbows*. For completeness, we provide a full description of the algorithm in Appendix A. Compared to the original version, we introduce new notation and change some implementation details to make the subsequent modifications easier to state. The crucial point is that the extra space used by the algorithm is bounded by a constant number of words per iteration in the above definition. The natural approach for decreasing the space to $\mathcal{O}(\log n)$ is to modify the definition of the local minimum to decrease the number of iterations to a constant. To this end, we work with b -local minima defined as elements less than all of their b successors and predecessors, for $b = \lceil n^\varepsilon \rceil$ where ε is a sufficiently small constant. This decreases the number of iterations to $\log n / \log b = 1/\varepsilon = \mathcal{O}_\varepsilon(1)$. There is, however, a nontrivial technical difficulty when trying to work with this idea. In the original version, one can check $\pi_r(x) \in E_r$ should be “promoted” to E_{r+1} by explicitly maintaining $x, \pi_r(x)$ and $\pi_r(\pi_r(x))$ and simply comparing $\pi_r(x)$ with x and $\pi_r(\pi_r(x))$. For larger values of b , this translates into explicitly maintaining $x, \pi_r(x), \pi_r(\pi_r(x)), \dots, \pi_r^{2b}(x)$ to check if $\pi_r^b(x) \in E_{r+1}$, which of course takes too much space. We overcome this difficulty by designing and analysing a recursive pointer. This gives us our cycle leaders algorithm described in Section 3.

Similarly as El-Zein et al. [10], we use our cycle leaders algorithm to design a solution to the permutation inversion problem. The high-level idea is to identify the leader i of a cycle, and then invert the cycle by traversing it from i . We need to somehow guarantee that the cycle is not inverted again, but do not have enough extra space to store j . El-Zein et al. mark the already inverted cycles that otherwise would be again inverted in the future by converting them to paths, that is, changing some $\pi(x)$ to undefined. This is then gradually repaired to a cycle, which requires a nontrivial interleave of four different scans. Our starting point is a simplification of their algorithm described in Appendix B based on encoding slightly more (but still very little) information about the cycle. In Section 4 we further extend this method to work with b -local minima.

2 Preliminaries

$[n]$ denotes the set of integers $\{1, 2, \dots, n\}$ and for a function f and a nonnegative integer k we define $f^k(x)$ to be x when $k = 0$ and $f(f^{k-1}(x))$ otherwise. If f is a permutation then f^{-1} denotes its inverse and we define $f^{-k}(x)$ to be $f^{-k}(x) = f^{-1}(f^{-k+1}(x))$ for $k > 0$. Throughout the paper \log denotes \log_2 .

In the cycle leaders problem, we assume that the permutation π on $[n]$ is given through an oracle that returns any $\pi(i)$ in constant time. The goal is to identify exactly one element on each cycle of π as a leader. All of our algorithms follow the same left-to-right scheme: we consider the elements $i = 1, 2, \dots, n$ in this order and test if the current i is the leader of its cycle by considering the elements $i, \pi(i), \pi^2(i), \dots$ until we can determine if i is a leader.

Whenever we refer to a range $x \dots y$, we mean $x, \pi(x), \pi(\pi(x)), \dots, y$. We will also consider ranges $x \dots y$ longer than a full cycle, but in such cases there will be always an middle point z (clear from the context) such that $x \dots y$ consists of two ranges $x \dots z$ and $z \dots y$, each shorter than a full cycle. For example, in the range $\pi^{-k}(x) \dots \pi^k(x)$ there are elements from $\pi^{-k}(x) \dots x$ and from $x \dots \pi^k(x)$.

²This approach runs in expected $\mathcal{O}(n \log n)$ time.

³The constant in time and space complexity depends on ε .

Algorithm 2 A naive cycle leaders algorithm.

```
1: function PROCESS( $i$ )  
2:   if  $i = \text{MINRANGE}(i, i)$  then Report that  $i$  is a leader.
```

We use $\ell(i, i')$ to denote $\min\{k > 0 : \pi^k(i) = i'\}$. $\text{MINRANGE}(a, b)$ naively finds the minimum between a and b on the same cycle of π , that is, $\min\{a, \pi(a), \pi^2(a), \dots, b\}$. If $a = b$, we assume it computes the minimum of the full cycle of a . We also create ternary MINRANGE as follows: $\text{MINRANGE}(x, y, z) = \min(\text{MINRANGE}(x, y), \text{MINRANGE}(y, z))$. Using this notation, the naive cycle leaders algorithm is presented in Algorithm 2.

When inverting π , we assume constant-time random access to the input. Due to the final goal being replacing every $\pi(i)$ with $\pi^{-1}(i)$, we allow temporarily overwriting $\pi(i)$ with any value from $[n]$ as long as after the algorithm terminates the input is overwritten as required. Additional space used by our algorithms consists of a number of auxiliary variables called words, each capable of storing a single integer from $[n]$. We assume that basic operations on such variables take constant time. We assume that the value of n is known to the algorithm.

3 Leader election in smaller space

In this section, we extend the algorithm of Fich et al. [12] to obtain, for any $\varepsilon > 0$, a solution to the cycle leaders problem in $\mathcal{O}_\varepsilon(n^{1+\varepsilon})$ time and using $\mathcal{O}_\varepsilon(\log n)$ bits of extra space.

Let $E_1 = [n]$ and $\pi_1 = \pi$. We denote by $b = \lceil n^\varepsilon \rceil$ the size of the neighborhood considered while determining local minima and declare an element of a permutation to be a b -local minimum if it is strictly smaller than all of its b successors and predecessors. Then, E_r is the set of all b -local minima in E_{r-1} , that is, $E_r = \{i \in E_{r-1} : i < \pi_{r-1}^k(i) \text{ for all } k \in \{-b, \dots, b\} \setminus \{0\}\}$. We say that an element is on level r if it belongs to E_r . We define $\pi_r : E_r \rightarrow E_r$ as follows: $\pi_r(e)$ is the first element of E_r appearing after e on its cycle in π . For $b = 1$ this is exactly the definition used by Fich et al. [12], and for the reader who is unfamiliar with their work we provide a recap of the algorithm and some intuition in Appendix A.

We use the same framework in the next section for the permutation inversion problem, and so we already introduce some additional definitions that are only used later.

Definition 3.1. A *path* of π is a partial function obtained from a cycle C of π by replacing $\pi(x)$ with \perp , for some $x \in C$.

\perp should be understood as an undefined element. For a path, π_r is undefined for the last element from E_r , and similarly π_r^{-1} is undefined for the first element from E_r . When deciding if an element is a b -local minimum on a path, we disregard comparisons with such undefined elements. Furthermore, we assume that $\pi_r(\perp) = \perp$ and $\pi_r^{-1}(\perp) = \perp$ for every r .

For each level r , only at most $\frac{1}{b+1}$ of its elements can belong to the level $r+1$. For a cycle or a path C , let t be the largest number such that $|E_t \cap C| > b$. We set $t = 0$ for $|C| \leq b$ and observe that $t < \frac{1}{\varepsilon}$ for every C . We note that if C is a cycle then $E_{t+2} \cap C = \emptyset$, but for C being a path $|E_{t+2} \cap C| = 1$. Because all algorithms presented in this paper follow the framework given in Algorithm 1 and during the execution of $\text{PROCESS}(i)$, we only consider the elements that can be reached from i , we restrict our considerations to just one cycle or path and we are going to omit the “ $\cap C$ ” part everywhere later.

Definition 3.2. A b -staircase of size r from i is a sequence of elements $(i = i_1, i_2, \dots, i_{r+1} = m = j_{r+1}, j_r, j_{r-1}, \dots, j_1 = i')$ such that $i_k, j_k \in E_k$, for $k \in [r+1]$ and $i_{k+1} = \pi_k^b(i_k)$, $j_k = \pi_k^b(j_{k+1})$ for $k \in [r]$. Elements i , m and i' are called *the start*, *the middle* and *the end* of the b -staircase, respectively. The part of the b -staircase from the start to the middle is called its *left part* and the part from the middle to the end is called its *right part*.

Definition 3.3. An *almost b -staircase* of size r from i is a sequence of elements $(i = i_1, i_2, \dots, i_{r+1} = m = j_{r+1}, j_r, j_{r-1}, \dots, j_1 = i')$, such that $i_k, j_k \in E_k$, for $k \in [r]$ and $i_{k+1} = \pi_k^b(i_k)$ and $j_k = \pi_k^b(j_{k+1})$ for $k \in [r]$.

Definition 3.4. An almost b -staircase of size r ($i = i_1, i_2, \dots, i_{r+1} = m = j_{r+1}, j_r, j_{r-1}, \dots, j_1 = i'$) is called *proper* if $|E_r| > b$.

Definition 3.5. A b -staircase of size r from i is called the *best b -staircase from i* if there is no proper almost b -staircase of size $r+1$ from i (possibly there is no best b -staircase from i).

Definition 3.6. An element i is the leader of its cycle if the best b -staircase from i exists and its middle m is the minimum on the cycle.

Lemma 3.7. *There is exactly one leader on any cycle of a permutation.*

Proof. Let m be the minimum on the cycle and t be the largest size of a proper b -staircase on the cycle. Consider the b -staircase B of size t with its start in $i = \pi_1^{-b}(\dots(\pi_{t-1}^{-b}(\pi_t^{-b}(m)))\dots)$. As m is the minimum on the cycle, there is no proper staircase of size $t + 1$ from i , so B is the best b -staircase and hence i satisfies Definition 3.5 of the leader. As all the best b -stairs are of the same size we cannot have more than one leader on the cycle. \square

It may be that a b -staircase is longer than a full cycle if it visits some elements twice (before and after reaching the middle of the b -staircase). All elements occur at most once in each part of the b -staircase. We allow computing $\text{MINRANGE}(x, y)$ for $x = \perp$ or $y = \perp$. In such a case, the minimum is computed from the beginning or to the end of the path, respectively.

Lemma 3.8. *Consider $m \in E_r$ on a cycle or a path where $|E_r| > b$. Then m is a b -local minimum on level r in π if and only if $m = \text{MINRANGE}(\pi_r^{-b}(m), m, \pi_r^b(m))$.*

Proof. (\Leftarrow) Trivial. (\Rightarrow) Proof by induction on level r . The base case $r = 1$ is immediate.

For $r > 1$, assume that m is a b -local minimum on level r . We consider the elements in $\pi_r^{-b}(m) \dots \pi_r^b(m)$, appropriately truncated if we are on a path. Among these elements, only $m_k = \pi_r^k(m) \neq \perp$ for $k \in \{-b, \dots, b\}$ are b -local minima on level $r - 1$. All of them are also larger than m (if $k \neq 0$). By the induction hypothesis, for all $k \in \{-b, \dots, b\}$ (such that $m_k \neq \perp$) any element between $\pi_{r-1}^{-b}(m_k)$ and $\pi_{r-1}^b(m_k)$ on the cycle/path is larger than or equal to m_k and hence also larger than m . We call the above ranges the *ranges around m_k* and they are represented as segments in Figure 1.

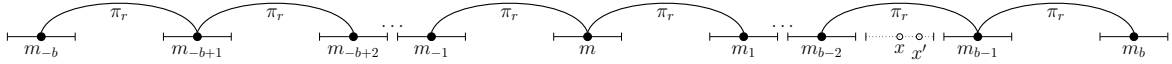


Figure 1: Filled nodes represent elements $m_k = \pi_r^k(m)$ for $k \in \{-b, \dots, b\}$ and each segment represents the range around m_k . All the elements in the ranges (different than m) are larger than m by induction hypothesis.

Consider an element x in $\pi_r^{-b}(m) \dots \pi_r^b(m)$ which is not in the range around m_k for any k . In Figure 1, this corresponds to x in a gap between the ranges. Clearly, $x \notin E_r$, so there is an $\ell < r$ such that $x \in E_\ell \setminus E_{\ell+1}$. Hence x is larger than some $x' \in E_{\ell'} \setminus E_{\ell'+1}$ between $\pi_\ell^{-b}(x)$ and $\pi_\ell^b(x)$ for $\ell < \ell' \leq r$. If there is k such that x' is in the range around m_k , then $x' > m_k > m$ and the lemma follows. Otherwise, observe that x' belongs to the same gap as x (see Figure 7 for more detailed explanation why) so we can apply the same reasoning for x' instead of x . Because the considered values are always decreasing and each gap contains only finite number of elements, finally we obtain a value in one of the ranges around m_k and conclude that x is larger than one of the m_k and also than m . Hence, m is the smallest element in $\pi_r^{-b}(m) \dots \pi_r^b(m)$. \square

The lemma enables us to check if an element m is a b -local minimum on level r without knowing which of the elements in $\pi_r^{-b}(m) \dots \pi_r^b(m)$ belong to the level r .

Fich et al. develop the procedure $\text{NEXT}(r)$ which computes, for an element on E_r , its successor on π_r . We start with extending their idea to work with larger values of the parameter b . For $b = \lceil n^\epsilon \rceil$, the number of elements to compare with is no longer constant. We define a recursive pointer PTR with the following fields:

- r – the level of the pointer,
- e – an element of E_r pointed at by the pointer,
- x – PTR of level $r - 1$ pointing to e (or NULL if $r = 1$),
- y and z – PTRs of level $r - 1$ both pointing to $\pi_{r-1}^b(e)$ (or NULL if $r = 1$).

PTR has the ADVANCE method which moves the pointer from e to $\pi_r(e)$ and updates x , y and z accordingly. See Figure 2. Before and after calling ADVANCE , y is equal to z , but during the execution

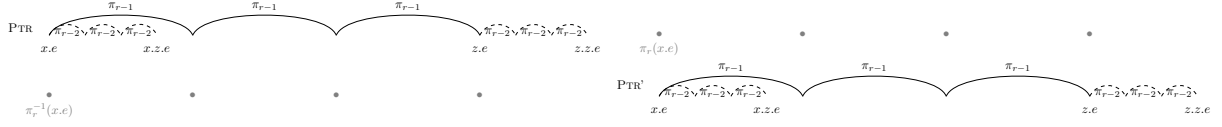


Figure 2: A sketch of PTR structure for $b = 3$. On the bottom there is PTR' , the result of executing the ADVANCE method on PTR. The gray dots are not part of pointer, they only show the alignment between PTR and PTR' .

Algorithm 3 Implementation of the ADVANCE method in the PTR structure. It moves the PTR object onto the next element on the same level.

```

1: function PTR :: ADVANCE
2:   if this.r = 1 then
3:     if  $\pi(\text{this.e}) = \perp$  then abort
4:     this.e  $\leftarrow \pi(\text{this.e})$ 
5:     return
6:   for  $j = 1..b$  do this.z.ADVANCE()
7:   while this.y  $\neq \text{MINRANGE}(\text{this.x.e}, \text{this.y.e}, \text{this.z.e})$  do
8:     this.x.ADVANCE()
9:     this.y.ADVANCE()
10:    this.z.ADVANCE()
11:  this.x  $\leftarrow$  this.y
12:  this.e  $\leftarrow$  this.x.e
13:  this.y  $\leftarrow$  this.z

```

they are different. In fact, it is enough to only store e , x and z in every PTR and keep a local y reused between every call to ADVANCE method.

We now analyse $\text{PTR} :: \text{ADVANCE}$ implemented in Algorithm 3 for a pointer of level r . At the end of the function, e is updated to point to the element $x.e \in E_r$. As we have to also deal with paths, we add the check for \perp in line 3. For $r \geq 2$, z is moved forward b times along π_{r-1} , so after line 6, y and z point to $\pi_{r-1}^b(x.e)$ and $\pi_{r-1}^{2b}(x.e)$, respectively. In line 7 we compare $y.e$ with all elements between $\pi_{r-1}^{-b}(y.e)$ and $\pi_{r-1}^b(y.e)$ and all three pointers are simultaneously advanced to the next elements along π_{r-1} until y points to a b -local minimum on level r . By Lemma 3.8 this is equivalent to checking if $y.e$ is a b -local minimum on level $r - 1$ as long as $|E_{r-1}| > b$.

In Algorithm 4 we implement $\text{BEST}b\text{STAIRCASE}(i)$ that constructs the best b -staircase from i returning PTR structure pointing to the middle of the staircase. Before running the main loop, the algorithm checks if $|E_1| > b$, to make sure it is allowed to execute ADVANCE method on p . We start with a b -staircase of size 0. Each iteration of the main loop starts with p of level r representing the right part of the b -staircase of size $r - 1$ from i . The invariant $|E_r| > b$ is preserved in the main loop. During each iteration, p is subject to change and the updated p may not represent a (proper) b -staircase, so at the beginning of the iteration, it is stored in g . Then, ADVANCE method is called $2b$ times on p and enumerates the elements from the set $S = \{\pi_r^k(e) : k \in \{1, \dots, 2b\}\}$. The pointer m_p is stored after the b -th ADVANCE so it points to $\pi_r^b(e)$, that is the middle of the almost staircase of size r . If $m_p.e$ is not the smallest in S , then the best b -staircase from i does not exist and we terminate in line 16. However, if any of $\pi_r^k(e)$ for $k \in \{1, \dots, b\}$ is equal to e , then $|S| \leq b$, so there is no proper almost staircase of size r from i (both left and right part would self-overlap) and we return g as the best staircase. The same happens for paths in case any ADVANCE call aborts. Only when $|E_r| > b$ and the new middle m_e is less than all b pairwise-distinct left and b pairwise-distinct right neighbours on E_r , the algorithm extends the b -staircase to size r and proceeds to the next iteration with p of level $r + 1$.

We are ready to provide an algorithm for the cycle leaders problem. We proceed as in Algorithm 1, but we alter the PROCESS function to work with the new definition of leader, see Algorithm 5. $\text{BEST}b\text{STAIRCASE}(i)$ returns PTR representing the right part of the best b -staircase from i . Its middle can be read from the field e of the returned PTR.

Theorem 3.9. *For every $\varepsilon > 0$, there exists an algorithm for reporting leaders of a permutation π on n elements in $\mathcal{O}_\varepsilon(n^{1+\varepsilon})$ time using $\mathcal{O}_\varepsilon(\log n)$ additional bits of space.*

Algorithm 4 Constructs the best b -staircase from i (if any).

```

1: function BESTbSTAIRCASE( $i$ )
2:    $p \leftarrow \text{PTR}(e \leftarrow i, r \leftarrow 1, x \leftarrow \text{NULL}, y \leftarrow \text{NULL}, z \leftarrow \text{NULL})$ 
3:    $x \leftarrow i$ 
4:   for  $j = 1..b$  do
5:      $x \leftarrow \pi(x)$ 
6:     if  $x \in \{\perp, i\}$  then return  $p$ 
7:   while TRUE do
8:      $g \leftarrow p$ 
9:      $m_e \leftarrow p.e$ 
10:    for  $j = 1..2b$  do
11:      try  $p.\text{ADVANCE}()$  catch /abort/ return  $g$ 
12:      if  $j \leq b$  and  $p.e = g.e$  then return  $g$ 
13:      if  $j = b$  then  $m_p \leftarrow p$ 
14:      if  $p.e < m_e$  then  $m_e \leftarrow p.e$ 
15:    if  $m_p.e = m_e$  then  $p \leftarrow \text{PTR}(e \leftarrow m_p.e, r \leftarrow p.r + 1, x \leftarrow m_p, y \leftarrow p, z \leftarrow p)$ 
16:    else return NULL

```

Algorithm 5 Modified function for checking if i is the leader of its cycle.

```

1: function PROCESS( $i$ )
2:    $p \leftarrow \text{BESTbSTAIRCASE}(i)$ 
3:   if  $p \neq \text{NULL}$  and  $\text{MINRANGE}(i, i) = p.e$  then Report that  $i$  is the leader

```

Proof. We analyse Algorithm 1 with implementation of PROCESS provided in Algorithm 5. Each PTR of level r has three PTRs on level $r - 1$, so there are $\sum_{k=0}^t 3^k = \mathcal{O}(3^t)$ pointers in total. As $t \leq \frac{1}{\epsilon}$, our algorithm uses $\mathcal{O}(3^{\frac{1}{\epsilon}} \cdot \log n) = \mathcal{O}_\epsilon(\log n)$ extra bits of space.

The total time for reporting leaders is dominated by the time spent in $\text{PTR} :: \text{ADVANCE}$. We sum up (for all created pointers) just the time inside ADVANCE call of each PTR without recursive calls. The time for recursive calls will be accounted to the descendant pointers. Inside ADVANCE, the time is dominated by MINRANGE executions. As each advanced position is covered by at most $2b + 1$ MINRANGES, if a pointer p proceeds k steps along π (starting with $p.x.e = s$ and ending with $p.z.e = \pi^k(s)$) during ADVANCE, the total time spent on executions of MINRANGE for the call is $\mathcal{O}(kb)$.

Now we count the total length of traversals for all created pointers. This, multiplied by $\mathcal{O}(b)$, is the final complexity of the algorithm. Recall that for every element, we check if it is possible to create the best b -staircase from it by constructing proper almost b -staircases and validating if these are b -staircases. Thus, if it is possible to construct a b -staircase of size r and not $r + 1$ from i , every pointer traverses (in the worst possible case) all elements of the almost b -staircase of size $r + 1$ from i . We charge the traversed range to the pair (r, m) , where $m \in E_{r+1} \setminus E_{r+2}$ is the middle of the b -staircase of size r from i . Observe that i is between $\pi_{r+1}^{-1}(m)$ and m and the execution of $\text{BESTbSTAIRCASE}(i)$ finishes before reaching $\pi_{r+1}^{2b+1}(m)$, see Figure 3. Thus, for each r , every element belongs to $\mathcal{O}(b)$ ranges charged to the elements from $E_{r+1} \setminus E_{r+2}$. The total length of all such ranges is therefore $\mathcal{O}(nb)$. Recall that there are $\mathcal{O}(3^r) = \mathcal{O}(3^t) = \mathcal{O}_\epsilon(1)$ pointers on each level r , so summing over all $r \leq t$ we obtain that the running time of Algorithm 5 is $\mathcal{O}(\frac{1}{\epsilon} \cdot 3^t \cdot nb^2) = \mathcal{O}_\epsilon(n^{1+2\epsilon})$. By adjusting ϵ , the running time becomes $\mathcal{O}_\epsilon(n^{1+\epsilon})$. \square

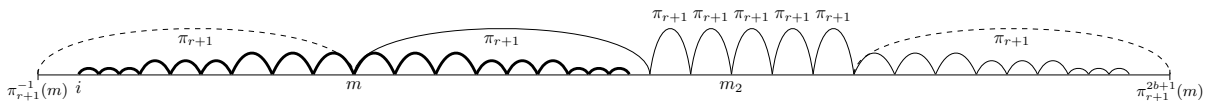


Figure 3: The maximum potential traversal range for a middle m of a b -staircase ($b = 3$) of size r . The b -staircase of size r with the middle element m is drawn with a bold line and the almost b -staircase of size $r + 1$ with new middle m_2 is drawn with a solid line.

4 Inverting permutation in smaller space

In this section, we extend the results of Section 3 to obtain an $\mathcal{O}(n^{1+\epsilon})$ -time algorithm for inverting permutations using $\mathcal{O}_\varepsilon(\log n)$ bits. As this builds on the algorithm given by El-Zein et al. [10], the reader unfamiliar with their work is encouraged to first read Appendix B where we describe its simpler version.

The natural idea is to invert each cycle upon reaching its leader. Unfortunately, after inverting a cycle for its leader i we might obtain a cycle with leader i' which might be greater than i and we do not want to invert this cycle again.

After inverting a cycle, the middle of the best b -staircase remains the same and the only best b -staircase on the inverted cycle is exactly the reverse of the previous best b -staircase. We can compute the end i' of the largest b -staircase constructed from i by implementing GETEND method of PTR returning the end of the staircase as follows: $p.\text{GETEND}() = p.z.\text{GETEND}()$ if $p.z \neq \text{NULL}$ and $p.\text{GETEND}() = p.e$ otherwise.

Definition 4.1. A cycle C of π is *hard* if for the best b -staircase $(i, i_2, i_3, \dots, i_r, m, j_r, \dots, j_3, j_2, i')$ we have $i' > i$. Otherwise, C is *easy*.

For x on a cycle and $y = \pi(x)$, by setting $\pi(x) \leftarrow \perp$ we obtain a path P with y as its first element and x as the last element. We call this operation *cutting before y*. For hard cycles, we are going to cut the inverted cycle before its new leader and store null at the end of the path. As in [10], we use multiple types of nulls that encode some additional information. They can be efficiently simulated in our model using the idea of El-Zein et al. [10]. For completeness, a proof can be also found in Appendix B.

Lemma 4.2 ([10]). *For any $k \in [n]$, it is possible to simulate an extension of the range of stored values of π from $[n]$ to $[n] \cup \{\perp_1, \dots, \perp_k\}$ with each value from $[n]$ occurring at most c times in π using $\mathcal{O}(ck \log n)$ bits with $\mathcal{O}(c)$ -time overhead.*

Definition 4.3. *Sigma* is a function $\pi : C \rightarrow C$, such that there is at least one element $y \in C$ with $\{\pi^k(y) : k \in \{0, 1, 2, \dots\}\} = C$. We call sigma *proper* if it is not a cycle.

Depending on the number of times k an element that looks like a possible leader was found for a cycle, we can be in one of the following states:

- not inverted cycle (for $k = 0$),
- inverted path (for $k = 1$ and only if the cycle was hard),
- inverted sigma (for easy cycles if $k = 1$ and for hard cycles if $k \geq 2$).

We use the name *component* for both paths and proper sigmas. In our algorithm, we always have π consisting only cycles and components. For a path we call the element without the predecessor the *start* of the path and the element pointing to null the *end* of the path. Similarly, in a proper sigma we call element y_1 without predecessor the *start* of the sigma and among the two elements x_1, x_2 such that $\pi(x_1) = \pi(x_2) = y_2$ satisfying $\ell(y_1, x_1) < \ell(y_1, x_2)$, x_2 is called the *end* and y_2 the *intersection* of the sigma. A part of sigma before the intersection (from y_1 to x_1) is called the *tail* and the rest (a cycle with y_2 and x_2) is the *loop* of sigma.

Notice that if we point the end of a component to its start, then it becomes a cycle. We call such operation *fixing* a component and the component is *fixed*.

As we observed earlier, b -staircases constructed on cycles may be self-overlapping, but staircases constructed on paths may not. For sigmas, the situation is not that simple:

- from the perspective of an element on the loop of a sigma, it is not easy to recognise if it belongs to a cycle or to the loop of a sigma, and so we allow self-overlapping staircases in this case (as in any cycle),
- from the perspective of an element on the tail of a sigma, it is possible to access the intersection of sigma (we show how later in this section), and we disallow traversing any element twice by pretending that the connection from the end to the intersection of the sigma points to a null, effectively being the end of a path.

Definition 4.4. The *leader* of a component is the element that would be the leader in its fixed component.

Definition 4.5. The *rank* of element i on a path or on a tail of a sigma in π is the size of the best b -staircase from i . If there is no best b -staircase from i then its rank is undefined.

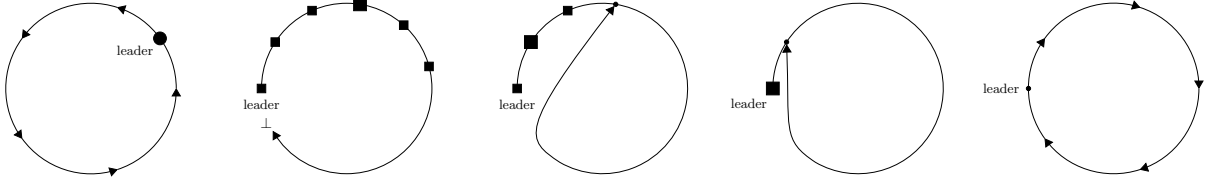


Figure 4: Lifecycle of a hard cycle during the execution of the algorithm (chronologically from left to right). Circles are the elements from which there is a best staircase, squares are outstanding elements of each component and large nodes are elements that triggered the component update.

Definition 4.6. An element i is *outstanding* if has the largest rank among the elements on its component.

Our algorithm follows the left-to-right framework of Algorithm 1. It maintains the following invariants:

1. the start of a component is its leader (and is outstanding),
2. the intersection of a sigma is the only element from which there is a best staircase on the loop of the sigma (and is already processed).

The implementation of the procedure inverting permutations is provided in Algorithm 6. Intuitively, the algorithm acts differently depending if the element i is on a cycle, a path or the tail of a sigma. It would be convenient to detect it at the beginning of processing the element i , but this would take too much time. However, all the cases start with computing $\text{BEST}b\text{STAIRCASE}(i)$ and terminate if the computation failed or aborted. As we can only find the best b -staircase after processing the whole cycle or component, we can augment this procedure to (if the best b -staircase from i exists) also return the element a which is either predecessor of i (for i on the cycle) or the end of the component (for i on a path or the tail of a proper sigma). This is not obvious only for proper sigmas and we use the following lemma:

Lemma 4.7. *Given an element i on a sigma, it is possible to find the intersection of the sigma or report that i is on the loop in $\mathcal{O}(\ell + p)$ time, where ℓ and p are lengths of loop and tail of the sigma, respectively.*

This was described by El-Zein et al. [10], and for completeness, we provide the proof and implementation of FINDINTERSECTION in Appendix C. We assume that FINDINTERSECTION can be also run on paths and might abort during the evaluation of π . In this case, it returns a for which $\pi(a) = \perp$. If we started from the tail of a sigma, we can find its the end by using Lemma 4.7 and traversing the loop once more to find the predecessor on the loop. Now we describe how the algorithm handles all the cases mentioned earlier.

When the leader i of a cycle is found for the first time, the algorithm finds the end i' of the corresponding b -staircase and inverts the cycle, so i' becomes the leader of the inverted cycle. If $i' > i$, then the cycle is hard, and we change it into a path by cutting before i' . The rank of i' on the path is stored in the type of the null.

The path remains in this state at least until we consider one of its outstanding elements. To check if i on the path is outstanding, we first check if it is possible to create the best b -staircase from i . When the best b -staircase is found on the path, we check if the rank of i matches the one saved in the null and if i is the leader on the loop of sigma created by pointing the end of the path to i . If this is the case, we preserve the change, otherwise undo.

If the construction of b -staircase starts from an element i on the loop of a proper sigma, there is no easy way to distinguish it from a cycle. Thus, it is not clear if we can use Algorithm 4 to verify if an element is outstanding. Fortunately, the rank of any outstanding element on the tail of sigma equals the rank of the leader of the proper sigma.

If the algorithm finds an outstanding element i , it creates a temporary, larger sigma, by pointing the end of the sigma to i , then checks if there is the best b -staircase from i on the loop of sigma. If so, the change is in effect or is reverted otherwise. Because of this check, we have no other elements than i with the best staircase on the loop of sigma. See Figure 4.

Let c be the intersection of the sigma. From the invariants of our algorithm we have that c was an outstanding element in the component before its last update and its rank t in the previous component was equal to the rank of the leader. We can compute t by running $\text{BEST}b\text{STAIRCASE}(c)$ and then we can treat the sigma as if it was a path by assuming that the end of the sigma points to \perp_t instead of c .

Algorithm 6 Final version of the function to process an element in order to invert a permutation.

```

1: function PROCESS( $i$ )
2:    $(p, a) \leftarrow \text{BEST}b\text{STAIRCASE}(i)$ 
3:   if  $p \neq \text{NULL}$  then
4:     if  $\pi(a) = i$  and  $\text{MINRANGE}(i, p.e, a) = p.e$  then  $\triangleright i$  is on a cycle.
5:        $i' \leftarrow p.\text{GETEND}()$ 
6:        $a' \leftarrow \pi(i')$   $\triangleright a'$  is the predecessor of the new leader in the inverted cycle.
7:        $\text{INVERTCYCLE}(i)$ 
8:       if  $i' > i$  then
9:          $\pi(a') \leftarrow \perp_?$ 
10:         $(p', -) \leftarrow \text{BEST}b\text{STAIRCASE}(i')$ 
11:         $r' \leftarrow p'.r$   $\triangleright r'$  is the rank of the new leader in the path.
12:         $\pi(a') \leftarrow \perp_{r'}$ 
13:      else
14:        if  $\pi(a) \in [n]$  then  $\triangleright i$  is on a tail of sigma.
15:           $(p', -) \leftarrow \text{BEST}b\text{STAIRCASE}(\pi(a))$ 
16:           $w \leftarrow \perp_{p'.r}$ 
17:        else  $\triangleright i$  is on a path.
18:           $w \leftarrow \pi(a)$ 
19:        if  $\perp_{p.r} = w$  then
20:           $s_a \leftarrow \pi(a)$ 
21:           $\pi(a) \leftarrow i$ 
22:           $(p'', -) \leftarrow \text{BEST}b\text{STAIRCASE}(i)$ 
23:          if  $p'' = \text{NULL}$  or  $\text{MINRANGE}(i, i) \neq p''.e$  then  $\pi(a) \leftarrow s_a$ 

```

Notice that if we were always trying to find the intersection of sigma, this could take much more time than the execution of $\text{BEST}b\text{STAIRCASE}(i)$, which often terminates early. We also need to ensure that successful call of $\text{BEST}b\text{STAIRCASE}(i)$ never reaches the intersection of the sigma from the end (it needs to be earlier updated to \perp_t). We execute procedures $\text{BEST}b\text{STAIRCASE}(i)$ and $\text{FINDINTERSECTION}(i)$ in parallel in such a way that for every step of the former procedure, we execute a constant number of steps of the latter. Additional time spent on finding intersections is bounded by a constant multiple of the time of $\text{BEST}b\text{STAIRCASE}(i)$ and can be omitted in the complexity analysis.

The correctness of the algorithm follows from the two invariants listed earlier. Each cycle is inverted exactly once when the leader of the cycle is found. If the cycle was easy, processing elements on the inverted cycle will not find any leaders. If the cycle was hard, it is replaced with a path starting at the leader of the inverted cycle (invariant 1 is satisfied). On a path, there might be several outstanding elements, any might potentially trigger the replacement of the path into a sigma. The proper sigma starts with the same element as the path from which it was constructed and after enlarging a proper sigma to another proper one, its start does not change, so invariant 1 holds. Because created intersections are always chosen to be outstanding elements on the tail of sigma and we later check if they allow creating the best staircase on the loop of the enlarged sigma, invariant 2 also holds. Sigma can be enlarged many times, but it becomes a cycle when its start is processed (this follows immediately from invariants 1 and 2). The resulting cycle is the same as it was just after inverting and before cutting it into the path, so there are no more leaders to be found. Note that elements can become outstanding only when a path is created and every element on the loop of sigma is not outstanding, so the number of outstanding elements always strictly decreases whenever a new sigma is constructed. To estimate the running time, we state the following property:

Lemma 4.8. *There are $\mathcal{O}(b)$ outstanding elements on every path.*

Proof. Assume there are (at least) $2b + 2$ outstanding elements, denoted $i_1, i_2, \dots, i_{2b+2}$ in this order on the path, each of rank t . Let m_k be the middle of b -staircase from i_k . m_k s are pairwise-distinct, and it can be verified that the elements appear in the following order on the path: $i_1, m_1, i_2, m_2, \dots, i_{2b+2}, m_{2b+2}$. Consequently, we can construct a proper almost b -staircase of size $t + 1$ from i_1 , with the middle m_{b+1} and ending before m_{2b+2} on the path. This contradicts the assumption that i_1 is of rank t , as either it is of rank at least $t + 1$ or there is no best b -staircase from i_1 . \square

Theorem 4.9. *For every $\varepsilon > 0$, there exists an algorithm for inverting a permutation π on n elements*

in $\mathcal{O}_\epsilon(n^{1+\epsilon})$ time using $\mathcal{O}_\epsilon(\log n)$ additional bits of space.

Proof. We estimate the running time of our algorithm. Any cycle is transformed $\mathcal{O}(b)$ times to intermediate components until it becomes a cycle with its leader already considered by earlier PROCESS call (from Lemma 4.8).

We bound the running time in each cycle and intermediate component separately: the total time spent on checking for all elements of the structure if there is a best b -staircase from each of these elements (line 2 of Algorithm 6) is always no larger than the time it would take in the fixed component. MINRANGE and INVERTCYCLE are executed only for elements for which a cycle was already traversed, so they do not influence the time complexity. An additional run of BESTbSTAIRCASE (line 10) is executed only once for a cycle, but for a start of best b -staircase on a tail of sigma (lines 15 and 22) may happen many times. These additional checks are only recomputing the work already done for the previous component, as the only elements reached are on the loop of the sigma. Overall, the time complexity is $\mathcal{O}_\epsilon(n^{1+\epsilon})$ for appropriate ϵ . The amount of additional space follows from the proof of Theorem 3.9. \square

References

- [1] Adnan Aziz, Tsung-Hsien Lee, and Amit Prakash. *Elements of Programming Interviews in Java: The Insiders' Guide*. CreateSpace Independent Publishing Platform, USA, 2015.
- [2] Paul Beame. A general sequential time-space tradeoff for finding unique elements. *SIAM J. Comput.*, 20(2):270–277, 1991.
- [3] Or Birenzweige, Shay Golan, and Ely Porat. Locally consistent parsing for text indexing in small space. In *31st SODA*, pages 607–626. SIAM, 2020.
- [4] Allan Borodin and Stephen A. Cook. A time-space tradeoff for sorting on a general sequential model of computation. *SIAM J. Comput.*, 11(2):287–297, 1982.
- [5] Allan Borodin, Michael J. Fischer, David G. Kirkpatrick, Nancy A. Lynch, and Martin Tompa. A time-space tradeoff for sorting on non-oblivious machines. *J. Comput. Syst. Sci.*, 22(3):351–364, 1981.
- [6] Timothy M. Chan. Comparison-based time-space lower bounds for selection. *ACM Trans. Algorithms*, 6(2):26:1–26:16, 2010.
- [7] Timothy M. Chan, J. Ian Munro, and Venkatesh Raman. Finding median in read-only memory on integer input. *Theor. Comput. Sci.*, 583:51–56, 2015.
- [8] Omar Darwish and Amr Elmasry. Optimal time-space tradeoff for the 2D convex-hull problem. In *22nd ESA*, volume 8737 of *Lecture Notes in Computer Science*, pages 284–295. Springer, 2014.
- [9] Danny Dolev, Maria M. Klawe, and Michael Rodeh. An $O(n \log n)$ unidirectional distributed algorithm for extrema finding in a circle. *J. Algorithms*, 3(3):245–260, 1982.
- [10] Hicham El-Zein, J. Ian Munro, and Matthew Robertson. Raising permutations to powers in place. In *27th ISAAC*, volume 64 of *LIPICs*, pages 29:1–29:12. Schloss Dagstuhl - Leibniz-Zentrum fuer Informatik, 2016.
- [11] John A. Ellis, Tobias Krahm, and Hongbing Fan. Computing the cycles in the perfect shuffle permutation. *Inf. Process. Lett.*, 75(5):217–224, 2000.
- [12] Faith E. Fich, J. Ian Munro, and Patricio V. Poblete. Permuting in place. *SIAM J. Comput.*, 24(2):266–278, 1995.
- [13] Johannes Fischer, Travis Gagie, Paweł Gawrychowski, and Tomasz Kociumaka. Approximating LZ77 via small-space multiple-pattern matching. In *12th ESA*, volume 9294 of *Lecture Notes in Computer Science*, pages 533–544. Springer, 2015.
- [14] Johannes Fischer, Tomohiro I, Dominik Köppl, and Kunihiko Sadakane. Lempel-ziv factorization powered by space efficient suffix trees. *Algorithmica*, 80(7):2048–2081, 2018.

- [15] Wm. Randolph Franklin. On an improved algorithm for decentralized extrema finding in circular configurations of processors. *Commun. ACM*, 25(5):336–337, 1982.
- [16] Greg N. Frederickson. Upper bounds for time-space trade-offs in sorting and selection. *J. Comput. Syst. Sci.*, 34(1):19–26, 1987.
- [17] Paweł Gawrychowski and Tomasz Kociumaka. Sparse suffix tree construction in optimal time and space. In *28th SODA*, pages 425–439. SIAM, 2017.
- [18] Alexander Golynski. Cell probe lower bounds for succinct data structures. In *20th SODA*, pages 625–634. SIAM, 2009.
- [19] Grzegorz Guśpiel. An in-place, subquadratic algorithm for permutation inversion. *CoRR*, abs/1901.01926, 2019.
- [20] Daniel S. Hirschberg and James B. Sinclair. Decentralized extrema-finding in circular configurations of processors. *Commun. ACM*, 23(11):627–628, 1980.
- [21] Alon Itai and Michael Rodeh. Symmetry breaking in distributed networks. *Inf. Comput.*, 88(1):60–87, 1990.
- [22] Donald E. Knuth. Mathematical analysis of algorithms. In *IFIP Congress (1)*, pages 19–27, 1971.
- [23] Donald E. Knuth. *The art of computer programming, Volume I: Fundamental Algorithms, 3rd Edition*. Addison-Wesley, 1997.
- [24] J. Ian Munro and Mike Paterson. Selection and sorting with limited storage. *Theor. Comput. Sci.*, 12:315–323, 1980.
- [25] J. Ian Munro and Venkatesh Raman. Selection from read-only memory and sorting with minimum data movement. *Theor. Comput. Sci.*, 165(2):311–323, 1996.
- [26] Jakob Pagter and Theis Rauhe. Optimal time-space trade-offs for sorting. In *39th FOCS*, pages 264–268. IEEE Computer Society, 1998.
- [27] Gary L. Peterson. An $O(n \log n)$ unidirectional algorithm for the circular extrema problem. *ACM Trans. Program. Lang. Syst.*, 4(4):758–762, 1982.
- [28] Venkatesh Raman and Sarnath Ramnath. Improved upper bounds for time-space trade-offs for selection. *Nord. J. Comput.*, 6(2):162–180, 1999.

A Leader election by Fich et al.

In this section, we describe an algorithm of cycle leader problem by Fich et al. [12]. Compared to the original description, we introduce new notation and change some details to make further algorithms easier to describe. We stress that this should not be considered as new material and is provided only for convenience.

Fich et al. [12] consider sets of local minima on the cycles of π . Let $E_1 = [n]$ and $\pi_1 = \pi$. For $r > 1$, $E_r \subset E_{r-1}$ is defined inductively as the set of local minima in E_{r-1} following the order of permutation π_{r-1} , that is $E_r = \{i \in E_{r-1} : \pi_{r-1}^{-1}(i) > i < \pi_{r-1}(i)\}$. Similarly, $\pi_r : E_r \rightarrow E_r$ is the permutation that maps each element of E_r to the next element of E_r that is encountered when following the permutation π_{r-1} . Note that at most every second element of E_{r-1} can belong to E_r and hence $|E_r| \leq |E_{r-1}|/2$. For a cycle C of π , there exists $t \leq \lceil \log n \rceil$, such that $E_{t+1} \cap C = \{x\}$, where x is the minimum element on C . Of course, $E_{t+2} \cap C = \emptyset$.

To simplify the presentation, we always restrict our analysis to a single cycle. It generalizes easily to the original problem, as all presented algorithms in this paper follow the pattern of Algorithm 1 and during execution of $\text{PROCESS}(i)$, we consider only the elements on the cycle containing i . Let us proceed even further and also assume that we are dealing with paths. This will be needed in sections about inverting permutations.

Definition A.1. A *path* of π is a partial function that can be obtained from a cycle C of π by replacing exactly one value of $\pi(x)$ to \perp (for $x \in C$).

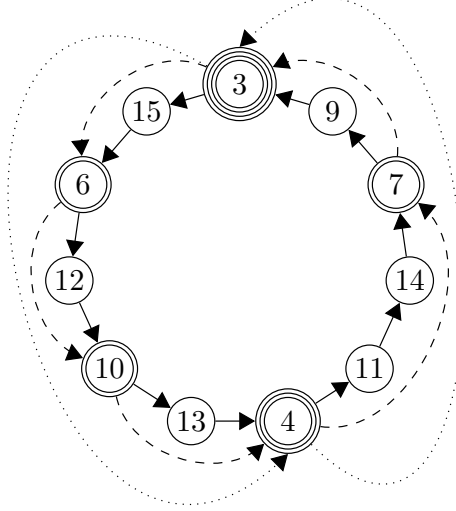


Figure 5: Example of a single cycle of π . The number of circles around each vertex indicates the set E_1 , E_2 , E_3 or E_4 the vertex belongs to. Dashed edges denote π_2 and dotted edges denote π_3 .

On a path, π_r is undefined for the last element $\ell_r \in E_r$. When deciding if an element is a local minimum on a path, we disregard comparisons with undefined elements and we assume that $\pi_r(\perp) = \perp$ for every r .

Because it is easy to compute $\pi_r(i)$ but difficult to compute $\pi_r^{-1}(i)$, we define the leader of a cycle to be the element i such that $m = \pi_t(\pi_{t-1}(\dots(\pi_2(\pi_1(i)))) \dots) \in E_{t+1}$ for t such that $|E_{t+1}| = 1$ and where m is the minimum on the cycle.

In other words, to check if i is the leader, we need to inspect elements $i, \pi_1(i), \pi_2(\pi_1(i)), \dots, m = \pi_t(\pi_{t-1}(\dots(\pi_2(\pi_1(i)))) \dots)$ and check if they belong to $E_1, E_2, E_3, \dots, E_{t+1}$ respectively. Intuitively, the leader i is the witness that m is the minimum of its cycle.

We illustrate the definition on the example cycle in Figure 5 with $t = 3$. We can quickly find that 13 is not the leader, because $\pi_2(\pi_1(13)) = 7 \notin E_3$. The leader of the cycle is 12 as $\pi_1(12) = 10 \in E_2$, $\pi_2(10) = 4 \in E_3$ and $\pi_3(4) = 3 \in E_4$.

Definition A.2. A *staircase* of size r from i is a sequence of elements ($i = i_1, i_2, \dots, i_{r+1} = m = j_{r+1}, j_r, j_{r-1}, \dots, j_1 = i'$) such that $i_k, j_k \in E_k$, for $k \in [r+1]$ and $i_{k+1} = \pi_k(i_k)$ and $j_k = \pi_k(j_{k+1})$ for $k \in [r]$. Elements i, m and i' are called *the start*, *the middle* and *the end* of the staircase, respectively. Part of the staircase from the start to the middle is called *left part* of the staircase. Similarly, *right part* of the staircase is the part from the middle to the end of the staircase.

In the example from Figure 5, the staircase of size 3 from 12 is the sequence ($i = 12, 10, 4, m = 3, 4, 7, i' = 9$). See Figure 6 for a larger example.

The algorithm constructs staircases of the largest possible size from each element. It might happen that the constructed staircase is longer than a full cycle, because it visits some elements twice (once before and once after reaching the middle of the staircase). However, we notice that all elements occur at most once in each part (left or right) of the staircase. This is the case for the staircase of size 3 from 12 in Figure 5, where the part of cycle between 12 and 9 was visited twice. As we may have to work on a path, we avoid constructing staircases with undefined elements. Of course, for paths, it is not possible to traverse any of its elements more than once.

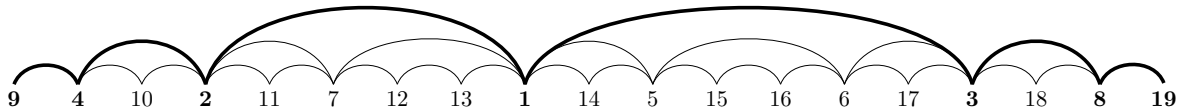


Figure 6: A staircase of size 3 from 9 to 19 with the middle element 1 is marked bold. Curves of increasing heights represent π_1 , π_2 and π_3 respectively.

As staircases are crucial objects that we use in all the presented algorithms, we summarize their

Algorithm 7 A recursive procedure that rearranges the *elbow* array and computes $\pi_r(\text{elbow}[r])$.

```

1: function NEXT( $r$ )
2:   if  $r = 1$  then
3:     if  $\pi(\text{elbow}[1]) = \perp$  then abort
4:      $\text{elbow}[0] \leftarrow \pi(\text{elbow}[1])$ 
5:     return
6:   while  $\text{elbow}[r-1] < \text{elbow}[r-2]$  do
7:      $\text{elbow}[r-1] \leftarrow \text{elbow}[r-2]$ 
8:     NEXT( $r-1$ )
9:   while  $\text{elbow}[r-1] > \text{elbow}[r-2]$  do
10:     $\text{elbow}[r-1] \leftarrow \text{elbow}[r-2]$ 
11:    NEXT( $r-1$ )

```

definition and naming in the more concise form:

$$\begin{array}{cccccccccccccccc}
& \in E_1 & & \in E_2 & & & & \in E_{r+1} & & \in E_r & & \in E_{r-1} & & & & \in E_2 & & \in E_1 \\
i = i_1 & \xrightarrow{\pi_1} & i_2 & \xrightarrow{\pi_2} & \dots & \xrightarrow{\pi_r} & i_{r+1} = m = j_{r+1} & \xrightarrow{\pi_r} & j_r & \xrightarrow{\pi_{r-1}} & j_{r-1} & \xrightarrow{\pi_{r-2}} & \dots & \xrightarrow{\pi_2} & j_2 & \xrightarrow{\pi_1} & j_1 = i' \\
\text{start} & & & & & & \text{middle} & & & & & & & & & & \text{end}
\end{array}$$

The heart of the algorithm of Fich et al. is the procedure NEXT(r), which computes the successive elements of π_r recursively, using the successive elements of π_{r-1} . It operates on table *elbow* consisting of elements from the cycle and changes it during the execution. The algorithm is presented in Algorithm 7, with the only our modification in Line 3, which aborts when attempting to pass the end of the path. Before we describe the procedure in detail, we start with presenting the properties of the table *elbow* that are satisfied before and after execution of NEXT(r).

The procedure operates on table *elbow* which prior to calling NEXT(r) satisfies:

$$E_r \ni \text{elbow}[r] = \text{elbow}[r-1] \xrightarrow{\pi_{r-1}} \text{elbow}[r-2] \xrightarrow{\pi_{r-2}} \dots \xrightarrow{\pi_2} \text{elbow}[1] \xrightarrow{\pi_1} \text{elbow}[0] \quad (1)$$

which is a shorthand for $\text{elbow}[r-1] = \text{elbow}[r] \in E_r$ and $\text{elbow}[k-1] = \pi_k(\text{elbow}[k])$ for $1 \leq k \leq r-1$. Immediately after termination of NEXT(r) the table *elbow* satisfies:

$$E_r \ni \text{elbow}[r] \xrightarrow{\pi_r} \text{elbow}[r-1] \xrightarrow{\pi_{r-1}} \text{elbow}[r-2] \xrightarrow{\pi_{r-2}} \dots \xrightarrow{\pi_2} \text{elbow}[1] \xrightarrow{\pi_1} \text{elbow}[0] \quad (2)$$

Notice that only the element $\text{elbow}[r]$ remains unchanged during the execution of NEXT(r). The main output of the function, $\pi_r(\text{elbow}[r])$, is stored in $\text{elbow}[r-1]$. Observe that the *elbow* array contains exactly the right part of the staircase of size r with the middle element $\text{elbow}[r]$: $\text{elbow}[k] = j_{k+1}$ for $k \in [r]$. We use 0-based indexing for the *elbow* array to be consistent with the algorithm of Fich et al.

Due to the condition (1), $\text{elbow}[r] \in E_r$ and hence all the subsequent elements of *elbow* satisfying the condition (2) are well-defined, as $\text{elbow}[k] \in E_{k+1} \subset E_k$ for $k \in [r-1]$. Furthermore, it is not possible to calculate the values in the left part of the staircase based only on the *elbow* array, so we need to ensure that upon calling NEXT(r), condition (1) is satisfied.

In the first while loop in Algorithm 7, the procedure iterates over π_{r-1} as long as the corresponding values on the cycle are increasing. As the cycle is nontrivial, the loop terminates when $\text{elbow}[r-1] > \text{elbow}[r-2]$. Similarly, the second while loop iterates over decreasing values on E_{r-1} and terminates when $\text{elbow}[r-1] < \text{elbow}[r-2]$. Then $\text{elbow}[r-1]$ is the next local minimum on π_{r-1} after $\text{elbow}[r]$, and hence $\text{elbow}[r-1] = \pi_r(\text{elbow}[r])$.

Observe that elbows create a nested structure, that is for each m and r such that $m \in E_{r+1}$, the element $\pi_1(\pi_2(\dots(\pi_r(m))\dots))$ appears before $\pi_{r+1}(m)$ on the cycle. This follows by induction. Similarly, we can say that $\pi_r(\pi_{r-1}(\dots(\pi_1(i))\dots))$ appears earlier than $\pi_{r+1}(i)$ on the cycle. See Figure 7 for an example.

Now we introduce more definitions and properties of the staircases.

Definition A.3. An *almost staircase* of size r from i is a sequence of elements $(i = i_1, i_2, \dots, i_{r+1} = m = j_{r+1}, j_r, j_{r-1}, \dots, j_1 = i')$, such that $i_k, j_k \in E_k$, for $k \in [r]$ and $i_{k+1} = \pi_k(i_k)$ and $j_k = \pi_k(j_{k+1})$ for $k \in [r]$.

Algorithm 9 Checks if i is the leader of its cycle.

```

1: function PROCESS( $i$ )
2:    $m \leftarrow \text{BESTSTAIRCASE}(i)$ 
3:   if  $m \neq \text{NULL}$  then
4:     Report that  $i$  is the leader

```

Lemma A.6. For every cycle C of permutation π there is exactly one element $x \in C$, from which there is a best staircase.

Proof. On cycles there is no \perp , so NEXT will never abort. This means that the only way for Algorithm 8 to return the best staircase is in line 12, when the constructed almost staircase from i is not proper, so m is the only element on E_{t+1} , thus the minimum on the cycle. Indeed, there is the best staircase from $i = \pi_1^{-1}(\pi_2^{-1}(\dots(\pi_t^{-1}(m))\dots))$.

Notice that on a cycle, every best staircase has middle in m . There cannot be two best staircases with the same middle m and different sizes, as the smaller could have been extended to a proper almost staircase and thus is not best. This concludes the proof of the lemma. \square

Definition A.7. An element i is the leader of its cycle if there exists the best staircase from i .

There can be more than one element on a path from which there is a best staircase. We will define leaders for paths in Appendix B.

Intuitively, our notion of a leader allows us to elect it efficiently because we can terminate BESTSTAIRCASE(i) as soon as we encounter the first r such that $\pi_r(\pi_{r-1}(\dots(\pi_1(i))\dots)) \notin E_r$. Using this definition, we can simply check if there is the best staircase from i and if so, return i as the leader of the cycle, see Algorithm 9.

Theorem A.8. There exists an algorithm for reporting leaders of a permutation π on n elements in $\mathcal{O}(n \log n)$ time using $\mathcal{O}(\log^2 n)$ additional bits of space.

Proof. The correctness of the algorithm follows immediately from Lemma A.6. The cost of BESTSTAIRCASE is proportional to the total number of calls to the NEXT function, which is asymptotically the number of accesses to the input permutation π . Observe that during the execution of BESTSTAIRCASE(i) for a particular i , every call to NEXT(1) that accesses the permutation π , proceeds along the cycle, so the execution of PROCESS(i) and testing if i is the leader involves k steps along the cycle, from i to $\pi^k(i)$ for some k . Now we need to bound the total number of steps performed for all starting elements i .

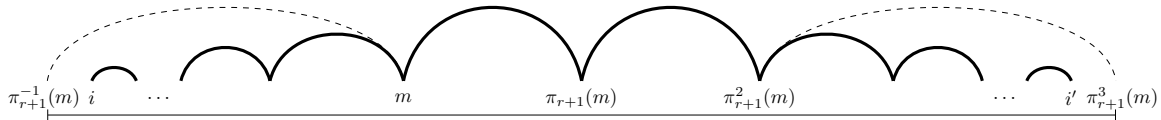


Figure 8: An almost staircase of size $r + 1$ from i . m is the middle element of a staircase of size r from i .

Consider an element i . Suppose the largest staircase created during execution of BESTSTAIRCASE(i) have size r and middle m . We do not distinguish the reason why there is no staircase of larger size. From the nested structure of elbows, i is between $\pi_{r+1}^{-1}(m)$ and m on the cycle and construction of a larger almost staircase terminated between m and $\pi_{r+1}^3(m)$. See Figure 8. Hence the traversed part of the cycle while running PROCESS(i) is bounded by the part of the cycle between $\pi_{r+1}^{-1}(m)$ and $\pi_{r+1}^3(m)$ and we say that i charges the time of BESTSTAIRCASE(i) to m at level r . As for a fixed element m and level r there is at most one i charging to m at level r , the total time for processing all elements is bounded by:

$$\sum_{r=1}^{\lceil \log n \rceil} \sum_{m \in E_r} (\ell(\pi_{r+1}^{-1}(m), m) + \ell(m, \pi_{r+1}(m)) + \ell(\pi_{r+1}(m), \pi_{r+1}^2(m)) + \ell(\pi_{r+1}^2(m), \pi_{r+1}^3(m))).$$

where we split interval $\pi_{r+1}^{-1}(m) \dots \pi_{r+1}^3(m)$ into four terms in order to cover also the case when $|E_{r+1}| < 4$. As the inner sum is bounded by $4n$, the overall running time is $\mathcal{O}(n \log n)$.

The list of elbows consists of $\mathcal{O}(\log n)$ words of $\mathcal{O}(\log n)$ bits and the depth of the recursion is $\mathcal{O}(\log n)$, so the space complexity is $\mathcal{O}(\log^2 n)$ bits. \square

Algorithm 10 Invert the cycle with element i .

```

1: function INVERTCYCLE( $i$ )
2:    $p \leftarrow i$ 
3:    $x \leftarrow \pi(i)$ 
4:   while  $x \neq i$  do
5:      $n \leftarrow \pi(x)$ 
6:      $\pi(x) \leftarrow p$ 
7:      $p \leftarrow x$ 
8:      $x \leftarrow n$ 
9:    $\pi(x) \leftarrow p$ 

```

B Inverting permutation

To invert a cycle of a permutation, we use the following procedure of El-Zein et al. [10]:

In each iteration of the while loop in Algorithm 10, x is the position to update and before executing line 6 of the algorithm we have $p = \pi^{-1}(x)$ and $n = \pi(x)$. We obtain $\mathcal{O}(1)$ -space, $\mathcal{O}(n^2)$ -time algorithm which computes π^{-1} from π by combining Algorithms 2 and 10: instead of reporting leaders, one should just invert the cycle.

The natural idea is to invert each cycle upon reaching its leader. This works for the algorithm electing as leader the minimum of the cycle, as the leader does not change after inverting the cycle. Unfortunately, the definition of leader given in previous section is sensitive to cycle inversion. This is exactly why simply executing Algorithm 9 instead of Algorithm 2 is not a solution, because we need to ensure that we do not invert a cycle twice, but we cannot mark that a cycle is already inverted.

More precisely, consider a cycle C with the leader i and the minimum element m . When Algorithm 9 inverts C , it might happen that the leader j of the inverted cycle is greater than i and in this case, the already inverted cycle C gets inverted again while considering j . This explains why our algorithm (and the algorithm of Fich et al.) cannot be applied directly for inverting permutations.

To overcome this difficulty, our algorithm (similar to [10]) will mark such difficult cycles by converting them to paths. Later, before terminating the whole algorithm, each path has to be repaired to a cycle. At a high level, this is a simplification of [10], because instead of having four different scans running simultaneously, we have only one, corresponding to \mathcal{F} there. Moreover, in our algorithm, because we store extended ranks, each hard cycle is fixed only once, exactly when needed. This makes both the algorithm and analysis simpler.

Observe that using the approach from the previous section, we can compute j as the end of the largest staircase constructed from i which we can read from $\text{elbow}[0]$. Indeed, after inverting a cycle, the middle of the best staircase remains the same, so the best staircase of the inverted cycle is $(i', j_2, j_3, \dots, j_r, m, i_r, \dots, i_3, i_2, i)$, exactly the reverse of the previous best staircase.

Definition B.1. A cycle C of π is *hard* if its best staircase $(i, i_2, i_3, \dots, i_r, m, j_r, \dots, j_3, j_2, i')$ satisfies $i' > i$. Otherwise, C is *easy*.

At a high level, to compute π^{-1} we invert cycles when processing their leaders. If the cycle is hard we need to avoid inverting it again while processing the leader of the inverted cycle. For this purpose we replace one value of π on the cycle with \perp and the cycle becomes a path. The path will be transformed to the cycle again while processing the leader of the inverted cycle. Then the cycle will be never modified again.

On a path, while processing an element i , we are unable to visit its preceding elements and so we cannot check if an element is minimum on the path as in Algorithm 9. In order to be able to recognise this situation, we store some additional information in each \perp .

Recall that in our model, we can only replace $\pi(i)$ with some value from $[n]$. El-Zein et al. [10] introduce an approach which, using some additional space, allows to virtually extend the set of possible values stored in π , so that we can design algorithms in which $\pi(i) \in [n] \cup \{\perp_1, \perp_2, \dots, \perp_k\}$. \perp_i is the i -th *null* character and it is possible to retrieve the value of i from \perp_i . In our application, each value from $[n]$ appears at most c times in π , but for any i there can be many elements j such that $\pi(j) = \perp_i$.

Lemma B.2 ([10]). *For any $k \in [n]$, it is possible to simulate an extension of the range of stored values of π from $[n]$ to $[n] \cup \{\perp_1, \dots, \perp_k\}$ with each value from $[n]$ occurring at most c times in π using $\mathcal{O}(ck \log n)$ bits with $\mathcal{O}(c)$ -time overhead.*

Algorithm 11 Modified function that constructs the best staircase from i (if any).

```

1: function BESTSTAIRCASE( $i$ )
2:    $elbow[0] \leftarrow elbow[1] \leftarrow i$ 
3:   for  $r = 1..$  do
4:      $pi' \leftarrow elbow[0]$ 
5:      $m \leftarrow elbow[r]$ 
6:     if NEXT( $r$ ) aborted then
7:       return ( $m, pi', r - 1, \text{FALSE}$ )
8:      $m' \leftarrow elbow[r] \leftarrow elbow[r - 1]$ 
9:     if NEXT( $r$ ) aborted then
10:      return ( $m, pi', r - 1, \text{TRUE}$ )
11:     $m'' \leftarrow elbow[r - 1]$ 
12:    if  $m = m'$  then
13:      return ( $m, pi', r - 1, \text{TRUE}$ )
14:    if  $m' < m$  and  $m' < m''$  then
15:       $elbow[r + 1] \leftarrow elbow[r]$ 
16:    else
17:      return NULL

```

Proof. We store π as an array A with values from $[n]$ of size n and an array B of k lists, each of length at most c . The k -th list $B[k]$ stores all values i such that $\pi(i) = x$. We update the value of π in the following way:

- for the update $\pi(i) \leftarrow x \in [n]$, we set $A[i] \leftarrow x$ and if $x \leq k$ insert i into the list $B[x]$,
- for the update $\pi(i) \leftarrow \perp_x$, we set $A[i] \leftarrow x$.

If before the update held $\pi(i) = x \in [k]$, we first remove i from $B[x]$. To retrieve the value of $\pi(i)$, we return $A[i]$ if it is larger than k . Otherwise, $A[i] = x \leq k$ and $\pi(i)$ is either x or \perp_x . To distinguish between these cases, we check the list $B[x]$ and return x if $i \in B[x]$ or \perp_x otherwise. \square

When the exact value stored in \perp is not relevant, we will use the symbol \perp denoting \perp_k for any k .

Definition B.3. A *half staircase* of size r from i is a sequence of elements ($i = i_1, i_2, \dots, i_{r+1} = m = j_r, j_{r-1}, j_{r-2}, \dots, j_1 = i'$) such that $i_k, j_\ell \in E_k$, for $k \in [r]$, $\ell \in [r - 1]$ and $i_{k+1} = \pi_k(i_k)$ for $k \in [r]$ and $j_\ell = \pi_\ell(j_{\ell+1})$ for $\ell \in [r - 1]$.

Intuitively, a half staircase of size $r + 1$ is the intermediate state between the staircase of size r and an almost staircase of size $r + 1$. See Figure 9 for reference.

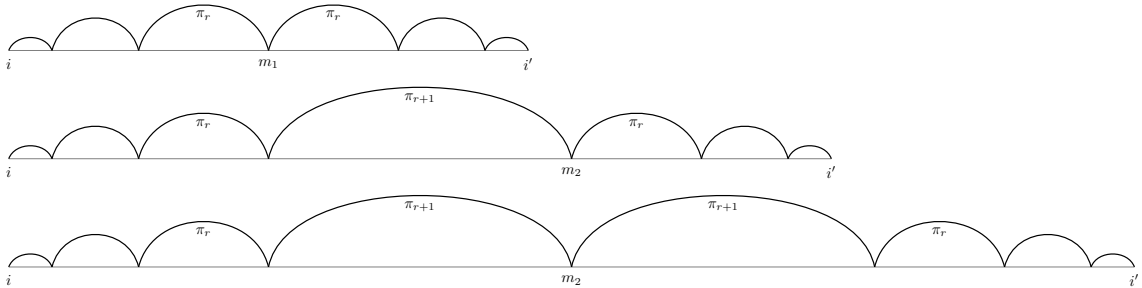


Figure 9: A staircase of size r , a half staircase of size $r + 1$ and an almost staircase of size $r + 1$.

Now we modify procedure BESTSTAIRCASE(i) to return a tuple (m, i', t, h) where m is the middle of the constructed best staircase from i , i' is its end, t is its size and h is a Boolean value denoting if an abort occurred after constructing a half staircase of size $t + 1$ from i .

Algorithm 11 implements the lifecycle of staircase extension. We try to extend the staircase by constructing a half staircase of bigger size, then almost staircase and then checking if the almost staircase is a staircase. See Figure 9. More precisely, the r -th iteration of the main loop starts with the already

constructed staircase of size $r - 1$. In line 8, a half staircase of size r is constructed and then, in line 11 the algorithm extends it to an almost staircase of size r . If an abort occurred while constructing an almost staircase of size r (in line 6 or 9) or if the constructed almost staircase is not proper (line 12), then the staircase of size $r - 1$ from the beginning of iteration is the best staircase from i . If a proper almost staircase of size r is successfully created, the algorithm checks if it is a staircase of size r and either proceeds to next iteration or returns NULL.

Definition B.4. The *rank* of element i on a path of π is the size of the best staircase from i . If there is no best staircase from i then the rank of i is undefined.

Definition B.5. The *extended rank* of element i on a path of π is pair (t, h) , where t is the rank of i and h denotes if it is possible to construct the half staircase of size $t + 1$ from i . If t is undefined then the extended rank of i is also undefined.

Extended ranks are compared lexicographically. The concept of rank is similar to *limited depth* in [10]. Our contribution is the idea of half staircases and extended ranks. To see why it makes further considerations easier, we show the following fact:

Lemma B.6. For any path P of π there is a unique element of P with the maximum extended rank.

Proof. First, observe that the extended rank (t, h) and the middle $m \in E_{t+1}$ uniquely determines the start of the (half) staircase, which is $\pi_1^{-1}(\pi_2^{-1}(\dots(\pi_t^{-1}(m))\dots))$ if $h = \text{false}$ and $\pi_1^{-1}(\pi_2^{-1}(\dots(\pi_{t+1}^{-1}(m))\dots))$ if $h = \text{true}$. See Figure 9.

Suppose that there are two distinct elements i and j with the same maximum extended rank (t, h) and let x be an element of π such that $\pi(x) = \perp$. Without loss of generality, assume that $\ell(i, x) > \ell(j, x)$, that is i is before j on the path. Let m_i and m_j be the middle of the best staircase of size t starting from i and j , respectively. By definition, both m_i and m_j belong to E_{t+1} . From the nested structure of staircases, $\pi_{t+1}(m_i)$ is not later than m_j on the path. Consider first the case when $h = \text{false}$. Then it is possible to construct a half staircase of size $t + 1$ from i , because $\pi_1(\pi_2(\dots(\pi_{t+1}(m_i))\dots))$ is not later than $\pi_1(\pi_2(\dots(\pi_t(m_j))\dots))$ on the path and thus we can increase the extended rank of i . For $h = \text{true}$, in a similar way we can construct an almost staircase of size $t + 1$ from i which contradicts that there is a best staircase of size t from i . See Figure 10. \square

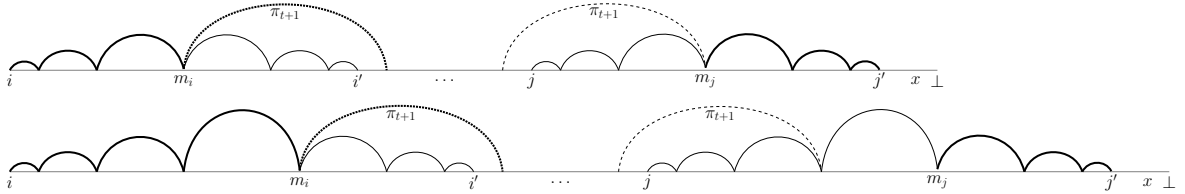


Figure 10: Two cases from the proof: on the top of the picture i and j have the extended rank $(t, 0)$ and on the bottom they have extended rank $(t, 1)$. For the first case, we show that i has the extended rank $(t, 1)$, because the half staircase of size $t + 1$ from i has its end not later than j' . Similarly, for the second case, we show that i has extended rank $(t + 1, 0)$. In the figure, it is assumed that j is later on the path than m_i (which actually is always true), but the proof does not use this assumption.

In fact, by a simple induction and applying the same reasoning as in the proof of Lemma B.6 in every inductive step, we can prove even stronger property:

Observation B.7. Let (e_1, e_2, \dots, e_k) be all the elements on a path P of π with defined extended rank, listed in the natural order. The sequence of their corresponding extended ranks is strictly decreasing.

We note that from Lemma B.6 it follows that on every path there are at most two elements of the maximum rank and this fact was also used in [10].

Definition B.8. The *leader* of path P of π is the element of P with the largest extended rank.

Clearly, by Lemma B.6, there is a unique leader on every path. For a cycle C and any $x \in C$ and $y = \pi(x)$, by setting $\pi(x) \leftarrow \perp$ we obtain a path P with y as its first element and x as the last element. We call this operation *cutting before y*.

Algorithm 12 New version of the function to process an element in order to invert a permutation.

```

1: function PROCESS( $i$ )
2:    $(m, i', r, h) \leftarrow \text{BESTSTAIRCASE}(i)$ 
3:   if  $m \neq \text{NULL}$  then
4:      $a \leftarrow \text{PATHEND}(i)$ 
5:     if  $a = \text{NULL}$  and  $\text{MINRANGE}(i, i) = m$  then
6:        $b \leftarrow \pi(i')$ 
7:        $\text{INVERTCYCLE}(i)$ 
8:       if  $i' > i$  then
9:          $\pi(b) \leftarrow \perp?$  ▷ The value in the null is yet to be determined.
10:         $(-, -, r', h') \leftarrow \text{BESTSTAIRCASE}(i')$ 
11:         $\pi(b) \leftarrow \perp_{2r'+h'}$  ▷ Actual extended rank on the path is computed.
12:      if  $a \in [n]$  and  $\pi(a) = \perp_{2r+h}$  then
13:         $\pi(a) \leftarrow i$ 

```

Proposition B.9. *If a cycle C of π with best staircase from i is cut before i , then the best staircase from i in P exists.*

Proof. Let S_1 be the sequence of staircases created during construction of the best staircase from i in C and let S_2 be the sequence of staircases created during construction of the best staircase from i in P . S_2 is a prefix of S_1 , so the construction of best staircase from i in P never fails due to the fact that proper almost staircase is not a staircase, but only because of an abort during the construction of almost staircase of larger size. \square

Notice that if a cycle with leader i is cut before i then, by Proposition B.9, the rank of i is still defined, although it can be less than the size of the best staircase from i before cutting the cycle. From Observation B.7 we obtain:

Corollary B.10. *For a cycle C and the best staircase from i ending in i' , after inverting the cycle and cutting it before i' , we obtain a path P starting with i' being its leader.*

We now describe the new procedure PROCESS for inverting permutations. During the execution of the algorithm, each cycle of the permutation can be in one of three following states:

- the leader of the cycle has not been processed yet,
- the leader of the cycle has been processed, the cycle is inverted, but the leader of the inverted cycle has not been processed,
- the cycle is inverted and the leader of the inverted cycle has been already processed.

The second case applies only to hard cycles. In this case, after inverting the cycle we cut it before i' where i' is the leader of the inverted cycle.

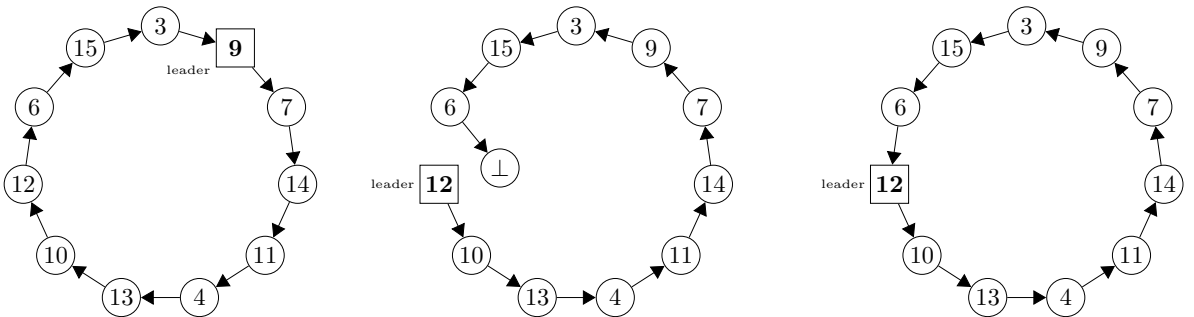


Figure 11: Lifecycle of a hard cycle: before execution of PROCESS(9), after PROCESS(9) but before execution of PROCESS(12) and the final cycle after execution of PROCESS(12), respectively. Leaders of cycles/paths are denoted with squares.

The final approach for processing i is described in Algorithm 12 where `PATHEND` is a procedure which naively traverses the cycle from i and either returns `NULL` if the cycle was fully traversed or returns an element a , such that $\pi(a) = \perp$. If a Boolean value appears in any arithmetic operation, `FALSE` is evaluated to 0 and `TRUE` to 1.

`PROCESS(i)` first checks if a best staircase can be constructed from i . If not, the execution for i ends. Let i' be the end of the constructed best staircase. If the algorithm is processing a cycle, we invert it. If the cycle is hard, we cut the inverted cycle before i' , compute the extended rank of i' on the path and then store it in the value of null for the predecessor of i' in the inverted cycle, which is now the end of the path. Later, for the path, there might be multiple elements from which we can create best staircases, but i' is the only element with the largest extended rank. For every element with the best staircase, we compare its extended rank with the one stored in null. If they are equal, this means that we found the leader of the path and we fix the path into the cycle by setting $\pi(a) = i$, where a is end of the path. Then, the currently processed element i is the leader of the created cycle and no element in the future will be the leader of this cycle. Hence, till the end of the execution of the whole algorithm, the cycle will remain unchanged.

Theorem B.11. *There exists an algorithm for inverting permutation on n elements in $\mathcal{O}(n \log n)$ time using $\mathcal{O}(\log^2 n)$ additional bits of space.*

Proof. The algorithm calls `PROCESS(i)` from Algorithm 12 for all $i = 1, 2, \dots, n$. Until reaching the leader, it operates on the original cycle and the total time is $\mathcal{O}(n \log n)$ as in Theorem A.8. After inverting the cycle, the time for processing an element on the path does not exceed the time for processing this element on the inverted cycle, so the total time spent by the algorithm after inverting the cycle is upper bounded by processing the whole inverted cycle, which is also $\mathcal{O}(n \log n)$ by the same argument.

As we use $k = 2\lceil \log n \rceil$ types of nulls to store extended ranks of leaders, we bound the additional number of bits using Lemma B.2 for $c = 1$ and $k = 2\lceil \log n \rceil$. Recursion in `NEXT` has depth $\mathcal{O}(\log n)$ and each level of recursion requires only $\mathcal{O}(\log n)$ space. Thus, in total we use $\mathcal{O}(\log^2 n)$ additional bits of space. \square

C Tortoise and hare algorithm

Lemma C.1. *Given an element i on a sigma, it is possible to find the intersection of the sigma or report that i is on the loop in $\mathcal{O}(\ell + p)$ time, where ℓ and p are lengths respectively of loop and path of the sigma.*

Proof. Consider a sigma σ . We can use the classic Floyd's cycle-finding algorithm called tortoise and hare. In this algorithm we maintain two pointers, initially set to i . In each iteration both pointers proceed along the sigma, where tortoise does one step per iteration and hare does two. Eventually, after at most $\ell + p$ of steps they will meet in a common point of σ and the point belongs to the loop of σ .

Then we make the tortoise move from the meeting point to traverse the whole loop, obtaining the length ℓ of the loop of sigma. If the tortoise visits element i , then we return that i belongs to the loop. Otherwise, we can use two tortoises which move one step per iteration from the starting point i . One of them first does ℓ steps and then they simultaneously move by one step. Clearly, they will meet in the intersection of the sigma. See Algorithm 13. Then the total number of steps made by procedure `FINDINTERSECTION(i)` is bounded by $3\ell + 2p = \mathcal{O}(\ell + p)$. \square

Algorithm 13 Implementation of tortoise and hare technique to find the intersection of sigma.

```
1: function FINDINTERSECTION( $i$ )
2:    $k \leftarrow 0, t \leftarrow i, h \leftarrow i$ 
3:   repeat
4:     if  $\pi(h) = \perp$  or  $\pi(\pi(h)) = \perp$  then abort
5:      $t \leftarrow \pi(t), h \leftarrow \pi(\pi(h))$ 
6:      $k \leftarrow k + 1$ 
7:   until  $t = h$ 
8:    $\ell \leftarrow 0, t_0 \leftarrow t$ 
9:   repeat
10:    if  $t_0 = i$  then return " $i$  is on the loop"
11:     $t_0 \leftarrow \pi(t_0)$ 
12:     $\ell \leftarrow \ell + 1$ 
13:   until  $t_0 = t$ 
14:    $t_1 \leftarrow i, t_2 \leftarrow i$ 
15:   for  $j = 1..\ell$  do
16:      $t_1 \leftarrow \pi(t_1)$ 
17:   while  $t_1 \neq t_2$  do
18:      $t_1 \leftarrow \pi(t_1), t_2 \leftarrow \pi(t_2)$ 
19:   return " $t_1$  is the intersection"
```
