



sentences to pick? Can we rewrite sentences so as to obtain a concise abstractive summary? We investigate answers to these questions in this paper.

Multiple survey papers have provided a detailed overview of the automatic text summarization task (Tas and Kiyani, 2007; Nenkova and McKeown, 2012; Allahyari et al., 2017). Most of the practically usable summarization systems are extractive in nature. Also, most summarization studies have focused on summarization of news articles. In this work, we mainly focus on two interesting aspects of text summarization: (1) summarization of *scientific research papers*, and (2) summarization for *laymen*.

Cohan et al. (2018) propose that section level processing of scientific documents is useful. Further, Collins et al. (2017) conclude that not all sections are equally useful. Also, recent papers have observed that a hierarchical summarization of scientific documents is highly effective where at the first level, an extractive summary of each section is independently generated and at the second level, the sectional output is abstracted into a brief summary (Subramanian et al., 2019; Erera et al., 2019). (Xiao and Carenini, 2019) observe that while summarizing, local context is useful, but global is not. Thus, in our approach at the sectional level, we use extracted information from only within the section text to obtain a section’s extractive summary, ignoring the remaining text of the entire paper.

For the LaySumm task, we observe that abstract is the most relevant section of a scientific paper from a layman perspective. We therefore feed the abstract to a Transformer-based model and generate an abstractive summary for the LaySumm task. For the LongSumm task, we first perform extractive summarization for each section and choose a selected number of sentences from each section into the final summary.

On blind test corpora of 37 and 22 papers for the LaySumm and LongSumm tasks, our proposed system leads to a ROUGE R1 of 45.94 and 49.46 respectively. These results helped us bag the top positions on the leaderboards for the two tasks.

## 2 Related Work

In this section, we discuss related areas including text summarization and style transfer.

### 2.1 Automatic Text Summarization

Text summarization focuses on summarizing a given document and obtaining its key information bits. There are two types of text summarization methods: Extractive Summarization and Abstractive Summarization.

#### 2.1.1 Extractive Summarization

Extractive Summarization deals with extracting pieces of text directly from the input document. Extractive Summarization can also be seen as a text classification task where we try to predict whether a given sentence will be part of the summary or not (Liu, 2019). Most papers in this area focus on the summarization of news articles. But several others focus on specific domains like summarization of medical documents, legal documents, scientific documents, etc. Summarization can also be performed in a query-sensitive manner or a user-centric manner. Sentence-scoring methods include graph-based methods like LexRank (Erkan and Radev, 2004) or TextRank (Mihalcea and Tarau, 2004), machine learning or deep learning techniques and position-based methods. Recently, various deep learning architectures such as HIBERT (Zhang et al., 2019), BERTSUM (Liu and Lapata, 2019), SummaRuNNer (Nallapati et al., 2016), CSTI (Singh et al., 2018) and Hybrid MemNet (Singh et al., 2017) have been proposed for extractive summarization.

#### 2.1.2 Abstractive Summarization

In abstractive summarization, the model tries to generate the summary instead of extracting sentences or keywords. As compared to extractive summarization, this is more challenging and requires strong language modeling schemes to achieve good results. Traditionally, abstractive summarization techniques have focused on generating short text such as headlines or titles. But more recently, there have been efforts on generation of longer summaries. Older methods have depended on tree transduction rules (Cohn and Lapata, 2008) and quasi-synchronous grammar approaches (Woodsend and Lapata, 2011) for effective abstractive summarization. Recently, neural summarization approaches have been found to be more effective. Effective neural representative language models are very important for text generation tasks. With the recent breakthrough of Transformer-based (Vaswani et al., 2017) architectures like BERT (Devlin et al., 2018), T5 (Raffel

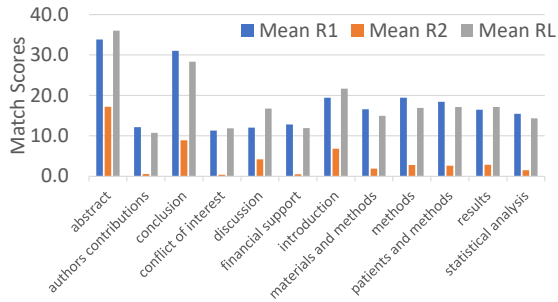


Figure 1: ROUGE-1, ROUGE-2 and ROUGE-L overlaps between paper sections and LaySumm summary

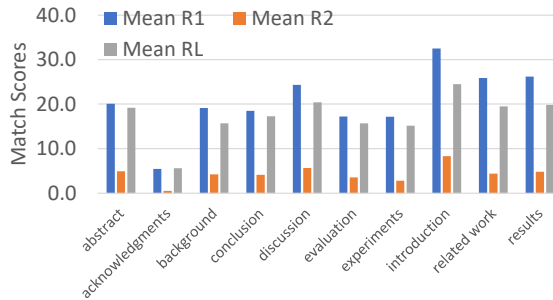


Figure 2: ROUGE-1, ROUGE-2 and ROUGE-L overlaps between paper sections and LongSumm summary

et al., 2019) and BART (Lewis et al., 2019), utilizing these types of models is crucial for obtaining good textual representations on the target side for neural abstractive summarization.

## 2.2 Text Style Transfer

Neural text style transfer is yet another related area of work where the document in style A is converted to style B without any loss of content or semantics (Syed et al., 2020; Vadapalli et al., 2018). This work leverages Transformer encoder-decoder models. The text-encoder is used to obtain robust latent representations while the decoder generates text with a particular target style.

## 3 Datasets

We first describe the datasets which were provided by the organizers of the ‘Workshop on Scholarly Document Processing @EMNLP 2020’<sup>1</sup>.

### 3.1 LaySumm Dataset

A dataset of 572 research papers and corresponding gold standard lay-summaries were available for training, 84 tokens being the average length of a

<sup>1</sup><https://ornlcda.github.io/SDProc/sharedtasks.html>

summary. A set of 37 research papers were provided as the blind test data. The LaySumm dataset comprises of full-text papers with lay summaries, in a variety of domains (epilepsy, archeology, and materials engineering), and from a number of journals. Elsevier made available a collection of lay summaries from a multidisciplinary collection of journals, as well as their abstracts and full-texts. For a small sample dataset, look at LaySumm’s official GitHub repository<sup>2</sup>.

### 3.2 LongSumm Dataset

The corpus for this task includes a training set that consists of 1705 extractive summaries, and 531 abstractive summaries of scientific papers in the domains of Natural Language Processing and Machine Learning. The extractive summaries are based on video talks from associated conferences (Lev et al., 2019) while the abstractive summaries are blog posts created by NLP and ML researchers. The average gold summary length was 767 tokens. The research papers were parsed using the science-parse<sup>3</sup> library. A collection of pdfs of 22 research papers served as the blind test set. The LongSumm train and test datasets are publicly accessible on LongSumm’s official GitHub repository<sup>4</sup>.

## 4 System Overview

In this section, we present an overview of the proposed systems for the LaySumm and LongSumm tasks.

### 4.1 System Overview for LaySumm

We observed that the LaySumm summaries in the train set were highly abstractive in nature with a length limit of 150 words. In Fig. 1, we analyze how information from each paper section contributes to the final lay-summary by evaluating the ROUGE overlap between a paper section and the available gold summary. This analysis is performed for the entire dataset. Fig. 1 shows that the ‘abstract’ was the most significant section followed by the ‘conclusion’. Moreover, a relatively high ROUGE-L overlap indicates some degree of verbatim copying from the abstract onto

<sup>2</sup>[https://github.com/WING-NUS/scisumm-corpus/blob/master/README\\_Laysumm.md](https://github.com/WING-NUS/scisumm-corpus/blob/master/README_Laysumm.md)

<sup>3</sup><https://github.com/allenai/science-parse>

<sup>4</sup><https://github.com/guyfe/LongSumm>

the lay-summary. In addition to providing a high ROUGE overlap, the conclusion section was relatively shorter in length. This indicates that the conclusion section contains a great degree of useful information in a more condensed fashion.

Note that we picked the paper sections directly from the paper text without performing any elaborate conflation on section headers. Conflation in general should not hurt the performance of our models since a particular paper will contain only one form of the section heading, e.g., it will contain either “materials and methods” or “methods”. However, we plan to explore deeper section-wise analysis using improved conflation as part of future work.

We leveraged pretrained Transformer models for conditional generation given a set of individual sections. Our results indicate that using abstract as the only sequence for conditional generation is a better choice as compared to utilizing more sections. Therefore, the problem at hand is one of capturing salient information as one would expect from a summarization task, with the additional flavor of text style transfer.

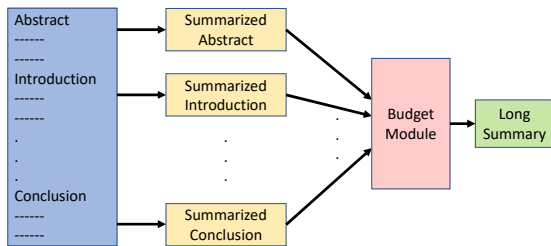


Figure 3: System Architecture for LongSumm

## 4.2 System Overview for LongSumm

We performed a similar section-contribution evaluation and considered section headings which appeared in at least 5% of all papers in our training set for the LongSumm task. Fig. 2 shows that the ‘introduction’ is the most important section when it comes to creating summaries followed by ‘related work’ and ‘results’.

For our summary generation architecture, we considered one section at a time without the global context. As discussed earlier, this was guided by existing scientific evidence from (Xiao and Carenini, 2019) which showed that not considering the global context and focusing purely on the section at hand is marginally better than doing otherwise. Based on section-contribution evaluations, we constructed a budget module to calculate how much weight to

assign to a section for the purpose of combining section summaries into the final long-summary. Fig. 3 illustrates the broad architecture of our proposed system.

For summarizing each individual section, we used SummaRuNNer (Nallapati et al., 2016), a simple neural extractive summarizer. We pre-trained SummaRuNNer on the PubMed (Cohan et al., 2018) dataset to generate paper abstracts from various paper sections. We show results using variations in our budget module, setting various cutoff thresholds for ROUGE-1 overlap in order for a section to be considered for the summary, i.e., we ignore a section if overlap is less than the threshold value. The system performance indicates that even with a fairly simple neural summarizer at the base, our architecture is capable of achieving superior results on a blind test dataset.

## 5 Experimental Settings

We used Hugging Face’s<sup>5</sup> implementation of T5 and BART. We experimented with various length settings for training and generation. We found that minimum and maximum sequence lengths of 120 and 140 respectively for generation gave us the best results. We used Adam optimizer with an initial learning rate of 5e-5 with learn rate scheduling based on ROUGE-1 values calculated on the validation split. In the hyper-parameter tuning phase, a repetition penalty of 1.8 while generating lay summaries provided the most optimal results.

We used hpzhao’s implementation of SummaRuNNer<sup>6</sup> with default hyper-parameter values. The ‘topk’ parameter was dynamically adjusted to set the summary length of each section based on the section-specific budget.

## 6 Results

Our system (with the team name: Summaformers) ranks first and third for the LongSumm<sup>7</sup> and LaySumm<sup>8</sup> tasks respectively. Further details on these tasks can be found in the shared tasks overview paper (Chandrasekaran et al., 2020). In this section, we present detailed results.

<sup>5</sup><https://huggingface.co/>

<sup>6</sup><https://github.com/hpzhao/SummaRuNNer>

<sup>7</sup><https://aieval.draco.res.ibm.com/challenge/39/leaderboard/39>

<sup>8</sup><https://competitions.codalab.org/competitions/25516>

| Method                                     | R-1 F1       | R-2 F1       | R-L F1       | R-1 recall   | R-2 recall   | R-L recall   |
|--|--------------|--------------|--------------|--------------|--------------|--------------|
| Lead-150 baseline                          | 40.85        | 17.40        | 25.01        | <b>54.77</b> | <b>22.96</b> | <b>33.34</b> |
| (abs)+SummaRuNNer                          | 39.89        | 16.30        | 24.44        | 51.73        | 20.89        | 31.62        |
| (abs)+T5-base                              | 40.74        | 15.29        | 24.13        | 40.32        | 14.93        | 23.74        |
| (abs+conc)+T5-base                         | 40.99        | 15.21        | 23.72        | 40.44        | 14.82        | 23.28        |
| (abs+conc+intro)+T5-base                   | 40.94        | 15.32        | 23.49        | 40.36        | 14.92        | 23.06        |
| (SummaRuNNer)+BART <sub>L</sub>            | 40.87        | 14.72        | 24.31        | 43.36        | 15.46        | 25.77        |
| (small abs)+BART <sub>L</sub>              | 44.81        | 18.76        | 26.71        | 47.61        | 19.78        | 28.31        |
| (abs+conc)+BART <sub>L</sub>               | 45.45        | <b>19.22</b> | 27.24        | 49.56        | 20.83        | 29.61        |
| (abs+conc+intro)+BART <sub>L</sub>         | 45.69        | 19.07        | 27.17        | 50.17        | 20.90        | 29.78        |
| (abs+conc+intro+methods)+BART <sub>L</sub> | 45.61        | 18.95        | 27.05        | 50.50        | 20.95        | 29.93        |
| (abs)+BART <sub>L</sub>                    | <b>45.94</b> | 19.01        | <b>27.43</b> | 49.11        | 20.26        | 29.23        |

Table 1: LaySumm Results (Best results are highlighted in bold)

| Method                                 | R-1 F1       | R-2 F1       | R-L F1       | R-1 recall   | R-2 recall   | R-L recall   |
|--|--------------|--------------|--------------|--------------|--------------|--------------|
| Section cutoff at R-1=10.0             | 47.18        | 14.10        | 18.37        | 43.15        | 12.93        | 16.80        |
| Section cutoff at R-1=17.5             | 49.20        | 16.49        | 21.03        | 44.67        | 15.00        | 19.07        |
| Section cutoff at R-1=20.0             | 48.93        | 16.57        | 21.07        | <b>44.99</b> | <b>15.23</b> | <b>19.36</b> |
| Section cutoff at R-1=20.0 + Post-Proc | <b>49.46</b> | <b>16.86</b> | <b>21.42</b> | 43.87        | 14.94        | 18.98        |

Table 2: LongSumm Results (Best results are highlighted in bold)

## 6.1 Lay Summary Generation

We experimented with the BART-large-CNN model which is pre-trained on the CNN/Dailymail summarization dataset and with T5-base in summarization mode. We fine-tuned the conditional generation architectures of these models using the available LaySumm train corpus of 572 documents which we split into training and validation splits in a 4:1 ratio. Our initial results proved the superiority of BART-large-CNN (BART<sub>L</sub>) over T5. We experimented with various generative sources such as abstract only, abstract + conclusion, abstract + conclusion + introduction, abstract + conclusion + introduction + methods. Furthermore, owing to the structure of the abstract itself, we considered the first, second and final paragraphs of the abstract (also referred to as “small abs”) as the source. Our results (Table 1) show that using the complete abstract as input to BART<sub>L</sub> is the best performing setting for LaySumm. Since the papers in the dataset were published in various scientific journals, the original abstracts contain highly domain-specific technical jargon. The BART<sub>L</sub> model captures the salient points from the abstract in a short 150-word budget while transferring the text style from scientific to a layman style.

After hyper-parameter tuning on the generation end, we achieved a ROUGE-1 score of 45.94 on

the blind-test corpus. Our generated summaries are coherent in addition to being highly abstractive in nature.

For comparison, we also present results for a naïve “Lead-150” baseline which outputs the first 150 tokens of the abstract as the summary. As shown in Table 1, surprisingly, this simple baseline leads to impressive results especially on recall metrics. Running SummaRuNNer on the abstract leads to results which are worse than the Lead-150 baseline.

## 6.2 Long Summary Generation

We used the SummaRuNNer (Nallapati et al., 2016) neural extractive summarization system as our base section summarizer. We pretrained this on the training set of the publicly available PubMed dataset (using GloVe (Pennington et al., 2014) 6B 100D word embeddings) to generate the paper abstract as closely as possible from any given section. This grounds the network in a setting where it can easily capture salient points. We plan to explore pretraining with other datasets as part of future work.

This was further finetuned using the LongSumm train set as follows. The given LongSumm training dataset was divided into train and validation splits in a 9:1 ratio. We used the same previous settings to finetune on documents in the LongSumm train

split. Now, the pretrained SummaRuNNer model was conditioned to extract sentences which maximize the ROUGE-1 overlap with the provided gold standard long summaries.

Finally, based on our budget module, we assign a weight to each available section and generate section summaries of computed lengths which are further concatenated to generate the final summary. We experiment with various settings in the weight assignment based on specified overlap cutoffs in the budget module as shown in Table 2. The best performing setting corresponds to selecting sections whose ROUGE-1 overlap with the long summary is greater than 20.0. Intuitively, this prunes out irrelevant sections such as ‘abbreviations’ and ‘acknowledgements’. The remaining sections were assigned weights based on the ROUGE-1 overlap with the provided long summary. The generated long summaries are extractive and capture the most salient pieces of information from the given research papers. The results improve slightly when we perform ad hoc post-processing using heuristics like removing paper citations within brackets, removing non-English Unicode characters and mathematical notation symbols.

### 6.3 Case Studies

In the following, we present two cases of lay summaries generated by our system. As we can see, the generated summaries are highly abstractive and coherent. They also capture the important aspects of the paper.

For the article at this URL<sup>9</sup>, the generated lay summary was as follows: ‘This paper proposes a novel approach to support the transformation of bioinformatics data into Linked Open Data (LOD). It defines competency questions that drive not only the definition of transformation rules, but also the data transformation and exploration afterwards. The paper also presents a support toolset and describes the successful application of the proposed approach in the functional genomics domain. According to this approach, a set of competency criteria drive the transformation process. This paper presents a framework for the development of an open data management system that can be easily adapted to different data types.’

For the article at this URL<sup>10</sup>, the generated lay

<sup>9</sup><https://doi.org/10.1016/j.engappai.2020.103495>

<sup>10</sup><https://doi.org/10.1016/j.engappai.2019.103467>

summary was as follows: ‘To foster interaction, autonomous robots need to understand the environment in which they operate. One of the main challenges is semantic segmentation, together with the recognition of important objects, which can aid robots during exploration, as well as when planning new actions and interacting with the environment. In this study, we extend a multi-view semantic segmentations system based on 3D Entangled Forests (3DEF) by integrating and refining two object detectors, Mask R-CNN and You Only Look Once (YOLO), with Bayesian fusion and iterated graph cuts. The new system takes the best of its components, successfully exploiting both 2D and 3D data.’

Finally, the following lay summary was generated by our model for this very paper: ‘In this paper, we develop a novel system for summarizing scientific research papers from multiple domains. We differentiate between two types of summaries, namely, (a) LaySumm : a very short summary that captures the essence of the research paper in layman terms restricting overtly specific technical jargon and (b) LongSumm a much longer detailed summary aimed at providing specific insights into various ideas touched upon in the paper. While leveraging latest Transformer-based models, our systems are simple, intuitive and based on how specific paper sections contribute to human summaries of the two types described above.’

## 7 Conclusions

In this paper, we studied two scientific document summarization tasks: LaySumm and LongSumm. We experimented with popular text neural models in a section-aware manner. Our results indicate that modeling of the document structure with strong focus on which parts of a research paper to attend to while composing a summary gives a significant boost to the quality of the resultant output. On blind test corpora, our system ranks first and third for the LongSumm and LaySumm tasks respectively.

## References

- Mehdi Allahyari, Seyedamin Pouriyeh, Mehdi Assefi, Saeid Safaei, Elizabeth D Trippe, Juan B Gutierrez, and Krys Kochut. 2017. Text summarization techniques: a brief survey. *arXiv preprint arXiv:1707.02268*.
- M. K. Chandrasekaran, G. Feigenblat, Hovy. E., A. Ravichander, M. Shmueli-Scheuer, and

- A. De Waard. 2020. Overview and insights from scientific document summarization shared tasks 2020: Cl-scisumm, laysumm and longsumm. In *Proceedings of the First Workshop on Scholarly Document Processing (SDP)*, page "Forthcoming".
- Arman Cohan, Franck Dernoncourt, Doo Soon Kim, Trung Bui, Seokhwan Kim, Walter Chang, and Nazli Goharian. 2018. A discourse-aware attention model for abstractive summarization of long documents. *arXiv preprint arXiv:1804.05685*.
- Trevor Cohn and Mirella Lapata. 2008. Sentence compression beyond word deletion. In *Proceedings of the 22nd International Conference on Computational Linguistics (Coling 2008)*, pages 137–144.
- Ed Collins, Isabelle Augenstein, and Sebastian Riedel. 2017. A supervised approach to extractive summarisation of scientific papers. *arXiv preprint arXiv:1706.03946*.
- Jacob Devlin, Ming-Wei Chang, Kenton Lee, and Kristina Toutanova. 2018. Bert: Pre-training of deep bidirectional transformers for language understanding. *arXiv preprint arXiv:1810.04805*.
- Shai Erera, Michal Shmueli-Scheuer, Guy Feigenblat, Ora Peled Nakash, Odellia Boni, Haggai Roitman, Doron Cohen, Bar Weiner, Yosi Mass, Or Rivlin, et al. 2019. A summarization system for scientific documents. *arXiv preprint arXiv:1908.11152*.
- Günes Erkan and Dragomir R Radev. 2004. Lexrank: Graph-based lexical centrality as salience in text summarization. *Journal of artificial intelligence research*, 22:457–479.
- Guy Lev, Michal Shmueli-Scheuer, Jonathan Herzig, Achiya Jerbi, and David Konopnicki. 2019. Talksumm: A dataset and scalable annotation method for scientific paper summarization based on conference talks. *arXiv preprint arXiv:1906.01351*.
- Mike Lewis, Yinhan Liu, Naman Goyal, Marjan Ghazvininejad, Abdelrahman Mohamed, Omer Levy, Ves Stoyanov, and Luke Zettlemoyer. 2019. Bart: Denoising sequence-to-sequence pre-training for natural language generation, translation, and comprehension. *arXiv preprint arXiv:1910.13461*.
- Chin-Yew Lin. 2004. Rouge: A package for automatic evaluation of summaries. page 10.
- Yang Liu. 2019. Fine-tune bert for extractive summarization. *arXiv preprint arXiv:1903.10318*.
- Yang Liu and Mirella Lapata. 2019. Text summarization with pretrained encoders. In *Proceedings of the 2019 Conference on Empirical Methods in Natural Language Processing and the 9th International Joint Conference on Natural Language Processing (EMNLP-IJCNLP)*, pages 3721–3731.
- Rada Mihalcea and Paul Tarau. 2004. Textrank: Bringing order into text. In *Proceedings of the 2004 conference on empirical methods in natural language processing*, pages 404–411.
- Ramesh Nallapati, Feifei Zhai, and Bowen Zhou. 2016. Summarunner: A recurrent neural network based sequence model for extractive summarization of documents. *arXiv preprint arXiv:1611.04230*.
- Ani Nenkova and Kathleen McKeown. 2012. A survey of text summarization techniques. In *Mining text data*, pages 43–76. Springer.
- Jeffrey Pennington, Richard Socher, and Christopher D Manning. 2014. Glove: Global vectors for word representation. In *Proceedings of the 2014 conference on empirical methods in natural language processing (EMNLP)*, pages 1532–1543.
- Colin Raffel, Noam Shazeer, Adam Roberts, Katherine Lee, Sharan Narang, Michael Matena, Yanqi Zhou, Wei Li, and Peter J Liu. 2019. Exploring the limits of transfer learning with a unified text-to-text transformer. *arXiv preprint arXiv:1910.10683*.
- Abhishek Kumar Singh, Manish Gupta, and Vasudeva Varma. 2017. Hybrid memnet for extractive summarization. In *Proceedings of the 2017 ACM on Conference on Information and Knowledge Management*, pages 2303–2306.
- Abhishek Kumar Singh, Manish Gupta, and Vasudeva Varma. 2018. Unity in diversity: Learning distributed heterogeneous sentence representation for extractive summarization. In *AAAI*.
- Sandeep Subramanian, Raymond Li, Jonathan Piltault, and Christopher Pal. 2019. On extractive and abstractive neural document summarization with transformer language models. *arXiv preprint arXiv:1909.03186*.
- Bakhtiyar Syed, Gaurav Verma, Balaji Vasan Srinivasan, Anandhavelu Natarajan, and Vasudeva Varma. 2020. Adapting language models for non-parallel author-stylized rewriting. In *AAAI*, pages 9008–9015.
- Oguzhan Tas and Farzad Kiyani. 2007. A survey automatic text summarization. *PressAcademia Procedia*, 5(1):205–213.
- Raghuram Vadapalli, Bakhtiyar Syed, Nishant Prabhu, Balaji Vasan Srinivasan, and Vasudeva Varma. 2018. When science journalism meets artificial intelligence: An interactive demonstration. In *Proceedings of the 2018 Conference on Empirical Methods in Natural Language Processing: System Demonstrations*, pages 163–168.
- Ashish Vaswani, Noam Shazeer, Niki Parmar, Jakob Uszkoreit, Llion Jones, Aidan N Gomez, Łukasz Kaiser, and Illia Polosukhin. 2017. Attention is all you need. In *Advances in neural information processing systems*, pages 5998–6008.

- Kristian Woodsend and Mirella Lapata. 2011. Learning to simplify sentences with quasi-synchronous grammar and integer programming. In *Proceedings of the 2011 Conference on Empirical Methods in Natural Language Processing*, pages 409–420.
- Wen Xiao and Giuseppe Carenini. 2019. Extractive summarization of long documents by combining global and local context. *arXiv preprint arXiv:1909.08089*.
- Xingxing Zhang, Furu Wei, and Ming Zhou. 2019. Hibert: Document level pre-training of hierarchical bidirectional transformers for document summarization. In *Proceedings of the 57th Annual Meeting of the Association for Computational Linguistics*, pages 5059–5069.