

Additive Link Metrics Identification: Proof of Selected Lemmas and Propositions

Liang Ma[†], Ting He[‡], Kin K. Leung[†], Don Towsley^{*}, and Ananthram Swami[§]

[†]Imperial College, London, UK. Email: {l.ma10, kin.leung}@imperial.ac.uk

[‡]IBM T. J. Watson Research Center, Hawthorne, NY, USA. Email: the@us.ibm.com

^{*}University of Massachusetts, Amherst, MA, USA. Email: towsley@cs.umass.edu

[§]Army Research Laboratory, Adelphi, MD, USA. Email: ananthram.swami.civ@mail.mil

I. INTRODUCTION

Selected lemmas and propositions in [1] are proved in detail in this report. We first list the lemmas and propositions in Section II and then give the corresponding proofs in Section III. See the original paper [1] for terms and definitions.

II. LEMMAS AND PROPOSITIONS

Let \mathcal{H} denote the interior graph of graph \mathcal{G} , where two monitoring nodes (m_1 and m_2) are employed. In this report, Conditions ① and ② refer to the two following conditions.

- ① $\mathcal{G} - l$ is 2-edge-connected for each interior link l in \mathcal{H} ;
- ② $\mathcal{G} + m_1 m_2$ is 3-vertex-connected.

Lemma II.1. When the interior graph \mathcal{H} of \mathcal{G} is connected, the corresponding measurement matrix \mathbf{R} can be linearly transformed to

$$\begin{pmatrix} W_{m_1 a_1} \cdots W_{m_1 a_{k_1}} & W_{b_1 m_2} \cdots W_{b_{k_2} m_2} & W_{l_1} \cdots W_{l_{k_h}} \\ 1 & & \\ \vdots & & \\ 1 & & \mathbf{B} \\ -1 & 1 & \\ -1 & & 1 \\ \vdots & & \\ -1 & & 1 \\ & & \mathbf{T} \\ & & \mathbf{L} \end{pmatrix}, \quad (1)$$

where the rest entries are zero, \mathbf{B} is a $k_2 \times k_h$ Boolean matrix¹, \mathbf{T} is a $(-1, 0, 1)$ -Matrix² with dimensions $(k_1 - 1) \times k_h$, and \mathbf{L} with k_h columns is a matrix associated with all rows in the restructured measurement matrix \mathbf{R} involving only $(W_{l_i})_{i=1}^{k_h}$.

Proposition II.2. For graph \mathcal{G} , if all link metrics in the associated interior graph are identifiable through simple path measurements, then $\mathcal{G} + m_1 m_2$ is 3-vertex-connected.

Proposition II.3. Using two monitoring nodes, the necessary and sufficient condition for $\mathcal{G} + m_1 m_2$ being a 3-vertex-connected graph is when 2 nodes are deleted in \mathcal{G} , the remaining graph is still connected, or every connected component each has a monitoring node.

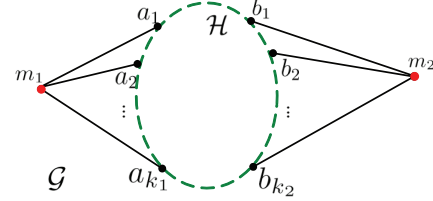


Fig. 1. Reorganized graph \mathcal{G} , where a_i and b_j can be the same node.

Lemma II.4. If graph \mathcal{G} satisfies Conditions ① and ②, for any link vw in the interior graph of \mathcal{G} , two cycles (\mathcal{C}_1 and \mathcal{C}_2) can be discovered in \mathcal{G} , such that

- (a) \mathcal{C}_1 is a face³;
- (b) vw is the only common link between \mathcal{C}_1 and \mathcal{C}_2 ;
- (c) \mathcal{C}_1 and \mathcal{C}_2 have *one* common node at most, apart from v and w ;
- (d) there exists path \mathcal{P}_1 connecting⁴ m_1^* and a node on $\mathcal{C}_1 - v - w$ and \mathcal{P}_2 connecting m_2^* and a node on $\mathcal{C}_2 - v - w$;
- (e) $\mathcal{P}_1 \cap \mathcal{P}_2 = \emptyset$;
- (f) $L(\mathcal{P}_1) \cap L(\mathcal{C}_1 - v - w) = \emptyset$, $L(\mathcal{P}_2) \cap L(\mathcal{C}_2 - v - w) = \emptyset$;
- (g) $v, w \notin V(\mathcal{P}_1)$ and $v, w \notin V(\mathcal{P}_2)$.

Proposition II.5. If graph \mathcal{G} satisfies Conditions ① and ②, then

- (a) for any face in graph \mathcal{G} , there is at most *one* border-link in this face;
- (b) for any border-link vw in the interior graph of \mathcal{G} , it can discover a face without traversing m_1 and m_2 ;
- (c) for every border-link vw on face \mathcal{C}_1 with $L(\mathcal{C}_1) \subseteq L(\mathcal{H})$, there exist paths $\mathcal{P}(m_1, v)$ and $\mathcal{P}(m_2, w)$ with $\mathcal{P}(m_1, v) \cap \mathcal{P}(m_2, w) = \emptyset$, $\mathcal{P}(m_1, v) \cap \mathcal{C}_1 = \emptyset$ and $\mathcal{P}(m_2, w) \cap \mathcal{C}_1 = \emptyset$.

III. PROOFS

A. Proof of Lemma II.1

Suppose that the two monitoring nodes m_1 and m_2 give rise to a connected interior graph \mathcal{H} in \mathcal{G} (Fig. 1). Let $(l_i)_{i=1}^{k_h} := L(\mathcal{H})$ be the link set of \mathcal{H} with $k_h := \|\mathcal{H}\|$. Consider the measurement matrix $\mathbf{R}_{\mathbf{a}_i}$ ($i \in \{1, \dots, k_1\}$) corresponding to all possible paths $m_1 \rightarrow a_i \rightarrow \dots \rightarrow b_j \rightarrow m_2$ ($j = 1, \dots, k_2$). Then $\mathbf{R}_{\mathbf{a}_i}$ is of the form

¹Boolean matrix is a matrix each of whose entries is 0 or 1.

² $(-1, 0, 1)$ -Matrix is a matrix each of whose entries is $-1, 0$, or 1 .

³In the sequel, \mathcal{C}_1 means a cycle as well as a face.

⁴Let $m_1^*, m_2^* \in \{m_1, m_2\}$ with $m_1^* \neq m_2^*$.

$$\mathbf{R}_{a_i} = \begin{pmatrix} W_{m_1 a_i} & W_{b_1 m_2} \cdots W_{b_{k_2} m_2} & W_{l_1} \cdots W_{l_{k_h}} \\ 1 & 1 & \mathbf{B}_{i1} \\ \vdots & \vdots & \vdots \\ 1 & 1 & \mathbf{B}_{i2} \\ \vdots & \vdots & \vdots \\ 1 & 1 & \vdots \\ \vdots & \vdots & \vdots \\ 1 & 1 & \mathbf{B}_{ik_2} \end{pmatrix},$$

where \mathbf{B}_{ij} ($j = 1, \dots, k_2$) with k_h columns is the Boolean matrix corresponding to all simple paths between a_i and b_j in \mathcal{H} (i.e., the (p, q) -th entry indicates whether link l_q in \mathcal{H} appears on the p th path between a_i and b_j). Note that at least one such path exists, i.e., \mathbf{B}_{ij} is nonempty, since \mathcal{H} is connected. Among all rows containing $W_{m_1 a_i}$ and $W_{b_j m_2}$ in \mathbf{R}_{a_i} , if we subtract the first row from the others, then the other rows are only non-zero in entries corresponding to $(W_{l_i})_{i=1}^{k_h}$. Reorganizing these subtracted rows to the bottom, we transform \mathbf{R}_{a_i} to

$$\mathbf{R}'_{a_i} = \begin{pmatrix} W_{m_1 a_i} & W_{b_1 m_2} \cdots W_{b_{k_2} m_2} & W_{l_1} \cdots W_{l_{k_h}} \\ 1 & 1 & \mathbf{r}_{i1} \\ 1 & 1 & \mathbf{r}_{i2} \\ \vdots & \vdots & \vdots \\ 1 & 1 & \mathbf{r}_{ik_2} \\ \hline & & \mathbf{L}_{a_i} \end{pmatrix}, \quad (2)$$

where \mathbf{r}_{ij} ($j = 1, \dots, k_2$) is the first row of \mathbf{B}_{ij} , and \mathbf{L}_{a_i} is a matrix derived from the subtraction operation. Combining all \mathbf{R}'_{a_i} ($i \in \{1, \dots, k_1\}$) in (2), the restructured measurement matrix \mathbf{R} is

$$\begin{pmatrix} W_{m_1 a_1} \cdots W_{m_1 a_{k_1}} & W_{b_1 m_2} \cdots W_{b_{k_2} m_2} & W_{l_1} \cdots W_{l_{k_h}} \\ 1 & 1 & \mathbf{r}_{11} \\ 1 & 1 & \mathbf{r}_{12} \\ \vdots & \vdots & \vdots \\ 1 & 1 & \mathbf{r}_{1k_2} \\ \hline 1 & 1 & \mathbf{r}_{21} \\ 1 & 1 & \mathbf{r}_{22} \\ \vdots & \vdots & \vdots \\ 1 & 1 & \mathbf{r}_{2k_2} \\ \hline \vdots & \vdots & \vdots \\ \hline 1 & 1 & \mathbf{r}_{k_1 1} \\ 1 & 1 & \mathbf{r}_{k_1 2} \\ \vdots & \vdots & \vdots \\ 1 & 1 & \mathbf{r}_{k_1 k_2} \\ \hline & & \mathbf{L}_1 \end{pmatrix}, \quad (3)$$

where \mathbf{L}_1 is the matrix formed by arranging $\mathbf{L}_{a_1}, \dots, \mathbf{L}_{a_{k_1}}$ vertically. We apply the following linear transformations to (3): (i) first, subtracting row i from row $qk_2 + i$ for each $q = 1, \dots, k_1 - 1$ and $i = 1, \dots, k_2$; (ii) then, subtracting row $qk_2 + 1$ from row $qk_2 + i$ for each $q = 1, \dots, k_1 - 1$ and $i = 2, \dots, k_2$; (iii) finally, moving all rows containing $r_{ij} - r_{1j} - r_{i1}$ ($i = 2, \dots, k_1$ and $j = 2, \dots, k_2$) to the matrix bottom. Ignoring entries whose values are zeros ($(W_{m_1 a_i})_{i=1}^{k_1}$ and $(W_{b_j m_2})_{j=1}^{k_2}$ are not involved in the rows containing $r_{ij} -$

$r_{1j} - r_{i1}$ ($i = 2, \dots, k_1$ and $j = 2, \dots, k_2$)), (3) is transformed into

$$\begin{pmatrix} W_{m_1 a_1} \cdots W_{m_1 a_{k_1}} & W_{b_1 m_2} \cdots W_{b_{k_2} m_2} & W_{l_1} \cdots W_{l_{k_h}} \\ 1 & 1 & \mathbf{r}_{11} \\ 1 & 1 & \mathbf{r}_{12} \\ \vdots & \vdots & \vdots \\ 1 & 1 & \mathbf{r}_{1k_2} \\ \hline -1 & 1 & \mathbf{r}_{21} - \mathbf{r}_{11} \\ -1 & 1 & \mathbf{r}_{31} - \mathbf{r}_{11} \\ \vdots & \vdots & \vdots \\ -1 & 1 & \mathbf{r}_{k_1 1} - \mathbf{r}_{11} \\ \hline & & \mathbf{L} \end{pmatrix}, \quad (4)$$

where

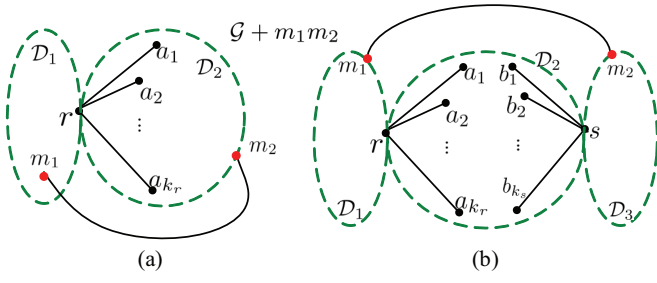
$$\mathbf{L} := \begin{pmatrix} W_{l_1} & W_{l_2} & \cdots & W_{l_{k_h}} \\ \mathbf{L}_1 \\ \mathbf{r}_{22} - \mathbf{r}_{12} - \mathbf{r}_{21} \\ \mathbf{r}_{23} - \mathbf{r}_{13} - \mathbf{r}_{21} \\ \vdots \\ \mathbf{r}_{2k_2} - \mathbf{r}_{1k_2} - \mathbf{r}_{21} \\ \mathbf{r}_{32} - \mathbf{r}_{12} - \mathbf{r}_{31} \\ \mathbf{r}_{33} - \mathbf{r}_{13} - \mathbf{r}_{31} \\ \vdots \\ \mathbf{r}_{3k_2} - \mathbf{r}_{1k_2} - \mathbf{r}_{31} \\ \vdots \\ \mathbf{r}_{k_1 2} - \mathbf{r}_{12} - \mathbf{r}_{k_1 1} \\ \mathbf{r}_{k_1 3} - \mathbf{r}_{13} - \mathbf{r}_{k_1 1} \\ \vdots \\ \mathbf{r}_{k_1 k_2} - \mathbf{r}_{1k_2} - \mathbf{r}_{k_1 1} \end{pmatrix}.$$

Entries in $\mathbf{r}_{i1} - \mathbf{r}_{11}$ are of the value of -1, 0, or 1, since each entry in \mathbf{r}_{ij} is 0 or 1. Therefore, $\mathbf{B} := \begin{pmatrix} \mathbf{r}_{11} \\ \mathbf{r}_{12} \\ \vdots \\ \mathbf{r}_{1k_2} \end{pmatrix}$ is

a $k_2 \times k_h$ Boolean matrix, while $\mathbf{T} := \begin{pmatrix} \mathbf{r}_{21} - \mathbf{r}_{11} \\ \mathbf{r}_{31} - \mathbf{r}_{11} \\ \vdots \\ \mathbf{r}_{k_1 1} - \mathbf{r}_{11} \end{pmatrix}$ is a

$(-1, 0, 1)$ -Matrix with dimensions $(k_1 - 1) \times k_h$. Consequently, when the interior graph \mathcal{H} of \mathcal{G} is connected, the corresponding measurement matrix \mathbf{R} can be linearly transformed to

$$\begin{pmatrix} W_{m_1 a_1} \cdots W_{m_1 a_{k_1}} & W_{b_1 m_2} \cdots W_{b_{k_2} m_2} & W_{l_1} \cdots W_{l_{k_h}} \\ 1 & 1 & \mathbf{B} \\ \vdots & \vdots & \vdots \\ 1 & 1 & \mathbf{B} \\ \hline -1 & 1 & \mathbf{T} \\ -1 & 1 & \mathbf{T} \\ \vdots & \vdots & \vdots \\ -1 & 1 & \mathbf{T} \\ \hline & & \mathbf{L} \end{pmatrix}. \quad \blacksquare$$


 Fig. 2. $\mathcal{G} + m_1m_2$ is 3-vertex-connected.

B. Proof of Proposition II.2

Suppose interior graph \mathcal{H} of \mathcal{G} is identifiable and $\mathcal{G} + m_1m_2$ is not 3-vertex-connected, then the *connectivity*⁵ of $\mathcal{G} + m_1m_2$ is 1 or 2.

1) Consider the case that the connectivity of $\mathcal{G} + m_1m_2$ is 1 and node $r \in V(\mathcal{G} + m_1m_2)$ is deleted. According to the assumption of \mathcal{H} being a connected graph, \mathcal{G} must be 1-vertex-connected. First, if r is a monitoring node, the resulting $\mathcal{G} + m_1m_2 - r = \mathcal{G} - r$ is not disconnected since \mathcal{H} is connected. Second, we assume \mathcal{G} is separated into two components, denoted by \mathcal{D}_1 and \mathcal{D}_2 , after deleting r ($r \in V(\mathcal{H})$). If each of \mathcal{D}_1 and \mathcal{D}_2 contains a monitoring node, then link m_1m_2 connects \mathcal{D}_1 and \mathcal{D}_2 again. If one of \mathcal{D}_1 and \mathcal{D}_2 , say \mathcal{D}_1 , does not have monitoring nodes in it, then all $m_1 \rightarrow m_2$ paths employing links in \mathcal{D}_1 must both enter and leave \mathcal{D}_1 at r , thus forming a cycle in this path construction. Therefore, the connectivity of graph $\mathcal{G} + m_1m_2$ must be greater than 1.

2) Now we assume the connectivity of $\mathcal{G} + m_1m_2$ is 2. First, Consider deleting one monitoring node and a non-monitoring node (displayed in Fig. 2-a). If deleting r ($r \in V(\mathcal{H})$) and m_2 results in \mathcal{D}_2 being separated, then \mathcal{D}_1 and \mathcal{D}_2 only have one common node, denoted by r . In this case, m_1 must be in \mathcal{D}_1 ; otherwise, a cycle is formed when using links in \mathcal{D}_1 to construct $m_1 \rightarrow m_2$ paths. However, even if all link metrics in \mathcal{D}_1 have been identified, $(W_{ra_i})_{i=1}^{k_r}$ ($a_i \neq m_2$ and $k_r \geq 2$, since \mathcal{G} is proved to 2-edge-connected in [1] when its interior graph is identifiable) are uncomputable, according to Corollary III.2 in [1]. This contradicts the claim that \mathcal{H} is identifiable. Second, if m_1 and m_2 are deleted, the remaining graph is \mathcal{H} , which is connected, according to the assumption that the interior graph of \mathcal{G} is connected. Third, now we consider deleting r and s ($r, s \in V(\mathcal{H})$, $r \neq s \neq m_1 \neq m_2$). If \mathcal{G} is separated and each component has a monitoring node, then m_1m_2 can connect these two components again. If the separated component does not have monitoring nodes in it (such as \mathcal{D}_2 in Fig. 2-b), then according to Corollary III.2 in [1], $(W_{ra_i})_{i=1}^{k_r}$ and $(W_{sb_i})_{i=1}^{k_s}$ are uncomputable even if all link metrics in \mathcal{D}_1 and \mathcal{D}_3 have been identified. This also contradicts the claim that \mathcal{H} is identifiable.

Thus, the connectivity of $\mathcal{G} + m_1m_2$ is greater than 2.

⁵The greatest integer k such that \mathcal{G} is k -vertex-connected is the *connectivity* of \mathcal{G} .

Therefore, $\mathcal{G} + m_1m_2$ is 3-vertex-connected when its interior graph is identifiable. \blacksquare

C. Proof of Proposition II.3

Necessary part.

1) If \mathcal{G} is separated by deleting 2 non-monitoring nodes, then each component must have a monitoring node; otherwise, $\mathcal{G} + m_1m_2$ is 2-vertex-connected.

2) If one of these deleted 2 nodes is a monitoring node, say m_1 , then m_1m_2 is deleted as well. Deleting any other node except m_2 will not result in the separation of \mathcal{G} . If separated, $\mathcal{G} + m_1m_2$ is 2-vertex-connected.

3) If m_1 and m_2 are deleted, we can obtain sub-graph \mathcal{H} , which is connected according to the assumption.

Sufficient part.

1) When 2 nodes are deleted in \mathcal{G} , if it remains connected, then \mathcal{G} is 3-vertex-connected, so is $\mathcal{G} + m_1m_2$.

2) If \mathcal{G} is separated after deleting two nodes and each separated component has a monitoring node, then these components are connected again by link m_1m_2 . Therefore, $\mathcal{G} + m_1m_2$ is 3-vertex-connected. \blacksquare

D. Proof of Lemma II.4

1) For $vw \in L(\mathcal{H})$, an H-path⁶ \mathcal{P}_1 from v to w can be discovered for a 2-vertex-connected graph, according to Proposition 3.1.3 [2] (\mathcal{G} is a 2-vertex-connected graph, since $\mathcal{G} + m_1m_2$ is 3-vertex-connected), then a cycle $\mathcal{C}'_1 = \mathcal{P}_1 + vw$ is formed. If $xy \in L(\mathcal{G})$ with $x, y \in V(\mathcal{C}'_1)$ and $xy \notin L(\mathcal{C}'_1)$, then use xy to replace $\mathcal{P}_{\mathcal{C}'_1}(x, y)$ recursively, i.e., $\mathcal{C}'_1 = \mathcal{C}'_1 \overset{\circ}{\setminus} \mathcal{P}_{\mathcal{C}'_1}(x, y) + xy$, until no such xy exists, where $\mathcal{P}_{\mathcal{C}'_1}(x, y)$ is the path from x to y in \mathcal{C}'_1 with $vw \notin L(\mathcal{P}_{\mathcal{C}'_1}(x, y))$. Finally, $\mathcal{C}''_1 = \mathcal{C}'_1$ is an induced cycle. If \mathcal{C}''_1 is not a face, then there exists separated component \mathcal{D} ($\mathcal{D} \cap \{m_1, m_2\} = \emptyset$, when \mathcal{C}''_1 is deleted, in which all paths from $V(\mathcal{D})$ to m_1 or m_2 must have three or more (since $\mathcal{G} + m_1m_2$ is 3-vertex-connected) common nodes with \mathcal{C}''_1). For any $v_1 \in V(\mathcal{D})$, degree⁷ $d(v_1) \geq 2$, since \mathcal{G} satisfies Condition ①. Furthermore, there must be an inner path $\mathcal{P}_{in}(x_1, x_2)$ incident with x_1 and x_2 ($x_1, x_2 \in V(\mathcal{C}''_1)$) and an interior node $v_2 \in V(\mathcal{D})$ with $v_2 \in V(\mathcal{P}_{in}(x_1, x_2))$. Using $\mathcal{P}_{in}(x_1, x_2)$ to replace $\mathcal{P}_{\mathcal{C}''_1}(x_1, x_2)$ ($vw \notin L(\mathcal{P}_{\mathcal{C}''_1}(x_1, x_2))$) in \mathcal{C}''_1 recursively, i.e., $\mathcal{C}''_1 = \mathcal{C}''_1 \overset{\circ}{\setminus} \mathcal{P}_{\mathcal{C}''_1}(x_1, x_2) \cup \mathcal{P}_{in}(x_1, x_2)$, until no such $\mathcal{P}_{in}(x_1, x_2)$ exists. As a result, a face $\mathcal{C}_1 = \mathcal{C}''_1$ can be discovered in \mathcal{G} .

2) Suppose \mathcal{C}_2 satisfying (b) in Lemma II.4 cannot be discovered, then \mathcal{C}_2 must share some common links with $\mathcal{C}_1 \setminus \{vw\}$. Let rs be one of these common links, then if vw is deleted, all possible paths connecting v and w must traverse link rs . In this case, rs becomes a bridge, contradicting Condition ①.

3) Suppose there are always two common nodes no matter what strategy is used to select the two cycles. Let $r, s \in$

⁶ \mathcal{P} ($\|\mathcal{P}\| \geq 1$) is an H-path of graph \mathcal{H} if \mathcal{P} meets \mathcal{H} exactly in its end nodes.

⁷The *degree* of node v is the number of links incident with v , denoted by $d(v)$.

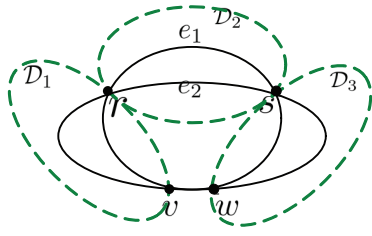


Fig. 3. Two cycles with two common nodes.

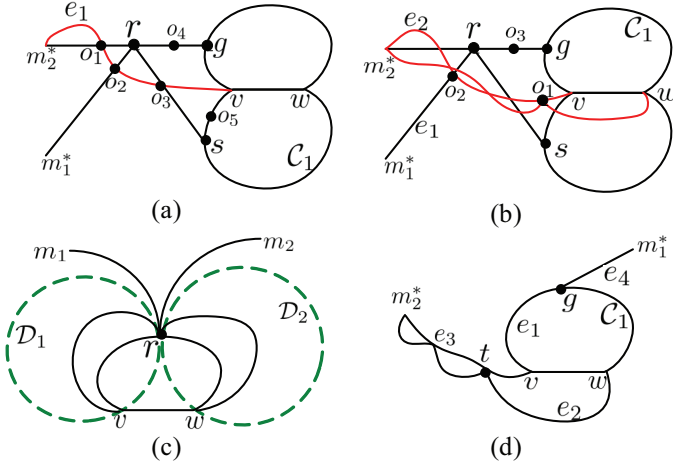


Fig. 4. Construction of two cycles.

$V(\mathcal{C}_1) \cap V(\mathcal{C}_2) \setminus \{v, w\}$, the two paths connecting r and s in \mathcal{D}_2 are re_1s and re_2s (shown in Fig. 3). It has been proved that re_1s and re_2s cannot have common links, thus $\overset{\circ}{r}e_1s \neq \overset{\circ}{r}e_2s$. If vw is deleted, any $v \rightarrow w$ paths must first traverse r and then traverse s . Therefore, \mathcal{G} is composed of three components (\mathcal{D}_1 , \mathcal{D}_2 and \mathcal{D}_3) and link vw with $V(\mathcal{D}_1 \cap \mathcal{D}_2) = \{r\}$, $V(\mathcal{D}_2 \cap \mathcal{D}_3) = \{s\}$ and $V(\mathcal{D}_1 \cap \mathcal{D}_3) = \emptyset$. For \mathcal{D}_2 , $|V(re_1s \cup re_2s) \setminus \{r, s\}| \geq 1$, since $\overset{\circ}{r}e_1s \neq \overset{\circ}{r}e_2s$ and $|(C_1 - vw) \cap (C_2 - vw)| = 0$. Similarly, $|\mathcal{D}_1 - r - v| \geq 1$ and $|\mathcal{D}_3 - s - w| \geq 1$. Only two of these three components can have m_1 or m_2 . Thus, the third component without monitoring nodes is separated when the two common nodes with adjacent components are deleted, contradicting Lemma II.3.

4) \mathcal{G} is connected; therefore, (d) in Lemma II.4 is true.

5) (i). If all \mathcal{P}_1 ($m_1^* \in V(\mathcal{P}_1)$) must traverse m_2^* , then m_2^* is a cutvertex⁸ in \mathcal{G} , contradicting Lemma II.3.

(ii). Let $\mathcal{C}_1 = vsw + vw$. For any \mathcal{P}_1 and \mathcal{P}_2 , if they must have a common node, say r (see Fig. 4-a), then r cannot be a cutvertex, because \mathcal{G} is 2-vertex-connected. Therefore, there must be another path employing v or w , say $m_2^*o_1 \cdots o_5vg$ ($r \notin V(m_2^*o_1 \cdots o_5va)$), to connect m_2^* and g . $m_2^*o_1 \cdots o_5vg$ might have common nodes (o_1, \dots, o_5) with other paths. However, if o_4 or o_5 is the common node, then \mathcal{P}_1 and \mathcal{P}_2 do not need to traverse r to connect the two cycles. If $m_2^*o_1 \cdots o_5va$ must traverse $(o_i)_{i=1}^3$, then m_2^* cannot connect to the two cycles when r and o_i are deleted, contradicting

⁸A vertex which separates two other vertices in the same graph is a cutvertex.

Lemma II.3. Thus, an $m_2^*o_1v$ which does not have unavoidable common nodes o_1 , o_2 and o_3 can be constructed. Therefore, \mathcal{C}_2 can be reselected, i.e., $\mathcal{C}_2 = vo_1ro_4gw + vw$ with $\mathcal{P}_2 = m_2^*e_1o_1$ and $\mathcal{P}_1 = m_1^*rs$.

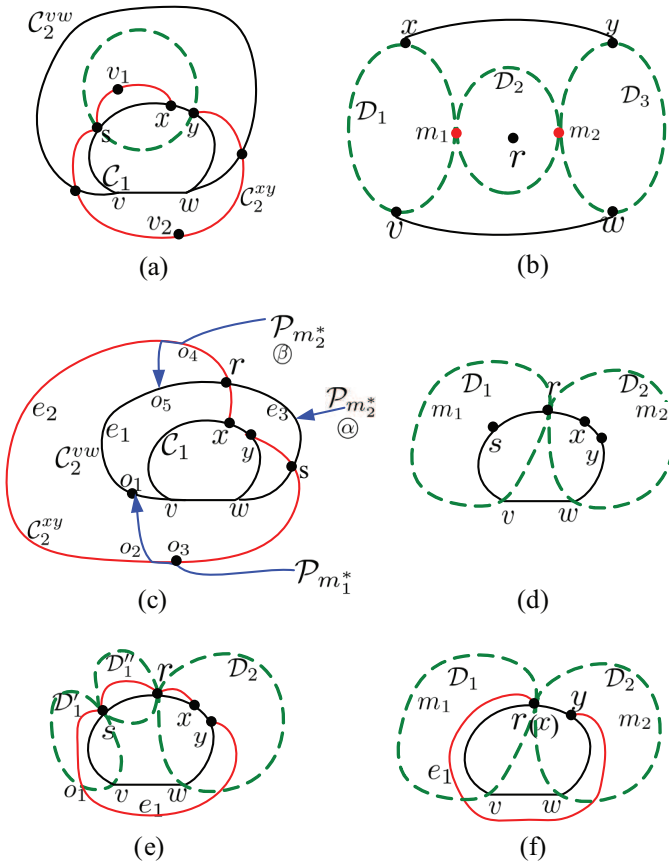
(iii). Let $\mathcal{C}_1 = vgw + vw$ (see Fig. 4-b). Suppose m_2^* can make use of both v and w , say $m_2^*o_1v$ and $m_2^*o_1w$, to connect nodes on $\overset{\circ}{v}g\overset{\circ}{w}$. We have $r, o_3 \notin V(m_2^*o_1v \cup m_2^*o_1w)$, since \mathcal{P}_1 and \mathcal{P}_2 must traverse r to connect $\overset{\circ}{v}g\overset{\circ}{w}$ when v and w are not used. In addition, it is impossible that $m_2^*o_1v$ and $m_2^*o_1w$ must have an unavoidable common node, say o_2 , with $m_1^*e_1r$; otherwise, m_1^* cannot connect to g when o_2 and r are deleted. Thus, $m_2^*o_1v$ and $m_2^*o_1w$ which do not have common node o_2 can be discovered. Then we reselect \mathcal{C}_2 , i.e., $\mathcal{C}_2 = vo_1w + vw$ with $\mathcal{P}_2 = m_2^*e_2o_1$ and $\mathcal{P}_1 = m_1^*e_1ro_3g$.

(iv). According to (ii) and (iii), \mathcal{P}_1 , \mathcal{P}_2 and \mathcal{C}_2 can be discovered to make sure \mathcal{P}_1 and \mathcal{P}_2 do not have common node r . However, if g and s in Fig. 4-b are the same node (see Fig. 4-c), we can also prove it is impossible. In this case, $V(\mathcal{D}_1) \cap V(\mathcal{D}_2) = \{r\}$ with $m_1, m_2 \notin V(\mathcal{D}_1)$ and $m_1, m_2 \notin V(\mathcal{D}_2)$. For the two cycles, we have $|\mathcal{D}_1| \geq 1$ and $|\mathcal{D}_2| \geq 1$ (since vw is the only common link between \mathcal{C}_1 and \mathcal{C}_2); therefore, nodes in \mathcal{D}_1 (\mathcal{D}_2) without monitoring nodes are separated when r and v (w) are deleted, contradicting Lemma II.3.

(v). Therefore, \mathcal{P}_1 and \mathcal{P}_2 without common nodes can be discovered. Accordingly, it is obvious that \mathcal{P}_1 and \mathcal{P}_2 do not have common links, since a common link means two common nodes (end nodes of this link) between \mathcal{P}_1 and \mathcal{P}_2 . Consequently, \mathcal{P}_1 and \mathcal{P}_2 with $\mathcal{P}_1 \cap \mathcal{P}_2 = \emptyset$ can be discovered.

6) If $L(\mathcal{P}) \cap L(\mathcal{C} - v - w) \neq \emptyset$, simply use the first common node as the end node of \mathcal{P} .

7) We first consider \mathcal{P}_1 . In $\mathcal{G} - m_2^*$, if \mathcal{P}_1 must traverse an end node of vw , say v , to connect m_1^* and a node on $\mathcal{C}_1 - v - w$, then nodes on $\mathcal{C}_1 - v - w$ are disconnected to m_1^* when v and m_2^* are deleted, contradicting Lemma II.3. Thus, it is impossible that \mathcal{P}_1 must traverse an end node of vw . However, if \mathcal{P}_1 cannot avoid one of v and w to connect m_1^* and $\mathcal{C}_1 - v - w$, then two paths can be constructed. Let $ve_1gw + vw$ be \mathcal{C}_1 (see Fig. 4-d). The constructed two paths, connecting m_2^* and g , are $m_2^*e_3tve_1g$ and $m_2^*e_3te_2wg$ with $m_2^*e_3tv \cap ve_1g\overset{\circ}{w} = \emptyset$ and $m_2^*e_3te_2w \cap ve_1g\overset{\circ}{w} = \emptyset$ (If they have intersections, \mathcal{P}_1 does not have to traverse v and w to connect to a node on $\overset{\circ}{v}e_1g\overset{\circ}{w}$). Thus, according to Lemma II.3, g must have a connection to m_1^* , $m_1^*e_4g$, with $m_1^*e_4g \cap m_2^*e_3t = \emptyset$ (if $m_1^*e_4g \cap m_2^*e_3t \neq \emptyset$, then \mathcal{P}_1 does not have to traverse v and w to connect to a node on $\overset{\circ}{v}e_1g\overset{\circ}{w}$). Therefore, \mathcal{C}_2 can be chosen as $\mathcal{C}_2 = vte_2w + vw$ with $\mathcal{P}_2 = m_2^*e_3t$ and $\mathcal{P}_1 = m_1^*e_4g$. These two cycles and paths enable vw to be a non-border-link identifiable via the method proposed in Section IV-B1 of [1]. Therefore, non-border-link vw is capable of constructing two cycles and \mathcal{P}_1 , \mathcal{P}_2 with $v, w \notin V(\mathcal{P}_1)$ and $v, w \notin V(\mathcal{P}_2)$. When considering \mathcal{P}_2 , the same conclusion can be obtained. ■


 Fig. 5. Border link vw and xy cannot be in the same face.

E. Proof of Proposition II.5-(a)

Using the method to calculate Type 1 identifiable link (Section IV-B1 of [1]), all non-border-links in \mathcal{H} can be identified. While for border-links, they can be categorized into two classes: (i) Class 1. $V(\mathcal{C}_1 \cap \mathcal{C}_2) = \{v, w\}$ and all \mathcal{P}_1 must have a common node with $\mathcal{C}_2 - v - w$, and (ii) Class 2. $V(\mathcal{C}_1 \cap \mathcal{C}_2) = \{v, w, r\}$, where r is another unavoidable common node.

Let vw be the border-link in \mathcal{H} and $vw \in L(\mathcal{C}_1)$. All other links on \mathcal{C}_1 can use the same face, because \mathcal{C}'_2 of other links cannot be disconnected to monitoring nodes when \mathcal{C}_1 is deleted.

1) Let vw be a border-link of Class 1.

(i). In Fig. 5-a, suppose xy is border-link of Class 2 on \mathcal{C}_1 , then there is a common node s (there is at most one common node apart from x and y , proved in Lemma II.4) on \mathcal{C}_1 and \mathcal{C}_2^{xy} . Since \mathcal{C}_1 is an induced graph, there must be a node, say v_1 , on sv_1x and a node, say v_2 , on sv_2y . For all paths connecting v_1 and monitoring nodes, they must traverse s or y . Therefore, v_1 cannot have other connections to \mathcal{C}_2 via bypassing s and y . Meanwhile, if v_1 has a path to one monitoring node in $\mathcal{G} \setminus \mathcal{C}_2^{vw}$, then x has a path to the same monitoring node in $\mathcal{G} \setminus \mathcal{C}_2^{vw}$ as well, contradicting the assumption that vw is a Class 1 border-link. Thus, when s and y are deleted, v_1 is separated from m_1 and m_2 , contradicting Lemma II.3. This conclusion also holds

when xy and s have common nodes with vw . As the position of s alters, however, the separated node might change. For instance, when $s = w$, v_2 is separated from m_1 and m_2 when x and w are deleted. Therefore, xy cannot be a border-link of Class 2 on face \mathcal{C}_1 .

(ii). Suppose there is another border-link xy of Class 1 and both \mathcal{C}_2^{vw} and \mathcal{C}_2^{xy} must traverse m_1 and m_2 . Then graph \mathcal{G} can be reorganized as Fig. 5-b, which is composed of component \mathcal{D}_1 , \mathcal{D}_2 , \mathcal{D}_3 and link vw , xy . There is at least one node, say r , in \mathcal{D}_2 , because we have assumed direct link m_1m_2 does not exist in \mathcal{G} . Thus, the graph is disconnected when m_1 and m_2 are deleted, contradicting Lemma II.3. Therefore, it is impossible that \mathcal{C}_2^{vw} and \mathcal{C}_2^{xy} must traverse both m_1 and m_2 .

(iii). Since vw is a Class 1 border-link, all possible \mathcal{P}_1 must intersect \mathcal{C}_2^{vw} . Thus, there exist path $\mathcal{P}_{m_1^*} := \mathcal{P}(m_1^*, v_1)$ and $\mathcal{P}_{m_2^*} := \mathcal{P}(m_2^*, v_2)$ with $v_1, v_2 \in V(\mathcal{C}_2^{vw})$ and $\mathcal{P}_{m_1^*} \cap \mathcal{P}_{m_2^*} = \emptyset$ (If $\mathcal{P}_{m_1^*} \cap \mathcal{P}_{m_2^*} \neq \emptyset$, the common node is a cutvertex). Suppose there is another border-link xy of Class 1 on \mathcal{C}_1 (see Fig. 5-c). Then the associated \mathcal{C}_2^{xy} ($V(\mathcal{C}_2^{xy} \cap \mathcal{C}_1) = \{x, y\}$) must have two intersections (since both vw and xy are Class 1 border-link) with \mathcal{C}_2^{vw} , say r and s (we have proved that r and s cannot be both monitoring nodes in the previous step). Since xy is another Class 1 border-link, if $\mathcal{P}_{m_1^*}$ connects to $\overset{\circ}{r}e_1vw\overset{\circ}{s}$, it must have intersections with $\overset{\circ}{r}e_2\overset{\circ}{s}$, say the intersection is o_3 (the number of intersections maybe greater than one, say both o_2 and o_3). In addition, we have $o_3 \neq r \neq s$, since if o_3 overlaps with r or s , then it means v cannot connect to monitoring nodes when r and s are deleted, which is impossible. In Fig. 5-c, let o_1 be another node, which can be equal to v , on \mathcal{C}_2^{vw} . Now we consider the locations of $\mathcal{P}_{m_1^*}$ and $\mathcal{P}_{m_2^*}$. If $\mathcal{P}_{m_2^*}$ ends at $\overset{\circ}{r}e_3s$ (location @ in Fig. 5-c), then $\mathcal{P}_{m_1^*}$ cannot end at $\overset{\circ}{r}e_1vw\overset{\circ}{s}$, because xy can select $\overset{\circ}{r}e_3s_1y + xy$ as \mathcal{C}_2^{xy} , and then path $m_1^*o_3o_2o_1v$ connecting m_1^* and v does not intersect with the newly selected \mathcal{C}_2^{xy} , resulting xy to be a non-border-link, contradicting the assumption that xy is a border-link. Therefore, $\mathcal{P}_{m_1^*}$ also ends at $\overset{\circ}{r}e_3s$. In this case, however, v is disconnected to monitoring nodes when r and s (r and s cannot be both monitoring nodes) are deleted, contradicting Lemma II.3. Now we change the location of $\mathcal{P}_{m_2^*}$. If no $\mathcal{P}_{m_1^*}$ and $\mathcal{P}_{m_2^*}$ end at $\overset{\circ}{r}e_3s$, then both $\mathcal{P}_{m_1^*}$ and $\mathcal{P}_{m_2^*}$ (location @ in Fig. 5-c) end at $\overset{\circ}{r}e_1vw\overset{\circ}{s}$. In this case, \mathcal{C}_2^{xy} can be reselected, i.e., $\mathcal{C}_2^{xy} = \overset{\circ}{r}e_3s_1y + xy$ with $\mathcal{P}_2^{xy} = m_2^*o_4r$ and $\mathcal{P}_1^{xy} = m_1^*o_3o_2o_1v$. Thus, xy with $\mathcal{P}_1^{xy} \cap \mathcal{P}_2^{xy} = \emptyset$, a Type 1 identifiable link (Section IV-B1 of [1]), is not a border-link, contradicting the assumption of xy being a border-link. This conclusion also holds when $y = w$ (or $x = v$). Thus, \mathcal{C}_1^{vw} cannot have another border-link of Class 1.

2) Let vw be a border-link of Class 2. For vw , suppose all cycles must traverse r , then \mathcal{G} consists of component \mathcal{D}_1 \mathcal{D}_2 and link vw (see Fig. 5-d). In addition, each of \mathcal{D}_1 and \mathcal{D}_2 has a monitoring node in it; otherwise, \mathcal{D}_1 (\mathcal{D}_2) is separated from monitoring nodes when r and v (w) are deleted, contradicting Lemma II.3.

(i). Suppose $xy \in L(\mathcal{D}_2)$ (see Fig. 5-e) is a Class 2 border-link on the same face \mathcal{C}_1 , all \mathcal{C}_2^{xy} must traverse a node, say s ,

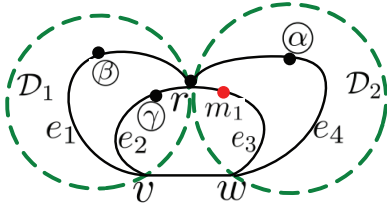


Fig. 6. Border-links and monitoring nodes do not in the same face.

on \mathcal{C}_1 . If s is on $\overset{\circ}{v}\overset{\circ}{s}\overset{\circ}{r}$, \mathcal{D}_1 is further split into two components (\mathcal{D}'_1 and \mathcal{D}''_1), contradicting the claim that \mathcal{C}_1 and \mathcal{C}_2^{xy} cannot have two common nodes. Thus, s cannot be on $\overset{\circ}{v}\overset{\circ}{s}\overset{\circ}{r}$. If $s = r$ or $s = v$ or $s = w$, then path o_1e_1y is required. Since vw is Class 2 border-link, o_1e_1y must traverse r as well, resulting $\mathcal{C}_2^{xy} - xy$ containing a cycle, contradicting the basic requirement in [1]. To avoid employing cycles, \mathcal{C}_2^{xy} must be in \mathcal{D}_2 , in which case nodes, say s (see Fig. 5-d) with $s \in V(\mathcal{C}_1 \cap \mathcal{D}_1)$, on $\mathcal{C}_1 - v - w$ has a connection to m_1 without intersecting \mathcal{C}_2^{xy} . When $s \in V(\overset{\circ}{r}\overset{\circ}{x}\overset{\circ}{y}\overset{\circ}{w})$ ($s \neq x, s \neq y$) or $x = r$ or $y = w$ or $xy \in L(\mathcal{D}_1)$, the same conclusion can be made. Thus, xy cannot be a Class 2 border-link.

(ii). Suppose $xy \in L(\mathcal{D}_2)$ (see Fig. 5-f) is a Class 1 border-link on the same face \mathcal{C}_1 , we have $r = x$ or $r = y$, since \mathcal{C}_1 and \mathcal{C}_2^{xy} cannot have common nodes, apart from x and y . If $r = x$, there should be path re_1y and re_1y cannot have any links outside \mathcal{D}_1 and \mathcal{D}_2 ; therefore, $re_1y \subset \mathcal{D}_2$. In this case, there is a path $\mathcal{P}(m_1^*, v)$ ($r \notin V(\mathcal{P}(m_1^*, v))$). If r must be on $\mathcal{P}(m_1^*, v)$, then v is disconnected to monitoring nodes when r and w are deleted.) connecting m_1^* and v without intersecting re_1y , contradicting the assumption that xy is a Class 1 border-link. The same conclusion can be obtained when $r = y$. Thus, xy cannot be a Class 1 border-link.

Therefore, a face with a border-link cannot have another border-link. ■

F. Proof of Proposition II.5-(b)

If vw belongs to Class 1, then all paths connecting nodes on $\mathcal{C}_1 - v - w$ and monitoring nodes must intersect \mathcal{C}_2 . Therefore, m_1 and m_2 cannot be on \mathcal{C}_1 . If vw belongs to Class 2 and all paths (besides direct link vw) connecting v and w must traverse a monitoring node, say m_1 , then it means $r = m_1$ in Fig. 5-d. Thus, m_2 is in either \mathcal{D}_1 or \mathcal{D}_2 (each component at least has two links; otherwise, the single link becomes a bridge when vw is deleted). Suppose m_2 is in \mathcal{D}_1 , then \mathcal{D}_2 is separated from monitoring nodes when r ($r = m_1$) and v are deleted, contradicting Lemma II.3. Then obviously, it is impossible that \mathcal{C}_1 must traverse both m_1 and m_2 . Now suppose either m_1 or m_2 must be on \mathcal{C}_1 . Without loss of generality, let $m_1 \in V(\mathcal{D}_2)$ be on \mathcal{C}_1 (see Fig. 6). If m_2 is at location $\textcircled{\alpha}$, then \mathcal{D}_1 is separated from monitoring nodes when r and w are deleted. If m_2 is at location $\textcircled{\beta}$, then $\mathcal{C}_1 = ve_2re_4w + vw$ is reselected. If m_2 is at location $\textcircled{\gamma}$, then $\mathcal{C}_1 = ve_1re_4w + vw$ is reselected. Therefore, for every border-link $vw \in \overline{L}(\mathcal{H})$, it can discover a face without traversing m_1 and m_2 . ■

G. Proof of Proposition II.5-(c)

$\mathcal{P}(m_1^*, v)$ and $\mathcal{P}(m_2^*, w)$ exist, since \mathcal{G} is a 2-vertex-connected graph. If $\mathcal{P}(m_1^*, v) \cap \mathcal{P}(m_2^*, w) \neq \emptyset$, let $r \in V(\mathcal{P}(m_1^*, v) \cap \mathcal{P}(m_2^*, w))$, then v and w cannot connect to m_1^* or m_2^* when r is deleted, contradicting Lemma II.3. Based on Proposition II.5-(b), $m_1^*, m_2^* \notin V(\mathcal{C}_1)$. If $\mathcal{P}(m_1^*, v) \overset{\circ}{v}$ must have a common node, say s , with \mathcal{C}_1 , then m_1^* cannot connect to v when s is deleted. Thus, $\mathcal{P}(m_1^*, v)$ with $\mathcal{P}(m_1^*, v) \overset{\circ}{v} \cap \mathcal{C}_1 = \emptyset$ can be found. Analogously, $\mathcal{P}(m_2^*, w)$ with $\mathcal{P}(m_2^*, w) \overset{\circ}{w} \cap \mathcal{C}_1 = \emptyset$ can also be found. ■

REFERENCES

- [1] L. Ma, T. He, K. Leung, D. Towsley, and A. Swami, "Topological constraints on identifying additive link metrics via end-to-end paths measurements," in *Annual Conference of The International Technology Alliance (ACITA)*, 2012.
- [2] R. Diestel, *Graph theory*. Springer-Verlag Heidelberg, New York, 2005.