

Multilayer Haldane model

Xi Wu,^{1,*} C.X. Zhang,^{1,†} and M. A. Zubkov^{1,‡}

¹*Physics Department, Ariel University, Ariel 40700, Israel*

We propose the model of layered materials, in which each layer is described by the conventional Haldane model, while the inter - layer hopping parameter corresponds to the ABC stacking. We calculate the topological invariant N_3 for the resulting model, which is responsible for the conductivity of intrinsic quantum Hall effect. It has been shown that in a certain range of the values of interlayer hopping parameter, the value of N_3 is equal to the number of layers multiplied by the topological invariant of each layer. At the same time this value may be calculated using the low energy effective theory.

I. INTRODUCTION

Quantum Hall Effect (QHE) [1–3] is one of the most remarkable phenomena in solid state physics. The quantization of Hall conductivity is so precise that it may be used as an etalon of its physical unit. The quantization is provided by the topological properties of matter. Originally the QHE has been considered in the presence of external magnetic field. Later the models of intrinsic anomalous QHE have been proposed, in which the QHE exists without external magnetic field. The very first model of this type is the so - called Haldane model [4]. It reveals correspondence with the tight - binding model of single - layer graphene [5]. Several extra terms are added to the latter model that provide a non - trivial band topology resulted in the QHE. The Haldane model itself does not describe any real materials. However, qualitatively it describes the wide class of two - dimensional solids - state systems called now Chern insulators [6, 7].

The quantum Hall conductivity of intrinsic QHE may be expressed through the topological invariant N_3 composed of the two - point Green function [8–10]. This invariant is also relevant for the description of topological phenomena in Helium-3 superfluid [11]. As well as the ordinary QHE the intrinsic QHE may be both integer and fractional [6, 7]. In the majority of solid state systems the values of N_3 are 0, 1, -1 . Larger values of N_3 are more rare. The systems with arbitrary values of the topological invariant have been considered, for example, in [12, 13].

In the present paper we propose the model of two - dimensional layered systems based on the analogy to the multi - layer graphene [14–16]. Various multi - layered systems are well - known in solid - state physics (see, for example, [17] and references therein). The model considered in our present paper may be called the multilayer Haldane model (with ABC stacking). We demonstrate that its value of N_3 is equal to the topological invariant of conventional (mono - layer) Haldane model multiplied by the number of layers, for a finite value of the inter - layer hopping parameter. As it was mentioned above, the Haldane model is defined on the hexagonal lattice. Therefore, our multi - layer Haldane Hamiltonian is related to the mono - layer Haldane Hamiltonian in the way similar to the models of multi - layer graphene [14–16]. Notice that according to [23], Chern insulators are not practical for constructing devices if they have a single edge gapless mode because of large contact resistance. Correspondingly, it would be important to propose materials with large values of topological invariant N_3 , which results in the large number of gapless edge modes.

This paper is organized as following. In Sec (II) we present the n-layer Haldane model with ABC stacking; in Sec (III) we calculate the topological invariant in two limits, the first in which the inter - layer hopping parameter vanishes and the second in which the inter - layer hopping parameter is much larger than the gap of the monolayer Haldane model; in Sec (IV) we study the band structure and prove that the bands do not close for a finite value of inter - layer hopping; in Sec (V) we make conclusions.

* wuxi5949@gmail.com

† zhang12345s@sina.com

‡ mikhailzu@ariel.ac.il

II. THE MULTI - LAYER HALDANE MODEL

In the case of ABC stacking, the multi - layer Haldane Hamiltonian is given by

$$\mathbb{H}_n = \begin{bmatrix} H_1 & \mathbf{t}^T & & \\ \mathbf{t} & H_1 & \mathbf{t}^T & \\ & \mathbf{t} & H_1 & \mathbf{t}^T \\ & & \cdots & \\ & & \mathbf{t} & H_1 \end{bmatrix}_{2n \times 2n}, \quad (1)$$

Here $\mathbf{t} = \begin{bmatrix} 0 & t_\perp \\ 0 & 0 \end{bmatrix}$, while t_\perp is the inter - layer hopping parameter. H_1 is the Hamiltonian of mono - layer Haldane model

$$H_1 = h_0\sigma_0 + h_1\sigma_1 + h_2\sigma_2 + h_3\sigma_3, \quad (2)$$

where

$$h_0 = 2t_2 \cos \phi \sum_i \cos(\mathbf{p} \cdot \mathbf{b}_i) \quad (3)$$

$$h_1 = t_1 \sum_i \cos(\mathbf{p} \cdot \mathbf{a}_i) \quad (4)$$

$$h_2 = t_1 \sum_i \sin(\mathbf{p} \cdot \mathbf{a}_i) \quad (5)$$

$$h_3 = M - 2t_2 \sin \phi \sum_i \sin(\mathbf{p} \cdot \mathbf{b}_i). \quad (6)$$

The vectors \mathbf{a}_i 's and \mathbf{b}_j 's satisfy

$$\begin{aligned} |\mathbf{a}_1| &= |\mathbf{a}_2| = |\mathbf{a}_3| = a \\ \cos\langle \mathbf{a}_1, \mathbf{a}_2 \rangle &= \cos\langle \mathbf{a}_2, \mathbf{a}_3 \rangle = \cos\langle \mathbf{a}_3, \mathbf{a}_1 \rangle = -\frac{1}{2} \\ \mathbf{b}_i &= \frac{1}{2}\epsilon_{ijk}(\mathbf{a}_j - \mathbf{a}_k). \end{aligned} \quad (7)$$

We can also represent the Hamiltonian of the multi - layer system as follows

$$\mathbb{H}_n = h_0\sigma_0 + \sum_{i=1,2,3} h_i\sigma_i + \hat{Y}t_\perp, \quad (8)$$

where

$$\hat{Y} = \begin{bmatrix} 0 & y^T & & \\ y & 0 & y^T & \\ & y & 0 & y^T \\ & & \cdots & \\ & & y & 0 \end{bmatrix}_{2n \times 2n}, \quad (9)$$

with

$$y = \begin{bmatrix} 0 & 1 \\ 0 & 0 \end{bmatrix}$$

while by σ_i we denote the "repeated" Pauli matrices:

$$\sigma_i = \begin{bmatrix} \sigma_i & & & \\ & \sigma_i & & \\ & & \sigma_i & \\ & & & \cdots \\ & & & & \sigma_i \end{bmatrix}_{2n \times 2n}, \quad (10)$$

Commutation relations follow:

$$\begin{aligned}
\{\sigma_i, \sigma_j\} &= 2\delta_{ij}, \quad i, j = 0, 1, 2, 3 \\
\{\sigma_0, \sigma_j\} &= 2\sigma_j, \quad j = 1, 2, 3 \\
\{\sigma_3, \hat{Y}\} &= 0 \\
\{\sigma_1, \hat{Y}\} &= \Sigma_1 \\
\{\sigma_2, \hat{Y}\} &= \Sigma_2 \\
\{\sigma_0, \hat{Y}\} &= 2\hat{Y} \\
\hat{Y}^2 &= 1_{\pm}
\end{aligned} \tag{11}$$

where

$$1_{\pm} = \begin{bmatrix} 1_{-} & & & \\ & 1 & & \\ & & 1 & \\ & & & \dots \\ & & & & 1_{+} \end{bmatrix}_{2n \times 2n}, \tag{12}$$

with

$$\begin{aligned}
1_{-} &= \begin{bmatrix} 0 & 0 \\ 0 & 1 \end{bmatrix} \\
1_{+} &= \begin{bmatrix} 1 & 0 \\ 0 & 0 \end{bmatrix}
\end{aligned}$$

while

$$\Sigma_1 = \begin{bmatrix} 0 & 1 & & \\ 1 & 0 & 1 & \\ & 1 & 0 & 1 \\ & & \dots & \\ & & 1 & 0 \end{bmatrix}_{2n \times 2n}, \tag{13}$$

and

$$\Sigma_2 = \begin{bmatrix} 0 & -i & & \\ i & 0 & -i & \\ & i & 0 & -i \\ & & \dots & \\ & & i & 0 \end{bmatrix}_{2n \times 2n}. \tag{14}$$

III. TOPOLOGICAL INVARIANT FOR HALL CONDUCTIVITY

The topological invariant [8–10] responsible for the conductivity of intrinsic QHE, is defined as follows

$$\mathcal{N}[\mathbb{G}] = \frac{1}{3!} \int \frac{d^3 p}{(2\pi)^2} \epsilon^{ijk} \text{Tr}(\mathbb{G} \partial_i \mathbb{G}^{-1} \mathbb{G} \partial_j \mathbb{G}^{-1} \mathbb{G} \partial_k \mathbb{G}^{-1}). \tag{15}$$

It is proportional to Hall conductivity: $\sigma_H = \frac{\mathcal{N}[\mathbb{G}]}{2\pi}$. In these expressions \mathbb{G} is the two - point Green function of electrons. This topological invariant defined through Green's function is equivalent to the usual Chern number description when interactions are absent. Starting from Eq. (14), the inverse of Green's function in multilayer Haldane model (with n layers) can be written as

$$\mathbb{G}^{-1} = \begin{bmatrix} Q & \mathbf{t}^T & & \\ \mathbf{t} & Q & \mathbf{t}^T & \\ & \mathbf{t} & Q & \mathbf{t}^T \\ & & \dots & \\ & & \mathbf{t} & Q \end{bmatrix}_{2n \times 2n}, \tag{16}$$

where $Q = i\omega - H_1$. In this section, we consider two limits of the interlayer hopping t_\perp when the value of topological invariant is easy to compute and found that they are the same. Since the band do not close for all finite t_\perp (at least for the case $\cos\phi = 0$, see Sect. IV), we understand that the value of topological invariant remains the same when $\cos\phi$ does not deviate strongly from zero.

A. Interlayer hopping zero limit

First we consider the limit when the interlayer hopping is zero, namely $t_\perp = 0$. Eq. (16) becomes

$$\mathbb{G}^{-1} = \begin{bmatrix} Q & & & \\ & Q & & \\ & & Q & \\ & & & \dots \\ & & & & Q \end{bmatrix}_{2n \times 2n}. \quad (17)$$

The matrix \mathbb{G} becomes a direct tensor product of the other matrices Q . If a matrix \mathbb{G} is a direct tensor product of the two other matrices G_1 and G_2 , then the topological invariant, or the winding number, of \mathbb{G} will be the sum of the topological invariant of G_1 and that of G_2 . Namely, if $\mathbb{G} = \begin{bmatrix} G_1 & 0 \\ 0 & G_2 \end{bmatrix}$, then $N[\mathbb{G}] = N[G_1] + N[G_2]$ [18].

The proof is trivial. Namely, we have $\mathbb{G}^{-1} = \begin{bmatrix} G_1^{-1} & 0 \\ 0 & G_2^{-1} \end{bmatrix}$,

$$\begin{aligned} \mathcal{N}[\mathbb{G}] &= \frac{1}{3!} \int \frac{d^3p}{(2\pi)^2} \epsilon^{ijk} \text{Tr}(\mathbb{G} \partial_i \mathbb{G}^{-1} \mathbb{G} \partial_j \mathbb{G}^{-1} \mathbb{G} \partial_k \mathbb{G}^{-1}) \\ &= \frac{1}{3!} \int \frac{d^3p}{(2\pi)^2} \epsilon^{ijk} \text{Tr} \left(\begin{bmatrix} G_1 & 0 \\ 0 & G_2 \end{bmatrix} \partial_i \begin{bmatrix} G_1^{-1} & 0 \\ 0 & G_2^{-1} \end{bmatrix} \right. \\ &\quad \left. \begin{bmatrix} G_1 & 0 \\ 0 & G_2 \end{bmatrix} \partial_j \begin{bmatrix} G_1^{-1} & 0 \\ 0 & G_2^{-1} \end{bmatrix} \begin{bmatrix} G_1 & 0 \\ 0 & G_2 \end{bmatrix} \partial_k \begin{bmatrix} G_1^{-1} & 0 \\ 0 & G_2^{-1} \end{bmatrix} \right) \\ &= \frac{1}{3!} \int \frac{d^3p}{(2\pi)^2} \epsilon^{ijk} \text{Tr}(G_1 \partial_i G_1^{-1} G_1 \partial_j G_1^{-1} G_1 \partial_k G_1^{-1} + G_2 \partial_i G_2^{-1} G_2 \partial_j G_2^{-1} G_2 \partial_k G_2^{-1}) \\ &= \mathcal{N}[G_1] + \mathcal{N}[G_2]. \end{aligned} \quad (18)$$

Therefore,

$$\mathcal{N}[\mathbb{G}_n] = n\mathcal{N}[G]. \quad (19)$$

One can see that without the inter - layer hopping, the n-layer Haldane model would have the topological invariant with the value equal to the sum of the topological invariants of each layer.

B. Effective low energy theory

Let's consider the case when the interlayer hopping parameter is much larger than the gap of the monolayer Haldane model. This corresponds qualitatively to the real situation that takes place in multilayer graphene [5]. In such a case, there is an effective description in which the topological invariant can be directly computed. At the would - be Fermi points Fermi point K and K' of graphene the off-diagonal parts of the Hamiltonian for the monolayer Haldane model vanish. In the small vicinity of K we can write the Hamiltonian of monolayer Haldane model as (the similar expression will be at the K' point):

$$H_1 = \begin{bmatrix} h_0 + h_3 & v\pi^\dagger \\ v\pi & h_0 - h_3 \end{bmatrix}, \quad (20)$$

where $\pi = (p_1 - K_1) + i(p_2 - K_2)$, and

$$h_3 = M - 2t_2 \sin\phi \sum_i \sin(\mathbf{p} \cdot \mathbf{b}_i),$$

$$h_0 = 2t_2 \cos \phi \sum_i \cos(\mathbf{p} \cdot \mathbf{b}_i),$$

h_3 is nonzero in a vicinity of K . The interlayer hopping parameter is much larger than the gap, which gives that $t_\perp \gg |h_3|$ or $t_\perp \gg t_2, M$. At this point we assume that the gap remains open in the given model, and the Fermi energy is inside the gap.

Let us show now that the effective 2×2 low energy Hamiltonian of the n -layer Haldane model has the form

$$H_n^{eff} = \begin{bmatrix} h_3^{(n)} & h^{(n)}(v\pi^\dagger)^n \\ h^{(n)}(v\pi)^n & -h_3'^{(n)} \end{bmatrix}, \quad (21)$$

using the mathematical induction similar to that of [16]. Here certain functions $h^{(n)}, h_3'^{(n)}, h_3^{(n)}$ depend on the size of the matrix. First, indeed the monolayer Haldane model has such a form. Next, suppose that the n -layer Haldane model has the effective 2×2 low energy Hamiltonian with the form given by Eq. (21). Adding one more layer to the n -layer Haldane model, we obtain the Hamiltonian of the resulting model:

$$\begin{bmatrix} h_3^{(n)} & h^{(n)}(v\pi^\dagger)^n & & \\ h^{(n)}(v\pi)^n & -h_3'^{(n)} & t_\perp & \\ & t_\perp & h_3^{(1)} & v\pi^\dagger \\ & & v\pi & -h_3'^{(1)} \end{bmatrix}. \quad (22)$$

The transformation based on the following matrix

$$S = \begin{bmatrix} 1 & & & \\ & 1 & & \\ & & 1 & \\ & & & 1 \end{bmatrix}$$

brings the Hamiltonian to the following form

$$\begin{bmatrix} h_3^{(n)} & & h^{(n)}(v\pi^\dagger)^n & \\ & -h_3'^{(1)} & v\pi & \\ & v\pi^\dagger & h_3^{(1)} & t_\perp \\ h^{(n)}(v\pi)^n & & t_\perp & -h_3'^{(n)} \end{bmatrix} = \begin{bmatrix} (H_{PP})_{2 \times 2} & (H_{PQ})_{2 \times 2} \\ (H_{QP})_{2 \times 2} & (H_{QQ})_{2 \times 2} \end{bmatrix}. \quad (23)$$

We can consider H_{PQ} and H_{QP} as perturbations in a vicinity of $\pi = 0$, when $t_\perp \gg |h_3|$. Then according to the degenerate state perturbation theory the effective 2×2 Hamiltonian is given by

$$H^{eff} \approx H_{PP} - H_{PQ} \frac{1}{H_{QQ}} H_{QP}. \quad (24)$$

Applying Eq. (24) to Eq. (23) we get the the effective 2×2 low energy Hamiltonian of the $(n+1)$ - layer Haldane model of the form of Eq. (21), in which functions $h^{(n)}, h_3'^{(n)}, h_3^{(n)}$ are defined by recursive relations:

$$\begin{aligned} h_3^{(1)} &= h_3 + h_0, & h^{(1)} &= 1, & h_3'^{(1)} &= h_3 - h_0 \\ h_3^{(n+1)} &= h_3^{(n)} + h_0 + \frac{|v\pi|^{2n} (h^{(n)})^2 (h_3 + h_0)}{t_\perp^2 + (h_3 + h_0)(h_3'^{(n)} - h_0)} \\ h^{(n+1)} &= -\frac{t_\perp h^{(n)}}{t_\perp^2 + (h_3 + h_0)(h_3'^{(n)} - h_0)} \\ h_3'^{(n+1)} &= h_3 - h_0 + \frac{|v\pi|^2}{t_\perp^2 + (h_3 + h_0)(h_3'^{(n)} - h_0)} (h_3'^{(n)} - h_0) \end{aligned} \quad (25)$$

Recall that $t_\perp \gg h_3$. In the following we consider small vicinity of K , where $|v\pi| \ll t_\perp$. One can see, that function $h^{(n)}$ in this vicinity is close to the constant $\frac{1}{(-t_\perp)^{n-1}}$, while $h_3^{(n)}$ is close to function $h_3 + h_0$, which remains almost constant in this vicinity.

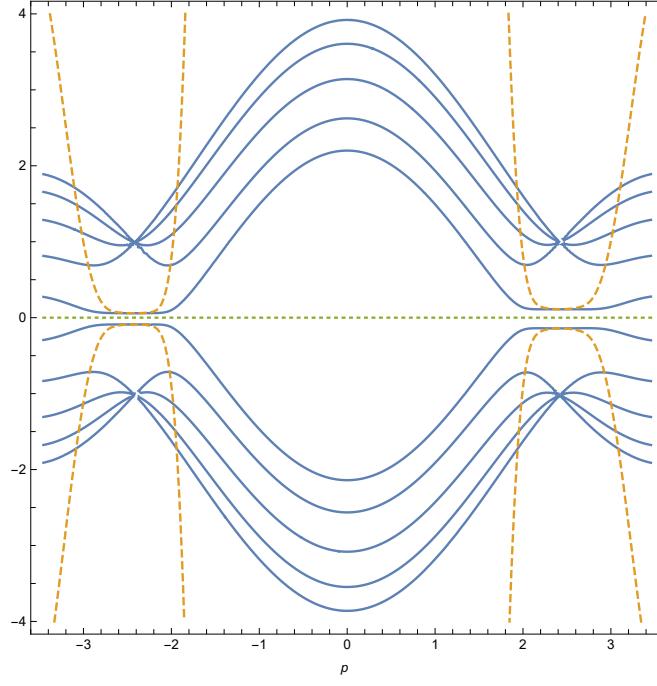


FIG. 1. Dependence of energy on momentum p_y at $p_x = 0$ in the units of t_1 for the 5 - layer Haldane model at $2t_2 \cos \phi = 2t_2 \sin \phi = 0.01 t_1$, $M = 0.1 t_1$, $t_\perp = t_1$. The orange dashed line represents the energy bands of effective low energy theory. The green dotted line represents the line of zero energy $E = 0$ counted from the Fermi level.

C. Topological invariant for the low energy effective theory

If the gap is not closed when the value of t_\perp is increased from zero to the given value, we may deform the Hamiltonian smoothly to the form, in which it is equal to

$$H_{n+1}^{eff} = \begin{bmatrix} h_0 + h_3 & h^{(n+1)}(v\pi^\dagger)^{n+1} \\ h^{(n+1)}(v\pi)^{n+1} & h_0 - h_3 \end{bmatrix}. \quad (26)$$

It is possible to make this deformation in such a way that the poles of the Green function do not appear. Therefore, the given deformation cannot lead to modification of the topological number under consideration [12, 19]:

$$N[H] = \frac{1}{4\pi} \int d^2 \mathbf{p} \epsilon^{abc} \hat{h}_a \partial_{p_x} \hat{h}_b \partial_{p_y} \hat{h}_c, \quad (27)$$

where

$$\hat{h}_a = \frac{g_a}{\sqrt{\sum_a g_a^2}}$$

and $g_3 = h_3$, $g_1 + iq_2 = h^{(n+1)}(v\pi^\dagger)^{n+1}$, h_0 does not contribute. From Eq.(27) we can understand that by stripping the same positive function from all the coefficients, we do not change the value of the topological invariant. Thus, we can use an even more simple Hamiltonian

$$H_{n+1}^{eff} = \begin{bmatrix} \frac{h_3}{|h^{(n+1)}|} & \text{sgn}(h^{(n+1)})(v\pi^\dagger)^{n+1} \\ \text{sgn}(h^{(n+1)})(v\pi)^{n+1} & -\frac{h_3}{|h^{(n+1)}|} \end{bmatrix}. \quad (28)$$

Moreover, the simultaneous change of the signs of h_1 and h_2 will not affect the topological invariant. Therefore, we do not need to worry about the sign of $h^{(n+1)}$, and get a further simplified Hamiltonian with the same value of the topological invariant as that of Eq.(28)

$$H_{n+1}^{eff} = \begin{bmatrix} \frac{h_3}{|h^{(n+1)}|} & (v\pi^\dagger)^{n+1} \\ (v\pi)^{n+1} & -\frac{h_3}{|h^{(n+1)}|} \end{bmatrix}. \quad (29)$$

This can already be put into Eq. (27) for the direct computation, i.e. we set $g_3 = \frac{h_3}{|h^{(n+1)}|}$, $g_1 + iq_2 = (v\pi^\dagger)^{n+1}$. The result is

$$N[H_{n+1}^{eff}] = (n+1)N[H_1]. \quad (30)$$

The similar procedure can be applied to the vicinity of the K' point. Finally, we obtain that the topological invariant (and thus the Hall conductivity) for the low energy effective theory is equal to the number of the layers times the value of topological invariant (the Hall conductivity) of monolayer Haldane model. This pattern is illustrated by Fig. 1.

IV. BAND STRUCTURES

From Sect. II, the propagator of multi-layer Haldane model may be represented as

$$\begin{aligned} \mathbb{G}_n &= ((\mathcal{E} - h_0)\sigma_0 - \sum_{i=1,2,3} h_i\sigma_i - \hat{Y}t_\perp)^{-1} \\ &= ((\mathcal{E} - h_0)\sigma_0 + \sum_{i=1,2,3} h_i\sigma_i + \hat{Y}t_\perp) \left((\mathcal{E} - h_0)^2 - \sum_{i=1,2,3} h_i^2 - t_\perp^2 1_\pm - t_\perp \Sigma_1 h_1 - t_\perp \Sigma_2 h_2 \right)^{-1} \end{aligned} \quad (31)$$

The energy levels \mathcal{E} are given by solutions of equation

$$0 = \det \left((\mathcal{E} - h_0)^2 - \sum_{i=1,2,3} h_i^2 - t_\perp^2 1_\pm - t_\perp \Sigma_1 h_1 - t_\perp \Sigma_2 h_2 \right) \quad (32)$$

or

$$0 = \det_n(\mathcal{E})$$

where

$$\det_n(\mathcal{E}) = \det \begin{bmatrix} F_-(\mathcal{E}) & -t_\perp(h_1 - ih_2) & & & \\ -t_\perp(h_1 + ih_2) & F(\mathcal{E}) & -t_\perp(h_1 - ih_2) & & \\ 0 & -t_\perp(h_1 + ih_2) & F(\mathcal{E}) & -t_\perp(h_1 - ih_2) & \\ & & \dots & & \\ & & -t_\perp(h_1 + ih_2) & F_+(\mathcal{E}) & \end{bmatrix}_{2n \times 2n}, \quad (33)$$

and

$$F(\mathcal{E}) = (\mathcal{E} - h_0)^2 - \sum_{i=1,2,3} h_i^2 - t_\perp^2$$

$$F_+(\mathcal{E}) = (\mathcal{E} - h_0)^2 - \sum_{i=1,2,3} h_i^2 - t_\perp^2 1_+$$

$$F_-(\mathcal{E}) = (\mathcal{E} - h_0)^2 - \sum_{i=1,2,3} h_i^2 - t_\perp^2 1_-$$

From now on, we limit our discussion to the situation when $h_0 = \text{constant}$ by setting $\cos \phi = 0$. In such situation, the gap of $\mathcal{E} - h_0$ is the same as the gap of the energy \mathcal{E} of the system. Let us consider, for example, the particular case $n = 2$. Then $d_2(\mathcal{E})$ is

$$\det_2(\mathcal{E}) = \det \begin{bmatrix} F_-(\mathcal{E}) & -t_\perp(h_1 - ih_2) \\ -t_\perp(h_1 + ih_2) & F_+(\mathcal{E}) \end{bmatrix}_{4 \times 4} \quad (34)$$

$$= \det(F_-(\mathcal{E})F_+(\mathcal{E}) - t_\perp^2(h_1^2 + h_2^2)). \quad (35)$$

The energy bands can be found analytically:

$$\mathcal{E} = h_0 \pm \sqrt{\sum_{i=1,2,3} h_i^2 + \frac{t_\perp^2}{2} \left(1 \pm \sqrt{1 + 4 \frac{h_1^2 + h_2^2}{t_\perp^2}}\right)} \quad (36)$$

By observing that the inequality

$$t_\perp^2 \left(\frac{h_1^2 + h_2^2 + h_3^2}{t_\perp^2} + \frac{1}{2} \right) \geq \frac{t_\perp^2}{2} \sqrt{1 + 4 \frac{h_1^2 + h_2^2}{t_\perp^2}} \quad (37)$$

always holds, and the “=” happens only when $t_\perp \rightarrow \infty$ and $h_3(p_1, p_2) = 0$. One can see, that when the value of t_\perp is increased from zero, the gap is not closed as far as t_\perp is finite. However, it becomes infinitely close to zero at $t_\perp \rightarrow \infty$ at the points, where $h_3(p_1, p_2) = 0$. Such points do exist if the corresponding monolayer Haldane model has nonzero topological invariant. For $n > 2$, it is difficult to get the explicit expression of energy bands, however, we can still show whether there is a gap closing: if $d_n(\mathcal{E} = h_0)$ is nonzero always, we can say that there is no gap closing. And this is the case. In the following, we give one more examples of $n = 3$ and then give a proof for generic n . The computation of Eq. (33) is given in Appendix A.

For $n = 3$

$$\det_3(\mathcal{E}) = \det \begin{bmatrix} F_-(\mathcal{E}) & -t_\perp(h_1 - ih_2) & \\ -t_\perp(h_1 + ih_2) & F(\mathcal{E}) & -t_\perp(h_1 - ih_2) \\ 0 & -t_\perp(h_1 + ih_2) & F_+(\mathcal{E}) \end{bmatrix}_{6 \times 6} \quad (38)$$

$$= \det(F_-(\mathcal{E})F(\mathcal{E})F_+(\mathcal{E}) - t_\perp^2(h_1^2 + h_2^2)(F_-(\mathcal{E}) + F_+(\mathcal{E})), \quad (39)$$

and

$$\det_3(\mathcal{E} = h_0) = h_3^2 t_\perp^4 + 2h_3^2 \sum_i h_i^2 t_\perp^2 + \left(\sum_i h_i^2 \right)^3 > 0 \quad (40)$$

which implies that the gap will remain open when $t_\perp < \infty$. The energy spectra of 3-layered Haldane model are shown in Fig.2.

Now let us consider the case of generic n . For convenience we denote

$$A := -F(\mathcal{E} = h_0) > 0 \quad B := -t_\perp(h_1 - ih_2) \quad C := -t_\perp(h_1 + ih_2). \quad (41)$$

We find that from Eq. (A30)

$$2\sqrt{A^2 - 4BC} \det_n(\mathcal{E} = h_0) = (A^2 - t_\perp^2 A - 2BC) \left(\left(\frac{A + \sqrt{A^2 - 4BC}}{2} \right)^{n-1} - \left(\frac{A - \sqrt{A^2 - 4BC}}{2} \right)^{n-1} \right) \\ + (A - t_\perp^2) \sqrt{A^2 - 4BC} \left(\left(\frac{A + \sqrt{A^2 - 4BC}}{2} \right)^{n-1} + \left(\frac{A - \sqrt{A^2 - 4BC}}{2} \right)^{n-1} \right). \quad (42)$$

We omitted the symbol “det” in the up equation since A, B, C are proportional to the identity matrix. Despite of its complicated form, we can prove that indeed $\det_n(\mathcal{E} = h_0) > 0$. Denote

$$X := A^2 - t_\perp^2 A - 2BC, \quad Y := (A - t_\perp^2) \sqrt{A^2 - 4BC}, \quad (43)$$

Eq. (42) becomes

$$2\sqrt{A^2 - 4BC} \det_n(\mathcal{E} = h_0) = (Y + X) \left(\frac{A + \sqrt{A^2 - 4BC}}{2} \right)^{n-1} + (Y - X) \left(\frac{A - \sqrt{A^2 - 4BC}}{2} \right)^{n-1} \geq 0 \quad (44)$$

because

$$A + \sqrt{A^2 - 4BC} > 0, \\ A - \sqrt{A^2 - 4BC} \geq 0, \\ Y \geq \pm X, \quad (45)$$

because

$$Y^2 - X^2 = 4t_\perp^4 (h_1^2 + h_2^2) h_3^2 \geq 0 \quad (46)$$

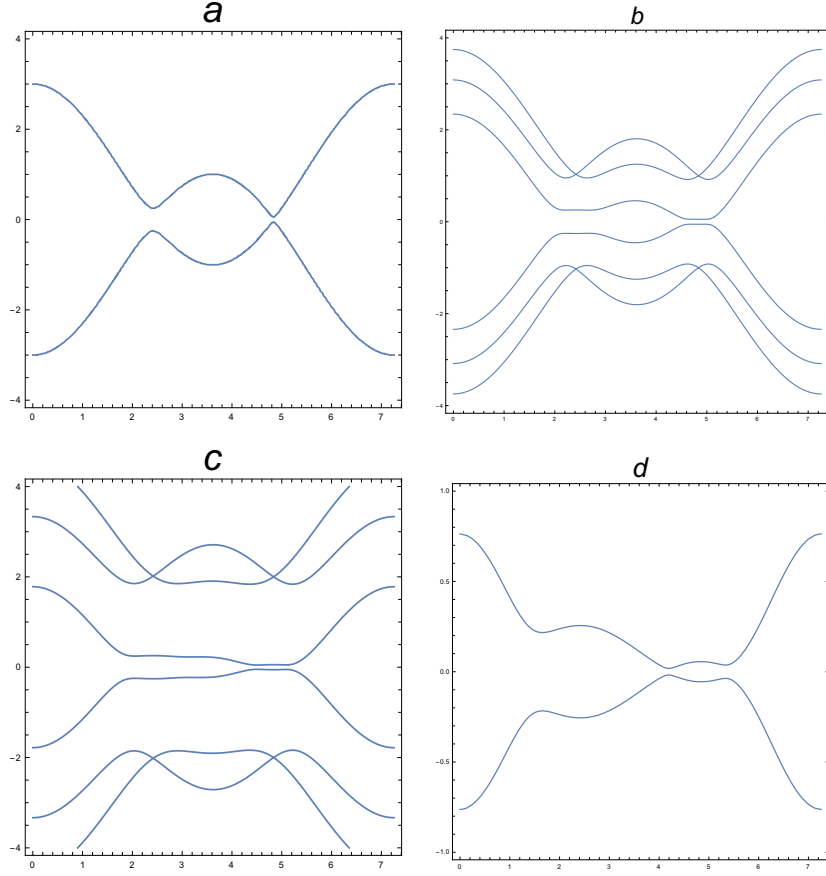


FIG. 2. Energy spectra of three-layer Haldane model with $\cos \phi = 0$, $t_1 = 1$, $M = 0.1$, $t_2 = 0.03$. From *a* to *d*, $t_\perp = 0, 1, 2, 5$ respectively.

and

$$Y = \sum_i h_i^2 \sqrt{(\sum_i h_i^2 - t_\perp^2)^2 + 4h_3^2 t_\perp^2} \geq 0. \quad (47)$$

Eq. (44) tells us that

$$\det_n(\mathcal{E} = h_0) \geq 0. \quad (48)$$

Next we are going to show that the “=” cannot hold so there is no band closing for finite t_\perp . The necessity condition for $\det_n(\mathcal{E} = h_0) = 0$ is, from Eq. (44),

$$(Y + X)\left(\frac{A + \sqrt{A^2 - 4BC}}{2}\right)^{n-1} + (Y - X)\left(\frac{A - \sqrt{A^2 - 4BC}}{2}\right)^{n-1} = 0, \quad (49)$$

which can be satisfied only when

$$\begin{cases} Y + X = 0 \\ A - \sqrt{A^2 - 4BC} = 0 \end{cases} \quad (50)$$

or

$$\begin{cases} Y + X = 0 \\ Y - X = 0. \end{cases} \quad (51)$$

The two equations in Eq. (50) can not be satisfied simultaneously, while Eq. (51) give

$$A^2 = 4BC. \quad (52)$$

Considering the limit

$$A^2 - 4BC \rightarrow 0, \quad (53)$$

from Eq. (42) we derive

$$\det_n(\mathcal{E} = h_0) \rightarrow 2 \sum_i h_i^2 \left(\frac{\sum_i h_i^2 + t_\perp^2}{2} \right)^{n-1} > 0. \quad (54)$$

So finally we conclude that for any finite value of t_\perp

$$\det_n(\mathcal{E} = h_0) > 0. \quad (55)$$

This means that the gap does not close for any n layer Haldane model. Thus the value of topological invariant remains the same when we tune t_\perp . Our discussion in this section is based on the assumption $\cos \phi = 0$. But this may be loosened by assuming the order of $\cos \phi$ is smaller than 1 so that h_0 is almost flat in the Brillouin zone comparing with the change of h_1 h_2 h_3 .

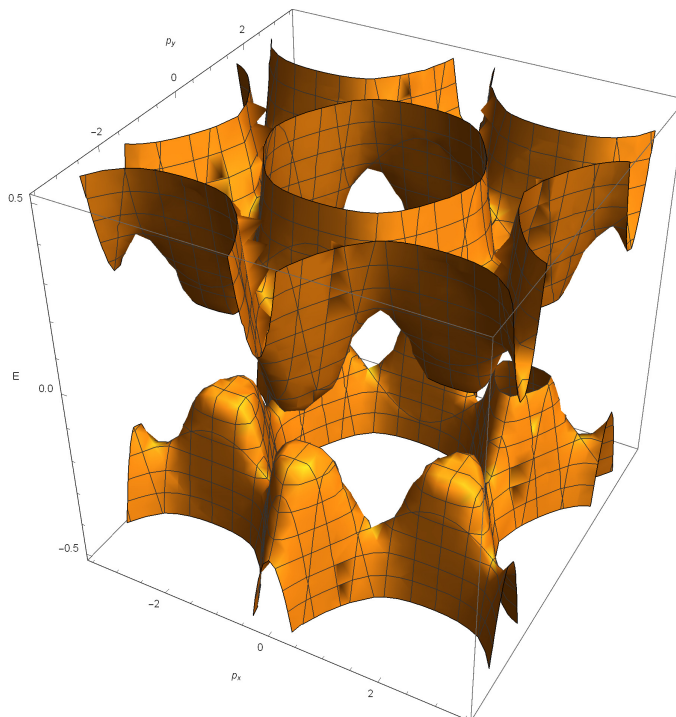


FIG. 3. Dependence of energy on momenta in the units of t_1 (the lowest bands) for the 5 - layer Haldane model at $2t_2 \cos \phi = 2t_2 \sin \phi = 0.01 t_1$, $M = 0.1 t_1$, $t_\perp = t_1$.

V. CONCLUSIONS

In this paper, we have studied the topological invariant and the band structure responsible for the intrinsic QHE conductivity of the multilayer Haldane model with ABC stacking. We considered two limits of interlayer hopping when it is zero and when it is sufficiently large, given also by the effective low energy model containing only two energy bands. We showed that in both cases, the value of the topological invariant is equal to the number of layers times the value of the topological invariant of monolayer Haldane model for finite values of interlayer hopping parameter. Moreover we showed that the band do not close for arbitrary finite value of interlayer hopping when $h_0 = 0$ or almost constant.

It is worth mentioning, that in our analysis we disregard completely the consideration of both inter - electron interactions and disorder. According to rather general considerations of [20] the interactions cannot affect the value of Hall conductivity, at least, on the level of perturbation theory. The similar statement may also be drawn for the

role of disorder [21] as long as we consider the value of conductivity averaged over the sample area. In the latter case, however, the Hall current is expected to be concentrated along the boundary.

The multi-layered system qualitatively similar to the one discussed here, in principle, may be realized experimentally [23] via the appropriate crystal growth. Such a growth being performed would represent an engineering of the system with arbitrary large integer value of the topological invariant responsible for intrinsic anomalous quantum Hall effect.

Appendix A: Energy bands of n-layer Haldane model

Let's calculate Eq. (33) for generic n . We do this in steps. First we solve the following determinant

$$\mathbf{d}_n = \det \begin{bmatrix} f & b & & \\ c & f & b & \\ 0 & c & f & b \\ & & \cdots & \\ & & c & f \end{bmatrix}_{n \times n}, \quad (\text{A1})$$

where f , b and c are just numbers. From this definition we can derive that

$$\mathbf{d}_n = f\mathbf{d}_{n-1} - bc\mathbf{d}_{n-2} \quad \text{for } n \geq 2 \quad (\text{A2})$$

and

$$\mathbf{d}_1 = f \text{ and } \mathbf{d}_0 = 1. \quad (\text{A3})$$

Rewriting Eq. (A2) as

$$\mathbf{d}_n - r\mathbf{d}_{n-1} = (f - r)(\mathbf{d}_{n-1} - r\mathbf{d}_{n-2}), \quad (\text{A4})$$

in which r is to be determined, such that the above equation is equivalent to Eq. (A2), therefore we get an equation for r

$$r^2 - fr + bc = 0 \quad (\text{A5})$$

which is solved by

$$r_{\pm} = \frac{f \pm \sqrt{f^2 - 4bc}}{2}. \quad (\text{A6})$$

From Eq.(A4) we get

$$\begin{cases} \mathbf{d}_n - r_+\mathbf{d}_{n-1} = (f - r_+)^{n-1}(\mathbf{d}_1 - r_+\mathbf{d}_0) = r_-^{n-1}(\mathbf{d}_1 - r_+\mathbf{d}_0) \\ \mathbf{d}_n - r_-\mathbf{d}_{n-1} = (f - r_-)^{n-1}(\mathbf{d}_1 - r_-\mathbf{d}_0) = r_+^{n-1}(\mathbf{d}_1 - r_-\mathbf{d}_0) \end{cases} \quad (\text{A7})$$

from which we get

$$\sqrt{f^2 - 4bc}\mathbf{d}_n = r_+^n(\mathbf{d}_1 - r_-\mathbf{d}_0) - r_-^n(\mathbf{d}_1 - r_+\mathbf{d}_0) \quad (\text{A8})$$

$$= \left(\mathbf{d}_1 - \frac{f}{2}\right)(r_+^n - r_-^n) + \frac{\sqrt{f^2 - 4bc}}{2}(r_+^n + r_-^n) \quad (\text{A9})$$

The above equation is valid, even if the value of \mathbf{d}_1 is some other number than f .

Next we consider a little more general case

$$\tilde{\mathbf{d}}_n = \det \begin{bmatrix} f_- & b & & \\ c & f & b & \\ 0 & c & f & b \\ & & \cdots & \\ & & c & f_+ \end{bmatrix}_{n \times n}, \quad (\text{A10})$$

where the diagonal elements are all f except the first f_- and the last f_+ . Therefore, starting from the initial terms $d_1 = f_+$ and $d_0 = 1$, and following the above steps, terms $\tilde{\mathbf{d}}_l = \mathbf{d}_l$ with $2 \leq l \leq n-1$ can be obtained. From the

relation $\tilde{\mathbf{d}}_n = f_- \tilde{\mathbf{d}}_{n-1} - bc \tilde{\mathbf{d}}_{n-2} = \mathbf{d}_{n-1} - bc \mathbf{d}_{n-2}$, and comparing with Eq.(A2), we obtain a relation between $\tilde{\mathbf{d}}_n$ and \mathbf{d}_{n-1} , \mathbf{d}_n :

$$\tilde{\mathbf{d}}_n = f_- \mathbf{d}_{n-1} - bc \mathbf{d}_{n-2} = (f_- - f) \mathbf{d}_{n-1} + \mathbf{d}_n, \quad (\text{A11})$$

but with $\mathbf{d}_1 = f_+$ here. Substituting Eq. (A8) into Eq. (A11) we get

$$\begin{aligned} \sqrt{f^2 - 4bc} \tilde{\mathbf{d}}_n &= (f_- - f) \left[\left(\mathbf{d}_1 - \frac{f}{2} \right) (r_+^{n-1} - r_-^{n-1}) + \frac{\sqrt{f^2 - 4bc}}{2} (r_+^{n-1} + r_-^{n-1}) \right] \\ &+ \left(\mathbf{d}_1 - \frac{f}{2} \right) (r_+^n - r_-^n) + \frac{\sqrt{f^2 - 4bc}}{2} (r_+^n + r_-^n). \end{aligned} \quad (\text{A12})$$

With some manipulations, we derive

$$\begin{aligned} \sqrt{f^2 - 4bc} \tilde{\mathbf{d}}_n &= \left((f_- - \frac{f}{2})(f_+ - \frac{f}{2}) + \frac{f^2 - 4bc}{4} \right) (r_+^{n-1} - r_-^{n-1}) \\ &+ (f_- + f_+ - f) \frac{\sqrt{f^2 - 4bc}}{2} (r_+^{n-1} + r_-^{n-1}). \end{aligned} \quad (\text{A13})$$

Next, we consider the case which is related with our n-layer model:

$$\tilde{\mathbf{D}}_n = \det \begin{bmatrix} F_- & B \\ C & F & B \\ 0 & C & F & B \\ & & \ddots & \\ & & C & F_+ \end{bmatrix}_{kn \times kn}, \quad (\text{A14})$$

where F_- , F_+ , B , C are square matrices which commute with each other. Before the calculation of this determinant, we consider a result that support the calculation. Let's start from a simple example. We consider a matrix

$$M_2 = \begin{pmatrix} A & B \\ C & D \end{pmatrix}, \quad (\text{A15})$$

in which all of A, B, C and D are matrices and commute with each other. The determinant of M can be evaluated by, without losing generality supposing A is invertible,

$$\det(M_2) = \det \left(\begin{pmatrix} I & 0 \\ -CA^{-1} & I \end{pmatrix} \begin{pmatrix} A & B \\ C & D \end{pmatrix} \right) = \det \begin{pmatrix} A & B \\ D - CA^{-1}B & \end{pmatrix} = \det(AD - BC). \quad (\text{A16})$$

The matrix $AD - BC$ in Eq.(A16) will be shortened as $\text{Blodet} M_2$. Next we consider a more general situation. We consider two matrices $m_{n \times n}$ and $M_{2n \times 2n}$:

$$m = \begin{bmatrix} m_{11} & m_{12} & m_{13} & \dots \\ m_{21} & m_{22} & m_{23} & \dots \\ m_{31} & m_{33} & m_{33} & \dots \\ \dots & & & \dots \\ & & & m_{n-1,n} & m_{nn} \end{bmatrix}_{n \times n}, \quad (\text{A17})$$

$$M = \begin{bmatrix} M_{11} & M_{12} & M_{13} & \dots \\ M_{21} & M_{22} & M_{23} & \dots \\ M_{31} & M_{33} & M_{33} & \dots \\ \dots & & & \dots \\ & & & M_{n-1,n} & M_{nn} \end{bmatrix}_{kn \times kn}, \quad (\text{A18})$$

where all M_{ij} are square matrices which commute with each other and non-degenerate if nonzero. The determinant of m can be calculated as follows

$$\det m = \epsilon_{i_1 i_2 \dots i_n} m_{1i_1} m_{2i_2} \dots m_{ni_n}, \quad (\text{A19})$$

we are going to show that

$$\det M = \det(\epsilon_{i_1 i_2 \dots i_n} M_{1i_1} M_{2i_2} \dots M_{ni_n}). \quad (\text{A20})$$

m can be brought to upper triangular form by a similarity transformation

$$s^{-1}ms = \text{uptri}(m) = \begin{bmatrix} \overline{m}_{11} & \overline{m}_{12} & \overline{m}_{13} & \dots & \overline{m}_{1n} \\ & \overline{m}_{22} & \overline{m}_{23} & \dots & \overline{m}_{2n} \\ & & \overline{m}_{33} & \dots & \overline{m}_{3n} \\ & & & \dots & \dots \\ & & & & \overline{m}_{nn} \end{bmatrix}_{n \times n}, \quad (\text{A21})$$

where the elements of s and $\text{uptri}(m)$ are functions of m_{ij} by $+$, $-$, \times , \div four operations. And we have

$$\det m = \det \text{uptri}(m). \quad (\text{A22})$$

Now we define

$$\text{Blodet}M := \epsilon_{i_1 i_2 \dots i_n} M_{1i_1} M_{2i_2} \dots M_{ni_n}, \quad (\text{A23})$$

which is still a matrix but a very important step for calculation of the true determinant of M . $\widetilde{\det}M$ has the same algebraic structure that $\det m$ has. Since all M_{ij} commute with each other and non-degenerate if nonzero, $+$, $-$, \times , \div four operations are well-defined, we have some S such that

$$S^{-1}MS = \text{Blouptri}(M) = \begin{bmatrix} \overline{M}_{11} & \overline{M}_{12} & \overline{M}_{13} & \dots & \overline{M}_{1n} \\ & \overline{M}_{22} & \overline{M}_{23} & \dots & \overline{M}_{2n} \\ & & \overline{M}_{33} & \dots & \overline{M}_{3n} \\ & & & \dots & \dots \\ & & & & \overline{M}_{nn} \end{bmatrix}_{kn \times kn}, \quad (\text{A24})$$

so

$$\text{Blodet}M = \text{Blodet} \text{Blouptri}(M) = \prod_i \overline{M}_{ii}. \quad (\text{A25})$$

Moreover, the true determinant of M is computed as

$$\det M = \det \prod_i \overline{M}_{ii}. \quad (\text{A26})$$

Combination of Eq. (A25) Eq. (A26) and Eq. (A23) gives

$$\det M = \det \prod_i \overline{M}_{ii} = \det \text{Blodet}M = \det(\epsilon_{i_1 i_2 \dots i_n} M_{1i_1} M_{2i_2} \dots M_{ni_n}), \quad (\text{A27})$$

which is Eq. (A20). So to calculate $\det M$ we can first calculate $\text{Blodet}M$. Now we can finally compute Eq. (A14). Defining

$$\widetilde{\mathbf{BloD}}_n = \text{Blodet} \begin{bmatrix} F_- & B & & & \\ C & F & B & & \\ 0 & C & F & B & \\ & & \dots & & \\ & & C & F_+ & \end{bmatrix}_{kn \times kn}, \quad (\text{A28})$$

we have, from Eq. (A13) and (A20),

$$\begin{aligned} \sqrt{F^2 - 4BC} \widetilde{\mathbf{BloD}}_n &= \left((F_- - \frac{F}{2})(F_+ - \frac{F}{2}) + \frac{F^2 - 4BC}{4} \right) (R_+^{n-1} - R_-^{n-1}) \\ &\quad + (F_- + F_+ - F) \frac{\sqrt{F^2 - 4BC}}{2} (R_+^{n-1} + R_-^{n-1}), \end{aligned} \quad (\text{A29})$$

here

$$R_{\pm} = \frac{F \pm \sqrt{F^2 - 4BC}}{2}.$$

$\sqrt{F^2 - 4BC}$ are well-defined because F, B, C commute with each other so they can be simultaneously diagonalized. Then we have

$$\det \sqrt{F^2 - 4BC} \tilde{\mathbf{D}}_n = \det \left[\left((F_- - \frac{F}{2})(F_+ - \frac{F}{2}) + \frac{F^2 - 4BC}{4} \right) \left(\left(\frac{F + \sqrt{F^2 - 4BC}}{2} \right)^{n-1} - \left(\frac{F - \sqrt{F^2 - 4BC}}{2} \right)^{n-1} \right) \right. \\ \left. + (F_- + F_+ - F) \frac{\sqrt{F^2 - 4BC}}{2} \left(\left(\frac{F + \sqrt{F^2 - 4BC}}{2} \right)^{n-1} + \left(\frac{F - \sqrt{F^2 - 4BC}}{2} \right)^{n-1} \right) \right], \quad (\text{A30})$$

With the following substitution,

$$F \rightarrow F(\mathcal{E}), F_- \rightarrow F_-(\mathcal{E}), F_+ \rightarrow F_+(\mathcal{E}), B \rightarrow -t_\perp(h_1 - ih_2), C \rightarrow -t_\perp(h_1 + ih_2) \quad (\text{A31})$$

we get the expression for $\det_n(\mathcal{E})$ and $\det_n(E = h_0)$, which is Eq. (42).

-
- [1] K. v. Klitzing, G. Dorda, and M. Pepper, New method for high-accuracy determination of the fine-structure constant based on quantized hall resistance, *Physical Review Letters* **45**, 494 (1980).
 - [2] D. J. Thouless, M. Kohmoto, M. P. Nightingale, and M. den Nijs, Quantized hall conductance in a two-dimensional periodic potential, *Physical Review Letters* **49**, 405 (1982).
 - [3] X.-L. Qi, Topological field theory of time-reversal invariant insulators, *Physical Review B* **78**, 10.1103/PhysRevB.78.195424 (2008).
 - [4] F. D. M. Haldane, Model for a quantum hall effect without landau levels: Condensed-matter realization of the "parity anomaly", *Physical Review Letters* **61**, 2015 (1988).
 - [5] M. I. Katsnelson, Graphene: carbon in two dimensions, *Materials Today* **10**, 20 (2007).
 - [6] C. C. Titus Neupert, Luiz Santos and C. Mudry, Fractional quantum hall states at zero magnetic field, *Physical Review Letters* **106**, 10.1103/PhysRevLett.106.236804 (2011).
 - [7] D. Sheng, Z.-C. Gu, K. Sun, and L. Sheng, Fractional quantum hall effect in the absence of landau levels, *Nature Communications* **2**, 10.1038/ncomms1380 (2011).
 - [8] K. Ishikawa and T. Matsuyama, A microscopic theory of the quantum hall effect, *Nuclear Physics B* **280**, 523 (1987).
 - [9] M. F. L. Golterman, K. Jansen, and D. B. Kaplan, Chern-Simons currents and chiral fermions on the lattice, *Phys. Lett. B* **301**, 219 (1993), arXiv:hep-lat/9209003 [hep-lat].
 - [10] G. E. Volovik, *The Universe in a Helium Droplet* (Oxford University Press, 2009).
 - [11] G. E. Volovik, An analog of the quantum hall effect in a superfluid 3He film, *Soviet Physics - JETP (English Translation)*, **67**, 1804 (1988).
 - [12] F. P. Doru Sticlet, J.-N. Fuchs, P. Kalugin, and P. Simon, Geometrical engineering of a two-band chern insulator in two dimensions with arbitrary topological index, *Physical Review B* **85**, 10.1103/PhysRevB.85.165456 (2012).
 - [13] D. Sticlet and F. Piéchon, Distant-neighbor hopping in graphene and haldane models, *Physical Review B* **87**, 10.1103/PhysRevB.87.115402 (2013).
 - [14] F. Guinea, A. H. C. Neto, and N. M. R. Peres, Electronic states and landau levels in graphene stacks, *Physical Review B* **73**, 10.1103/PhysRevB.73.245426 (2006).
 - [15] E. McCann and V. I. Fal'ko, Landau-level degeneracy and quantum hall effect in a graphite bilayer, *Physical Review Letters* **96**, 10.1103/PhysRevLett.96.086805 (2006).
 - [16] H. Min and A. H. MacDonald, Electronic structure of multilayer graphene, *Progress of Theoretical Physics Supplement* **176**, 227 (2008).
 - [17] M. Trescher and E. J. Bergholtz, Flat bands with higher chern number in pyrochlore slabs, *Physical Review B* **86**, 10.1103/PhysRevB.86.241111 (2012).
 - [18] M. Nakahara, *Geometry, topology and physics* (CRC Press, 2003).
 - [19] X. Wu and M. Zubkov, Anomalous fractional quantum hall effect and multi-valued hamiltonians, arXiv preprint arXiv:2004.09135 (2020).
 - [20] C. X. Zhang and M. A. Zubkov, Influence of interactions on the anomalous quantum hall effect, *Journal of Physics A: Mathematical and Theoretical* **53**, 195002 (2020).
 - [21] C. X. Zhang and M. A. Zubkov, Hall conductivity as the topological invariant in the phase space in the presence of interactions and a nonuniform magnetic field, *JETP Letters* **110**, 487–494 (2019).
 - [22] G. Jotzu, M. Messer, R. Desbuquois, M. Lebrat, T. Uehlinger, D. Greif, and T. Esslinger, Experimental realization of the topological haldane model with ultracold fermions, *Nature* **515**, 237–240 (2014).
 - [23] Y.-F. Zhao, R. Zhang, R. Mei, L.-J. Zhou, H. Yi, Y.-Q. Zhang, J. Yu, R. Xiao, K. Wang, N. Samarth, M. H. W. Chan, C.-X. Liu, and C.-Z. Chang, Tuning chern number in quantum anomalous hall insulators (2020), arXiv:2006.16215 [cond-mat.mes-hall].