

LETTER TO THE EDITOR

Detecting prolonged activity minima in binary stars[★]

The case of ζ^2 Ret

M. Flores^{★1,3,5}, M. Jaque Arancibia⁶, R. V. Ibañez Bustos^{2,4,5}, A. P. Buccino^{2,4,5}, J. Yana Galarza⁷, N. E. Nuñez^{1,3,5},
P. Miquelarena^{1,3,5}, J. Alacoria^{1,5}, C. Saffe^{1,3,5}, and Pablo J. D. Mauas^{2,4,5}

¹ Instituto de Ciencias Astronómicas, de la Tierra y del Espacio (ICATE), España Sur 1512, CC 49, 5400 San Juan, Argentina. e-mail: matiasflorestrivigno@conicet.gov.ar

² Instituto de Astronomía y Física del Espacio (IAFE), Buenos Aires, Argentina.

³ Facultad de Ciencias Exactas, Físicas y Naturales, Universidad Nacional de San Juan, San Juan, Argentina.

⁴ Departamento de Física, Facultad de Ciencias Exactas y Naturales, Universidad de Buenos Aires, Buenos Aires, Argentina.

⁵ Consejo Nacional de Investigaciones Científicas y Técnicas (CONICET), Argentina.

⁶ Departamento de Física y Astronomía, Universidad de La Serena, Av. Cisternas 1200, La Serena, Chile

⁷ Universidade de São Paulo, Departamento de Astronomia do IAG/USP, Rua do Matão 1226, Cidade Universitária, 05508-900 São Paulo, SP, Brazil.

December 2020

ABSTRACT

Context. It is well known that from 1645 to 1715 solar activity was notably low and the number of sunspots was extremely reduced. This epoch is known as the Maunder Minimum (MM). The study of stars in prolonged activity minima like the MM could help to shed light on this enigmatic epoch. However, to date, it is not easy to identify MM candidates among other stars. An original idea, that has been little explored, is to compare the activity levels of both components of binary systems.

Aims. To explore if the star ζ^2 Ret, which belongs to a binary system, is in (or going to) a state similar to the MM. We have collected more than 430 spectra acquired between 2000 and 2019 with the HARPS, REOSC, UVES, and FEROS spectrographs.

Methods. We performed a detailed long-term activity study of both components using the Mount Wilson index, which is obtained from the Ca II H&K lines. To search for signs of an activity cycle, we analyzed the resulting time-series with the Generalized Lomb-Scargle and CLEAN periodograms.

Results. Our spectroscopic analysis shows a high activity level for ζ^1 Ret and a significant decrease in the magnetic activity cycle amplitude of ζ^2 Ret. Thus, the activity difference between both components has been slightly increased ($\Delta \log R'_{\text{HK}} \sim 0.24$ dex), when compared to the previously reported value. The long series analyzed here allowed us to recalculate and constrain the period of ζ^2 Ret to ~ 7.9 yr. We also detected a long-term activity cycle of ~ 4.2 yr in ζ^1 Ret, which has not yet been reported in the literature.

Conclusions. By analogy with the scenario that proposes a weak solar cycle during the MM, we suggest that activity signatures showed by ζ^2 Ret, i.e., a very low activity level when compared to its stellar companion, a notably decreasing amplitude ($\sim 47\%$), and a cyclic behaviour, are possible evidence that this star could be in a MM state. It is, to our knowledge, the first MM candidate star detected through a highly discrepant activity behaviour in a binary system. Finally, we suggest that continuous observations of ζ^2 could help to better understand unusual periods such as the MM.

Key words. Stars: activity – binaries: general – Stars: chromospheres – Stars: individual: ζ^1 Ret – Stars: individual: ζ^2 Ret

1. Introduction

A pioneering research based on the monitoring of H&K fluxes for 91 main-sequence stars showed that activity variations, including long-term cyclic behaviour similar to the 11-yr cycle of Sun, were also observed in other stars (Wilson 1978). Then, by

using the Mount Wilson index (S_{MW}) defined as the ratio between the flux in the optical Ca II H&K lines and the nearby continuum (Vaughan et al. 1978), Baliunas et al. (1998) analyzed a sample of 2200 stars, finding different types of long-term activity behaviour. Those stars with a cyclic behaviour (with periods between 2.5 and 25 yr) showed intermediate activity levels, while those with erratic behaviour had higher activity levels. A third group presented flat activity levels, in general corresponding to inactive stars. These objects are particularly interesting because they could be in a state similar to the solar Maunder Minimum (hereafter MM).

The MM was a phase between 1645 and 1715 when the Sun deviated from its usual 11-yr activity cycle (Eddy 1976), the number of sunspots was extremely reduced, although they did not disappear (Ribes & Nesme-Ribes 1993). In addition, some evidence, including other solar proxies, have suggested that the

[★] Based on observations made with ESO Telescopes at the La Silla Paranal Observatory under programmes resumed in Table A.1, which is only available in electronic form at the CDS via anonymous ftp to cdsarc.u-strasbg.fr (130.79.128.5) or via <http://cdsweb.u-strasbg.fr/cgi-bin/qcat?J/A+A/>.

^{★★} Based on data obtained at Complejo Astronómico El Leoncito, operated under agreement between the Consejo Nacional de Investigaciones Científicas y Técnicas de la República Argentina and the National Universities of La Plata, Córdoba and San Juan. The REOSC observational data and the corresponding reduced spectra (FITS files) are available in electronic form.

solar cycle was still in progress although with reduced amplitude during the MM (e.g. Ribes et al. 1989; Ribes & Nesme-Ribes 1993; Beer et al. 1998; Usoskin et al. 2001; Soon & Yaskell 2003; Nagovitsyn 2007; Vaquero et al. 2015; Zolotova & Ponyavin 2015).

In particular, the study of MM analogue stars could be very useful to better understand the Sun's magnetic field, especially its evolution in the past and future. It is also relevant to improve our knowledge about the current dynamo models (e.g. Saar & Baliunas 1992; Usoskin et al. 2006; Charbonneau 2010; Shah et al. 2018). However, the detection of a MM analogue state is a challenging task due to the long-term monitoring that is required, as well as to the lack of a clear criteria to identify MM candidates (e.g. Wright 2004; Judge & Saar 2007).

Initial efforts to establish a criterion were carried out by Baliunas & Jastrow (1990) and Baliunas et al. (1995), which was based on the analysis of the relative variation of S_{MW} index around its mean (σ_S/\bar{S}). In this sense, the authors initially considered as MM candidates those stars with $\sigma_S/\bar{S} < 1.5\%$ ¹. They were called “flat” stars and were characterized by relatively constant and low activity levels.

Then, Henry et al. (1996) studied a sample of stars that belong to the Project Phoenix Survey. As a result, the authors define a new class of inactive stars employing the chromospheric activity index $\log R'_{HK}$. According to their definition, stars with a $\log R'_{HK} < -5.1$ dex (corresponding to $S_{MW} < 0.15$ for solar type stars) could be considered as MM candidates. However, Wright (2004) showed that most of these stars were in fact evolved stars, with activity levels significantly lower than main-sequence objects, thereby concluding that the low activity alone is not a sufficient discriminant of a MM state. Moreover, it has been suggested that the low activity level obtained by Henry et al. (1996) should be higher than -5.1 dex and that the identification of MM candidates should not be constrained only to the visual part of the spectra. In this way, UV and X-ray data can also be used to identify MM candidates (e.g. Wright 2004; Judge & Saar 2007). Recently, Schröder et al. (2017) reported an average S-index of 0.154 for the unusually deep and long minimum in 2008-2009 of the solar cycle 24. The solar far-UV data also reveals a low activity behaviour during this period. Then, according to the analysis of the authors, the Sun could be entering into a new grand minimum phase.

To date, there are only very few firm MM candidates reported in the literature. For instance, Poppenhäger et al. (2009) analyzed the exoplanet host star 51 Pegasi by using both X-ray and Ca II H&K data. A constant and low coronal flux in addition to a flat chromospheric activity suggest that this star could be in a MM state. Another example is the star HD 4915, which has been recently reported as a MM candidate by Shah et al. (2018). In that work, the authors studied the activity behaviour of the star by using a long-term database of the Ca II H&K optical lines (acquired between 2006 and 2018). They found a decrease of the magnetic activity over two cycles, revealed by the core flux variation of Ca II H&K lines. This fact could be a strong indication for a possible MM state in HD 4915.

An alternative way to identify MM candidates was proposed by Donahue (1998) (hereafter DO98) and Wright (2004). The authors pointed out that a remarkable difference in the activity behaviour among main-sequence binary components could be used as a MM stars detector. In such systems, a similar MM state could be associated to the star with lower activity. Following this

interpretation, Flores et al. (2018b) suggested that the activity difference, observed between the components of the ζ Ret binary system, could be attributed to an atypical activity of ζ^2 Ret. The F_X values estimated from XMM-Newton database for ζ^1 Ret and ζ^2 Ret are $(5.11 \pm 0.08) \times 10^{-13}$ and $(0.25 \pm 0.32) \times 10^{-13}$ erg s⁻¹ cm⁻², respectively. This shows that ζ^1 Ret is more active than ζ^2 Ret in X-rays (see Flores et al. 2018b, for more details). In this way, as a feasible scenario, the star ζ^2 Ret is possibly emerging from (or going to) a state similar to the MM. In that work, we stressed the need for additional spectroscopic data in order to verify or rule out this possible scenario. Fortunately, more spectroscopic ESO data were acquired for this remarkable binary system. Moreover, we count with additional spectra taken with the REOSC spectrograph at CASLEO observatory.

This binary system is conformed by two solar analogue stars physically connected (Shaya & Olling 2011), and their spectral types are classified as G2 V and G1 V according to the Hipparcos database (see Saffe et al. 2016, for details). Both stars have very similar stellar parameters (T_{eff} , $\log g$, and [Fe/H]) and they are also similar to the Sun (see Saffe et al. 2016, for more details). Their empirical rotational periods obtained from the Mamajek & Hillenbrand (2008) calibration are 13.2 ± 2.8 d and 16.5 ± 1.8 d for ζ^1 Ret and ζ^2 Ret, respectively. This strong physical similarity could help to diminish or remove a possible dependence of the minimum Ca II H&K activity levels on gravity and metallicity (e.g. Schrijver et al. 1989; Wright 2004; Giampapa 2012), which is an additional advantage for the mutual comparison in this system. Besides, the large available data set (~ 19 yrs of observations) converts this system in a unique laboratory that allows us to carry out a detailed long-term activity study in order to explore the possible MM state of ζ^2 Ret, following the suggestion of DO98.

The paper is organized as follows: in §2, the observations and data reduction are described. In §3, our stellar activity analysis is presented. Finally, our discussion and main conclusions are exposed in §4.

2. Observations and data reduction

Most of the stellar spectra of ζ^1 (=HD 20766) and ζ^2 Ret (=HD 20807) were downloaded from the European Southern Observatory (ESO) archive². These observations were acquired with the HARPS spectrograph (resolving power $R \sim 115\,000$), attached to the La Silla 3.6-m (ESO) telescope between 2003 and 2019. We also included some spectra taken with UVES (between 2002 and 2009) and FEROS (during 2010 and 2014) spectrographs ($R \sim 80\,000$ and $R \sim 48\,000$, respectively), which are coupled to the Unit 8.2-m Telescope 2 (UT2) of the Very Large Telescope (VLT) and to the 2.2-m telescope located at La Silla, respectively. All ESO spectra have been automatically processed by the corresponding pipelines^{3,4,5}.

Additionally, our analysis was complemented with observations performed with the REOSC⁶ spectrograph ($R \sim 13\,000$), working at the 2.15-m Jorge Sahade telescope at the CASLEO in San Juan, Argentina. These data, taken between 2000 and 2015

² http://archive.eso.org/wdb/wdb/adp/phase3_spectral/form?phase3_collection=HARPS

³ <http://www.eso.org/sci/facilities/lasilla/instruments/harps/overview.html>

⁴ <http://www.eso.org/sci/facilities/paranal/instruments/uves.html>

⁵ <http://www.eso.org/sci/facilities/lasilla/instruments/feros.html>

⁶ <https://casleo.conicet.gov.ar/reosc-ds-dc/>

¹ While those stars with an $\sigma_S/\bar{S} \geq 2\%$ are considered variable or erratic.

under the HK α project⁷, were reduced following the standard procedures with IRAF⁸ tasks, i.e. performing bias subtraction, flat fielding, sky subtraction, order extraction, and wavelength calibration. See Table A.1 for observation logs details.

Before the calculation of the standard S_{MW} index defined by Vaughan et al. (1978) at the Mount Wilson Observatory (MWO), we first discard those spectra with low signal-to-noise ratio ($S/N \leq 100$). As a result, we obtained 79 spectra for ζ^1 Ret and 352 for ζ^2 Ret. These spectra, with a mean $S/N \sim 175$ at 6070 Å, were corrected by radial velocities using standard IRAF tasks. Then, we integrated the flux in two windows centred at the cores of the Ca II H&K lines (3968.47 Å and 3933.66 Å, respectively), weighted with triangular profiles of 1.09 Å full width at half-maximum (FWHM), and computed the ratio of these fluxes to the mean continuum flux, integrated in two passbands of ~ 20 Å width centred at 3891 and 4001 Å. As a result, we obtained the S-index corresponding to each one of the instruments used in this work, which are then converted to the S_{MW} following the calibration procedures of Lovis et al. (2011), Cincunegui et al. (2007), and Jenkins et al. (2008) for HARPS, REOSC and FEROS spectroscopic data. For the case of UVES spectra, there is no calibration available. These data were intercalibrated to the rest of the time-series.

3. Stellar Activity Analysis

In order to search for clear signatures of a possible MM state in the binary system ζ Ret as suggested in Flores et al. (2018b), in Fig. 1 we show the time-series of the S_{MW} indexes for both components (ζ^1 Ret and ζ^2 Ret are plotted in the upper and lower panels, respectively). We have included all spectroscopic data from HARPS, REOSC, FEROS, and UVES. As a result, we have an extensive database for each component of approximately 19 years. Vertical dashed lines were plotted to highlight the time coverage of our current series from those published in Flores et al. (2018b).

A direct comparison of these new time-series shows a clear decrease in the amplitude of the chromospheric activity of the ζ^2 Ret component (from the first peak to the last one). To quantify this decrease of activity, in Fig. 1 we fitted the corresponding time-series assuming a typical solar activity shape $f(t)$ for each peak (see Eq. 8 in Egeland et al. 2017, for more details). The first cycle fit (red dashed line) is given by the following parameters: $A = 0.0104$, $B = 1.32$ yr, $\alpha = -0.24$ yr⁻², $t_m = 2008.67$ yr (xJD=4711.72 days), and $f_{min} = 0.17422$, while the corresponding parameters to the second cycle (black dashed line) are $A = 0.0053$, $B = 1.59$ yr, $\alpha \sim 2 \times 10^{-26}$ yr⁻², $t_m = 2016.42$ yr (xJD=7542.22 days), and $f_{min} = 0.1746$. As a result, both fits show an amplitude $\Delta S_{MW} = 0.0084$ and $\Delta S_{MW} = 0.0045$, meaning a decrease of $\sim 47\%$ in the activity cycle amplitude. To classify each component according to their variability type, we considered the criteria adopted by Baliunas et al. (1995). Then, ζ^1 Ret can be classified as a variable star (with $\sigma_S/\bar{S} \sim 4.3\%$), while ζ^2 Ret would be classified as a “flat star” ($\sigma_S/\bar{S} \sim 1.4\%$), although its stellar activity shows a clear variation. For comparative purposes, we also computed the $\log R'_{HK}$ index by sub-

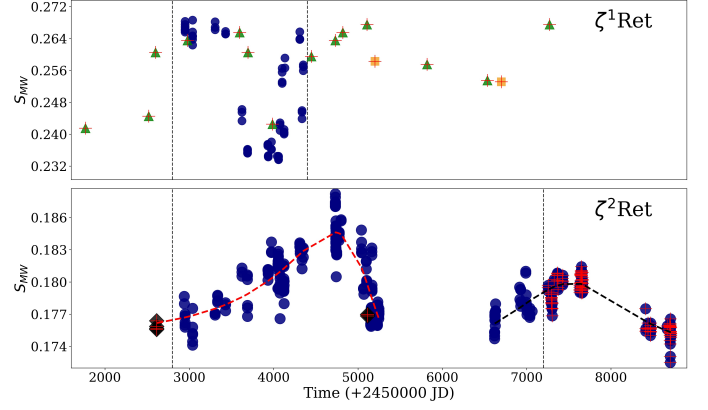


Fig. 1. Upper panel corresponds to the S_{MW} index variation of ζ^1 Ret. HARPS data are indicated with blue circles (for both panels), while REOSC and FEROS data are indicated with green triangles and orange squares, respectively. Lower panel: activity variation for ζ^2 Ret. Here, UVES data are indicated with black diamonds. Both vertical dashed lines in each panel represent the time coverage of those series reported initially, while the new data are indicated with red crosses. Red and black dashed lines show the fitted activity maxima $f(t)$ for both peaks.

tracting the photospheric contribution following the prescription given in Noyes et al. (1984), resulting in a mean activity difference of ~ 0.24 dex, which is slightly higher to the previous value of 0.22 dex reported in Flores et al. (2018b).

In order to explore the components of the Ca II H&K line-core fluxes responsible for the low S_{MW} index in ζ^2 Ret, we computed its basal level of activity. Schrijver et al. (1989) conclude that the line-core emission in the Ca II lines is composed by a photospheric component, a basal flux probably related to acoustic heating and a third component associated to purely magnetic activity. In this sense, we estimated the Ca II photospheric component using a synthetic spectra calculated with SYNTHE and ATLAS9 model atmospheres (Kurucz 1993), accounting for a photospheric Mount Wilson index $S_{phot} = 0.149$. Following Mittag et al. (2013), we converted this index to the Ca II line-core photospheric fluxes of $(2.539 \pm 0.017) \times 10^6$ erg cm⁻² s⁻¹, higher than the photospheric flux derived in Noyes et al. (1984) for a star of $B - V = 0.60$. Mittag et al. (2013) revised this historical work and obtained that the photospheric flux was underestimated. They also computed an excess basal flux non-photospheric in erg cm⁻² s⁻¹ given by $\log(F'_{HK}) = 6.42 - 1.03(B - V)$. Considering this contribution $F'_{HK} = (5.65 \pm 0.51) \times 10^5$ erg cm⁻² s⁻¹ and the photospheric flux derived from S_{phot} for ζ^2 Ret, all the basal contribution $F'_{HK} + F_{HK}^{phot} = (3.10 \pm 0.07) \times 10^6$ erg cm⁻² s⁻¹ is associated to a Mount Wilson index of $S_{MW} \sim 0.180$. The mean activity level of ζ^2 Ret between 6658.5 and 8849.5 days is slightly lower in less than 1.5σ , thus mainly related to a basal chromospheric heating. Although a remaining magnetic contribution is still evident in the activity cycle.

To search for long-term activity cycles in this binary system, we first calculated the monthly means of all data. This procedure, which has been applied in previous works (e.g. Baliunas et al. 1995; Metcalfe et al. 2010; Gomes da Silva et al. 2011; Flores et al. 2018a), enables us to reduce the rotational scatter originated by individual active regions. Following Zechmeister & Kürster (2009), we computed the Generalized Lomb-Scargle periodogram (hereafter GLS) and the false-alarm probability (hereafter FAP, see their equation 24) of each significant peak present in the periodograms. In the upper and lower panels of Fig. 2 we

⁷ The main aim of the HK α project consists in the systematic observation of main sequence stars to carry out long-term activity studies (see Cincunegui & Mauas 2004, for more details)

⁸ IRAF is distributed by the National Optical Astronomical Observatories, which is operated by the Association of Universities for Research in Astronomy, Inc. (AURA), under a cooperative agreement with the National Science Foundation.

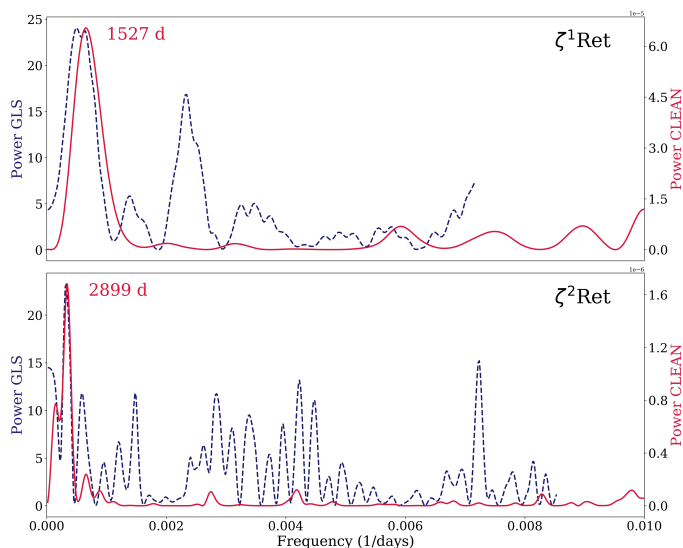


Fig. 2. GLS (blue dashed line) and CLEAN (red continuous line) periodograms for the means of the Mount Wilson indexes plotted in Fig. 1. Upper and lower panels correspond to ζ^1 Ret and ζ^2 Ret, respectively. The most significant CLEAN periods are indicated in each panel.

show the GLS (blue dashed line) for ζ^1 Ret and ζ^2 Ret, respectively. Both stars seem to be periodic. In the case of ζ^1 , we found two prominent peaks which can be associated with activity cycles, one of them has a period of 1548 ± 62 d with a FAP of 1×10^{-14} . While, the second peak is 431 ± 6 d with a FAP of 2×10^{-08} . For the ζ^2 Ret component, the large data set collected in this work allowed us to recalculate its previously reported period (3670 ± 170 d). A prominent peak of 3047 ± 134 d with a FAP of 4×10^{-12} was detected in the GLS periodogram (see the lower panel of Fig. 2). Therefore, ζ^2 Ret also satisfies the Baliunas et al. (1995) criteria for a cycling star (i.e. $\text{FAP} \leq 10^{-02}$).

We also executed the CLEAN deconvolution algorithm (Roberts et al. 1987) to explore whether the 431-day period which appears in the GLS periodogram of ζ^1 Ret is due to sampling. A comparison between GLS (blue dashed line) and CLEAN (red continuous line) periodograms is shown in Fig. 2. For the case of ζ^1 , we found that the only predominant peak is around 1527 ± 43 d, while for ζ^2 we obtained a single significant period of 2899 ± 139 d. The errors of the periods detected with the CLEAN algorithm depends on the finite frequency resolution of the periodograms $\delta\nu$ as given by Eq.(2) in Lamm et al. (2004), $\delta P = \frac{\delta\nu P^2}{2}$. Therefore, the periods found for the binary system employing the CLEAN algorithm correspond to those associated with the GLS method.

Finally, in Fig. 3 we show the monthly average values of the S_{MW} index for ζ^2 Ret phased with the period derived with the CLEAN algorithm. The errors of these data have been calculated as their standard deviation, while for those bins with a single measurement we have considered the typical dispersion of other bins.

4. Discussion and conclusions

Following the aim of this study, we carried out a long-term activity of the ζ Ret binary system employing several spectroscopic data obtained over a span of 19 years. We detected long-term activity cycles of $1527 \sim 43$ d (~ 4.2 yr, not yet reported in the literature) and $2899 \sim 139$ d (~ 7.9 yr) for ζ^1 and ζ^2 Ret, respectively. In particular, the new data included in this work allowed

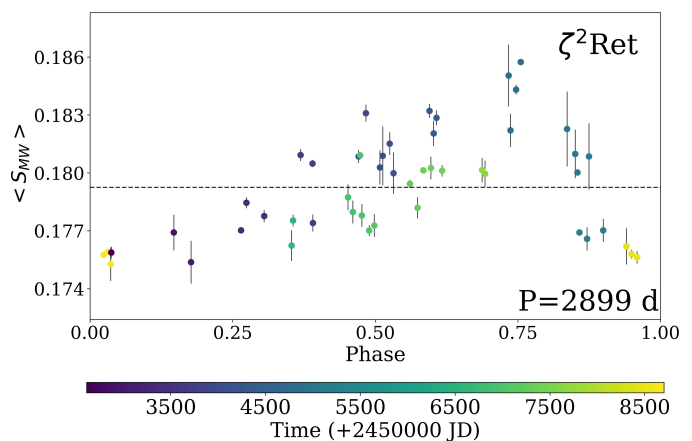


Fig. 3. Monthly means of the Mount Wilson indexes for ζ^2 Ret phased with a period of ~ 7.9 yr. The observing seasons are represented by coloured circles. The error bars of HARPS data and the corresponding mean activity level (dashed horizontal line) have been included.

us to make a better estimation of the period obtained in Flores et al. (2018b) for ζ^2 Ret.

Flores et al. (2018b) proposed two possible scenarios to explain the large difference in activity between the stars ζ^1 and ζ^2 Ret. In the first scenario, the stars possibly present different rotational periods⁹, which could result in different average activity levels. The second scenario suggests that the star ζ^2 Ret is possibly in a MM state. In the present work we collected new evidence, including more than 430 spectra acquired with the HARPS, REOSC, FEROS, and UVES spectrographs, which support the idea that ζ^2 Ret is possibly in a MM state, due to the following reasons:

- A large difference in the average activity levels between both stars (hereafter Δ). DO98 and Wright (2004) suggested that binary systems (presumably co-eval stars), with significant Δ levels, could point to a MM state of the most inactive star. In particular, DO98 suggest that an age difference (estimated using an activity-age calibration) greater than ~ 1 Gyr could indicate a MM state. Using the DO98 calibration, we estimate ages of 1.5 and 3.3 Gyr for ζ^1 Ret and ζ^2 Ret i.e. a notable difference of ~ 1.8 Gyr. An age difference greater than 1.0 Gyr is also obtained through the Mamajek & Hillenbrand (2008) and Lorenzo-Oliveira et al. (2016) calibrations.
- In fact, the value of $\Delta = 0.24$ dex we found in the present work for most recent years, has increased from the value $\Delta = 0.22$ dex reported in (Flores et al. 2018b)
- The cycle amplitude of ζ^2 Ret decreased notably, from $\Delta S_{\text{MW}} = 0.0084$ to $\Delta S_{\text{MW}} = 0.0045$ in the last cycle i.e. decreased by $\sim 47\%$. We caution that, until now, there is no clear agreement about the solar cycle behaviour during the MM state. Initially, sunspot records suggest that the cycle was interrupted (e.g. Spoerer & Maunder 1890; Eddy 1976; Wilson 1994). However, different works using sunspots counts and cosmogenic isotopes, indicate a weaker but persistent cycle (e.g. Ribes & Nesme-Ribes 1993; Beer et al. 1998; Miyahara et al. 2004; Poluianov et al. 2014; Vaquero et al. 2015). In addition to the Sun, Shah et al.

⁹ The analysis of these new spectroscopic data does not reveal the presence of any reliable rotational modulation for both stars.

(2018) showed that the G5V star HD 4915, a candidate to present a MM state, also reveals a cycle still in progress with decreasing amplitude, similar to ζ^2 Ret.

- The current activity level of ζ^2 Ret is very low ($\langle F_{HK} \rangle \sim 3 \times 10^6 \text{ erg cm}^{-2} \text{ s}^{-1}$). This value is even lower within the statistical error than the theoretical basal level for this object ($F_{HK} = (3.10 \pm 0.07) \times 10^6 \text{ erg cm}^{-2} \text{ s}^{-1}$). The basal value was determined by estimating the sum of the non-photospheric basal flux F'_{HK} for B-V = 0.60 (Mittag et al. 2013), and the photospheric contribution estimated using a synthetic spectra calculated with SYNTHE and ATLAS9 model atmospheres (Kurucz 1993). The stellar parameters of ζ^2 Ret were taken from the high-precision analysis of Saffe et al. (2016).

To find an unambiguous example of a MM candidate is a very difficult task, which is due in part to the fact that a MM state in general is not totally clear, and requires a large observational time span. Up to now, there are only very few MM candidates reported in the literature, being one of them HD 4915 (Shah et al. 2018). For the case of ζ^2 Ret, we profit from the fact that this star belongs to a binary system, which makes it a very valuable candidate. In fact, to our knowledge ζ^2 Ret is the first MM candidate detected through the activity differences in a binary system, as suggested by D098.

Finally, we strongly recommend the search for valuable MM candidates in those binary systems with high activity differences. They can be used as good laboratories to address many questions related to solar/stellar MM, which are yet subjected to intense scrutiny (see Zolotova & Ponyavin 2015; Vaquero et al. 2015; Carrasco et al. 2019, for more details).

Acknowledgements. We warmly thank the anonymous referee for constructive comments that improved the paper. MF, MJA, RIB, NN, and PM acknowledge the financial support of PROJOVI/UNSJ, through the project 80020190300048SJ. Also, RIB, JA, and PM acknowledge the financial support from CONICET in the forms of doctoral and post-doctoral fellowships. JYG acknowledges the support from CNPq.

References

Baliunas, S. & Jastrow, R. 1990, *Nature*, 348, 520
 Baliunas, S. L., Donahue, R. A., Soon, W., & Henry, G. W. 1998, 154, 153
 Baliunas, S. L., Donahue, R. A., Soon, W. H., et al. 1995, *ApJ*, 438, 269
 Beer, J., Tobias, S., & Weiss, N. 1998, *Sol. Phys.*, 181, 237
 Carrasco, V. M. S., Vaquero, J. M., Gallego, M. C., et al. 2019, *ApJ*, 886, 18
 Charbonneau, P. 2010, *Living Reviews in Solar Physics*, 7, 3
 Cincunegui, C., Díaz, R. F., & Mauas, P. J. D. 2007, *A&A*, 469, 309
 Cincunegui, C. & Mauas, P. J. D. 2004, 414, 699
 Donahue, R. A. 1998, in *Astronomical Society of the Pacific Conference Series*, Vol. 154, *Cool Stars, Stellar Systems, and the Sun*, ed. R. A. Donahue & J. A. Bookbinder, 1235
 Eddy, J. A. 1976, *Science*, 192, 1189
 Egeland, R., Soon, W., Baliunas, S., et al. 2017, *ApJ*, 835, 25
 Flores, M., González, J. F., Jaque Arancibia, M., et al. 2018a, *A&A*, 620, A34
 Flores, M., Saffe, C., Buccino, A., et al. 2018b, *MNRAS*, 476, 2751
 Giampapa, M. S. 2012, in *IAU Symposium*, Vol. 286, *IAU Symposium*, ed. C. H. Mandrini & D. F. Webb, 257–267
 Gomes da Silva, J., Santos, N. C., Bonfils, X., et al. 2011, *A&A*, 534, A30
 Henry, T. J., Soderblom, D. R., Donahue, R. A., & Baliunas, S. L. 1996, *AJ*, 111
 Jenkins, J. S., Jones, H. R. A., Pavlenko, Y., et al. 2008, *A&A*, 485, 571
 Judge, P. G. & Saar, S. H. 2007, *ApJ*, 663, 643
 Kurucz, R. 1993, 13
 Lamm, M. H., Bailer-Jones, C. A. L., Mundt, R., Herbst, W., & Scholz, A. 2004, *A&A*, 417, 557
 Lorenzo-Oliveira, D., Porto de Mello, G. F., & Schiavon, R. P. 2016, *A&A*, 594, L3
 Lovis, C., Dumusque, X., Santos, N. C., et al. 2011, *ArXiv e-prints* [arXiv:1107.5325]
 Mamajek, E. E. & Hillenbrand, L. A. 2008, *ApJ*, 687, 1264

Metcalfe, T. S., Basu, S., Henry, T. J., et al. 2010, *ApJ*, 723, L213
 Mittag, M., Schmitt, J. H. M. M., & Schröder, K. P. 2013, *A&A*, 549, A117
 Miyahara, H., Masuda, K., Muraki, Y., et al. 2004, *Sol. Phys.*, 224, 317
 Nagovitsyn, Y. A. 2007, *Astronomy Letters*, 33, 340
 Noyes, R. W., Hartmann, L. W., Baliunas, S. L., Duncan, D. K., & Vaughan, A. H. 1984, *ApJ*, 279, 763
 Poluianov, S. V., Usoskin, I. G., & Kovaltsov, G. A. 2014, *Sol. Phys.*, 289, 4701
 Poppenhäger, K., Robrade, J., Schmitt, J. H. M. M., & Hall, J. C. 2009, *A&A*, 508, 1417
 Ribes, E., Merlin, P., Ribes, J. C., & Bartholot, R. 1989, *Annales Geophysicae*, 7, 321
 Ribes, J. C. & Nesme-Ribes, E. 1993, *A&A*, 276, 549
 Roberts, D. H., Lehar, J., & Dreher, J. W. 1987, *AJ*, 93, 968
 Saar, S. H. & Baliunas, S. L. 1992, in *Astronomical Society of the Pacific Conference Series*, Vol. 27, *The Solar Cycle*, ed. K. L. Harvey, 150–167
 Saffe, C., Flores, M., Jaque Arancibia, M., Buccino, A., & Jofré, E. 2016, *A&A*, 588, A81
 Schrijver, C. J., Dobson, A. K., & Radick, R. R. 1989, *ApJ*, 341, 1035
 Schröder, K. P., Mittag, M., Schmitt, J. H. M. M., et al. 2017, *MNRAS*, 470, 276
 Shah, S. P., Wright, J. T., Isaacson, H., Howard, A. W., & Curtis, J. L. 2018, *The Astrophysical Journal*, 863, L26
 Shaya, E. J. & Olling, R. P. 2011, *ApJS*, 192, 2
 Soon, W. W.-H. & Yaskell, S. H. 2003, *The Maunder Minimum and the Variable Sun-Earth Connection* ((Singapore: World Scientific Publ. C).)
 Spoerer, F. W. G. & Maunder, E. W. 1890, *MNRAS*, 50, 251
 Usoskin, I. G., Mursula, K., & Kovaltsov, G. A. 2001, *J. Geophys. Res.*, 106, 16039
 Usoskin, I. G., Solanki, S. K., Taricco, C., Bhandari, N., & Kovaltsov, G. A. 2006, *A&A*, 457, L25
 Vaquero, J. M., Kovaltsov, G. A., Usoskin, I. G., Carrasco, V. M. S., & Gallego, M. C. 2015, *A&A*, 577, A71
 Vaughan, A. H., Preston, G. W., & Wilson, O. C. 1978, *PASP*, 90, 267
 Wilson, O. C. 1978, *ApJ*, 226, 379
 Wilson, P. R. 1994, *Cambridge Astrophysics Series*, 24
 Wright, J. T. 2004, *AJ*, 128, 1273
 Zechmeister, M. & Kürster, M. 2009, *A&A*, 496, 577
 Zolotova, N. V. & Ponyavin, D. I. 2015, *The Astrophysical Journal*, 800, 42

**Appendix A: Observational data and derived Mount
Wilson indexes for ζ Ret.**

Table A.1. Observational data and derived S_{MW} indexes for the binary system ζ Ret.

HD 20766					HD 20807				
Observing date	xJD	Instrument	Observing program	S_{MW}	Observing date	xJD	Instrument	Observing program	S_{MW}
2000-08-12	1769	REOSC	0800(B)	0.242	2002-12-05	2613.50	UVES	266.D-5655(A)	0.176
2002-08-01	2519	REOSC	0802(C)	0.244	2002-12-05	2613.50	UVES	266.D-5655(A)	0.176
2002-11-21	2600	REOSC	1102(A)	0.260	2002-12-05	2613.50	UVES	266.D-5655(A)	0.177
2003-11-06	2949.25	HARPS	072.C-0513(B)	0.266	2002-12-05	2613.50	UVES	266.D-5655(A)	0.177
2003-11-06	2949.26	HARPS	072.C-0513(B)	0.266	2003-10-27	2939.26	HARPS	072.C-0488(E)	0.179
2003-11-06	2949.26	HARPS	072.C-0513(B)	0.266	2003-10-30	2942.23	HARPS	072.C-0488(E)	0.178
2003-11-06	2949.26	HARPS	072.C-0513(B)	0.267	2003-11-06	2949.27	HARPS	072.C-0513(B)	0.176
2003-11-06	2949.26	HARPS	072.C-0513(B)	0.268	2003-11-06	2949.27	HARPS	072.C-0513(B)	0.176
2003-11-06	2949.27	HARPS	072.C-0513(B)	0.268	2003-11-06	2949.27	HARPS	072.C-0513(B)	0.176
2003-12-05	2979	REOSC	1203(A)	0.264	2003-11-06	2949.27	HARPS	072.C-0513(B)	0.177
2004-02-04	3039.11	HARPS	072.C-0513(D)	0.262	2003-11-06	2949.28	HARPS	072.C-0513(B)	0.177
2004-02-04	3039.12	HARPS	072.C-0513(D)	0.264	2003-11-06	2949.28	HARPS	072.C-0513(B)	0.177
2004-02-04	3039.12	HARPS	072.C-0513(D)	0.265	2004-02-04	3039.13	HARPS	072.C-0513(D)	0.174
2004-02-04	3039.12	HARPS	072.C-0513(D)	0.265	2004-02-04	3039.13	HARPS	072.C-0513(D)	0.174
2004-02-04	3039.13	HARPS	072.C-0513(D)	0.266	2004-02-04	3039.14	HARPS	072.C-0513(D)	0.175
2004-02-04	3039.13	HARPS	072.C-0513(D)	0.269	2004-02-04	3039.14	HARPS	072.C-0513(D)	0.175
2004-10-28	3306.33	HARPS	074.C-0012(A)	0.266	2004-02-04	3039.14	HARPS	072.C-0513(D)	0.176
2004-10-28	3306.33	HARPS	074.C-0012(A)	0.267	2004-02-04	3039.15	HARPS	072.C-0513(D)	0.178
2004-10-28	3306.33	HARPS	074.C-0012(A)	0.268	2004-10-28	3306.33	HARPS	074.C-0012(A)	0.177
2005-03-01	3430.06	HARPS	074.C-0012(B)	0.265	2004-10-28	3306.33	HARPS	074.C-0012(A)	0.177
2005-03-01	3430.07	HARPS	074.C-0012(B)	0.265	2004-10-28	3306.34	HARPS	074.C-0012(A)	0.177
2005-03-01	3430.07	HARPS	074.C-0012(B)	0.266	2004-11-26	3335.20	HARPS	072.C-0488(E)	0.178
2005-08-14	3597.82	REOSC	0805(A)	0.266	2004-11-26	3335.20	HARPS	072.C-0488(E)	0.178
2005-09-11	3624.40	HARPS	60.A-9036(A)	0.243	2004-11-26	3335.20	HARPS	072.C-0488(E)	0.179
2005-09-11	3624.41	HARPS	60.A-9036(A)	0.245	2004-11-26	3335.21	HARPS	072.C-0488(E)	0.179
2005-09-11	3624.41	HARPS	60.A-9036(A)	0.246	2005-03-01	3430.05	HARPS	074.C-0012(B)	0.177
2005-11-15	3689.15	HARPS	60.A-9036(A)	0.236	2005-03-01	3430.06	HARPS	074.C-0012(B)	0.178
2005-11-15	3689.16	HARPS	60.A-9036(A)	0.236	2005-03-01	3430.06	HARPS	074.C-0012(B)	0.178
2005-11-15	3689.16	HARPS	60.A-9036(A)	0.236	2005-09-11	3624.42	HARPS	60.A-9036(A)	0.181
2005-11-16	3690.26	HARPS	076.C-0878(A)	0.235	2005-09-11	3624.42	HARPS	60.A-9036(A)	0.181
2005-11-16	3690.26	HARPS	076.C-0878(A)	0.235	2005-09-11	3624.43	HARPS	60.A-9036(A)	0.181
2005-11-16	3690.26	HARPS	076.C-0878(A)	0.236	2005-11-14	3688.15	HARPS	60.A-9036(A)	0.180
2005-11-22	3697.68	REOSC	1105(A)	0.260	2005-11-14	3688.15	HARPS	60.A-9036(A)	0.181
2006-07-14	3930.44	HARPS	077.C-0530(A)	0.237	2005-11-14	3688.16	HARPS	60.A-9036(A)	0.181
2006-07-14	3930.44	HARPS	077.C-0530(A)	0.237	2005-11-16	3690.26	HARPS	076.C-0878(A)	0.177
2006-07-14	3930.44	HARPS	077.C-0530(A)	0.237	2005-11-16	3690.27	HARPS	076.C-0878(A)	0.178
2006-07-20	3936.33	HARPS	077.C-0530(A)	0.234	2005-11-16	3690.27	HARPS	076.C-0878(A)	0.178
2006-07-20	3936.34	HARPS	077.C-0530(A)	0.234	2006-07-16	3932.41	HARPS	077.C-0530(A)	0.180
2006-07-20	3936.34	HARPS	077.C-0530(A)	0.235	2006-07-16	3932.41	HARPS	077.C-0530(A)	0.181
2006-08-26	3973.34	HARPS	077.C-0530(A)	0.236	2006-07-16	3932.41	HARPS	077.C-0530(A)	0.181
2006-08-26	3973.35	HARPS	077.C-0530(A)	0.236	2006-07-20	3936.33	HARPS	077.C-0530(A)	0.181
2006-08-26	3973.35	HARPS	077.C-0530(A)	0.238	2006-07-20	3936.33	HARPS	077.C-0530(A)	0.181
2006-09-07	3985.80	REOSC	0906(A)	0.243	2006-07-20	3936.33	HARPS	077.C-0530(A)	0.181
2006-11-04	4043.12	HARPS	078.C-0044(A)	0.234	2006-08-26	3973.34	HARPS	077.C-0530(A)	0.183
2006-11-18	4057.13	HARPS	078.C-0044(A)	0.234	2006-08-26	3973.34	HARPS	077.C-0530(A)	0.183
2006-11-19	4058.07	HARPS	078.C-0833(A)	0.234	2006-08-26	3973.34	HARPS	077.C-0530(A)	0.184
2006-11-19	4058.07	HARPS	078.C-0833(A)	0.234	2006-11-08	4047.17	HARPS	072.C-0488(E)	0.181
2006-11-19	4058.07	HARPS	078.C-0833(A)	0.234	2006-11-10	4049.19	HARPS	072.C-0488(E)	0.179
2006-12-07	4076.07	HARPS	078.C-0044(A)	0.241	2006-11-12	4051.20	HARPS	072.C-0488(E)	0.181
2006-12-07	4076.10	HARPS	078.C-0833(A)	0.242	2006-11-12	4051.21	HARPS	072.C-0488(E)	0.182
2006-12-07	4076.10	HARPS	078.C-0833(A)	0.243	2006-11-14	4053.25	HARPS	072.C-0488(E)	0.182
2006-12-31	4100.08	HARPS	078.C-0044(A)	0.253	2006-11-14	4053.26	HARPS	072.C-0488(E)	0.182
2006-12-31	4100.25	HARPS	078.C-0833(A)	0.253	2006-11-14	4053.26	HARPS	072.C-0488(E)	0.183
2006-12-31	4100.25	HARPS	078.C-0833(A)	0.256	2006-11-16	4055.23	HARPS	072.C-0488(E)	0.182
2006-12-31	4100.25	HARPS	078.C-0833(A)	0.257	2006-11-16	4055.23	HARPS	072.C-0488(E)	0.182
2007-01-24	4124.10	HARPS	078.C-0044(A)	0.240	2006-11-16	4055.24	HARPS	072.C-0488(E)	0.183
2007-01-24	4124.10	HARPS	078.C-0833(A)	0.240	2006-11-19	4058.07	HARPS	078.C-0833(A)	0.179
2007-01-24	4124.10	HARPS	078.C-0833(A)	0.241	2006-11-19	4058.07	HARPS	078.C-0833(A)	0.180
2007-01-24	4124.10	HARPS	078.C-0833(A)	0.241	2006-11-19	4058.07	HARPS	078.C-0833(A)	0.181
2007-02-02	4133.14	HARPS	078.C-0044(A)	0.259	2006-12-07	4076.09	HARPS	072.C-0488(E)	0.180
2007-02-03	4134.10	HARPS	078.C-0044(A)	0.257	2006-12-07	4076.09	HARPS	072.C-0488(E)	0.181
2007-07-29	4310.42	HARPS	079.C-0681(A)	0.264	2006-12-07	4076.09	HARPS	072.C-0488(E)	0.181
2007-07-29	4310.42	HARPS	079.C-0681(A)	0.264	2006-12-07	4076.24	HARPS	072.C-0488(E)	0.181
2007-07-29	4310.43	HARPS	079.C-0681(A)	0.266	2006-12-07	4076.24	HARPS	078.C-0833(A)	0.177
2007-08-23	4335.32	HARPS	079.C-0681(A)	0.244	2006-12-07	4076.25	HARPS	078.C-0833(A)	0.179
2007-08-23	4335.32	HARPS	079.C-0681(A)	0.246	2006-12-07	4076.25	HARPS	078.C-0833(A)	0.180

Table A.1. continued.

HD 20766					HD 20807				
Observing date	xJD	Instrument	Obs. program	S _{MW}	Observing date	xJD	Instrument	Obs. program	S _{MW}
2007-08-23	4335.32	HARPS	079.C-0681(A)	0.246	2006-12-31	4100.25	HARPS	078.C-0833(A)	0.182
2007-09-07	4350.38	HARPS	079.C-0681(A)	0.256	2007-01-15	4115.08	HARPS	072.C-0488(E)	0.182
2007-09-07	4350.38	HARPS	079.C-0681(A)	0.257	2007-01-20	4120.11	HARPS	072.C-0488(E)	0.179
2007-09-07	4350.39	HARPS	079.C-0681(A)	0.257	2007-01-20	4120.11	HARPS	072.C-0488(E)	0.179
2007-12-13	4448.69	REOSC	1207(B)	0.259	2007-01-20	4120.12	HARPS	072.C-0488(E)	0.179
2008-09-22	4730.76	REOSC	0908(D)	0.264	2007-01-20	4120.12	HARPS	072.C-0488(E)	0.179
2008-12-20	4821.61	REOSC	1208(C)	0.266	2007-01-20	4120.12	HARPS	072.C-0488(E)	0.180
2009-12-02	5188	REOSC	1009(B)	0.268	2007-01-21	4121.08	HARPS	072.C-0488(E)	0.180
2010-01-05	5201.03	FEROS	084.A-9004(B)	0.258	2007-01-21	4121.08	HARPS	072.C-0488(E)	0.181
2011-09-14	5819.76	REOSC	0911(B)	0.258	2007-01-21	4121.09	HARPS	072.C-0488(E)	0.182
2013-08-31	6535.88	REOSC	0813(A)	0.253	2007-01-23	4123.08	HARPS	078.C-0833(A)	0.178
2014-02-11	6699.03	FEROS	092.A-9002(A)	0.253	2007-01-23	4123.08	HARPS	078.C-0833(A)	0.180
2015-09-08	7273	REOSC	0915(C)	0.268	2007-01-23	4123.08	HARPS	078.C-0833(A)	0.180
					2007-07-29	4310.43	HARPS	079.C-0681(A)	0.183
					2007-07-29	4310.43	HARPS	079.C-0681(A)	0.184
					2007-07-29	4310.43	HARPS	079.C-0681(A)	0.184
					2007-08-03	4315.36	HARPS	072.C-0488(E)	0.183
					2007-08-03	4315.37	HARPS	072.C-0488(E)	0.183
					2007-08-03	4315.37	HARPS	072.C-0488(E)	0.183
					2007-08-23	4335.31	HARPS	079.C-0681(A)	0.181
					2007-08-23	4335.31	HARPS	079.C-0681(A)	0.182
					2007-08-23	4335.32	HARPS	079.C-0681(A)	0.183
					2007-09-07	4350.41	HARPS	079.C-0681(A)	0.182
					2007-09-07	4350.41	HARPS	079.C-0681(A)	0.183
					2007-09-07	4350.41	HARPS	079.C-0681(A)	0.183
					2008-09-22	4731.29	HARPS	072.C-0488(E)	0.187
					2008-09-22	4731.29	HARPS	072.C-0488(E)	0.187
					2008-09-22	4731.29	HARPS	072.C-0488(E)	0.187
					2008-09-22	4731.30	HARPS	072.C-0488(E)	0.187
					2008-09-22	4731.30	HARPS	072.C-0488(E)	0.187
					2008-09-22	4731.30	HARPS	072.C-0488(E)	0.188
					2008-09-22	4731.30	HARPS	072.C-0488(E)	0.188
					2008-09-27	4736.22	HARPS	072.C-0488(E)	0.183
					2008-09-27	4736.22	HARPS	072.C-0488(E)	0.184
					2008-09-27	4736.22	HARPS	072.C-0488(E)	0.184
					2008-09-27	4736.23	HARPS	072.C-0488(E)	0.184
					2008-09-28	4737.31	HARPS	072.C-0488(E)	0.183
					2008-09-28	4737.32	HARPS	072.C-0488(E)	0.183
					2008-09-28	4737.32	HARPS	072.C-0488(E)	0.184
					2008-09-28	4737.32	HARPS	072.C-0488(E)	0.184
					2008-09-28	4737.32	HARPS	072.C-0488(E)	0.184
					2008-09-28	4737.32	HARPS	072.C-0488(E)	0.184
					2008-09-28	4737.32	HARPS	072.C-0488(E)	0.185
					2008-09-28	4737.32	HARPS	072.C-0488(E)	0.185
					2008-09-29	4738.32	HARPS	072.C-0488(E)	0.183
					2008-09-29	4738.33	HARPS	072.C-0488(E)	0.184
					2008-09-29	4738.33	HARPS	072.C-0488(E)	0.184
					2008-09-29	4738.33	HARPS	072.C-0488(E)	0.184
					2008-09-29	4738.33	HARPS	072.C-0488(E)	0.185
					2008-09-29	4738.34	HARPS	072.C-0488(E)	0.185
					2008-09-29	4738.34	HARPS	072.C-0488(E)	0.186
					2008-10-03	4742.25	HARPS	072.C-0488(E)	0.180
					2008-10-07	4746.22	HARPS	072.C-0488(E)	0.183
					2008-10-07	4746.23	HARPS	072.C-0488(E)	0.183
					2008-10-07	4746.23	HARPS	072.C-0488(E)	0.183
					2008-10-07	4746.23	HARPS	072.C-0488(E)	0.183
					2008-10-07	4746.23	HARPS	072.C-0488(E)	0.183
					2008-11-04	4774.20	HARPS	072.C-0488(E)	0.184
					2008-11-04	4774.21	HARPS	072.C-0488(E)	0.184
					2008-11-04	4774.21	HARPS	072.C-0488(E)	0.184
					2008-11-06	4776.23	HARPS	072.C-0488(E)	0.184
					2008-11-06	4776.23	HARPS	072.C-0488(E)	0.184
					2008-11-06	4776.24	HARPS	072.C-0488(E)	0.185
					2008-11-06	4776.24	HARPS	072.C-0488(E)	0.185
					2008-11-06	4776.24	HARPS	072.C-0488(E)	0.185
					2008-11-30	4800.15	HARPS	072.C-0488(E)	0.186
					2008-11-30	4800.16	HARPS	072.C-0488(E)	0.186

Table A.1. continued.

HD 20766					HD 20807				
Observing date	xJD	Instrument	Obs. program	S _{MW}	Observing date	xJD	Instrument	Obs. program	S _{MW}
					2009-07-27	5039.43	HARPS	183.C-0972(A)	0.185
					2009-07-29	5041.38	HARPS	183.C-0972(A)	0.183
					2009-07-29	5041.38	HARPS	183.C-0972(A)	0.183
					2009-07-29	5041.38	HARPS	183.C-0972(A)	0.183
					2009-07-29	5041.39	HARPS	183.C-0972(A)	0.184
					2009-08-21	5064.40	HARPS	183.C-0972(A)	0.179
					2009-08-21	5064.40	HARPS	183.C-0972(A)	0.179
					2009-08-27	5070.36	HARPS	183.C-0972(A)	0.179
					2009-09-24	5098.26	HARPS	183.C-0972(A)	0.181
					2009-09-24	5098.26	HARPS	183.C-0972(A)	0.182
					2009-09-24	5098.27	HARPS	183.C-0972(A)	0.182
					2009-09-29	5103.29	HARPS	183.C-0972(A)	0.180
					2009-09-29	5103.30	HARPS	183.C-0972(A)	0.180
					2009-09-29	5103.30	HARPS	183.C-0972(A)	0.180
					2009-10-09	5113.75	UVES	266.D-5655(A)	0.176
					2009-10-09	5113.75	UVES	266.D-5655(A)	0.176
					2009-11-16	5151.20	HARPS	183.C-0972(A)	0.176
					2009-11-16	5151.20	HARPS	183.C-0972(A)	0.176
					2009-11-16	5151.21	HARPS	183.C-0972(A)	0.176
					2009-11-16	5151.21	HARPS	183.C-0972(A)	0.176
					2009-11-20	5155.15	HARPS	183.C-0972(A)	0.176
					2009-11-20	5155.15	HARPS	183.C-0972(A)	0.176
					2009-11-20	5155.15	HARPS	183.C-0972(A)	0.176
					2009-11-20	5155.15	HARPS	183.C-0972(A)	0.176
					2009-11-20	5155.16	HARPS	183.C-0972(A)	0.177
					2009-11-20	5155.16	HARPS	183.C-0972(A)	0.177
					2009-11-22	5157.13	HARPS	183.C-0972(A)	0.178
					2009-11-22	5157.13	HARPS	183.C-0972(A)	0.178
					2009-11-22	5157.14	HARPS	183.C-0972(A)	0.178
					2009-11-28	5163.11	HARPS	183.C-0972(A)	0.182
					2009-11-28	5163.12	HARPS	183.C-0972(A)	0.183
					2009-11-28	5163.12	HARPS	183.C-0972(A)	0.183
					2009-12-01	5166.06	HARPS	183.C-0972(A)	0.179
					2009-12-01	5166.06	HARPS	183.C-0972(A)	0.179
					2009-12-01	5166.07	HARPS	183.C-0972(A)	0.179
					2009-12-01	5166.07	HARPS	183.C-0972(A)	0.180
					2010-01-31	5227.06	HARPS	183.C-0972(A)	0.178
					2010-02-03	5230.05	HARPS	183.C-0972(A)	0.176
					2010-02-03	5230.05	HARPS	183.C-0972(A)	0.176
					2010-02-03	5230.06	HARPS	183.C-0972(A)	0.176
					2010-02-03	5230.06	HARPS	183.C-0972(A)	0.177
					2010-02-07	5234.03	HARPS	183.C-0972(A)	0.178
					2010-02-07	5234.03	HARPS	183.C-0972(A)	0.178
					2010-02-18	5245.03	HARPS	183.C-0972(A)	0.177
					2010-02-18	5245.04	HARPS	183.C-0972(A)	0.177
					2010-02-18	5245.04	HARPS	183.C-0972(A)	0.177
					2010-02-19	5246.01	HARPS	183.C-0972(A)	0.177
					2010-02-19	5246.01	HARPS	183.C-0972(A)	0.177
					2010-02-19	5246.01	HARPS	183.C-0972(A)	0.177
					2010-02-19	5247.00	HARPS	183.C-0972(A)	0.177
					2010-02-20	5247.00	HARPS	183.C-0972(A)	0.177
					2010-02-20	5247.01	HARPS	183.C-0972(A)	0.178
					2010-02-21	5248.00	HARPS	183.C-0972(A)	0.177
					2010-02-21	5248.01	HARPS	183.C-0972(A)	0.177
					2010-02-21	5248.01	HARPS	183.C-0972(A)	0.177
					2013-11-23	6619.11	HARPS	192.C-0852(A)	0.175
					2013-11-23	6619.12	HARPS	192.C-0852(A)	0.175
					2013-11-24	6620.11	HARPS	192.C-0852(A)	0.175
					2013-11-24	6620.11	HARPS	192.C-0852(A)	0.175
					2013-11-24	6620.11	HARPS	192.C-0852(A)	0.175
					2013-11-27	6623.19	HARPS	192.C-0852(A)	0.176
					2013-11-27	6623.19	HARPS	192.C-0852(A)	0.177
					2013-11-27	6623.19	HARPS	192.C-0852(A)	0.177
					2013-11-27	6623.19	HARPS	192.C-0852(A)	0.177
					2013-11-27	6623.19	HARPS	192.C-0852(A)	0.177
					2013-11-27	6623.20	HARPS	192.C-0852(A)	0.177

Table A.1. continued.

HD 20766					HD 20807				
Observing date	xJD	Instrument	Obs. program	S _{MW}	Observing date	xJD	Instrument	Obs. program	S _{MW}
					2013-11-29	6625.14	HARPS	192.C-0852(A)	0.177
					2013-11-29	6625.14	HARPS	192.C-0852(A)	0.177
					2013-12-02	6628.09	HARPS	192.C-0852(A)	0.176
					2013-12-02	6628.10	HARPS	192.C-0852(A)	0.176
					2013-12-02	6628.10	HARPS	192.C-0852(A)	0.177
					2013-12-05	6631.07	HARPS	192.C-0852(A)	0.177
					2013-12-05	6631.08	HARPS	192.C-0852(A)	0.177
					2013-12-05	6631.08	HARPS	192.C-0852(A)	0.178
					2014-09-16	6916.36	HARPS	192.C-0852(A)	0.180
					2014-09-19	6919.37	HARPS	192.C-0852(A)	0.178
					2014-09-27	6927.27	HARPS	192.C-0852(A)	0.179
					2014-09-27	6927.28	HARPS	192.C-0852(A)	0.179
					2014-09-29	6929.26	HARPS	192.C-0852(A)	0.178
					2014-09-29	6929.26	HARPS	192.C-0852(A)	0.178
					2014-10-20	6950.38	HARPS	192.C-0852(A)	0.178
					2014-11-28	6989.22	HARPS	192.C-0852(A)	0.181
					2014-11-28	6989.23	HARPS	192.C-0852(A)	0.181
					2014-12-02	6993.11	HARPS	192.C-0852(A)	0.178
					2014-12-02	6993.11	HARPS	192.C-0852(A)	0.179
					2014-12-08	6999.12	HARPS	192.C-0852(A)	0.178
					2014-12-08	6999.13	HARPS	192.C-0852(A)	0.178
					2014-12-12	7003.13	HARPS	192.C-0852(A)	0.177
					2014-12-12	7003.13	HARPS	192.C-0852(A)	0.177
					2015-01-15	7037.11	HARPS	192.C-0852(A)	0.177
					2015-01-15	7037.12	HARPS	192.C-0852(A)	0.178
					2015-01-16	7038.05	HARPS	192.C-0852(A)	0.177
					2015-01-16	7038.05	HARPS	192.C-0852(A)	0.177
					2015-01-16	7038.06	HARPS	192.C-0852(A)	0.177
					2015-02-12	7065.06	HARPS	192.C-0852(A)	0.177
					2015-08-21	7255.37	HARPS	192.C-0852(A)	0.179
					2015-08-21	7255.38	HARPS	192.C-0852(A)	0.179
					2015-08-21	7255.38	HARPS	192.C-0852(A)	0.180
					2015-09-28	7293.29	HARPS	192.C-0852(A)	0.178
					2015-09-28	7293.29	HARPS	192.C-0852(A)	0.178
					2015-09-28	7293.30	HARPS	192.C-0852(A)	0.178
					2015-09-28	7293.30	HARPS	192.C-0852(A)	0.179
					2015-09-28	7293.30	HARPS	192.C-0852(A)	0.179
					2015-09-29	7294.25	HARPS	192.C-0852(A)	0.178
					2015-09-29	7294.25	HARPS	192.C-0852(A)	0.178
					2015-09-29	7294.26	HARPS	192.C-0852(A)	0.179
					2015-09-29	7294.26	HARPS	192.C-0852(A)	0.179
					2015-09-29	7294.26	HARPS	192.C-0852(A)	0.179
					2015-10-05	7300.32	HARPS	192.C-0852(A)	0.177
					2015-10-05	7300.32	HARPS	192.C-0852(A)	0.178
					2015-10-05	7300.33	HARPS	192.C-0852(A)	0.178
					2015-10-09	7304.34	HARPS	192.C-0852(A)	0.177
					2015-10-09	7304.34	HARPS	192.C-0852(A)	0.178
					2015-11-01	7327.18	HARPS	192.C-0852(A)	0.180
					2015-11-01	7327.19	HARPS	192.C-0852(A)	0.180
					2015-12-08	7364.24	HARPS	192.C-0852(A)	0.180
					2015-12-08	7364.24	HARPS	192.C-0852(A)	0.181
					2015-12-08	7364.24	HARPS	192.C-0852(A)	0.181
					2015-12-11	7367.22	HARPS	192.C-0852(A)	0.181
					2015-12-11	7367.23	HARPS	192.C-0852(A)	0.181
					2015-12-17	7373.19	HARPS	192.C-0852(A)	0.179
					2015-12-17	7373.20	HARPS	192.C-0852(A)	0.179
					2016-02-08	7426.05	HARPS	192.C-0852(A)	0.180
					2016-02-08	7426.05	HARPS	192.C-0852(A)	0.180
					2016-02-09	7427.06	HARPS	192.C-0852(A)	0.180
					2016-02-09	7427.07	HARPS	192.C-0852(A)	0.180
					2016-02-11	7429.07	HARPS	192.C-0852(A)	0.180
					2016-02-11	7429.08	HARPS	192.C-0852(A)	0.181
					2016-09-01	7632.37	HARPS	196.C-1006(A)	0.179
					2016-09-01	7632.37	HARPS	196.C-1006(A)	0.179
					2016-09-01	7632.38	HARPS	196.C-1006(A)	0.179

Table A.1. continued.

HD 20766					HD 20807				
Observing date	xJD	Instrument	Obs. program	S _{MW}	Observing date	xJD	Instrument	Obs. program	S _{MW}
					2016-09-01	7632.38	HARPS	196.C-1006(A)	0.179
					2016-09-01	7632.38	HARPS	196.C-1006(A)	0.180
					2016-09-01	7632.38	HARPS	196.C-1006(A)	0.180
					2016-09-11	7642.38	HARPS	196.C-1006(A)	0.181
					2016-09-11	7642.38	HARPS	196.C-1006(A)	0.181
					2016-09-11	7642.38	HARPS	196.C-1006(A)	0.181
					2016-09-11	7642.38	HARPS	196.C-1006(A)	0.181
					2016-09-12	7643.34	HARPS	196.C-1006(A)	0.180
					2016-09-12	7643.35	HARPS	196.C-1006(A)	0.180
					2016-09-12	7643.35	HARPS	196.C-1006(A)	0.180
					2016-09-13	7644.33	HARPS	196.C-1006(A)	0.180
					2016-09-13	7644.33	HARPS	196.C-1006(A)	0.180
					2016-09-13	7644.34	HARPS	196.C-1006(A)	0.181
					2016-09-17	7648.39	HARPS	196.C-1006(A)	0.181
					2016-09-17	7648.39	HARPS	196.C-1006(A)	0.181
					2016-09-17	7648.39	HARPS	196.C-1006(A)	0.181
					2016-09-17	7648.40	HARPS	196.C-1006(A)	0.181
					2016-09-19	7650.29	HARPS	196.C-1006(A)	0.181
					2016-09-19	7650.29	HARPS	196.C-1006(A)	0.181
					2016-09-19	7650.29	HARPS	196.C-1006(A)	0.181
					2016-09-19	7650.30	HARPS	196.C-1006(A)	0.181
					2016-09-23	7654.29	HARPS	196.C-1006(A)	0.179
					2016-09-23	7654.29	HARPS	196.C-1006(A)	0.179
					2016-09-23	7654.29	HARPS	196.C-1006(A)	0.179
					2016-09-23	7654.30	HARPS	196.C-1006(A)	0.180
					2016-09-25	7656.22	HARPS	196.C-1006(A)	0.179
					2016-09-25	7656.22	HARPS	196.C-1006(A)	0.179
					2016-09-25	7656.22	HARPS	196.C-1006(A)	0.180
					2016-09-25	7656.23	HARPS	196.C-1006(A)	0.180
					2016-09-27	7658.26	HARPS	196.C-1006(A)	0.180
					2016-09-27	7658.26	HARPS	196.C-1006(A)	0.180
					2016-09-27	7658.26	HARPS	196.C-1006(A)	0.180
					2016-09-27	7658.26	HARPS	196.C-1006(A)	0.181
					2016-09-29	7660.24	HARPS	196.C-1006(A)	0.179
					2016-09-29	7660.24	HARPS	196.C-1006(A)	0.180
					2016-09-29	7660.24	HARPS	196.C-1006(A)	0.180
					2016-09-29	7660.25	HARPS	196.C-1006(A)	0.181
					2016-10-01	7662.28	HARPS	196.C-1006(A)	0.179
					2016-10-01	7662.28	HARPS	196.C-1006(A)	0.179
					2016-10-01	7662.28	HARPS	196.C-1006(A)	0.180
					2016-10-01	7662.28	HARPS	196.C-1006(A)	0.180
					2018-10-18	8409.18	HARPS	0102.C-0584(A)	0.178
					2018-10-21	8412.26	HARPS	0102.C-0584(A)	0.175
					2018-10-22	8413.21	HARPS	0102.C-0584(A)	0.176
					2018-11-15	8437.23	HARPS	0102.C-0584(A)	0.176
					2018-11-18	8440.11	HARPS	0102.C-0584(A)	0.176
					2018-11-18	8440.12	HARPS	0102.C-0584(A)	0.176
					2018-11-18	8440.12	HARPS	0102.C-0584(A)	0.176
					2018-12-15	8467.10	HARPS	0102.C-0584(A)	0.175
					2018-12-15	8467.10	HARPS	0102.C-0584(A)	0.175
					2018-12-15	8467.10	HARPS	0102.C-0584(A)	0.176
					2018-12-17	8469.07	HARPS	0102.C-0584(A)	0.176
					2018-12-17	8469.07	HARPS	0102.C-0584(A)	0.176
					2018-12-17	8469.08	HARPS	0102.C-0584(A)	0.176
					2018-12-19	8471.21	HARPS	0102.C-0584(A)	0.175
					2018-12-19	8471.21	HARPS	0102.C-0584(A)	0.176
					2018-12-19	8471.22	HARPS	0102.C-0584(A)	0.176
					2019-07-02	8666.42	HARPS	0103.C-0206(A)	0.176
					2019-07-02	8666.42	HARPS	0103.C-0206(A)	0.176
					2019-07-25	8689.34	HARPS	0103.C-0206(A)	0.176
					2019-07-25	8689.35	HARPS	0103.C-0206(A)	0.176
					2019-08-06	8701.44	HARPS	0103.C-0206(A)	0.176
					2019-08-06	8701.45	HARPS	0103.C-0206(A)	0.176
					2019-08-06	8701.45	HARPS	0103.C-0206(A)	0.176
					2019-08-06	8701.45	HARPS	0103.C-0206(A)	0.176
					2019-08-06	8701.45	HARPS	0103.C-0206(A)	0.176

Table A.1. continued.

HD 20766					HD 20807				
Observing date	xJD	Instrument	Obs. program	S _{MW}	Observing date	xJD	Instrument	Obs. program	S _{MW}
					2019-08-06	8701.45	HARPS	0103.C-0206(A)	0.176
					2019-08-07	8702.27	HARPS	0103.C-0206(A)	0.175
					2019-08-07	8702.27	HARPS	0103.C-0206(A)	0.175
					2019-08-07	8702.28	HARPS	0103.C-0206(A)	0.175
					2019-08-07	8702.28	HARPS	0103.C-0206(A)	0.175
					2019-08-07	8702.28	HARPS	0103.C-0206(A)	0.176
					2019-08-07	8702.28	HARPS	0103.C-0206(A)	0.176
					2019-08-08	8703.35	HARPS	0103.C-0206(A)	0.173
					2019-08-08	8703.36	HARPS	0103.C-0206(A)	0.173
					2019-08-08	8703.36	HARPS	0103.C-0206(A)	0.174
					2019-08-08	8703.36	HARPS	0103.C-0206(A)	0.175
					2019-08-09	8704.28	HARPS	0103.C-0206(A)	0.175
					2019-08-09	8704.28	HARPS	0103.C-0206(A)	0.175
					2019-08-09	8704.28	HARPS	0103.C-0206(A)	0.175
					2019-08-09	8704.28	HARPS	0103.C-0206(A)	0.176
					2019-08-09	8704.29	HARPS	0103.C-0206(A)	0.177
					2019-08-13	8708.27	HARPS	0103.C-0206(A)	0.175
					2019-08-13	8708.27	HARPS	0103.C-0206(A)	0.175
					2019-08-13	8708.27	HARPS	0103.C-0206(A)	0.175
					2019-08-13	8708.28	HARPS	0103.C-0206(A)	0.175
					2019-08-13	8708.28	HARPS	0103.C-0206(A)	0.175
					2019-08-13	8708.28	HARPS	0103.C-0206(A)	0.176

Notes. Columns 2 and 7: Julian day xJD=JD-2 450 000. Columns 4 and 9: ID programs corresponding to ESO and REOSC observations.