

Testing mean-field theory for jamming of non-spherical particles: Contact number, gap distribution, and vibrational density of states

Harukuni Ikeda^{1,*}

¹*Graduate School of Arts and Sciences, The University of Tokyo 153-8902, Japan*
(Dated: January 1, 2022)

We perform numerical simulations of the jamming transition of non-spherical particles in two dimensions. In particular, we systematically investigate how the physical quantities at the jamming transition point behave when the shapes of the particle deviate slightly from the perfect disks. For efficient numerical simulation, we first derive an analytical expression of the gap function, using the perturbation theory around the reference disks. Starting from disks, we observe the effects of the deformation of the shapes of particles by the n -th order term of the Fourier series $\sin(n\theta)$. We show that the several physical quantities, such as the number of contacts, gap distribution, and characteristic frequencies of the vibrational density of states, show the power-law behaviors with respect to the linear deviation from the reference disks. The power-law behaviors do not depend on n and are fully consistent with the mean-field theory of the jamming of non-spherical particles. This result suggests that the mean-field theory holds very generally for nearly spherical particles whose shape can be expressed by the Fourier series.

I. INTRODUCTION

The jamming transition is a phenomenon that granular materials suddenly get finite rigidity at a certain density referred to as the jamming transition point φ_J [1, 2]. Near φ_J , several physical quantities, such as energy, mechanical pressure, shear modulus, and contact number, exhibit the power-law behaviors [3]. This implies that the jamming transition is a critical phenomenon [1, 2], such as the second-order phase transition of equilibrium systems [4].

The simplest model to study the jamming transition is the system consisting of frictionless spherical particles. The systematic numerical simulations confirmed that the critical exponents of several physical quantities do not depend on the spatial dimensions d for $d \geq 2$ [3, 5, 6], while different exponents appear in a quasi-one-dimensional system [7]. The dimensional independence of the critical exponents suggests that the exact values of the critical exponents can be calculated by considering the large dimensional limit $d \rightarrow \infty$, where the mean-field theory becomes exact [6, 8]. This calculation has been done by using the replica method, which was originally developed for the spin-glasses, but is now widely used for many disordered systems [9, 10]. Resultant critical exponents well agree with the numerical results in $d \geq 2$ [6, 8]. Several other mean-field theories, such as the variational argument [11, 12], effective medium theory [13, 14], and random matrix theory [15, 16], are also successfully applied to derive the scaling laws of the jamming transition.

Motivated by the success of the mean-field theories for the jamming of spherical particles, we recently developed a mean-field theory of the jamming of nearly spherical particles [17, 18]. The theory predicts that several physical quantities, such as the contact number and gap dis-

tribution, exhibit the singular behaviors in the limit of perfect spheres. The theoretical conjectures, however, have been confirmed mainly for the *breathing* particles, which are believed to have the same universality class of non-spherical particles [17]. It is, of course, desirable to perform a more direct test for non-spherical particles. That is the purpose of this work.

The problem is that for particles of general shape, it is numerically demanding and technically involved to calculate the gap function, which is the minimal distance between two particles and used to judge if two particles are overlapped or not [19]. However, since we are interested in the case where the particle shapes are close to perfect spheres, we can derive an analytic form of the gap function by using a perturbation expansion from the reference spheres [20, 21]. This allows us to perform an efficient numerical simulation.

We consider a particle system in two dimensions $d = 2$. Starting from perfect disks, we deform the shapes of particles by the n -th order term of the Fourier series $\propto \sin(n\theta)$. We observe how this deformation affects the physical quantities, such as the contact number, gap distribution function, and characteristic frequencies of the vibrational density of states, at φ_J . We find that the qualitative behaviors do not depend on n and fully consistent with the mean-field predictions.

The organization of the paper is as follows. In Sec. II, we summarize the previous results for jamming of frictionless spherical and non-spherical particles. In Sec. III, we introduce the model and several important physical quantities. In Sec. IV, we discuss the approximation to calculate the gap function and interaction potential. In Sec. V, we discuss the numerical algorithm to generate configurations at the jamming transition point. In Sec. VI, we check the validity of our approximation by comparing the result of our model for $n = 2$ with a previous result of ellipses. In Sec. VII, we discuss the behavior of φ_J and the fraction of rattles. In Sec. VIII, we discuss the scaling of the contact number at the jamming

* hiked@ecc.u-tokyo.ac.jp

transition point. In Sec. IX, we discuss the scaling of the gap function. In Sec. X, we discuss the behavior of the vibrational density of states. Finally, in Sec. XI, we summarize the results and conclude the work.

II. PREVIOUS RESULTS

We here summarize the previous numerical and theoretical results for the jamming transition of frictionless spherical and non-spherical particles.

A. Spherical particles

Frictionless spherical particles are *isostatic* at the jamming transition point in the thermodynamics limit. We first explain the concept of the isostaticity. A system is said to be isostatic if it satisfies the following condition:

$$N_c = N_f, \quad (1)$$

where N_c denotes the total number of constraints of the system, and N_f denotes the total number of degrees of freedom. For N frictionless spherical particles in d dimensions, the total number of degrees of freedom is

$$N_f = Nd. \quad (2)$$

For a jammed configuration generated by the isotropic compression, N_c is written as

$$N_c = \frac{Nz}{2} + d, \quad (3)$$

where z denotes the number of contacts per particle. In Eq. (3), the first term $Nz/2$ represents the total number of contacts, and the second term d comes from the requirement for the positive bulk modulus [22]. Therefore, if the system is isostatic, the contact number per particles is

$$z_{\text{iso}} = 2d - \frac{2d}{N}. \quad (4)$$

The systematic numerical simulations revealed that frictionless spherical particles are almost isostatic at φ_J , more precisely, the contact number at φ_J , $z_J \equiv z(\varphi_J)$, is [23]

$$z_J - z_{\text{iso}} \propto \frac{1}{N}. \quad (5)$$

In particular, $z_J \rightarrow z_{\text{iso}}$ in the thermodynamic limit $N \rightarrow \infty$ [3, 24].

z increases on increasing the packing fraction φ . Numerical studies near φ_J revealed that z exhibits the following power-law behavior [3, 23]:

$$\delta z \equiv z - z_{\text{iso}} \propto \delta\varphi^{1/2}, \quad (6)$$

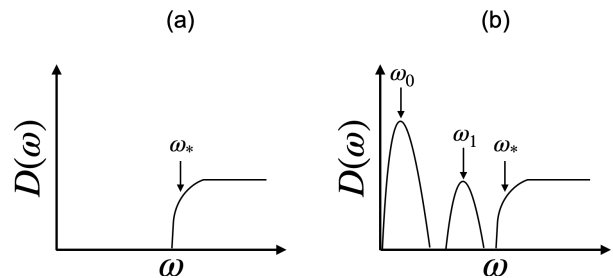


FIG. 1. Schematic picture of $D(\omega)$. (a) $D(\omega)$ of spherical particles. (b) $D(\omega)$ of non-spherical particles.

where $\delta\varphi = \varphi - \varphi_J$. Another interesting power-law appears if one observes the gap distribution,

$$g(h) = \frac{1}{N} \sum_{i < j} \Theta(-h_{ij}) \delta(h - h_{ij}), \quad (7)$$

where $\Theta(x)$ denotes the Heaviside step function, and h_{ij} denotes the gap function defined as

$$h_{ij} = |\mathbf{r}_i - \mathbf{r}_j| - R_i - R_j. \quad (8)$$

Here \mathbf{r}_i and R_i denote the position and radius of the i -th particle, respectively. At φ_J in the thermodynamic limit, $g(h)$ exhibits the power law for $h \ll 1$ [25, 26]:

$$g(h) \sim h^{-\gamma}, \quad (9)$$

where $\gamma \approx 0.41$ [6, 27]. For $\varphi > \varphi_J$, on the contrary, the power-law is truncated at finite h [26, 28]:

$$g(h) \sim \begin{cases} \delta\varphi^{-\mu\gamma} & h \ll \delta\varphi^\mu \\ h^{-\gamma} & h \gg \delta\varphi^\mu \end{cases}, \quad (10)$$

where

$$\mu = \frac{1}{2(1 - \gamma)}. \quad (11)$$

Finally, in Fig. 1 (a), we show the schematic figure of the vibrational density of states near φ_J . $D(\omega)$ exhibits a plateau down to the characteristic frequency ω_* . ω_* exhibits the following power-law behavior [3, 11]:

$$\omega_* \sim \delta z \sim \delta\varphi^{1/2}. \quad (12)$$

Several mean-field theories, such as the variational argument [11, 12], effective medium theory [13, 14], and replica method [6, 28], have been successful in reproducing the above scaling behaviors of the jamming of frictionless spherical particles. This motivates us to develop the mean-field theories for the jamming of non-spherical particles, which we shall discuss in the next subsection.

B. non-spherical particles

The vibrational argument predicts the same scaling laws as Eqs. (6) and (12), for a system satisfying the isostaticity Eq. (1) at φ_J [12]. The same argument holds even for non-spherical particles. For instance, frictionless dimers become isostatic at φ_J [29], and a systematic numerical simulation indeed confirmed the same scaling laws as spherical particles [30, 31]. More generally, for non-spherical particles consisting of spherical particles, such as dimers, trimers, \dots , n -mers, one can show that the systems are isostatic at φ_J (see Appendix. A for a theoretical argument).

On the contrary, the deformation from the perfect sphere (or dimer, trimer, \dots), in general, breaks the isostaticity. For instance, frictionless ellipsoids [29, 32–36], spherocylinders [37–40], superballs [41], superellipsoids [42], and circulo-polygons [43] have been known to be *hypostatic* $N_c < N_f$ at φ_J . In the previous works, we have constructed the mean-field theories and derived the scaling laws for non-spherical particles, which are hypostatic at φ_J [17, 18, 20]. Below we summarize the main results.

The diameter R of a non-spherical particle depends on the direction \mathbf{n} . We shall write R as

$$R(\mathbf{n}, \Delta) = R_0 (1 + \Delta F(\mathbf{n})), \quad (13)$$

where R_0 denotes the radius of the reference sphere, Δ represents the linear deviation from the reference sphere, and $F(\mathbf{n})$ characterizes the particle shape. The mean-field theory predicts that for $\Delta \ll 1$, the contact number at φ_J behaves as

$$\delta z_J = z_J(\Delta) - z_{\text{iso}} \propto \Delta^{1/2}, \quad (14)$$

and $g(h)$ behaves as

$$g(h) \sim \begin{cases} \Delta^{-\mu\gamma} & h \ll \Delta^\mu \\ h^{-\gamma} & h \gg \Delta^\mu \end{cases}. \quad (15)$$

In Fig. 1, we also show the schematic picture of $D(\omega)$ of non-spherical particles. As in the case of spherical particles, $D(\omega)$ exhibits a plateau down to ω_* . In addition, $D(\omega)$ of non-spherical particles has two additional peaks at $\omega_0, \omega_1 \ll \omega_*$. The characteristic frequencies exhibit the power-law behaviors:

$$\omega_0 \sim \Delta^{1/2} \delta \varphi^{1/2}, \quad \omega_1 \sim \Delta, \quad \omega_* \sim \Delta^{1/2}. \quad (16)$$

In particular, at φ_J , we get

$$\omega_0 = 0, \quad \omega_1 \sim \Delta, \quad \omega_* \sim \Delta^{1/2}. \quad (17)$$

This suggests that the modes in the lowest band become zero modes at φ_J . These zero modes are consequence of the hypostaticity $N_c < N_f$ and referred to as the quartic modes [35]. Eqs. (14), (15), and (17) imply that increasing Δ at φ_J causes the same results as increasing $\delta \varphi$ of spherical particles.

So far, Eq. (14) has been checked only for systems with small system size $N = 100$, where the power-law is barely visible [17], Eq. (15) has not been checked for non-spherical particles, and Eq. (17) has been checked only for ellipsoids [34]. The purpose of this work is to test the mean-field predictions for general shapes of non-spherical particles at φ_J .

III. SETTINGS

Here we introduce the model and several important physical quantities.

A. Model

We consider a two dimensional system consisting of N non-spherical particles. The radius of a non-spherical particle depends on its angle $\theta \in [0, 2\pi)$. We shall write the radius of the i -th particle as

$$R_i(\theta) = R_i^0 [1 + \Delta F(\theta)], \quad (18)$$

where R_i^0 denotes the radius of the reference disk defined by

$$R_i^0 = \frac{1}{2\pi} \int_0^{2\pi} d\theta R_i(\theta). \quad (19)$$

Δ represents the linear deviation from the reference disk, and the function $F(\theta)$ characterizes the particle shape. $F(\theta)$ satisfies

$$\int_0^{2\pi} d\theta F(\theta) = 0. \quad (20)$$

Since $F(\theta)$ is a periodic function, it is natural to express $F(\theta)$ by the Fourier series as

$$F(\theta) = \sum_{n=1}^{\infty} a_n \sin(n\theta + b_n), \quad (21)$$

where the constant term does not appear due to Eq. (20). Starting from the reference disk $R_i(\theta) = R_i^0$, we want to investigate how the n -th term of the Fourier series perturbs the physical quantities at φ_J . For this purpose, we shall consider the following functional form of $R_i(\theta)$:

$$R_i(\theta) = R_i^0 [1 + \Delta F_n(\theta)], \quad (22)$$

$$F_n(\theta) = \frac{\sin(n\theta)}{n}. \quad (23)$$

When $\Delta = 0$, the i -th particle is, of course, a disk of the radius $R_i(\theta) = R_i^0$. On increasing Δ , the shape of the i -th particle gradually deviates from the reference disk. In Fig. 2, we illustrate the corresponding particle shape for various n and Δ .

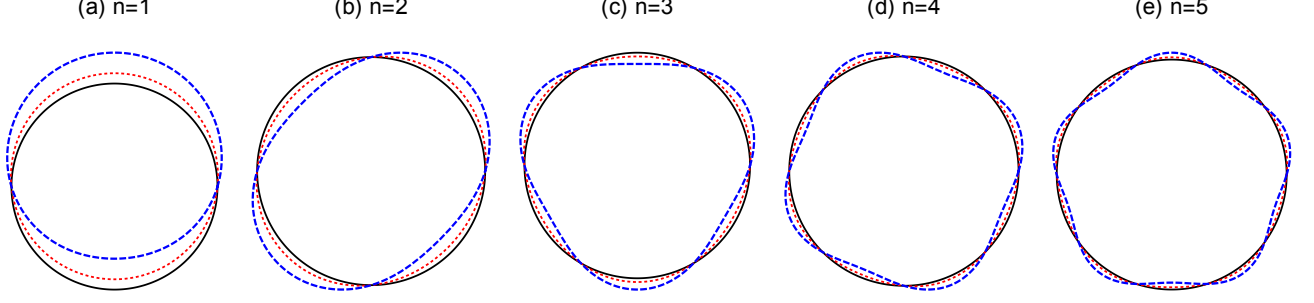


FIG. 2. Particle shapes for various n and Δ . Black solid, red dotted, and blue dashed lines denote polar plots of $R_i(\theta)/R_i^0 = 1 + \Delta F_n(\theta)$ for $\Delta = 0, 0.1$, and 0.3 , respectively.

B. Volume fraction

We define the volume fraction φ as

$$\varphi = \frac{\sum_{i=1}^N S_i}{L^2}, \quad (24)$$

where L denotes the linear distance of the system, and S_i denotes the surface of the i -th particle calculated as

$$S_i = \int_0^{2\pi} d\theta \int_0^{R_i(\theta)} r dr = \frac{(R_i^0)^2}{2} \int_0^{2\pi} d\theta [1 + \Delta F_n(\theta)]^2. \quad (25)$$

C. Asphericity

For a particle of general shape, it is not always straightforward to find out the parameter corresponding to the linear deviation from the reference disk Δ . It is sometimes convenient to use the asphericity:

$$A_i = \frac{P_i^2}{4\pi S_i}, \quad (26)$$

where P_i denotes the perimeter calculated as

$$P_i = \int_0^{2\pi} d\theta \sqrt{R_i(\theta)^2 + \left(\frac{dR_i(\theta)}{d\theta}\right)^2}. \quad (27)$$

A_i is calculated straightforwardly for particles of any shape. Furthermore, it is possible to derive the scaling relation between A_i and Δ , as follows. A_i takes the minimal value $A_i = 1$ for a disk $\Delta = 0$, and $A_i > 1$ for a non-disk $\Delta \neq 0$. Therefore, we get

$$A_i(\Delta) = 1 + \frac{\Delta^2}{2} A_i''(\Delta) \quad (28)$$

$$\rightarrow \Delta \propto (A_i - 1)^{1/2}, \quad (29)$$

where the linear order term does not appear, as $A_i(\Delta)$ has a minimum at $\Delta = 0$. Eq. (29) allows to convert the

scaling laws for Δ Eqs. (14,15,16) to that for A_i [20]. By substituting Eq. (22) into Eq. (26), one can see that A_i does not depend on i , $A_i = A$. For $\Delta \ll 1$, we get

$$A \approx 1 + \frac{\Delta^2}{2\pi} \int d\theta (F_n'(\theta)^2 - F_n(\theta)^2) \quad (30)$$

$$= 1 + \frac{\Delta^2}{2} \left(1 - \frac{1}{n^2}\right). \quad (31)$$

Note that $O(\Delta^2)$ order term vanishes for $n = 1$. This means that the $n = 1$ Fourier component only causes the translation of a particle for the lowest order correction [44], as illustrated in Fig. 2 (a). Hereafter we only consider $n > 1$. Later, we use Eq. (31) to compare our result with the previous work of ellipsoids.

IV. INTERACTION POTENTIAL

We consider the harmonic potential [3]:

$$V_N = \sum_{i < j} \frac{h_{ij}^2}{2} \Theta(-h_{ij}), \quad (32)$$

where $\Theta(x)$ denotes the Heaviside step function, and h_{ij} denotes the gap function, which is the minimal distance between particles i and j . In general, it is a non-trivial task to calculate h_{ij} for general shapes of non-spherical particles. Since we are interested in the scaling behaviors for $\Delta \ll 1$, we calculate h_{ij} by using the first order expansion w.r.t Δ , see Appendix. B for details of the calculation. After some manipulations, we get

$$h_{ij} = h_{ij}^{(1)} + O(\Delta^2), \quad (33)$$

$$h_{ij}^{(1)} = |\mathbf{r}_i - \mathbf{r}_j| - R_i^0 - R_j^0 - \Delta [R_i^0 F_n(\theta_i - \theta_{ij}) + R_j^0 F_n(\theta_j - \theta_{ji})], \quad (34)$$

where $\mathbf{r}_i = \{x_i, y_i\}$ denotes the position of the i -th particle, θ_i denotes the direction of the i -th particle, and θ_{ij} denotes the relative angle of particles i and j , namely,

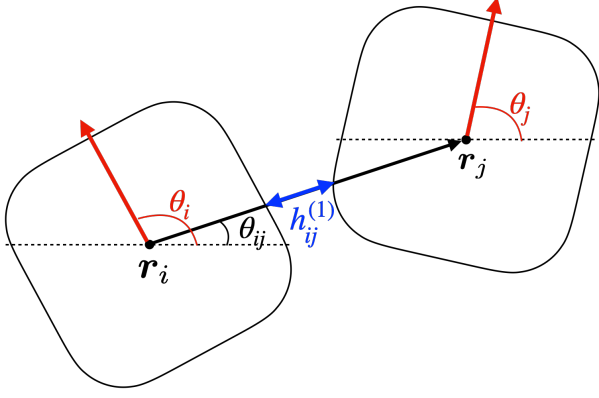


FIG. 3. Definitions of \mathbf{r}_i , \mathbf{r}_j , θ_i , θ_j , θ_{ij} , and $h_{ij}^{(1)}$. Red arrows denote particles directions, black arrow denotes the vector $\mathbf{r}_j - \mathbf{r}_i$, and dashed lines are parallel to the x -axis.

$\theta_{ij} = \text{atan2}(y_j - y_i, x_j - x_i)$, see Fig. 3. Hereafter, we use Eq. (34) to calculate the interaction potential. Obviously, the approximation holds only for $\Delta \ll 1$. Another limitation is that by construction, our approximation allows that two particles have at most a single contact, which is not true for particles of non-convex shapes, such as dimers, even for small aspect ratios [29].

V. NUMERICS

We perform numerical simulations for N particles confined in a $L \times L$ box. We impose the periodic boundary conditions for the both x and y directions. To avoid the crystallization, we consider an equimolar binary mixture: $R_i^0 = 0.5$ for $i = 1, \dots, N/2$ and $R_i^0 = 0.7$ for $i = N/2 + 1, \dots, N$. φ_J is the point at which V_N begins to have a finite value. In practical, we define φ_J as a packing fraction satisfying [3]

$$10^{-16} < V_N/N < 2 \times 10^{-16}. \quad (35)$$

Here we explain how to generate configurations at φ_J . We first generate a random initial configuration at small packing fraction $\varphi = 0.1$. Next, we slightly increase the density $\varphi \rightarrow \varphi + \varepsilon$ with $\varepsilon = 10^{-3}$, and then minimize V_N by using the FIRE algorithm, which combines the standard molecular dynamics of the Newton equation

$$\begin{aligned} m \frac{d^2 \mathbf{r}_i}{dt^2} &= -\frac{\partial V}{\partial \mathbf{r}_i}, \\ I \frac{d^2 \theta_i}{dt^2} &= -\frac{\partial V}{\partial \theta_i}, \end{aligned} \quad (36)$$

with adaptive damping of the velocity [45]. We find that the FIRE converges in a reasonable time if we set $m = 1$ and $I = \Delta$ so that $\dot{\mathbf{r}}_i = O(\Delta^0)$ and $\dot{\theta}_i = O(\Delta^0)$. We stop the FIRE algorithm when $\left(\frac{\partial V_N}{\partial \mathbf{r}_i}\right)^2 + \left(\frac{\partial V_N}{\partial \theta_i}\right)^2 < 10^{-25}$,

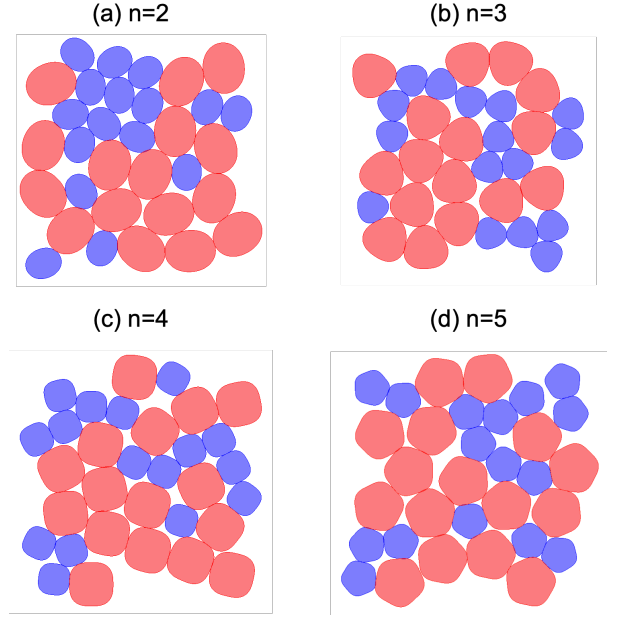


FIG. 4. Configurations at φ_J for $N = 32$, $\Delta = 0.2$ and $n = 2, \dots, 5$.

or $V_N/N < 10^{-16}$ [3]. We repeat the above compression $\delta\varphi \rightarrow \varphi + \varepsilon$ and minimization protocols as long as $V_N/N \leq 10^{-16}$ after the minimization. On the contrary, if $V_N/N > 10^{-16}$ after the minimization, we then decompress the system by changing the sign and amplitude of ε as $\varepsilon \rightarrow -\varepsilon/2$. We repeat the above compression/decompression protocols by changing $\varepsilon \rightarrow -\varepsilon/2$ every time the energy crosses the threshold value $V_N/N = 10^{-16}$. We terminate the simulation when $10^{-16} < V_N/N < 2 \times 10^{-16}$. In Fig. 4, we show configurations at φ_J generated by the above algorithm. When calculate z_J and $g(h)$, we remove the rattles, for which the contact number is less than $d+1 = 3$ [3]. To improve the statistics, we take the average for 50 independent samples.

VI. COMPARISON OF OUR MODEL AND ELLIPSES

In this section, we compare our results with a previous numerical simulation of ellipses [43], where φ_J and z_J were calculated as functions of A . The shape of an ellipse is defined by the following equation:

$$1 = \frac{x^2}{a^2} + \frac{y^2}{b^2}. \quad (37)$$

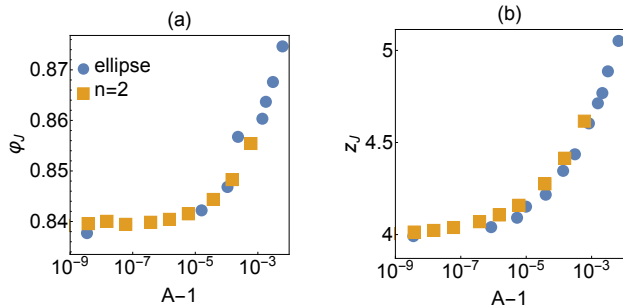


FIG. 5. Comparison of ellipses and our model for $n = 2$. Data for ellipses are taken from Ref. [43].

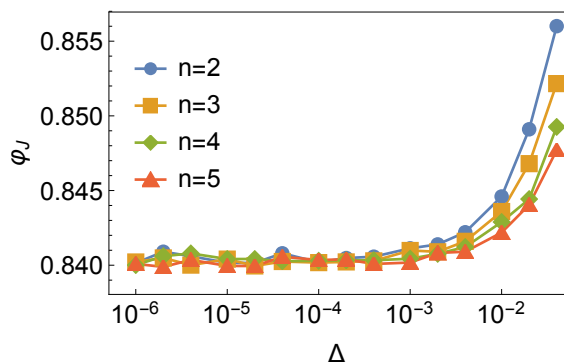


FIG. 6. Δ dependence of φ_J for $N = 1024$.

When the aspect ratio is close to one, say $a = R^0$ and $b = R^0(1 - \varepsilon)$ with $\varepsilon \ll 1$, we get

$$\begin{aligned} R(\theta) &\equiv \sqrt{x^2 + y^2} \approx R^0 \sqrt{1 + 2\varepsilon y^2} \\ &\approx R^0 \left[1 + \varepsilon + \varepsilon \sin\left(2\theta - \frac{\pi}{2}\right) \right]. \end{aligned} \quad (38)$$

As the constant term and phase shift do not change the shapes of particles, Eq. (38) suggests that ellipses can be identified with our model of $n = 2$ in the lowest order. In Fig. 13, we compare our result for $n = 2$ and $N = 512$ with that of ellipses for $N = 480$ [43] (the finite N effect is not visible in the semi-log plot.). We find a reasonable agreement for $A \sim 1$ or equivalently $\Delta \ll 1$, as expected.

VII. PACKING FRACTION AND FRACTION OF RATTLES

In Fig. 6, we show the Δ dependence of φ_J for $n = 2, \dots, 5$. On increasing of Δ , φ_J increases for all n . This is consistent with the previous numerical results of non-spherical particles, such as ellipsoids [32], dimers [29], spherocylinders [37], and circulo-polygons [43]. The more gradual increase of φ_J is observed for the larger n . It is

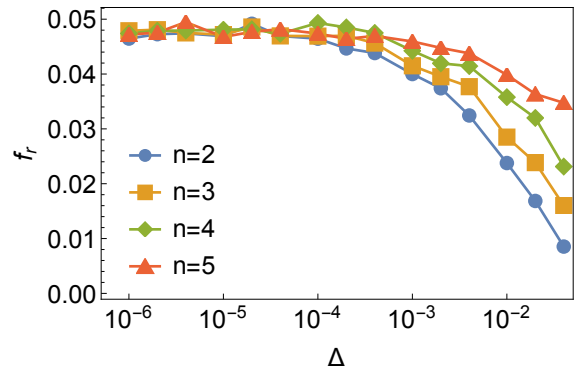


FIG. 7. Δ dependence of the fraction of rattles f_r for $N = 1024$.

interesting future work to see what will happen for much larger value of n . For $n \rightarrow \infty$, we expect that φ_J decreases on increasing of Δ , because the surface of particles becomes very rough and the system may be mapped into frictional particles of the effective friction coefficient $\mu \sim |\partial_\theta V_N / \partial_r V_N| \sim \Delta$ [21].

In Fig. 7, we show the Δ dependence of the fraction of rattles:

$$f_r = \frac{N_r}{N}, \quad (39)$$

where N_r denotes the number of rattles. We find that f_r decreases on increasing of Δ for all n . The similar results have been reported for ellipses and ellipsoids [33].

VIII. CONTACT NUMBER AT JAMMING

In this section, we present our numerical results for the contact number at the jamming transition point $z_J \equiv z(\varphi_J)$.

A. N dependence for $n = 2$

We first perform the finite size scaling analysis for $n = 2$. In Fig. 8, we show $\delta z_J = z_J - z_{\text{iso}}$ of our model for $n = 2$ and $N = 64, \dots, 1024$. We find a power-law region $\delta z_J \sim \Delta^{1/2}$ for intermediate values of Δ . The power-law region becomes wider on increasing N .

Inspired by the finite N scaling analysis for frictionless spherical particles [23], we assume the following scaling form:

$$\delta z_J \sim N_{\text{nr}}^{-1} \tilde{z}(N_{\text{nr}}^2 \Delta), \quad (40)$$

where $N_{\text{nr}} = N - N_r$ denotes the number of non-rattler particles, and

$$\tilde{z}(x) \sim \begin{cases} x^0 & x \ll 1 \\ x^{1/2} & x \gg 1 \end{cases}. \quad (41)$$

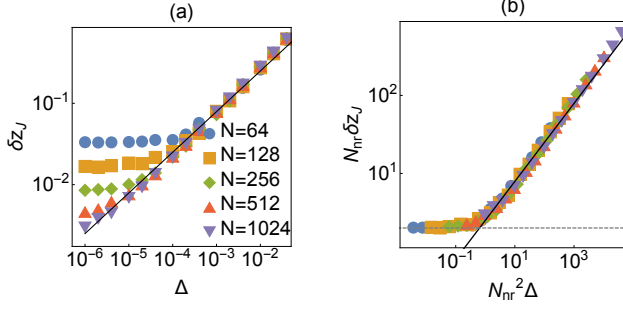


FIG. 8. δz_J for $n = 2$ and several N . (a) Markers denote the numerical results. (b) Scaling plot for the same data. Black solid line and gray dashed line denote $\delta z_J \propto \Delta^{1/2}$ and $\delta z_J = 2/N_{nr}$, respectively

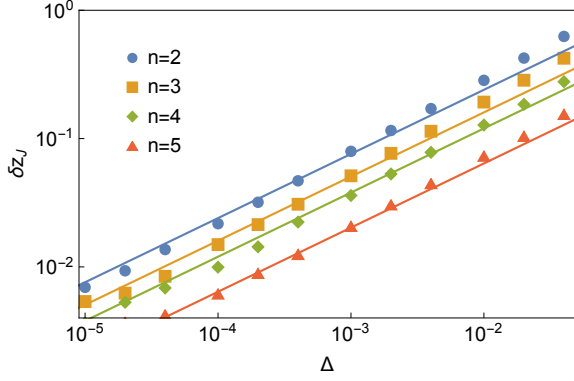


FIG. 9. δz_J for $N = 1024$ and $n = 2, \dots, 5$. Markers denote the numerical results, and solid lines denote $\delta z_J \propto \Delta^{1/2}$.

In Fig. 8 (b), we test the above scaling. A good scaling collapse confirms Eq. (40). Also, we find that $\delta z_J \rightarrow 2/N_{nr}$ for $N_{nr}^2\Delta \rightarrow 0$, see the dashed horizontal line in Fig. 8 (b). This means that the system has just one extra contact than the number of degrees of freedom, which is also consistent with the previous finite size analysis of frictionless disks [23].

B. n dependence for $N = 1024$

Now we focus on the data of the largest size $N = 1024$. We only show the results for $\delta z_J \gg 1/N$ so that the finite N effects do not appear. In Fig. 9, we plot our numerical results of δz_J for $n = 2, \dots, 5$. We find that $\delta z_J \propto \Delta^{1/2}$ for all n , which confirms the mean-field prediction Eq. (14).

IX. GAP DISTRIBUTION

In this section, we discuss the gap distribution $g(h)$ at φ_J . To improve the statistics, instead of $g(h)$ itself, we observe the cumulative distribution function:

$$Z(h) = \frac{\int_0^h g(h)dh}{\int_0^{h_{\text{cut}}} g(h)dh}. \quad (42)$$

By definition $Z(0) = 0$ and $Z(h_{\text{cut}}) = 1$. We set $h_{\text{cut}} = 2$, which is large enough to observe the scaling behavior. In Fig. 10 (a-d), we show our numerical results of $Z(h)$ for $n = 2, \dots, 5$. We find that for small Δ and h , $Z(h)$ exhibits the power-law $Z(h) \sim h^{1-\gamma}$, suggesting $g(h) \sim h^{-\gamma}$. On the contrary, for large Δ , $Z(h)$ exhibits the liner behavior $Z(h) \sim h$ for $h \ll 1$, suggesting $g(h) \sim h^0$. These results are consistent with the mean-field prediction Eq. (15).

By using Eq. (15), we can deduce the scaling form of $Z(h)$ as [20]

$$Z(h) \sim \Delta^{1/2} \tilde{Z}(\Delta^{-\mu} h), \quad (43)$$

where $\tilde{Z}(x)$ satisfies

$$\tilde{Z}(x) \sim \begin{cases} x & x \ll 1 \\ x^{1-\gamma} & x \gg 1 \end{cases}. \quad (44)$$

In Fig. 10 (e-h), we test the above equation. We find a reasonable data collapse.

X. VIBRATIONAL DENSITY OF STATES

Finally, we investigate the vibrational density of states $D(\omega)$ at φ_J . We define the Hessian of the interaction potential as

$$\begin{aligned} \mathcal{H}_{X_i Y_j} &= \frac{\partial^2 V_N}{\partial X_i \partial Y_j} = K_{X_i Y_j} + T_{X_i Y_j}, \\ K_{X_i Y_j} &= \sum_{i < j} v''(h_{ij}) \frac{\partial h_{ij}}{\partial X_i} \frac{\partial h_{ij}}{\partial Y_j}, \\ T_{X_i Y_j} &= \sum_{i < j} v'(h_{ij}) \frac{\partial^2 h_{ij}}{\partial X_i \partial Y_j}, \end{aligned} \quad (45)$$

where $X_i \in \{\mathbf{r}_i, \theta_i\}$ and $Y_j \in \{\mathbf{r}_j, \theta_j\}$. At the jamming transition point, $v'(h_{ij}) = 0$, and thus

$$\begin{aligned} \mathcal{H}_{X_i Y_j} &\rightarrow K_{X_i Y_j} \\ &= \delta_{ij} \sum_{k \neq i} \Theta(-h_{ik}) \frac{\partial h_{ik}}{\partial X_i} \frac{\partial h_{ik}}{\partial Y_i} + (1 - \delta_{ij}) \Theta(-h_{ij}) \frac{\partial h_{ij}}{\partial X_i} \frac{\partial h_{ij}}{\partial Y_j}. \end{aligned} \quad (46)$$

Using the eigenvalues of $\mathcal{H}_{X_i Y_j}$, $\{\lambda_n\}_{n=1, \dots, 3N}$, $D(\omega)$ is calculated as

$$D(\omega) = \frac{1}{3N} \sum_{n=1}^{3N} \delta(\omega - \sqrt{\lambda_n}). \quad (47)$$

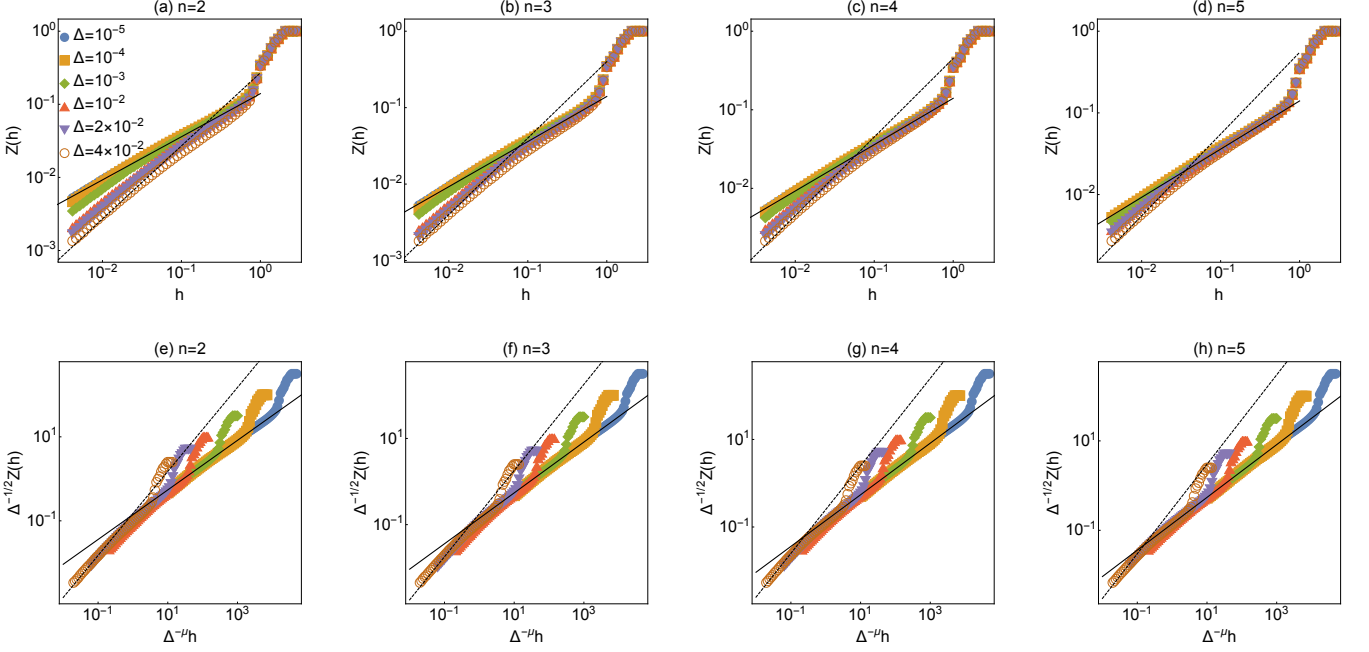


FIG. 10. (a-d) $Z(h)$ for $N = 1024$, and $n = 2, \dots, 5$. Markers denote the numerical results, solid line denotes $Z(h) \sim h^{1-\gamma}$, and dashed line denotes $Z(h) \sim h$. (e-h) Scaling plot for the same data.

As mentioned below Eq. (17), $D(\omega)$ has zero modes at φ_J , in addition to the trivial zero modes related to the rattler particles [35, 43]. In practice, however, the zero modes have finite frequencies depending on the accuracy of the numerical simulation. Hereafter, we focus on the range $\omega > 10^{-5}$, which is large enough to remove the zero modes.

In Fig. 11, we show our numerical results for $D(\omega)$. We find that the behavior of the high ω region ($\omega > 0.1$) does not much depend on Δ . On decreasing Δ , $D(\omega)$ develops a plateau down to the characteristic frequency ω_* . $D(\omega)$ has the separated band at $\omega_1 \ll \omega_*$. These results are consistent with the mean-field prediction shown in Fig. 1 (b). Note that the lowest band in Fig. 1 (b) does not appear, since $\omega_0 = 0$ at φ_J , and we do not show the zero modes. We want to calculate ω_1 and ω_* from the numerical data of $D(\omega)$. For this purpose, we define ω_1 as the point that maximizes $D(\omega)$, and ω_* as the point where $D(\omega_*) = 0.1$ in the range $\omega < 0.1$. In Fig. 12, we show Δ dependence of ω_1 and ω_* . We find $\omega_1 \sim \Delta$ and $\omega_* \sim \Delta^{1/2}$, which are consistent with the mean-field prediction, Eq. (17). The similar results have been previously reported for ellipses and ellipsoids [17, 36].

XI. SUMMARY AND DISCUSSIONS

In this work, we performed a systematic numerical investigation for the jamming of nearly spherical particles in two dimensions. Starting from perfect disks, we systematically deformed the shapes of particles by the n -th

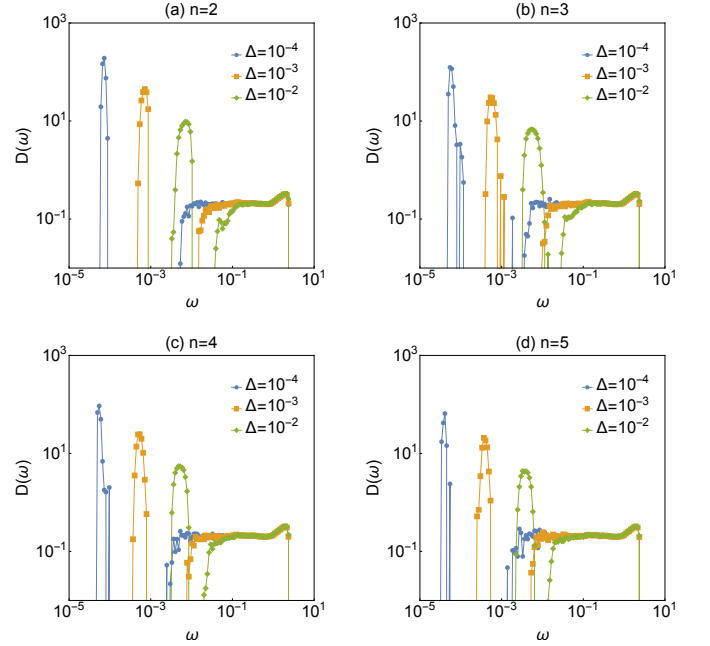


FIG. 11. $D(\omega)$ for $N = 1024$ and $n = 2, \dots, 5$. Here we do not show the zero modes.

order term of the Fourier series $\propto \sin(n\theta)$ and observed its effects on the physical quantities at the jamming transition point. For an efficient numerical simulation, we derived an analytic formula of the gap function by using the

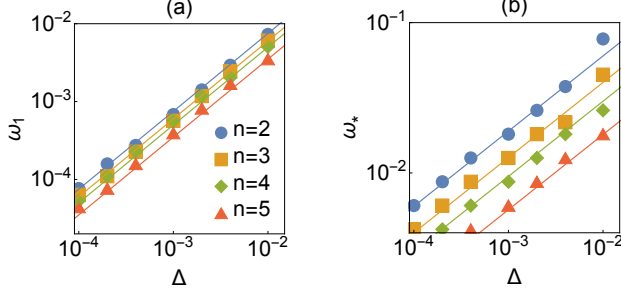


FIG. 12. Δ dependence of characteristic frequencies. (a) Markers denote numerical results of ω_1 , while solid lines denote $\omega_1 \sim \Delta$. (b) Markers denote numerical results of ω_* , while solid lines denote $\omega_* \sim \Delta^{1/2}$.

perturbation expansion from the reference disks. By using the approximated gap function, we numerically generated configurations at the jamming transition point, and calculated the contact number, (cumulative) gap distribution, and vibrational density of states for $n = 2, \dots, 5$. We found the qualitatively the same scaling behaviors, which are fully consistent with the mean-field predictions, for all n . This means that mean-field prediction is applicable to general-shaped convex particles whose particle shape can be represented by the Fourier series.

There are still several important points that deserve further investigation. Here we give a tentative list:

- As mentioned before, our approximation does not hold for non-convex particles, such as dimers, where particles may have multiple contacts. It is important future work to extend the approximation for the gap function so as to take into account the effects of the multiple contacts.
- In this work, we investigate the physical quantities only at φ_J . It is of course important to investigate the behavior for $\varphi > \varphi_J$. For instance, the mean-field theory predicts that the shear modulus G behaves as

$$G \sim \Delta^{1/2} \tilde{G}(\Delta^{-1} \delta\varphi), \quad (48)$$

where $\tilde{G}(x) \sim x$ for $x \ll 1$ and $\tilde{G}(x) \sim x^{1/2}$ for $x \gg 1$ [20]. So far the above scaling is confirmed only for ellipsoids [20]. It is important to test if the same scaling holds for other shapes of particles.

- The variational argument predicts that the correlation volume v_{corr} behaves as $v_{\text{corr}} \sim |\delta z^{-1}|$ [12]. For frictionless spherical particles, $\delta z = 0$, thus v_{corr} diverges at φ_J . On the contrary, for non-spherical particles, $\delta z \neq 0$, therefore v_{corr} remains finite even at φ_J . Recently, it has been reported that v_{corr} can be extracted from the participation ratio of the lowest frequency mode of the vibrational density of

states [46]. It is interesting to repeat the same analysis for non-spherical particles.

- In this work, we focus on a system in two dimensions $d = 2$. It is important future work to extend the current approximation and analysis to higher d .
- The mean-field theory of non-spherical particles predicts that the replica symmetry breaking (RSB) occurs near the jamming transition point [18], as in the case of spherical particles [6]. It is important future work to find out the signature of the RSB for non-spherical particles by numerical simulations and experiments.
- For frictionless spherical particles, the different critical exponents appear in the quasi-one-dimensional system [7]. It is interesting future work to repeat the similar analysis in Ref. [7] for non-spherical particles.

ACKNOWLEDGMENTS

This project has received funding from the JSPS KAKENHI Grant Number JP20J00289.

Appendix A: Isostaticity of particles consisting of spherical particles

To keep the generality, we consider N particle system connected by M bonds. For instance, $N/2$ dimers can be considered as N spherical particles with $M = N/2$ bonds. We consider the harmonic potential:

$$V_N = \sum_{i < j}^{1, N} \frac{h_{ij}^2}{2} \Theta(-h_{ij}) + k \sum_{a=1}^M \frac{t_{iaja}^2}{2}, \quad (A1)$$

where

$$\begin{aligned} h_{ij} &= |\mathbf{r}_i - \mathbf{r}_j| - R_i - R_j, \\ t_{iaja} &= |\mathbf{r}_{i_a} - \mathbf{r}_{j_a}| - l_{iaja}. \end{aligned} \quad (A2)$$

$\mathbf{r}_i = \{x_1^i, \dots, x_d^i\}$ denotes the position, and R_i denotes the diameter of the i -th particle, and l_{iaja} denotes the length of the a -th bond connecting particles i_a and j_a .

Here we show that the system is isostatic at φ_J by using the same argument for frictionless spherical particles [11, 47].

The number of degrees of freedom of the system is

$$N_f = Nd. \quad (A3)$$

At the jamming transition point, we have

$$\begin{aligned} |\mathbf{r}_{i_\mu} - \mathbf{r}_{j_\mu}| &= R_{i_\mu} + R_{j_\mu}, & \mu &= 1, \dots, N_c, \\ |\mathbf{r}_{i_a} - \mathbf{r}_{j_a}| &= l_{iaja}, & a &= 1, \dots, M. \end{aligned} \quad (A4)$$

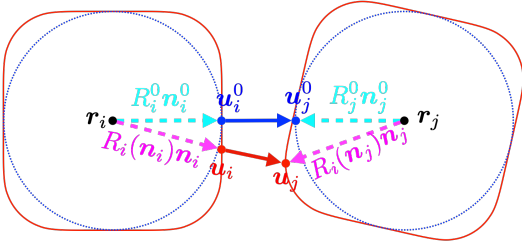


FIG. 13. Schematic picture of two non-spherical particles. Red solid lines denote particles shape, and blue dashed lines denote reference disks.

where N_c denotes the number of contacts, i_μ and j_μ denote particles of the μ -th contact. One can find $\{\mathbf{r}_i\}_{i=1,\dots,N}$ satisfying the above equation if

$$Nd \geq N_{\text{const}}, \quad (\text{A5})$$

where

$$N_{\text{const}} = N_c + M, \quad (\text{A6})$$

denotes the number of constraints at the jamming transition point. On the contrary, the force balance requires

$$\frac{\partial V_N}{\partial \mathbf{r}_i} = \sum_{j \neq i} \Theta(-h_{ij}) h_{ij} \mathbf{n}_{ij} + k \sum_{a=1}^M t_{ija} \mathbf{n}_{ija} = 0, \quad (\text{A7})$$

where \mathbf{n}_{ij} denotes the normal vector connecting particles i and j . This can be regarded as Nd linear equations for $\{h_{i_\mu j_\mu}\}_{\mu=1,\dots,N_c}$ and $\{t_{ija}\}_{a=1,\dots,M}$. One can find a solution if

$$N_c + M \geq Nd. \quad (\text{A8})$$

From Eqs. (A5) and (A8), we get

$$N_{\text{const}} = N_f \leftrightarrow N_c + M = Nd, \quad (\text{A9})$$

meaning that the system is isostaticity at the jamming transition point. For $N/2$ dimers, the total number of contacts is written as $N_c = (N/2)z_J/2$, leading to

$$z_J = 4d - 2, \quad (\text{A10})$$

which is consistent with the numerical results in $d = 2$ [29, 30] and $d = 3$ [31].

Appendix B: Derivation of Eq. (34)

We write the gap function h_{ij} as

$$h_{ij} = |\mathbf{u}_i - \mathbf{u}_j|, \quad (\text{B1})$$

where \mathbf{u}_i and \mathbf{u}_j are points on the surfaces of particles i and j that minimize h_{ij} , see Fig. 13. We expand \mathbf{u}_i and \mathbf{u}_j from those of the reference disks as

$$\begin{aligned} \mathbf{u}_i &= \mathbf{r}_i + R_i(\mathbf{n}_i) \mathbf{n}_i = \mathbf{u}_i^0 + \delta \mathbf{u}_i, \\ \mathbf{u}_j &= \mathbf{r}_j + R_j(\mathbf{n}_j) \mathbf{n}_j = \mathbf{u}_j^0 + \delta \mathbf{u}_j, \end{aligned} \quad (\text{B2})$$

where

$$\begin{aligned} \mathbf{u}_i^0 &= \mathbf{r}_i + R_i^0 \mathbf{n}_i^0, \quad \mathbf{u}_j^0 = \mathbf{r}_j + R_j^0 \mathbf{n}_j^0, \\ \delta \mathbf{u}_i &= R_i(\mathbf{n}_i) \mathbf{n}_i - R_i^0 \mathbf{n}_i^0, \quad \delta \mathbf{u}_j = R_j(\mathbf{n}_j) \mathbf{n}_j - R_j^0 \mathbf{n}_j^0, \\ \mathbf{n}_i &= \frac{\mathbf{r}_i - \mathbf{u}_i}{|\mathbf{r}_i - \mathbf{u}_i|}, \quad \mathbf{n}_j = \frac{\mathbf{r}_j - \mathbf{u}_j}{|\mathbf{r}_j - \mathbf{u}_j|}, \\ \mathbf{n}_i^0 &= \frac{\mathbf{r}_i - \mathbf{r}_j}{|\mathbf{r}_i - \mathbf{r}_j|}, \quad \mathbf{n}_j^0 = -\mathbf{n}_i^0, \end{aligned} \quad (\text{B3})$$

see Fig. 13. $R_i(\mathbf{n}_i)$ denotes the radius of particle i along the direction \mathbf{n}_i . In particular,

$$R_i(\mathbf{n}_i^0) = R_i^0 [1 + \Delta F(\theta_i - \theta_{ij})], \quad (\text{B4})$$

where θ_i denotes the direction of particle i , θ_{ij} denotes the relative angle between particles i and j , see Fig. 3. For $\Delta \ll 1$, we can expand h_{ij} w.r.t Δ as

$$\begin{aligned} h_{ij} &= |\mathbf{u}_i - \mathbf{u}_j| = h_{ij}^0 + \mathbf{n}_i^0 \cdot (\delta \mathbf{u}_i - \delta \mathbf{u}_j) + O(\delta \mathbf{u}_i^2, \delta \mathbf{u}_j^2) \\ &= h_{ij}^0 + R_i^0 - R_i(\mathbf{n}_i) + R_j^0 - R_j(\mathbf{n}_j) + O(\Delta^2) \\ &= h_{ij}^0 - \Delta [R_i^0 F(\theta_i - \theta_{ij}) + R_j^0 F(\theta_j - \theta_{ji})] + O(\Delta^2), \end{aligned} \quad (\text{B5})$$

where we used $\mathbf{n}_i^0 \cdot \mathbf{n}_i = 1 + O(\Delta^2)$, and $R_i(\mathbf{n}_i) = R_i(\mathbf{n}_i^0) + O(\Delta^2)$. h_{ij}^0 denotes the gap function of the reference disks:

$$h_{ij}^0 = |\mathbf{u}_i^0 - \mathbf{u}_j^0| = |\mathbf{r}_i - \mathbf{r}_j| - R_i^0 - R_j^0. \quad (\text{B6})$$

-
- [1] M. van Hecke, *Journal of Physics: Condensed Matter* **22**, 033101 (2009).
 [2] A. J. Liu and S. R. Nagel, *Annu. Rev. Condens. Matter Phys.* **1**, 347 (2010).
 [3] C. S. O'Hern, L. E. Silbert, A. J. Liu, and S. R. Nagel, *Phys. Rev. E* **68**, 011306 (2003).

- [4] H. Nishimori and G. Ortiz, *Elements of phase transitions and critical phenomena* (OUP Oxford, 2010).
 [5] D. Vågberg, D. Valdez-Balderas, M. Moore, P. Olsson, and S. Teitel, *Physical Review E* **83**, 030303 (2011).
 [6] P. Charbonneau, J. Kurchan, G. Parisi, P. Urbani, and F. Zamponi, *Nature communications* **5**, 1 (2014).

- [7] H. Ikeda, Phys. Rev. Lett. **125**, 038001 (2020).
- [8] G. Parisi, P. Urbani, and F. Zamponi, *Theory of simple glasses: exact solutions in infinite dimensions* (Cambridge University Press, 2020).
- [9] M. Mézard, G. Parisi, and M. Virasoro, *Spin glass theory and beyond: An Introduction to the Replica Method and Its Applications*, Vol. 9 (World Scientific Publishing Company, 1987).
- [10] H. Nishimori, *Statistical physics of spin glasses and information processing: an introduction*, 111 (Clarendon Press, 2001).
- [11] M. Wyart, L. E. Silbert, S. R. Nagel, and T. A. Witten, Physical Review E **72**, 051306 (2005).
- [12] L. Yan, E. DeGiuli, and M. Wyart, EPL (Europhysics Letters) **114**, 26003 (2016).
- [13] E. DeGiuli, A. Laversanne-Finot, G. Düring, E. Lerner, and M. Wyart, Soft Matter **10**, 5628 (2014).
- [14] E. DeGiuli, E. Lerner, C. Brito, and M. Wyart, Proceedings of the National Academy of Sciences **111**, 17054 (2014).
- [15] Y. Beltukov, JETP Letters **101**, 345 (2015).
- [16] H. Ikeda and M. Shimada, arXiv preprint arXiv:2009.12060 (2020).
- [17] C. Brito, H. Ikeda, P. Urbani, M. Wyart, and F. Zamponi, Proceedings of the National Academy of Sciences **115**, 11736 (2018).
- [18] H. Ikeda, P. Urbani, and F. Zamponi, Journal of Physics A: Mathematical and Theoretical **52**, 344001 (2019).
- [19] G. Lu, J. Third, and C. Müller, Chemical Engineering Science **127**, 425 (2015).
- [20] H. Ikeda, C. Brito, and M. Wyart, Journal of Statistical Mechanics: Theory and Experiment **2020**, 033302 (2020).
- [21] H. Ikeda, C. Brito, M. Wyart, and F. Zamponi, Phys. Rev. Lett. **124**, 208001 (2020).
- [22] C. P. Goodrich, S. Dagois-Bohy, B. P. Tighe, M. van Hecke, A. J. Liu, and S. R. Nagel, Phys. Rev. E **90**, 022138 (2014).
- [23] C. P. Goodrich, A. J. Liu, and S. R. Nagel, Phys. Rev. Lett. **109**, 095704 (2012).
- [24] J. Bernal and J. Mason, Nature **188**, 910 (1960).
- [25] A. Donev, S. Torquato, and F. H. Stillinger, Phys. Rev. E **71**, 011105 (2005).
- [26] P. Charbonneau, E. I. Corwin, G. Parisi, and F. Zamponi, Phys. Rev. Lett. **109**, 205501 (2012).
- [27] P. Charbonneau, E. Corwin, C. Dennis, R. D. H. Rojas, H. Ikeda, G. Parisi, and F. Ricci-Tersenghi, arXiv preprint arXiv:2011.10899 (2020).
- [28] S. Franz, G. Parisi, M. Sevelev, P. Urbani, and F. Zamponi, (2017).
- [29] C. F. Schreck, N. Xu, and C. S. O'Hern, Soft Matter **6**, 2960 (2010).
- [30] K. Shiraishi, H. Mizuno, and A. Ikeda, Phys. Rev. E **100**, 012606 (2019).
- [31] K. Shiraishi, H. Mizuno, and A. Ikeda, arXiv preprint arXiv:2005.02598 (2020).
- [32] A. Donev, I. Cisse, D. Sachs, E. A. Variano, F. H. Stillinger, R. Connelly, S. Torquato, and P. M. Chaikin, Science **303**, 990 (2004).
- [33] A. Donev, R. Connelly, F. H. Stillinger, and S. Torquato, Physical Review E **75**, 051304 (2007).
- [34] Z. Zeravcic, N. Xu, A. Liu, S. Nagel, and W. van Saarloos, EPL (Europhysics Letters) **87**, 26001 (2009).
- [35] M. Mailman, C. F. Schreck, C. S. O'Hern, and B. Chakraborty, Physical review letters **102**, 255501 (2009).
- [36] C. F. Schreck, M. Mailman, B. Chakraborty, and C. S. O'Hern, Physical Review E **85**, 061305 (2012).
- [37] S. Williams and A. Philipse, Physical Review E **67**, 051301 (2003).
- [38] J. Blouwolff and S. Fraden, EPL (Europhysics Letters) **76**, 1095 (2006).
- [39] E. Azéma and F. Radjaï, Phys. Rev. E **81**, 051304 (2010).
- [40] T. Marschall and S. Teitel, Physical Review E **97**, 012905 (2018).
- [41] Y. Jiao, F. H. Stillinger, and S. Torquato, Phys. Rev. E **81**, 041304 (2010).
- [42] G. W. Delaney and P. W. Cleary, EPL (Europhysics Letters) **89**, 34002 (2010).
- [43] K. VanderWerf, W. Jin, M. D. Shattuck, and C. S. O'Hern, Phys. Rev. E **97**, 012909 (2018).
- [44] M. Tarama, A. M. Menzel, B. ten Hagen, R. Wittkowski, T. Ohta, and H. Löwen, The Journal of Chemical Physics **139**, 104906 (2013).
- [45] E. Bitzek, P. Koskinen, F. Gähler, M. Moseler, and P. Gumbsch, Physical review letters **97**, 170201 (2006).
- [46] M. Shimada, H. Mizuno, M. Wyart, and A. Ikeda, Physical Review E **98**, 060901 (2018).
- [47] M. Wyart, arXiv preprint cond-mat/0512155 (2005).