

Perturbation Theory in the Complex Plane: Exceptional Points and Where to Find Them

Antoine Marie,¹ Hugh G. A. Burton,^{2,*} and Pierre-François Loos^{1,†}

¹*Laboratoire de Chimie et Physique Quantiques (UMR 5626), Université de Toulouse, CNRS, UPS, France.*

²*Physical and Theoretical Chemical Laboratory, Department of Chemistry, University of Oxford, Oxford, OX1 3QZ, U.K.*

We explore the non-Hermitian extension of quantum chemistry in the complex plane and its link with perturbation theory. We observe that the physics of a quantum system is intimately connected to the position of complex-valued energy singularities, known as exceptional points. After presenting the fundamental concepts of non-Hermitian quantum chemistry in the complex plane, including the mean-field Hartree–Fock approximation and Rayleigh–Schrödinger perturbation theory, we provide a historical overview of the various research activities that have been performed on the physics of singularities. In particular, we highlight seminal work on the convergence behaviour of perturbative series obtained within Møller–Plesset perturbation theory, and its links with quantum phase transitions. We also discuss several resummation techniques (such as Padé and quadratic approximants) that can improve the overall accuracy of the Møller–Plesset perturbative series in both convergent and divergent cases. Each of these points is illustrated using the Hubbard dimer at half filling, which proves to be a versatile model for understanding the subtlety of analytically-continued perturbation theory in the complex plane.

Keywords: perturbation theory, complex plane, exceptional point, divergent series, resummation

I. INTRODUCTION

Perturbation theory isn’t usually considered in the complex plane. Normally, it is applied using real numbers as one of very few available tools for describing realistic quantum systems. In particular, time-independent Rayleigh–Schrödinger perturbation theory^{1,2} has emerged as an instrument of choice among the vast array of methods developed for this purpose.^{3–9} However, the properties of perturbation theory in the complex plane are essential for understanding the quality of perturbative approximations on the real axis.

In electronic structure theory, the workhorse of time-independent perturbation theory is Møller–Plesset (MP) theory,¹⁰ which remains one of the most popular methods for computing the electron correlation energy.^{11,12} This approach estimates the exact electronic energy by constructing a perturbative correction on top of a mean-field Hartree–Fock (HF) approximation.³ The popularity of MP theory stems from its black-box nature, size-extensivity, and relatively low computational scaling, making it easily applied in a broad range of molecular research.⁶ However, it is now widely recognised that the series of MP approximations (defined for a given perturbation order n as MP n) can show erratic, slow, or divergent behaviour that limit its systematic improvability.^{13–22} As a result, practical applications typically employ only the lowest-order MP2 approach, while the successive MP3, MP4, and MP5 (and higher order) terms are generally not considered to offer enough improvement to justify their increased cost. Turning the MP approximations into a convergent and systematically improvable series largely remains an open challenge.

Our conventional view of electronic structure theory is centred around the Hermitian notion of quantised energy levels, where the different electronic states of a molecule are discrete and energetically ordered. The lowest energy state defines the ground electronic state, while higher energy states represent electronic excited states. However, an entirely different perspective on quantisation can be found by analytically continuing quantum mechanics into the complex domain. In this

inherently non-Hermitian framework, the energy levels emerge as individual *sheets* of a complex multi-valued function and can be connected as one continuous *Riemann surface*.²³ This connection is possible because the orderability of real numbers is lost when energies are extended to the complex domain. As a result, our quantised view of conventional quantum mechanics only arises from restricting our domain to Hermitian approximations.

Non-Hermitian Hamiltonians already have a long history in quantum chemistry and have been extensively used to describe metastable resonance phenomena.²⁴ Through the methods of complex-scaling²⁵ and complex absorbing potentials,^{26–28} outgoing resonances can be stabilised as square-integrable wave functions. In these situations, the energy becomes complex-valued, with the real and imaginary components allowing the resonance energy and lifetime to be computed respectively. We refer the interested reader to the excellent book by Moiseyev for a general overview.²⁴

The Riemann surface for the electronic energy $E(\lambda)$ with a coupling parameter λ can be constructed by analytically continuing the function into the complex λ domain. In the process, the ground and excited states become smoothly connected and form a continuous complex-valued energy surface. *Exceptional points* (EPs) can exist on this energy surface, corresponding to branch point singularities where two (or more) states become exactly degenerate.^{24,28–34} While EPs can be considered as the non-Hermitian analogues of conical intersections,³⁵ the behaviour of their eigenvalues near a degeneracy could not be more different. Incredibly, following the eigenvalues around an EP leads to the interconversion of the degenerate states, and multiple loops around the EP are required to recover the initial energy.^{24,28,34} In contrast, encircling a conical intersection leaves the states unchanged. Furthermore, while the eigenvectors remain orthogonal at a conical intersection, the eigenvectors at an EP become identical and result in a *self-orthogonal* state.²⁴ An EP effectively creates a “portal” between ground and excited-states in the complex plane.^{36,37} This transition between states has been experimentally observed in electron-

ics, microwaves, mechanics, acoustics, atomic systems and optics.^{38–55}

The MP energy correction can be considered as a function of the perturbation parameter λ . When the domain of λ is extended to the complex plane, EPs can also occur in the MP energy. Although these EPs are generally complex-valued, their positions are intimately related to the convergence of the perturbation expansion on the real axis.^{56–62} Furthermore, the existence of an avoided crossing on the real axis is indicative of a nearby EP in the complex plane. Our aim in this article is to provide a comprehensive review of the fundamental relationship between EPs and the convergence properties of the MP series. In doing so, we will demonstrate how understanding the MP energy in the complex plane can be harnessed to significantly improve estimates of the exact energy using only the lowest-order terms in the MP series.

In Sec. II, we introduce the key concepts such as Rayleigh–Schrödinger perturbation theory and the mean-field HF approximation, and discuss their non-Hermitian analytic continuation into the complex plane. Section III presents MP perturbation theory and we report a comprehensive historical overview of the research that has been performed on the physics of MP singularities. In Sec. IV, we discuss several resummation techniques for improving the accuracy of low-order MP approximations, including Padé and quadratic approximants. Finally, we draw our conclusions in Sec. V and highlight our perspective on directions for future research. Throughout this review, we present illustrative and pedagogical examples based on the ubiquitous Hubbard dimer, reinforcing the amazing versatility of this powerful simplistic model.

II. EXCEPTIONAL POINTS IN ELECTRONIC STRUCTURE

A. Time-Independent Schrödinger Equation

Within the Born-Oppenheimer approximation, the exact molecular Hamiltonian with N electrons and M (clamped) nuclei is defined for a given nuclear framework as

$$\hat{H}(\mathbf{R}) = -\frac{1}{2} \sum_i^N \nabla_i^2 - \sum_i^N \sum_A^M \frac{Z_A}{|\mathbf{r}_i - \mathbf{R}_A|} + \sum_{i < j}^N \frac{1}{|\mathbf{r}_i - \mathbf{r}_j|}, \quad (1)$$

where \mathbf{r}_i defines the position of the i th electron, \mathbf{R}_A and Z_A are the position and charge of the A th nucleus respectively, and $\mathbf{R} = (\mathbf{R}_1, \dots, \mathbf{R}_M)$ is a collective vector for the nuclear positions. The first term represents the kinetic energy of the electrons, while the two following terms account for the electron-nucleus attraction and the electron-electron repulsion.

The exact many-electron wave function at a given nuclear geometry $\Psi(\mathbf{R})$ corresponds to the solution of the (time-independent) Schrödinger equation

$$\hat{H}(\mathbf{R}) \Psi(\mathbf{R}) = E(\mathbf{R}) \Psi(\mathbf{R}), \quad (2)$$

with the eigenvalues $E(\mathbf{R})$ providing the exact energies. The energy $E(\mathbf{R})$ can be considered as a “one-to-many” function

since each input nuclear geometry yields several eigenvalues corresponding to the ground and excited states of the exact spectrum. However, exact solutions to Eq. (2) are only possible in the simplest of systems, such as the one-electron hydrogen atom and some specific two-electron systems with well-defined mathematical properties.^{63–66} In practice, approximations to the exact Schrödinger equation must be introduced, including perturbation theories and the Hartree–Fock approximation considered in this review. In what follows, we will drop the parametric dependence on the nuclear geometry and, unless otherwise stated, atomic units will be used throughout.

B. Exceptional Points in the Hubbard Dimer

To illustrate the concepts discussed throughout this article, we consider the symmetric Hubbard dimer at half filling, i.e., with two opposite-spin fermions. Analytically solvable models are essential in theoretical chemistry and physics as their mathematical simplicity compared to realistic systems (e.g., atoms and molecules) allows new concepts and methods to be easily tested while retaining the key physical phenomena.

Using the (localised) site basis, the Hilbert space of the Hubbard dimer comprises the four configurations

$$|\mathcal{L}^\uparrow \mathcal{L}^\downarrow\rangle, \quad |\mathcal{L}^\uparrow \mathcal{R}^\downarrow\rangle, \quad |\mathcal{R}^\uparrow \mathcal{L}^\downarrow\rangle, \quad |\mathcal{R}^\uparrow \mathcal{R}^\downarrow\rangle,$$

where \mathcal{L}^σ (\mathcal{R}^σ) denotes an electron with spin σ on the left (right) site. The exact, or full configuration interaction (FCI), Hamiltonian is then

$$\mathbf{H} = \begin{pmatrix} U & -t & -t & 0 \\ -t & 0 & 0 & -t \\ -t & 0 & 0 & -t \\ 0 & -t & -t & U \end{pmatrix}, \quad (3)$$

where t is the hopping parameter and U is the on-site Coulomb repulsion. We refer the interested reader to Refs. 67 and 68 for more details about this system. The parameter U controls the strength of the electron correlation. In the weak correlation regime (small U), the kinetic energy dominates and the electrons are delocalised over both sites. In the large- U (or strong correlation) regime, the electron repulsion term becomes dominant and the electrons localise on opposite sites to minimise their Coulomb repulsion. This phenomenon is often referred to as Wigner crystallisation.¹¹

To illustrate the formation of an EP, we scale the off-diagonal coupling strength by introducing the complex parameter λ through the transformation $t \rightarrow \lambda t$ to give the parameterised Hamiltonian $\hat{H}(\lambda)$. When λ is real, the Hamiltonian is Hermitian with the distinct (real-valued) (eigen)energies

$$E_{\pm} = \frac{1}{2} \left(U \mp \sqrt{(4\lambda t)^2 + U^2} \right), \quad (4a)$$

$$E_T = 0, \quad (4b)$$

$$E_S = U. \quad (4c)$$

While the open-shell triplet (E_T) and singlet (E_S) are independent of λ , the closed-shell singlet ground state (E_-) and

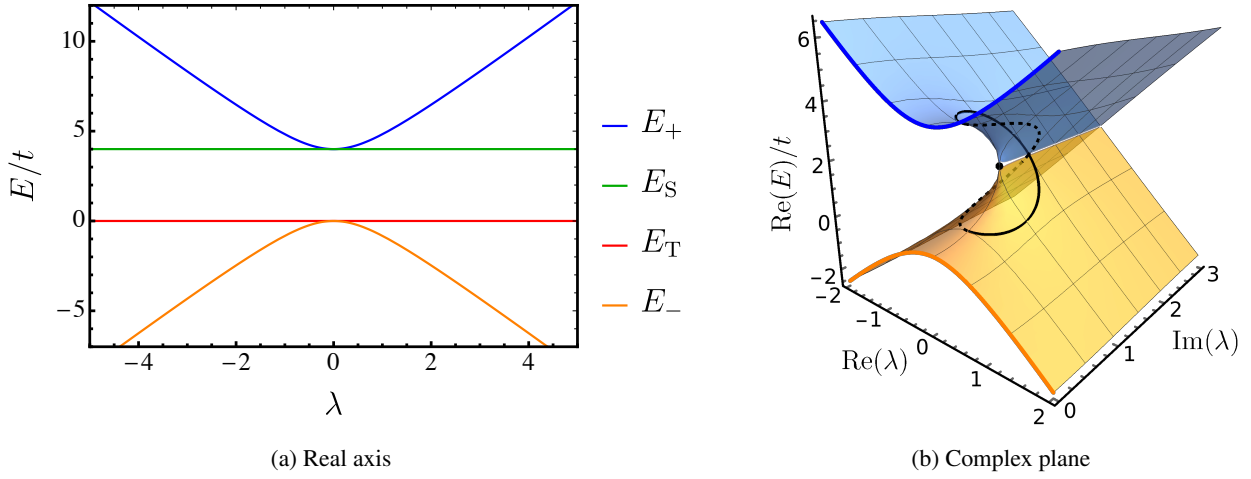


FIG. 1: Exact energies for the Hubbard dimer ($U = 4t$) as functions of λ on the real axis (a) and in the complex plane (b). Only the real component of the interacting closed-shell singlet energies are shown in the complex plane, becoming degenerate at the EP (black dot). Following a contour around the EP (black solid) interchanges the states, while a second rotation (black dashed) returns the states to their original energies.

doubly-excited state (E_+) couple strongly to form an avoided crossing at $\lambda = 0$ (see Fig. 1a). In contrast, when λ is complex, the energies may become complex-valued, with the real components shown in Fig. 1b. Although the imaginary component of the energy is linked to resonance lifetimes elsewhere in non-Hermitian quantum mechanics,²⁴ its physical interpretation in the current context is unclear. Throughout this work, we will generally consider and plot only the real component of any complex-valued energies.

At non-zero values of U and t , these closed-shell singlets can only become degenerate at a pair of complex conjugate points in the complex λ plane

$$\lambda_{\text{EP}} = \pm i \frac{U}{4t}, \quad (5)$$

with energy

$$E_{\text{EP}} = \frac{U}{2}. \quad (6)$$

These λ values correspond to so-called EPs and connect the ground and excited states in the complex plane. Crucially, the ground- and excited-state wave functions at an EP become *identical* rather than just degenerate. Furthermore, the energy surface becomes non-analytic at λ_{EP} and a square-root singularity forms with two branch cuts running along the imaginary axis from λ_{EP} to $\pm i\infty$ (see Fig. 1b). Along these branch cuts, the real components of the energies are equivalent and appear to give a seam of intersection, but a strict degeneracy is avoided because the imaginary components are different.

On the real λ axis, these EPs lead to the singlet avoided crossing at $\lambda = \text{Re}(\lambda_{\text{EP}})$. The “shape” of this avoided crossing is related to the magnitude of $\text{Im}(\lambda_{\text{EP}})$, with smaller values giving a “sharper” interaction. In the limit $U/t \rightarrow 0$, the two EPs converge at $\lambda_{\text{EP}} = 0$ to create a conical intersection with a gradient discontinuity on the real axis. This gradient

discontinuity defines a critical point in the ground-state energy, where a sudden change occurs in the electronic wave function, and can be considered as a zero-temperature quantum phase transition.^{29,69–75}

Remarkably, the existence of these square-root singularities means that following a complex contour around an EP in the complex λ plane will interconvert the closed-shell ground and excited states (see Fig. 1b). This behaviour can be seen by expanding the radicand in Eq. (4a) as a Taylor series around λ_{EP} to give

$$E_{\pm} \approx E_{\text{EP}} \pm \sqrt{32t^2 \lambda_{\text{EP}}} \sqrt{\lambda - \lambda_{\text{EP}}}. \quad (7)$$

Parametrising the complex contour as $\lambda(\theta) = \lambda_{\text{EP}} + R \exp(i\theta)$ gives the continuous energy pathways

$$E_{\pm}(\theta) \approx E_{\text{EP}} \pm \sqrt{32t^2 \lambda_{\text{EP}} R} \exp(i\theta/2) \quad (8)$$

such that $E_{\pm}(2\pi) = E_{\mp}(0)$ and $E_{\pm}(4\pi) = E_{\pm}(0)$. As a result, completely encircling an EP leads to the interconversion of the two interacting states, while a second complete rotation returns the two states to their original energies. Additionally, the wave functions can pick up a geometric phase in the process, and four complete loops are required to recover their starting forms.²⁴

To locate EPs in practice, one must simultaneously solve

$$\det[\hat{H}(\lambda) - E\hat{I}] = 0, \quad (9a)$$

$$\frac{\partial}{\partial E} \det[\hat{H}(\lambda) - E\hat{I}] = 0, \quad (9b)$$

where \hat{I} is the identity operator.⁷⁶ Equation (9a) is the well-known secular equation providing the (eigen)energies of the system. If the energy is also a solution of Eq. (9b), then this energy value is at least two-fold degenerate. These degeneracies can be conical intersections between two states with different symmetries for real values of λ ,³⁵ or EPs between two states with the same symmetry for complex values of λ .

C. Rayleigh–Schrödinger Perturbation Theory

One of the most common routes to approximately solving the Schrödinger equation is to introduce a perturbative expansion of the exact energy. Within Rayleigh–Schrödinger perturbation theory, the time-independent Schrödinger equation is recast as

$$\hat{H}(\lambda)\Psi(\lambda) = (\hat{H}^{(0)} + \lambda\hat{V})\Psi(\lambda) = E(\lambda)\Psi(\lambda), \quad (10)$$

where $\hat{H}^{(0)}$ is a zeroth-order Hamiltonian and $\hat{V} = \hat{H} - \hat{H}^{(0)}$ represents the perturbation operator. Expanding the wave function and energy as power series in λ as

$$\Psi(\lambda) = \sum_{k=0}^{\infty} \lambda^k \Psi^{(k)}, \quad (11a)$$

$$E(\lambda) = \sum_{k=0}^{\infty} \lambda^k E^{(k)}, \quad (11b)$$

solving the corresponding perturbation equations up to a given order n , and setting $\lambda = 1$ then yields approximate solutions to Eq. (2).

Mathematically, Eq. (11b) corresponds to a Taylor series expansion of the exact energy around the reference system $\lambda = 0$. The energy of the target “physical” system is recovered at the point $\lambda = 1$. However, like all series expansions, Eq. (11b) has a radius of convergence r_c . When $r_c < 1$, the Rayleigh–Schrödinger expansion will diverge for the physical system. The value of r_c can vary significantly between different systems and strongly depends on the particular decomposition of the reference and perturbation Hamiltonians in Eq. (10).⁶¹ From complex analysis,⁵⁶ the radius of convergence for the energy can be obtained by looking for the non-analytic singularities of $E(\lambda)$ in the complex λ plane. This property arises from the following theorem:⁷⁷

“The Taylor series about a point z_0 of a function over the complex z plane will converge at a value z_1 if the function is non-singular at all values of z in the circular region centred at z_0 with radius $|z_1 - z_0|$. If the function has a singular point z_s such that $|z_s - z_0| < |z_1 - z_0|$, then the series will diverge when evaluated at z_1 .”

As a result, the radius of convergence for a function is equal to the distance from the origin of the closest singularity in the complex plane, referred to as the “dominant” singularity. This singularity may represent a pole of the function, or a branch point (e.g., square-root or logarithmic) in a multi-valued function.

For example, the simple function

$$f(x) = \frac{1}{1 + x^4}. \quad (12)$$

is smooth and infinitely differentiable for $x \in \mathbb{R}$, and one might expect that its Taylor series expansion would converge in this domain. However, this series diverges for $x \geq 1$. This divergence occurs because $f(x)$ has four poles in the complex

($e^{i\pi/4}$, $e^{-i\pi/4}$, $e^{i3\pi/4}$, and $e^{-i3\pi/4}$) with a modulus equal to 1, demonstrating that complex singularities are essential to fully understand the series convergence on the real axis.⁵⁶

The radius of convergence for the perturbation series Eq. (11b) is therefore dictated by the magnitude $r_c = |\lambda_c|$ of the singularity in $E(\lambda)$ that is closest to the origin. Note that when $|\lambda| = r_c$, one cannot *a priori* predict if the series is convergent or not. For example, the series $\sum_{k=1}^{\infty} \lambda^k/k$ diverges at $\lambda = 1$ but converges at $\lambda = -1$.

Like the exact system in Sec. II B, the perturbation energy $E(\lambda)$ represents a “one-to-many” function with the output elements representing an approximation to both the ground and excited states. The most common singularities on $E(\lambda)$ therefore correspond to non-analytic EPs in the complex λ plane where two states become degenerate. Additional singularities can also arise at critical points of the energy. A critical point corresponds to the intersection of two energy surfaces where the eigenstates remain distinct but a gradient discontinuity occurs in the ground-state energy. In contrast, at a square-root branch point, both the energies and the associated wave functions of the intersecting surfaces become identical. Later we will demonstrate how the choice of reference Hamiltonian controls the position of these EPs, and ultimately determines the convergence properties of the perturbation series.

D. Hartree–Fock Theory

In the HF approximation, the many-electron wave function is approximated as a single Slater determinant $\Psi_{\text{HF}}(\mathbf{x}_1, \dots, \mathbf{x}_N)$, where $\mathbf{x} = (\sigma, \mathbf{r})$ is a composite vector gathering spin and spatial coordinates. This Slater determinant is defined as an antisymmetric combination of N (real-valued) occupied one-electron spin-orbitals $\phi_p(\mathbf{x})$, which are, by definition, eigenfunctions of the one-electron Fock operator

$$\hat{f}(\mathbf{x})\phi_p(\mathbf{x}) = [\hat{h}(\mathbf{x}) + \hat{v}_{\text{HF}}(\mathbf{x})]\phi_p(\mathbf{x}) = \epsilon_p\phi_p(\mathbf{x}). \quad (13)$$

Here the (one-electron) core Hamiltonian is

$$\hat{h}(\mathbf{x}) = -\frac{\nabla^2}{2} + \sum_A^M \frac{Z_A}{|\mathbf{r} - \mathbf{R}_A|} \quad (14)$$

and

$$\hat{v}_{\text{HF}}(\mathbf{x}) = \sum_i^N [\hat{J}_i(\mathbf{x}) - \hat{K}_i(\mathbf{x})] \quad (15)$$

is the HF mean-field electron-electron potential with

$$\hat{J}_i(\mathbf{x})\phi_j(\mathbf{x}) = \left(\int \phi_i(\mathbf{x}') \frac{1}{|\mathbf{r} - \mathbf{r}'|} \phi_i(\mathbf{x}') d\mathbf{x}' \right) \phi_j(\mathbf{x}), \quad (16a)$$

$$\hat{K}_i(\mathbf{x})\phi_j(\mathbf{x}) = \left(\int \phi_i(\mathbf{x}') \frac{1}{|\mathbf{r} - \mathbf{r}'|} \phi_j(\mathbf{x}') d\mathbf{x}' \right) \phi_i(\mathbf{x}), \quad (16b)$$

defining the Coulomb and exchange operators (respectively) in the spin-orbital basis.³ The HF energy is then defined as

$$E_{\text{HF}} = \frac{1}{2} \sum_i^N (h_i + f_i), \quad (17)$$

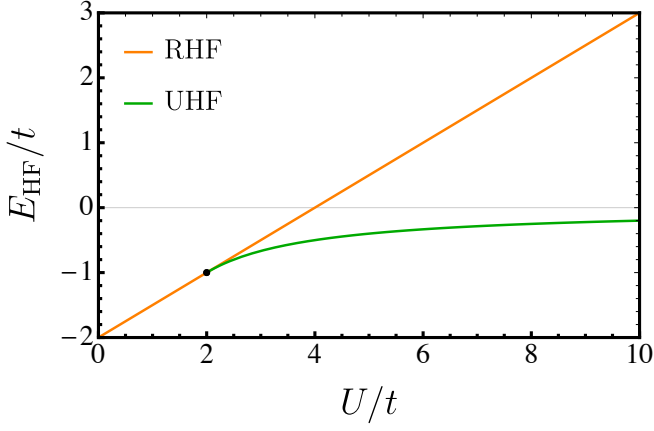


FIG. 2: RHF and UHF energies in the Hubbard dimer as a function of the correlation strength U/t . The symmetry-broken UHF solution emerges at the coalescence point $U = 2t$ (black dot), often known as the Coulson–Fischer point.

with the corresponding matrix elements

$$h_i = \langle \phi_i | \hat{h} | \phi_i \rangle, \quad f_i = \langle \phi_i | \hat{f} | \phi_i \rangle. \quad (18)$$

The optimal HF wave function is identified by using the variational principle to minimise the HF energy. For any system with more than one electron, the resulting Slater determinant is not an eigenfunction of the exact Hamiltonian \hat{H} . However, it is by definition an eigenfunction of the approximate many-electron HF Hamiltonian constructed from the one-electron Fock operators as

$$\hat{H}_{\text{HF}} = \sum_i^N f(\mathbf{x}_i). \quad (19)$$

From hereon, i and j denote occupied orbitals, a and b denote unoccupied (or virtual) orbitals, while p, q, r , and s denote arbitrary orbitals.

In the most flexible variant of real HF theory (generalised HF) the one-electron orbitals can be complex-valued and contain a mixture of spin-up and spin-down components.^{78,79} However, the application of HF theory with some level of constraint on the orbital structure is far more common. Forcing the spatial part of the orbitals to be the same for spin-up and spin-down electrons leads to restricted HF (RHF) method, while allowing different orbitals for different spins leads to the so-called unrestricted HF (UHF) approach.⁸⁰ The advantage of the UHF approximation is its ability to correctly describe strongly correlated systems, such as antiferromagnetic phases⁸¹ or the dissociation of the hydrogen dimer.⁸² However, by allowing different orbitals for different spins, the UHF wave function is no longer required to be an eigenfunction of the total spin operator \hat{S}^2 , leading to “spin-contamination”.

E. Hartree–Fock in the Hubbard Dimer

In the Hubbard dimer, the HF energy can be parametrised using two rotation angles θ^α and θ^β as

$$E_{\text{HF}}(\theta^\alpha, \theta^\beta) = -t \left(\sin \theta^\alpha + \sin \theta^\beta \right) + \frac{U}{2} \left(1 + \cos \theta^\alpha \cos \theta^\beta \right), \quad (20)$$

where we have introduced occupied ϕ_1^σ and unoccupied ϕ_2^σ molecular orbitals for the spin- σ electrons as

$$\phi_1^\sigma = \cos\left(\frac{\theta^\sigma}{2}\right) \mathcal{L}^\sigma + \sin\left(\frac{\theta^\sigma}{2}\right) \mathcal{R}^\sigma, \quad (21a)$$

$$\phi_2^\sigma = -\sin\left(\frac{\theta^\sigma}{2}\right) \mathcal{L}^\sigma + \cos\left(\frac{\theta^\sigma}{2}\right) \mathcal{R}^\sigma \quad (21b)$$

Equations (20), (21a), and (21b) are valid for both RHF and UHF. In the weak correlation regime $0 \leq U \leq 2t$, the angles which minimise the HF energy, i.e., $\partial E_{\text{HF}} / \partial \theta^\sigma = 0$, are

$$\theta_{\text{RHF}}^\alpha = \theta_{\text{RHF}}^\beta = \pi/2, \quad (22)$$

giving the molecular orbitals

$$\phi_{1,\text{RHF}}^\sigma = \frac{\mathcal{L}^\sigma + \mathcal{R}^\sigma}{\sqrt{2}}, \quad \phi_{2,\text{RHF}}^\sigma = \frac{\mathcal{L}^\sigma - \mathcal{R}^\sigma}{\sqrt{2}}, \quad (23)$$

and the ground-state RHF energy (Fig. 2)

$$E_{\text{RHF}} \equiv E_{\text{HF}}(\theta_{\text{RHF}}^\alpha, \theta_{\text{RHF}}^\beta) = -2t + \frac{U}{2}. \quad (24)$$

Here, the molecular orbitals respectively transform according to the Σ_g^+ and Σ_u^+ irreducible representations of the $D_{\infty h}$ point group that represents the symmetric Hubbard dimer. We can therefore consider these as symmetry-pure molecular orbitals. However, in the strongly correlated regime $U > 2t$, the closed-shell orbital restriction prevents RHF from modelling the correct physics with the two electrons on opposite sites.

As the on-site repulsion is increased from 0, the HF approximation reaches a critical value at $U = 2t$ where an alternative UHF solution appears with a lower energy than the RHF one. Note that the RHF wave function remains a genuine solution of the HF equations for $U \geq 2t$, but corresponds to a saddle point of the HF energy rather than a minimum. This critical point is analogous to the infamous Coulson–Fischer point identified in the hydrogen dimer.⁸² For $U \geq 2t$, the optimal orbital rotation angles for the UHF orbitals become

$$\theta_{\text{UHF}}^\alpha = \arctan\left(-\frac{2t}{\sqrt{U^2 - 4t^2}}\right), \quad (25a)$$

$$\theta_{\text{UHF}}^\beta = \arctan\left(+\frac{2t}{\sqrt{U^2 - 4t^2}}\right), \quad (25b)$$

with the corresponding UHF ground-state energy (Fig. 2)

$$E_{\text{UHF}} \equiv E_{\text{HF}}(\theta_{\text{UHF}}^\alpha, \theta_{\text{UHF}}^\beta) = -\frac{2t^2}{U}. \quad (26)$$

The molecular orbitals of the lower-energy UHF solution do not transform as an irreducible representation of the $D_{\infty h}$

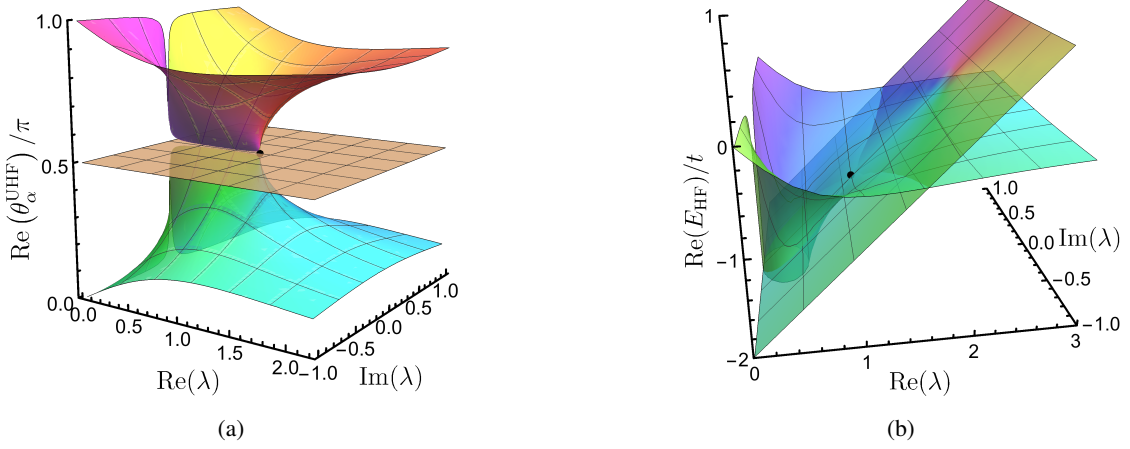


FIG. 3: (a) Real component of the UHF angle $\theta_{\text{UHF}}^{\alpha}$ for $\lambda \in \mathbb{C}$ in the Hubbard dimer for $U/t = 2$. Symmetry-broken solutions correspond to individual sheets and become equivalent at the *quasi*-EP λ_c (black dot). The RHF solution is independent of λ , giving the constant plane at $\pi/2$. (b) The corresponding HF energy surfaces show a non-analytic point at the *quasi*-EP.

point group and therefore break spatial symmetry. Allowing different orbitals for the different spins also means that the overall wave function is no longer an eigenfunction of the S^2 operator and can be considered to break spin symmetry. This combined spatial and spin symmetry-breaking occurs for all $U \geq 2t$. Furthermore, time-reversal symmetry dictates that this UHF wave function must be degenerate with its spin-flipped counterpart, obtained by swapping $\theta_{\text{UHF}}^{\alpha}$ and $\theta_{\text{UHF}}^{\beta}$ in Eqs. (25a) and (25b). This type of symmetry breaking is also called a spin-density wave in the physics community as the system “oscillates” between the two symmetry-broken configurations.⁸³ Spatial symmetry breaking can also occur in RHF theory when a charge-density wave is formed from an oscillation between the two closed-shell configurations with both electrons localised on one site or the other.^{80,84}

F. Self-Consistency as a Perturbation

The inherent non-linearity in the Fock eigenvalue problem arises from self-consistency in the HF approximation, and is usually solved through an iterative approach.^{85,86} Alternatively, the non-linear terms arising from the Coulomb and exchange operators can be considered as a perturbation from the core Hamiltonian (14) by introducing the transformation $U \rightarrow \lambda U$, giving the parametrised Fock operator

$$\hat{f}(\mathbf{x}; \lambda) = \hat{h}(\mathbf{x}) + \lambda \hat{v}_{\text{HF}}(\mathbf{x}). \quad (27)$$

The orbitals in the reference problem $\lambda = 0$ correspond to the symmetry-pure eigenfunctions of the one-electron core Hamiltonian, while self-consistent solutions at $\lambda = 1$ represent the orbitals of the true HF solution.

For real λ , the self-consistent HF energies at given (real) U and t values in the Hubbard dimer directly mirror the energies

shown in Fig. 2, with coalescence points at

$$\lambda_c = \pm \frac{2t}{U}. \quad (28)$$

In contrast, when λ becomes complex, the HF equations become non-Hermitian and each HF solution can be analytically continued for all λ values using the holomorphic HF approach.^{87–89} Remarkably, the coalescence point in this analytic continuation emerges as a *quasi*-EP on the real λ axis (Fig. 3), where the different HF solutions become equivalent but not self-orthogonal.³⁶ By analogy with perturbation theory, the regime where this *quasi*-EP occurs within $\lambda_c \leq 1$ can be interpreted as an indication that the symmetry-pure reference orbitals no longer provide a qualitatively accurate representation for the true HF ground state at $\lambda = 1$. For example, in the Hubbard dimer with $U > 2t$, one finds $\lambda_c < 1$ and the symmetry-pure orbitals do not provide a good representation of the HF ground state. In contrast, $U < 2t$ yields $\lambda_c > 1$ and corresponds to the regime where the HF ground state is correctly represented by symmetry-pure orbitals.

We have recently shown that the complex scaled Fock operator (28) also allows states of different symmetries to be interconverted by following a well-defined contour in the complex λ -plane.³⁶ In particular, by slowly varying λ in a similar (yet different) manner to an adiabatic connection in density-functional theory,^{90–92} a ground-state wave function can be “morphed” into an excited-state wave function via a stationary path of HF solutions. This novel approach to identifying excited-state wave functions demonstrates the fundamental role of *quasi*-EPs in determining the behaviour of the HF approximation. Furthermore, the complex-scaled Fock operator can be used routinely to construct analytic continuations of HF solutions beyond the points where real HF solutions coalesce and vanish.⁹³

III. MØLLER-PLESSET PERTURBATION THEORY IN THE COMPLEX PLANE

A. Background Theory

In electronic structure, the HF Hamiltonian (19) is often used as the zeroth-order Hamiltonian to define Møller–Plesset (MP) perturbation theory.¹⁰ This approach can recover a large proportion of the electron correlation energy,^{94–96} and provides the foundation for numerous post-HF approximations. With the MP partitioning, the parametrised perturbation Hamiltonian becomes

$$\hat{H}(\lambda) = \sum_i^N \left[-\frac{\nabla_i^2}{2} - \sum_A^M \frac{Z_A}{|\mathbf{r}_i - \mathbf{R}_A|} \right] + (1 - \lambda) \sum_i^N \hat{v}_{\text{HF}}(\mathbf{x}_i) + \lambda \sum_{i < j}^N \frac{1}{|\mathbf{r}_i - \mathbf{r}_j|}. \quad (29)$$

Any set of orbitals can be used to define the HF Hamiltonian, although either the RHF or UHF orbitals are usually chosen to define the RMP or UMP series respectively. The MP energy at a given order n (i.e., MP n) is then defined as

$$E_{\text{MP}n} = \sum_{k=0}^n E_{\text{MP}}^{(k)}, \quad (30)$$

where $E_{\text{MP}}^{(k)}$ is the k th-order MP correction and

$$E_{\text{MP}1} = E_{\text{MP}}^{(0)} + E_{\text{MP}}^{(1)} = E_{\text{HF}}. \quad (31)$$

The second-order MP2 energy correction is given by

$$E_{\text{MP}}^{(2)} = \frac{1}{4} \sum_{ij} \sum_{ab} \frac{|\langle ij||ab \rangle|^2}{\epsilon_i + \epsilon_j - \epsilon_a - \epsilon_b}, \quad (32)$$

where $\langle pq||rs \rangle = \langle pq|rs \rangle - \langle pq|sr \rangle$ are the anti-symmetrised two-electron integrals in the molecular spin-orbital basis⁹⁷

$$\langle pq||rs \rangle = \iint d\mathbf{x}_1 d\mathbf{x}_2 \frac{\phi_p^*(\mathbf{x}_1) \phi_q^*(\mathbf{x}_2) \phi_r(\mathbf{x}_1) \phi_s(\mathbf{x}_2)}{|\mathbf{r}_1 - \mathbf{r}_2|}. \quad (33)$$

While most practical calculations generally consider only the MP2 or MP3 approximations, higher order terms can be computed to understand the convergence of the MP n series.¹⁵ *A priori*, there is no guarantee that this series will provide the smooth convergence that is desirable for a systematically improvable theory. In fact, when the reference HF wave function is a poor approximation to the exact wave function, for example in multi-configurational systems, MP theory can yield highly oscillatory, slowly convergent, or catastrophically divergent results.^{15,16,19,21,22,98} Furthermore, the convergence properties of the MP series can depend strongly on the choice of restricted or unrestricted reference orbitals.

Although practically convenient for electronic structure calculations, the MP partitioning is not the only possibility and alternative partitionings have been considered⁹⁹ including: i) the Epstein–Nesbet (EN) partitioning which consists in taking the

diagonal elements of \hat{H} as the zeroth-order Hamiltonian,^{100,101} ii) the weak correlation partitioning in which the one-electron part is considered as the unperturbed Hamiltonian $\hat{H}^{(0)}$ and the two-electron part is the perturbation operator \hat{V} , and iii) the strong coupling partitioning where the two operators are inverted compared to the weak correlation partitioning.^{102,103} While an in-depth comparison of these different approaches can offer insight into their relative strengths and weaknesses for various situations, we will restrict our current discussion to the convergence properties of the MP expansion.

B. Early Studies of Møller–Plesset Convergence

Among the most desirable properties of any electronic structure technique is the existence of a systematic route to increasingly accurate energies. In the context of MP theory, one would like a monotonic convergence of the perturbation series towards the exact energy such that the accuracy increases as each term in the series is added. If such well-behaved convergence can be established, then our ability to compute individual terms in the series becomes the only barrier to computing the exact correlation in a finite basis set. Unfortunately, the computational scaling of each term in the MP series increases with the perturbation order, and practical calculations must rely on fast convergence to obtain high-accuracy results using only the lowest order terms.

MP theory was first introduced to quantum chemistry through the pioneering works of Bartlett *et al.* in the context of many-body perturbation theory,¹⁰⁴ and Pople and co-workers in the context of determinantal expansions.^{105,106} Early implementations were restricted to the fourth-order MP4 approach that was considered to offer state-of-the-art quantitative accuracy.^{106,107} However, it was quickly realised that the MP series often demonstrated very slow, oscillatory, or erratic convergence, with the UMP series showing particularly slow convergence.^{13–15} For example, RMP5 is worse than RMP4 for predicting the homolytic barrier fission of He_2^{2+} using a minimal basis set, while the UMP series monotonically converges but becomes increasingly slow beyond UMP5.¹⁶ The first examples of divergent MP series were observed in the N_2 and F_2 diatomics, where low-order RMP and UMP expansions give qualitatively wrong binding curves.¹⁷

The divergence of RMP expansions for stretched bonds can be easily understood from two perspectives.²⁰ Firstly, the exact wave function becomes increasingly multi-configurational as the bond is stretched, and the RHF wave function no longer provides a qualitatively correct reference for the perturbation expansion. Secondly, the energy gap between the occupied and unoccupied orbitals associated with the stretch becomes increasingly small at larger bond lengths, leading to a divergence, for example, in the MP2 correction (32). In contrast, the origin of slow UMP convergence is less obvious as the reference UHF energy remains qualitatively correct at large bond lengths and the orbital degeneracy is avoided. Furthermore, this slow convergence can also be observed in molecules with a UHF ground state at the equilibrium geometry (e.g., CN^-), suggesting a more fundamental link with spin-contamination

in the reference wave function.¹⁸

Using the UHF framework allows the singlet ground state wave function to mix with triplet wave functions, leading to spin contamination where the wave function is no longer an eigenfunction of the \hat{S}^2 operator. The link between slow UMP convergence and this spin-contamination was first systematically investigated by Gill *et al.* using the minimal basis H_2 model.¹⁹ In this work, the authors identified that the slow UMP convergence arises from its failure to correctly predict the amplitude of the low-lying double excitation. This erroneous description of the double excitation amplitude has the same origin as the spin-contamination in the reference UHF wave function, creating the first direct link between spin-contamination and slow UMP convergence.¹⁹ Lepetit *et al.* later analysed the difference between perturbation convergence using the UMP and EN partitionings.²¹ They argued that the slow UMP convergence for stretched molecules arises from (i) the fact that the MP denominator (see Eq. 32) tends to a constant value instead of vanishing, and (ii) the slow convergence of contributions from the singly-excited configurations that strongly couple to the doubly-excited configurations and first appear at fourth-order.²¹ Drawing these ideas together, we believe that slow UMP convergence occurs because the single excitations must focus on removing spin-contamination from the reference wave function, limiting their ability to fine-tune the amplitudes of the higher excitations that capture the correlation energy.

A number of spin-projected extensions have been derived to reduce spin-contamination in the wave function and overcome

the slow UMP convergence. Early versions of these theories, introduced by Schlegel^{108,109} or Knowles and Handy,^{110,111} exploited the “projection-after-variation” philosophy, where the spin-projection is applied directly to the UMP expansion. These methods succeeded in accelerating the convergence of the projected MP series and were considered as highly effective methods for capturing the electron correlation at low computational cost.¹¹¹ However, the use of projection-after-variation leads to gradient discontinuities in the vicinity of the UHF symmetry-breaking point, and can result in spurious minima along a molecular binding curve.^{108,110} More recent formulations of spin-projected perturbations theories have considered the “variation-after-projection” framework using alternative definitions of the reference Hamiltonian.^{112,113} These methods yield more accurate spin-pure energies without gradient discontinuities or spurious minima.

C. Spin-Contamination in the Hubbard Dimer

The behaviour of the RMP and UMP series observed in H_2 can also be illustrated by considering the analytic Hubbard dimer with a complex-valued perturbation strength. In this system, the stretching of the H–H bond is directly mirrored by an increase in the ratio U/t . Using the ground-state RHF reference orbitals leads to the parametrised RMP Hamiltonian

$$\mathbf{H}_{\text{RMP}}(\lambda) = \begin{pmatrix} -2t + U - \lambda U/2 & 0 & 0 & \lambda U/2 \\ 0 & U - \lambda U/2 & \lambda U/2 & 0 \\ 0 & \lambda U/2 & U - \lambda U/2 & 0 \\ \lambda U/2 & 0 & 0 & 2t + U - \lambda U/2 \end{pmatrix}, \quad (34)$$

which yields the ground-state energy

$$E_-(\lambda) = U - \frac{\lambda U}{2} - \frac{1}{2} \sqrt{(4t)^2 + \lambda^2 U^2}. \quad (35)$$

From this expression, the EPs can be identified as $\lambda_{\text{EP}} = \pm i4t/U$, giving the radius of convergence

$$r_c = \left| \frac{4t}{U} \right|. \quad (36)$$

Remarkably, these EPs are identical to the exact EPs discussed in Sec. II B. The Taylor expansion of the RMP energy can then be evaluated to obtain the k th-order MP correction

$$E_{\text{RMP}}^{(k)} = U \delta_{0,k} - \frac{1}{2} \frac{U^k}{(4t)^{k-1}} \binom{1/2}{k/2}. \quad (37)$$

The RMP series is convergent at $\lambda = 1$ for $U = 3.5t$ with $r_c > 1$, as illustrated for the individual terms at each perturbation order in Fig. 4b. In contrast, for $U = 4.5t$ one finds

$r_c < 1$, and the RMP series becomes divergent at $\lambda = 1$. The corresponding Riemann surfaces for $U = 3.5t$ and $4.5t$ are shown in Figs. 4a and 4c, respectively, with the single EP at λ_{EP} (black dot). We illustrate the surface $|\lambda| = 1$ using a vertical cylinder of unit radius to provide a visual aid for determining if the series will converge at the physical case $\lambda = 1$. For the divergent case, λ_{EP} lies inside this unit cylinder, while in the convergent case λ_{EP} lies outside this cylinder. In both cases, the EP connects the ground state with the doubly-excited state, and thus the convergence behaviour for the two states using the ground-state RHF orbitals is identical. Note that, when λ_{EP} lies on the unit cylinder, we cannot *a priori* determine whether the perturbation series will converge or not.

The behaviour of the UMP series is more subtle than the RMP series as the spin-contamination in the wave function introduces additional coupling between the singly- and doubly-excited configurations. Using the ground-state UHF reference orbitals in the Hubbard dimer yields the parametrised UMP Hamiltonian

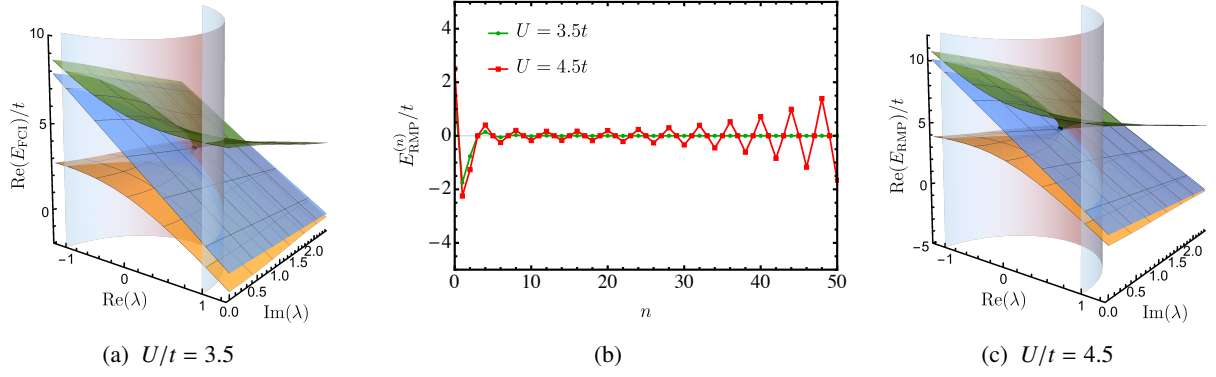


FIG. 4: Convergence of the RMP series as a function of the perturbation order n for the Hubbard dimer at $U/t = 3.5$ (where $r_c > 1$) and 4.5 (where $r_c < 1$). The Riemann surfaces associated with the exact energies of the RMP Hamiltonian (34) are also represented for these two values of U/t as functions of complex λ .

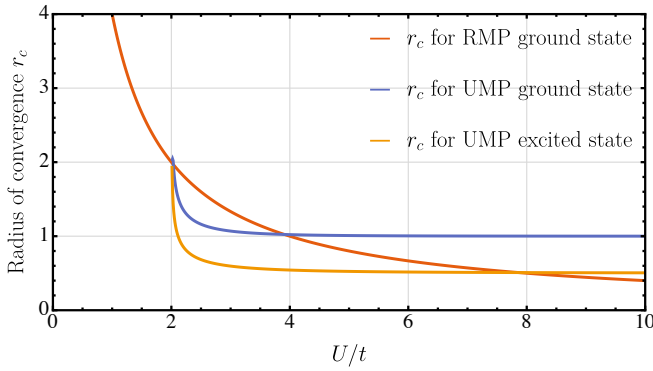


FIG. 5: Radius of convergence r_c for the RMP ground state (red), the UMP ground state (blue), and the UMP excited state (orange) series of the Hubbard dimer as functions of the ratio U/t .

$$\mathbf{H}_{\text{UMP}}(\lambda) = \begin{pmatrix} -2t^2\lambda/U & 0 & 0 & 2t^2\lambda/U \\ 0 & U - 2t^2\lambda/U & 2t^2\lambda/U & 2t\sqrt{U^2 - (2t)^2}\lambda/U \\ 0 & 2t^2\lambda/U & U - 2t^2\lambda/U & -2t\sqrt{U^2 - (2t)^2}\lambda/U \\ 2t^2\lambda/U & 2t\sqrt{U^2 - (2t)^2}\lambda/U & -2t\sqrt{U^2 - (2t)^2}\lambda/U & 2U(1 - \lambda) + 6t^2\lambda/U \end{pmatrix}. \quad (38)$$

While a closed-form expression for the ground-state energy exists, it is cumbersome and we eschew reporting it. Instead, the radius of convergence of the UMP series can be obtained numerically as a function of U/t , as shown in Fig. 5. These numerical values reveal that the UMP ground-state series has $r_c > 1$ for all U/t and always converges. However, in the strong correlation limit (large U/t), this radius of convergence tends to unity, indicating that the convergence of the corresponding UMP series becomes increasingly slow. Furthermore, the doubly-excited state using the ground-state UHF orbitals has $r_c < 1$ for almost any value of U/t , reaching the limiting value of $1/2$ for $U/t \rightarrow \infty$. Hence, the excited-state UMP series will always diverge.

The convergence behaviour can be further elucidated by considering the full structure of the UMP energies in the com-

plex λ -plane (see Figs. 6a and 6c). These Riemann surfaces are illustrated for $U = 3t$ and $7t$ alongside the perturbation terms at each order in Fig. 6b. At $U = 3t$, the RMP series is convergent at $\lambda = 1$, while RMP becomes divergent at $\lambda = 1$ for $U = 7t$. The ground-state UMP expansion is convergent in both cases, although the rate of convergence is significantly slower for larger U/t as the radius of convergence becomes increasingly close to one (Fig. 5).

As the UHF orbitals break the spatial and spin symmetry, new coupling terms emerge between the electronic states that cause fundamental changes to the structure of EPs in the complex λ -plane. For example, while the RMP energy shows only one EP between the ground and doubly-excited states (Fig. 4), the UMP energy has two pairs of complex-conjugate EPs: one connecting the ground state with the singly-excited open-shell

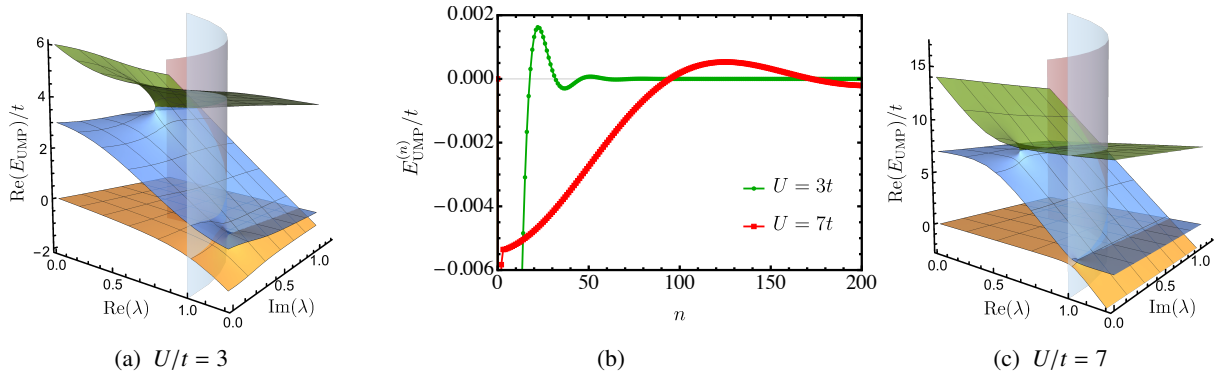


FIG. 6: Convergence of the UMP series as a function of the perturbation order n for the Hubbard dimer at $U/t = 3$ and 7. The Riemann surfaces associated with the exact energies of the UMP Hamiltonian (38) are also represented for these two values of U/t as functions of λ .

singlet, and the other connecting this single excitation to the doubly-excited second excitation (Fig. 6). This new ground-state EP always appears outside the unit cylinder and guarantees convergence of the ground-state energy. However, the excited-state EP is moved within the unit cylinder and causes the convergence of the excited-state UMP series to deteriorate. Our interpretation of this effect is that the symmetry-broken orbital optimisation has redistributed the strong coupling between the ground- and doubly-excited states into weaker couplings between all states, and has thus sacrificed convergence of the excited-state series so that the ground-state convergence can be maximised.

Since the UHF ground state already provides a good approximation to the exact energy, the ground-state sheet of the UMP energy is relatively flat and the corresponding EP in the Hubbard dimer always lies outside the unit cylinder. The slow convergence observed in stretched H_2 ¹⁹ can then be seen as this EP moves increasingly close to the unit cylinder at large U/t and r_c approaches one (from above). Furthermore, the majority of the UMP expansion in this regime is concerned with removing spin-contamination from the wave function rather than improving the energy. It is well-known that the spin-projection needed to remove spin-contamination can require non-linear combinations of highly-excited determinants,⁹⁶ and thus it is not surprising that this process proceeds very slowly as the perturbation order is increased.

D. Classifying Types of Convergence

As computational implementations of higher-order MP terms improved, the systematic investigation of convergence behaviour in a broader class of molecules became possible. Cremer and He introduced an efficient MP6 approach and used it to analyse the RMP convergence of 29 atomic and molecular systems.¹¹⁴ They established two general classes: “class A” systems that exhibit monotonic convergence; and “class B” systems for which convergence is erratic after initial oscillations. By analysing the different cluster contributions to the MP energy terms, they proposed that class A systems generally

include well-separated and weakly correlated electron pairs, while class B systems are characterised by dense electron clustering in one or more spatial regions.¹¹⁴ In class A systems, they showed that the majority of the correlation energy arises from pair correlation, with little contribution from triple excitations. On the other hand, triple excitations have an important contribution in class B systems, including orbital relaxation to doubly-excited configurations, and these contributions lead to oscillations of the total correlation energy.

Using these classifications, Cremer and He then introduced simple extrapolation formulas for estimating the exact correlation energy ΔE using terms up to MP6¹¹⁴

$$\Delta E_A = E_{MP}^{(2)} + E_{MP}^{(3)} + E_{MP}^{(4)} + \frac{E_{MP}^{(5)}}{1 - (E_{MP}^{(6)}/E_{MP}^{(5)})}, \quad (39a)$$

$$\Delta E_B = E_{MP}^{(2)} + E_{MP}^{(3)} + (E_{MP}^{(4)} + E_{MP}^{(5)}) \exp(E_{MP}^{(6)}/E_{MP}^{(5)}). \quad (39b)$$

These class-specific formulas reduced the mean absolute error from the FCI correlation energy by a factor of four compared to previous class-independent extrapolations, highlighting how one can leverage a deeper understanding of MP convergence to improve estimates of the correlation energy at lower computational costs. In Sec. IV, we consider more advanced extrapolation routines that take account of EPs in the complex λ -plane.

In the late 90’s, Olsen *et al.* discovered an even more concerning behaviour of the MP series.⁵⁷ They showed that the series could be divergent even in systems that were considered to be well understood, such as Ne or the HF molecule.^{57,115} Cremer and He had already studied these two systems and classified them as *class B* systems.¹¹⁴ However, Olsen and co-workers performed their analysis in larger basis sets containing diffuse functions, finding that the corresponding MP series becomes divergent at (very) high order. The discovery of this divergent behaviour is particularly worrying as large basis sets are required to get meaningful and accurate energies.^{116,117} Furthermore, diffuse functions are particularly important for anions and/or Rydberg excited states, where the wave function is inherently more diffuse than the ground state.^{118,119}

Olsen *et al.* investigated the causes of these divergences and

the different types of convergence by analysing the relation between the dominant singularity (i.e., the closest singularity to the origin) and the convergence behaviour of the series.⁵⁸ Their analysis is based on Darboux’s theorem:⁷⁷

“In the limit of large order, the series coefficients become equivalent to the Taylor series coefficients of the singularity closest to the origin.”

Following this theory, a singularity in the unit circle is designated as an intruder state, with a front-door (or back-door) intruder state if the real part of the singularity is positive (or negative).

Using their observations in Ref. 57, Olsen and collaborators proposed a simple method that performs a scan of the real axis to detect the avoided crossing responsible for the dominant singularities in the complex plane.⁵⁸ By modelling this avoided crossing using a two-state Hamiltonian, one can obtain an approximation for the dominant singularities as the EPs of the two-state matrix

$$\underbrace{\begin{pmatrix} \alpha & \delta \\ \delta & \beta \end{pmatrix}}_{\mathbf{H}} = \underbrace{\begin{pmatrix} \alpha + \alpha_s & 0 \\ 0 & \beta + \beta_s \end{pmatrix}}_{\mathbf{H}^{(0)}} + \underbrace{\begin{pmatrix} -\alpha_s & \delta \\ \delta & -\beta_s \end{pmatrix}}_{\mathbf{V}}, \quad (40)$$

where the diagonal matrix is the unperturbed Hamiltonian matrix $\mathbf{H}^{(0)}$ with level shifts α_s and β_s , and \mathbf{V} represents the perturbation.

The authors first considered molecules with low-lying doubly-excited states with the same spatial and spin symmetry as the ground state.⁵⁸ In these systems, the exact wave function has a non-negligible contribution from the doubly-excited states, and thus the low-lying excited states are likely to become intruder states. For CH_2 in a diffuse, yet rather small basis set, the series is convergent at $\lambda = 1$ at least up to the 50th order, and the dominant singularity lies close (but outside) the unit circle, causing slow convergence of the series. These intruder-state effects are analogous to the EP that dictates the convergence behaviour of the RMP series for the Hubbard dimer (Fig. 4). Furthermore, the authors demonstrated that the divergence for Ne is due to a back-door intruder state that arise when the ground state undergoes sharp avoided crossings with highly diffuse excited states. This divergence is related to a more fundamental critical point in the MP energy surface that we will discuss in Sec. III E.

Finally, Ref. 57 proved that the extrapolation formulas of Cremer and He¹¹⁴ [see Eqs. (39a) and (39b)] are not mathematically motivated when considering the complex singularities causing the divergence, and therefore cannot be applied for all systems. For example, the HF molecule contains both back-door intruder states and low-lying doubly-excited states that result in alternating terms up to 10th order. The series becomes monotonically convergent at higher orders since the two pairs of singularities are approximately the same distance from the origin.

More recently, this two-state model has been extended to non-symmetric Hamiltonians as⁵⁹

$$\underbrace{\begin{pmatrix} \alpha & \delta_1 \\ \delta_2 & \beta \end{pmatrix}}_{\mathbf{H}} = \underbrace{\begin{pmatrix} \alpha & 0 \\ 0 & \beta + \gamma \end{pmatrix}}_{\mathbf{H}^{(0)}} + \underbrace{\begin{pmatrix} 0 & \delta_2 \\ \delta_1 & -\gamma \end{pmatrix}}_{\mathbf{V}}. \quad (41)$$

This extension allows various choices of perturbation to be analysed, including coupled cluster perturbation expansions^{120–124} and other non-Hermitian perturbation methods. Note that new forms of perturbation expansions only occur when the sign of δ_1 and δ_2 differ. Using this non-Hermitian two-state model, the convergence of a perturbation series can be characterised according to a so-called “archetype” that defines the overall “shape” of the energy convergence.⁵⁹ For Hermitian Hamiltonians, these archetypes can be subdivided into five classes (zigzag, interspersed zigzag, triadic, ripples, and geometric), while two additional archetypes (zigzag-geometric and convex-geometric) are observed in non-Hermitian Hamiltonians. The geometric archetype appears to be the most common for MP expansions,⁵⁹ but the ripples archetype corresponds to some of the early examples of MP convergence.^{15,21,22,98} The three remaining Hermitian archetypes seem to be rarely observed in MP perturbation theory. In contrast, the non-Hermitian coupled cluster perturbation theory,^{120–124} exhibits a range of archetypes including the interspersed zigzag, triadic, ripple, geometric, and zigzag-geometric forms. This analysis highlights the importance of the primary singularity in controlling the high-order convergence, regardless of whether this point is inside or outside the complex unit circle.^{15,58}

E. Møller–Plesset Critical Point

In the early 2000’s, Stillinger reconsidered the mathematical origin behind the divergent series with odd-even sign alternation.¹²⁵ This type of convergence behaviour corresponds to Cremer and He’s class B systems with closely spaced electron pairs and includes Ne, HF, F^- , and H_2O .¹¹⁴ Stillinger proposed that these series diverge due to a dominant singularity on the negative real λ axis, corresponding to a multielectron autoionisation threshold.¹²⁵ To understand Stillinger’s argument, consider the parametrised MP Hamiltonian in the form

$$\hat{H}(\lambda) = \sum_i^N \left[\overbrace{-\frac{1}{2}\nabla_i^2}^{\text{independent of } \lambda} - \sum_A^M \frac{Z_A}{|\mathbf{r}_i - \mathbf{R}_A|} + \underbrace{(1-\lambda)\hat{v}_{\text{HF}}(\mathbf{x}_i)}_{\text{repulsive for } \lambda < 1} + \lambda \underbrace{\sum_{i < j}^N \frac{1}{|\mathbf{r}_i - \mathbf{r}_j|}}_{\text{attractive for } \lambda < 0} \right]. \quad (42)$$

The mean-field potential \hat{v}_{HF} essentially represents a negatively charged field with the spatial extent controlled by the extent of the HF orbitals, usually located close to the nuclei. When λ is negative, the mean-field potential becomes increasingly repulsive, while the explicit two-electron Coulomb interaction becomes attractive. There is therefore a negative critical point λ_c where it becomes energetically favourable for the electrons to dissociate and form a bound cluster at an infinite separation from the nuclei.¹²⁵ This autoionisation effect is closely related to the critical point for electron binding in two-electron atoms (see Ref. 126). Furthermore, a similar set of critical points exists along the positive real axis, corresponding to single-electron ionisation processes.¹²⁷ While these critical points are

singularities on the real axis, their exact mathematical form is difficult to identify and remains an open question.

To further develop the link between the critical point and types of MP convergence, Sergeev and Goodson investigated the relationship with the location of the dominant singularity that controls the radius of convergence.¹²⁸ They demonstrated that the dominant singularity in class A systems corresponds to an EP with a positive real component, where the magnitude of the imaginary component controls the oscillations in the signs of successive MP terms.^{129,130} In contrast, class B systems correspond to a dominant singularity on the negative real λ axis representing the MP critical point. The divergence of class B systems, which contain closely spaced electrons (e.g., F^-), can then be understood as the HF potential \hat{v}_{HF} is relatively localised and the autoionization is favoured at negative λ values closer to the origin. With these insights, they regrouped the systems into new classes: i) α singularities which have “large” imaginary parts, and ii) β singularities which have very small imaginary parts.^{128,131}

The existence of the MP critical point can also explain why the divergence observed by Olsen *et al.* in the Ne atom and the HF molecule occurred when diffuse basis functions were included.⁵⁷ Clearly diffuse basis functions are required for the electrons to dissociate from the nuclei, and indeed using only compact basis functions causes the critical point to disappear. While a finite basis can only predict complex-conjugate branch point singularities, the critical point is modelled by a cluster of sharp avoided crossings between the ground state and high-lying excited states.¹²⁷ Alternatively, Sergeev *et al.* demonstrated that the inclusion of a “ghost” atom also allows the formation of the critical point as the electrons form a bound cluster occupying the ghost atom orbitals.¹²⁷ This effect explains the origin of the divergence in the HF molecule as the fluorine valence electrons jump to the hydrogen at a sufficiently negative λ value.¹²⁷ Furthermore, the two-state model of Olsen and collaborators⁵⁸ was simply too minimal to understand the complexity of divergences caused by the MP critical point.

When a Hamiltonian is parametrised by a variable such as λ , the existence of abrupt changes in the eigenstates as a function of λ indicate the presence of a zero-temperature quantum phase transition (QPT).^{29,69–75} Meanwhile, as an avoided crossing becomes increasingly sharp, the corresponding EPs move in-

creasingly close to the real axis. When these points converge on the real axis, they effectively “annihilate” each other and no longer behave as EPs. Instead, they form a “critical point” singularity that resembles a conical intersection, and the convergence of a pair of complex-conjugate EPs on the real axis is therefore diagnostic of a QPT.^{132,133}

Since the MP critical point corresponds to a singularity on the real λ axis, it can immediately be recognised as a QPT with respect to varying the perturbation parameter λ . However, a conventional QPT can only occur in the thermodynamic limit, which here is analogous to the complete basis set limit.¹³⁴ The MP critical point and corresponding β singularities in a finite basis must therefore be modelled by pairs of complex-conjugate EPs that tend towards the real axis, exactly as described by Sergeev *et al.*¹²⁷ In contrast, α singularities correspond to large avoided crossings that are indicative of low-lying excited states which share the symmetry of the ground state,¹²⁸ and are thus not manifestations of a QPT. Notably, since the exact MP critical point corresponds to the interaction between a bound state and the continuum, its functional form is more complicated than a conical intersection and remains an open question.

F. Critical Points in the Hubbard Dimer

The simplified site basis of the Hubbard dimer makes explicitly modelling the ionisation continuum impossible. Instead, we can use an asymmetric version of the Hubbard dimer^{67,68} where we consider one of the sites as a “ghost atom” that acts as a destination for ionised electrons being originally localised on the other site. To mathematically model this scenario in this asymmetric Hubbard dimer, we introduce a one-electron potential $-\epsilon$ on the left site to represent the attraction between the electrons and the model “atomic” nucleus, where we define $\epsilon > 0$. The reference Slater determinant for a doubly-occupied atom can be represented using RHF orbitals [see Eq. (21)] with $\theta_{\text{RHF}}^\alpha = \theta_{\text{RHF}}^\beta = 0$, which corresponds to strictly localising the two electrons on the left site. With this representation, the parametrised asymmetric RMP Hamiltonian becomes

$$\mathbf{H}_{\text{asym}}(\lambda) = \begin{pmatrix} 2(U - \epsilon) - \lambda U & -\lambda t & -\lambda t & 0 \\ -\lambda t & (U - \epsilon) - \lambda U & 0 & -\lambda t \\ -\lambda t & 0 & (U - \epsilon) - \lambda U & -\lambda t \\ 0 & -\lambda t & -\lambda t & \lambda U \end{pmatrix}. \quad (43)$$

For the ghost site to perfectly represent ionised electrons, the hopping term between the two sites must vanish (i.e., $t = 0$). This limit corresponds to the dissociative regime in the asymmetric Hubbard dimer as discussed in Ref. 68, and the

RMP energies become

$$E_- = 2(U - \epsilon) - \lambda U, \quad (44a)$$

$$E_S = (U - \epsilon) - \lambda U, \quad (44b)$$

$$E_+ = U\lambda, \quad (44c)$$

as shown in Fig. 7a (dashed lines). The RMP critical point then

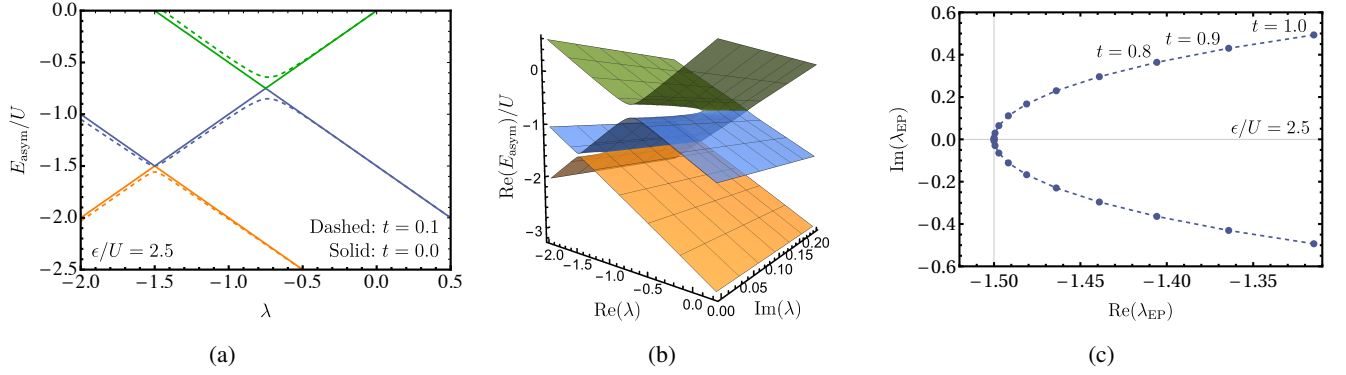


FIG. 7: RMP critical point using the asymmetric Hubbard dimer with $\epsilon = 2.5U$. (a) Exact critical points with $t = 0$ occur on the negative real λ axis (dashed). (b) Modelling a finite basis using $t = 0.1$ yields complex-conjugate EPs close to the real axis, giving a sharp avoided crossing on the real axis (solid). (c) Convergence of the ground-state EP onto the real axis in the limit $t \rightarrow 0$.

corresponds to the intersection $E_- = E_+$, giving the critical λ value

$$\lambda_c = 1 - \frac{\epsilon}{U}. \quad (45)$$

Clearly the radius of convergence $r_c = |\lambda_c|$ is controlled directly by the ratio ϵ/U , with a convergent RMP series at $\lambda = 1$ occurring for $\epsilon > 2U$. The on-site repulsion U controls the strength of the HF potential localised around the “atomic site”, with a stronger repulsion encouraging the electrons to be ionised at a less negative value of λ . Large U can be physically interpreted as strong electron repulsion effects in electron dense molecules. In contrast, smaller ϵ gives a weaker attraction to the atomic site, representing strong screening of the nuclear attraction by core and valence electrons, and again a less negative λ is required for ionisation to occur. Both of these factors are common in atoms on the right-hand side of the periodic table, e.g., F, O, Ne. Molecules containing these atoms are therefore often class β systems with a divergent RMP series due to the MP critical point.^{128,131}

The critical point in the exact case $t = 0$ is represented by the gradient discontinuity in the ground-state energy on the negative real λ axis (Fig. 7a: solid lines), mirroring the behaviour of a quantum phase transition.¹³⁴ The autoionisation process is manifested by a sudden drop in the “atomic site” electron density ρ_{atom} (Fig. 8). However, in practical calculations performed with a finite basis set, the critical point is modelled as a cluster of branch points close to the real axis. The use of a finite basis can be modelled in the asymmetric dimer by making the second site a less idealised destination for the ionised electrons with a non-zero (yet small) hopping term t . Taking the value $t = 0.1$ (Fig. 7a: dashed lines), the critical point becomes an avoided crossing with a complex-conjugate pair of EPs close to the real axis (Fig. 7b). In contrast to the exact critical point with $t = 0$, the ground-state energy remains smooth through this avoided crossing, with a more gradual drop in the atomic site density. In the limit $t \rightarrow 0$, these EPs approach the real axis (Fig. 7c) and the avoided crossing becomes a gradient discontinuity, mirroring Sergeev’s discussion on finite basis set representations of the MP critical point.¹³¹

Returning to the symmetric Hubbard dimer, we showed in Sec. III C that the slow convergence of the strongly correlated UMP series was due to a complex-conjugate pair of EPs just outside the radius of convergence. These EPs have positive real components and small imaginary components (see Fig. 6), suggesting a potential connection to MP critical points and QPTs (see Sec. III E). For $\lambda > 1$, the HF potential becomes an attractive component in Stillinger’s Hamiltonian displayed in Eq. (42), while the explicit electron-electron interaction becomes increasingly repulsive. Closed-shell critical points along the positive real λ axis may then represent points where the two-electron repulsion overcomes the attractive HF potential and a single electron dissociates from the molecule (see Ref. 131).

In contrast, spin symmetry-breaking in the UMP reference creates different HF potentials for the spin-up and spin-down electrons. Consider one of the two reference UHF solutions

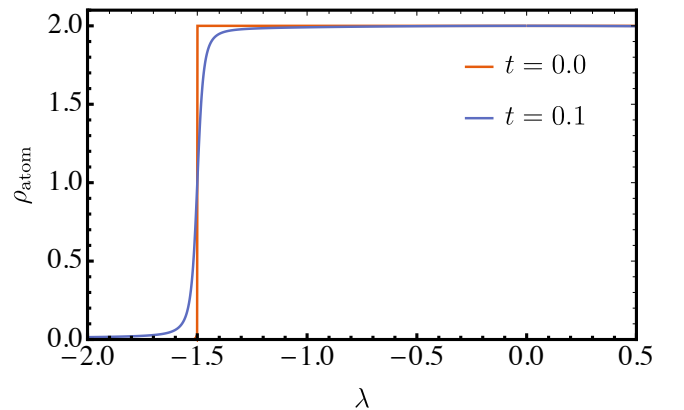


FIG. 8: Electron density ρ_{atom} on the “atomic” site of the asymmetric Hubbard dimer with $\epsilon = 2.5U$. The autoionisation process associated with the critical point is represented by the sudden drop on the negative λ axis. In the idealised limit $t = 0$, this process becomes increasingly sharp and represents a zero-temperature QPT.

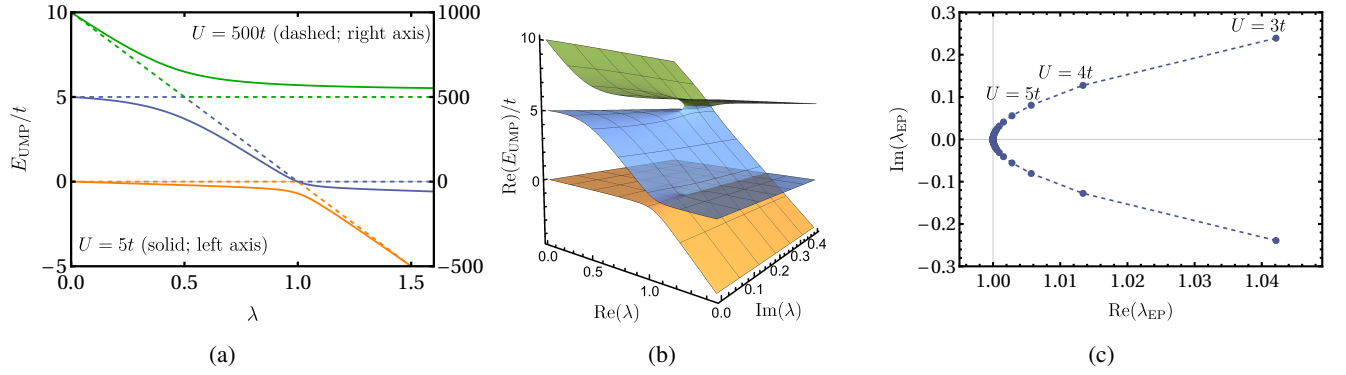


FIG. 9: The UMP ground-state EP in the symmetric Hubbard dimer becomes a critical point in the strong correlation limit (i.e., large U/t). (a) As U/t increases, the avoided crossing on the real λ axis becomes increasingly sharp. (b) The avoided crossing at $U = 5t$ corresponds to EPs with non-zero imaginary components. (c) Convergence of the EPs at λ_{EP} onto the real axis for $U/t \rightarrow \infty$.

where the spin-up and spin-down electrons are localised on the left and right sites respectively. The spin-up HF potential will then be a repulsive interaction from the spin-down electron density that is centred around the right site (and vice-versa). As λ becomes greater than 1 and the HF potentials become attractive, there will be a sudden driving force for the electrons to swap sites. This swapping process can also be represented as a double excitation, and thus an avoided crossing will occur for $\lambda \geq 1$ (Fig. 9a). While this appears to be an avoided crossing between the ground and first-excited state, the presence of an earlier excited-state avoided crossing means that the first-excited state qualitatively represents the reference double excitation for $\lambda > 1/2$. We can visualise this swapping process by considering the difference in the electron density on the left

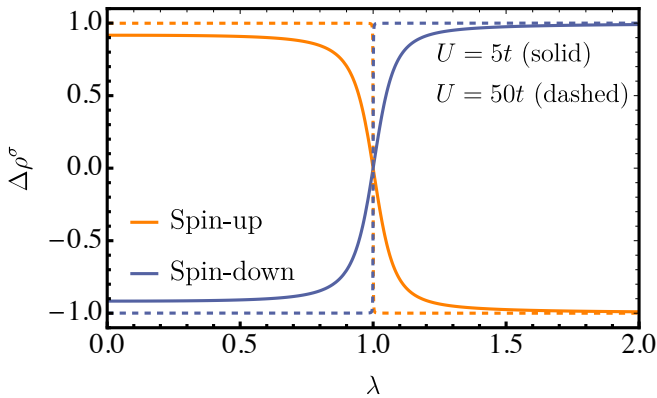


FIG. 10: Difference in the electron densities on the left and right sites for the UMP ground state in the symmetric Hubbard dimer [see Eq. (46)]. At $\lambda = 1$, the spin-up electron transfers from the right site to the left site, while the spin-down electron transfers in the opposite direction. In the strong correlation limit (large U/t), this process becomes increasingly sharp and represents a zero-temperature QPT.

and right sites, defined for each spin as

$$\Delta\rho^\sigma = \rho_R^\sigma - \rho_L^\sigma, \quad (46)$$

where ρ_L^σ (ρ_R^σ) is the spin- σ electron density on the left (right) site. This density difference is shown for the UMP ground-state at $U = 5t$ in Fig. 10 (solid lines). Here, the transfer of the spin-up electron from the right site to the left site can be seen as λ passes through 1 (and similarly for the spin-down electron).

The “sharpness” of the avoided crossing is controlled by the correlation strength U/t . For small U/t , the HF potentials will be weak and the electrons will delocalise over the two sites, both in the UHF reference and the exact wave function. This delocalisation dampens the electron swapping process and leads to a “shallow” avoided crossing (solid lines in Fig. 9a) that corresponds to EPs with non-zero imaginary components (Fig. 9b). As U/t becomes larger, the HF potentials become stronger and the on-site repulsion dominates the hopping term to make electron delocalisation less favourable. In other words, the electrons localise on individual sites to form a Wigner crystal. These effects create a stronger driving force for the electrons to swap sites until, eventually, this swapping occurs suddenly at $\lambda = 1$, as shown for $U = 50t$ in Fig. 10 (dashed lines). In this limit, the ground-state EPs approach the real axis (Fig. 9c) and the avoided crossing creates a gradient discontinuity in the ground-state energy (dashed lines in Fig. 9a). We therefore find that, in the strong correlation limit, the symmetry-broken ground-state EP becomes a new type of MP critical point and represents a QPT as the perturbation parameter λ is varied. Remarkably, this argument explains why the dominant UMP singularity lies so close, but always outside, the radius of convergence (see Fig. 5).

IV. RESUMMATION METHODS

It is frequently stated that “*the most stupid thing to do with a series is to sum it.*” Nonetheless, quantum chemists are basically doing this on a daily basis. As we have seen throughout

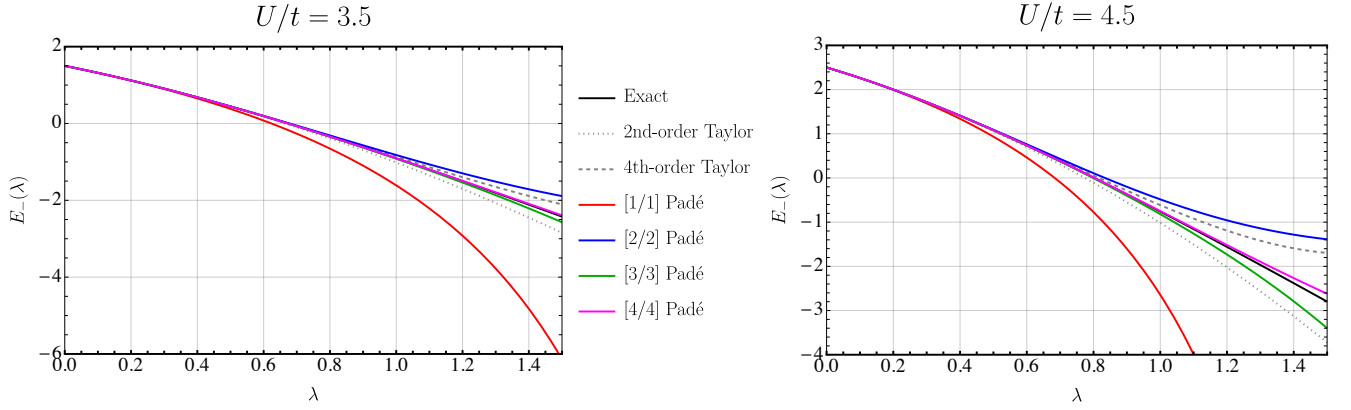


FIG. 11: RMP ground-state energy as a function of λ in the Hubbard dimer obtained using various truncated Taylor series and approximants at $U/t = 3.5$ (left) and $U/t = 4.5$ (right).

this review, the MP series can often show erratic, slow, or divergent behaviour. In these cases, estimating the correlation energy by simply summing successive low-order terms is almost guaranteed to fail. Here, we discuss alternative tools that can be used to sum slowly convergent or divergent series. These so-called “resummation” techniques form a vast field of research and thus we will provide details for only the most relevant methods. We refer the interested reader to more specialised reviews for additional information.^{77,135}

A. Padé Approximant

The failure of a Taylor series for correctly modelling the MP energy function $E(\lambda)$ arises because one is trying to model a complicated function containing multiple branches, branch points, and singularities using a simple polynomial of finite order. A truncated Taylor series can only predict a single sheet and does not have enough flexibility to adequately describe functions such as the MP energy. Alternatively, the description of complex energy functions can be significantly improved by introducing Padé approximants,¹³⁶ and related techniques.^{56,137}

A Padé approximant can be considered as the best approximation of a function by a rational function of given order. More specifically, a $[d_A/d_B]$ Padé approximant is defined as

$$E_{[d_A/d_B]}(\lambda) = \frac{A(\lambda)}{B(\lambda)} = \frac{\sum_{k=0}^{d_A} a_k \lambda^k}{1 + \sum_{k=1}^{d_B} b_k \lambda^k}, \quad (47)$$

where the coefficients of the polynomials $A(\lambda)$ and $B(\lambda)$ are determined by collecting and comparing terms for each power of λ with the low-order terms in the Taylor series expansion. Padé approximants are extremely useful in many areas of physics and chemistry^{138–141} as they can model poles, which appear at the roots of $B(\lambda)$. However, they are unable to model functions with square-root branch points (which are ubiquitous in the singularity structure of perturbative methods) and more complicated functional forms appearing at critical points (where the nature of the solution undergoes a sudden transition). Despite this limitation, the successive diagonal Padé approximants (i.e.,

$d_A = d_B$) often define a convergent perturbation series in cases where the Taylor series expansion diverges.

Figure 11 illustrates the improvement provided by diagonal Padé approximants compared to the usual Taylor expansion in cases where the RMP series of the Hubbard dimer converges ($U/t = 3.5$) and diverges ($U/t = 4.5$). More quantitatively, Table I gathers estimates of the RMP ground-state energy at $\lambda = 1$ provided by various truncated Taylor series and Padé approximants for these two values of the ratio U/t . While the truncated Taylor series converges laboriously to the exact energy as the truncation degree increases at $U/t = 3.5$, the Padé approximants yield much more accurate results. Furthermore, the distance of the closest pole to the origin $|\lambda_c|$ in the Padé approximants indicate that they provide a relatively good approximation to the position of the true branch point singularity in the RMP energy. For $U/t = 4.5$, the Taylor series expansion performs worse and eventually diverges, while the Padé approximants still offer relatively accurate energies and recovers a convergent series.

TABLE I: RMP ground-state energy estimate at $\lambda = 1$ of the Hubbard dimer provided by various truncated Taylor series and Padé approximants at $U/t = 3.5$ and 4.5 . We also report the distance of the closest pole to the origin $|\lambda_c|$ provided by the diagonal Padé approximants.

Method	Degree	$ \lambda_c $		$E_-(\lambda = 1)$	
		$U/t = 3.5$	$U/t = 4.5$	$U/t = 3.5$	$U/t = 4.5$
Taylor	2			-1.01563	-1.01563
	3			-1.01563	-1.01563
	4			-0.86908	-0.61517
	5			-0.86908	-0.61517
	6			-0.92518	-0.86858
Padé	[1/1]	2.29	1.78	-1.61111	-2.64286
	[2/2]	2.29	1.78	-0.82124	-0.48446
	[3/3]	1.73	1.34	-0.91995	-0.81929
	[4/4]	1.47	1.14	-0.90579	-0.74866
	[5/5]	1.35	1.05	-0.90778	-0.76277
Exact		1.14	0.89	-0.90754	-0.76040

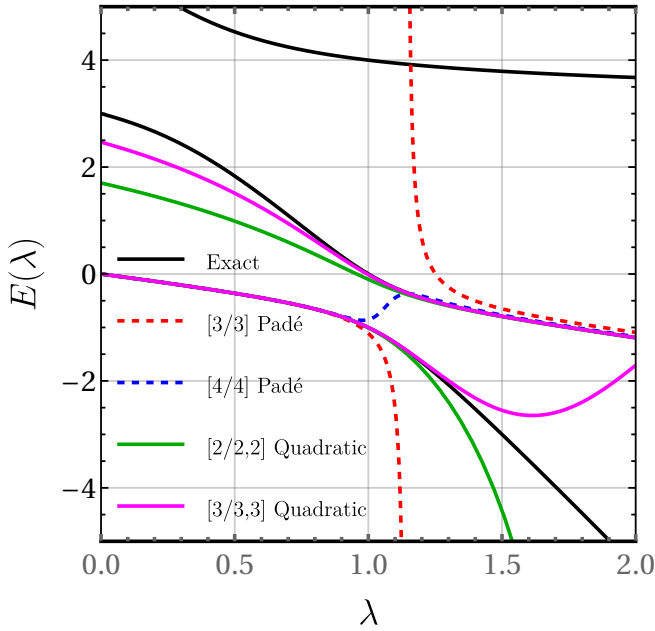


FIG. 12: UMP energies in the Hubbard dimer as a function of λ obtained using various approximants at $U/t = 3$.

We can expect the UMP energy function to be much more challenging to model properly as it contains three connected branches (see Figs. 6a and 6c). Figure 12 and Table II indicate that this is indeed the case. In particular, Fig. 12 illustrates that the Padé approximants are trying to model the square root branch point that lies close to $\lambda = 1$ by placing a pole on the real axis (e.g., [3/3]) or with a very small imaginary component (e.g., [4/4]). The proximity of these poles to the physical point $\lambda = 1$ means that any error in the Padé functional form becomes magnified in the estimate of the exact energy, as seen for the low-order approximants in Table II. However, with sufficiently high degree polynomials, one obtains accurate estimates for the position of the closest singularity and the ground-state energy at $\lambda = 1$, even in cases where the convergence of the UMP series is incredibly slow (see Fig. 6b).

B. Quadratic Approximant

Quadratic approximants are designed to model the singularity structure of the energy function $E(\lambda)$ via a generalised version of the square-root singularity expression^{77,135,142}

$$E_{[d_P/d_Q,d_R]}(\lambda) = \frac{1}{2Q(\lambda)} \left[P(\lambda) \pm \sqrt{P^2(\lambda) - 4Q(\lambda)R(\lambda)} \right], \quad (48)$$

with the polynomials

$$P(\lambda) = \sum_{k=0}^{d_P} p_k \lambda^k, \quad Q(\lambda) = \sum_{k=0}^{d_Q} q_k \lambda^k, \quad R(\lambda) = \sum_{k=0}^{d_R} r_k \lambda^k, \quad (49)$$

defined such that $d_P + d_Q + d_R = n - 1$, and n is the truncation order of the Taylor series of $E(\lambda)$. Recasting Eq. (48) as a

second-order expression in $E(\lambda)$, i.e.,

$$Q(\lambda)E^2(\lambda) - P(\lambda)E(\lambda) + R(\lambda) \sim O(\lambda^{n+1}), \quad (50)$$

and substituting $E(\lambda)$ by its n th-order expansion and the polynomials by their respective expressions (49) yields $n + 1$ linear equations for the coefficients p_k , q_k , and r_k (where we are free to assume that $q_0 = 1$). A quadratic approximant, characterised by the label $[d_P/d_Q,d_R]$, generates, by construction, $n_{\text{bp}} = \max(2d_P, d_Q + d_R)$ branch points at the roots of the polynomial $P^2(\lambda) - 4Q(\lambda)R(\lambda)$ and d_Q poles at the roots of $Q(\lambda)$.

Generally, the diagonal sequence of quadratic approximant, i.e., $[0/0,0]$, $[1/0,0]$, $[1/0,1]$, $[1/1,1]$, $[2/1,1]$, is of particular interest as the order of the corresponding Taylor series increases on each step. However, while a quadratic approximant can reproduce multiple branch points, it can only describe a total of two branches. This constraint can hamper the faithful description of more complicated singularity structures such as the MP energy surface. Despite this limitation, Ref. 129 demonstrates that quadratic approximants provide convergent results in the most divergent cases considered by Olsen and collaborators^{57,115} and Leininger *et al.*⁹⁸

As a note of caution, Ref. 135 suggests that low-order quadratic approximants can struggle to correctly model the singularity structure when the energy function has poles in both the positive and negative half-planes. In such a scenario, the quadratic approximant will tend to place its branch points in-between, potentially introducing singularities quite close to the origin. The remedy for this problem involves applying a suitable transformation of the complex plane (such as a bilinear conformal mapping) which leaves the points at $\lambda = 0$ and $\lambda = 1$ unchanged.¹⁴³

For the RMP series of the Hubbard dimer, the $[0/0,0]$ and $[1/0,0]$ quadratic approximants are quite poor approximations, but the $[1/0,1]$ version perfectly models the RMP energy function by predicting a single pair of EPs at $\lambda_{\text{EP}} = \pm i4t/U$. This is expected from the form of the RMP energy [see Eq. (35)], which matches the ideal target for quadratic approximants. Furthermore, the greater flexibility of the diagonal quadratic approximants provides a significantly improved model of the UMP energy in comparison to the Padé approximants or Taylor series. In particular, these quadratic approximants provide an effective model for the avoided crossings (Fig. 12) and an improved estimate for the distance of the closest branch point to the origin. Table II shows that they provide remarkably accurate estimates of the ground-state energy at $\lambda = 1$.

While the diagonal quadratic approximants provide significantly improved estimates of the ground-state energy, we can use our knowledge of the UMP singularity structure to develop even more accurate results. We have seen in previous sections that the UMP energy surface contains only square-root branch cuts that approach the real axis in the limit $U/t \rightarrow \infty$. Since there are no true poles on this surface, we can obtain more accurate quadratic approximants by taking $d_Q = 0$ and increasing d_r to retain equivalent accuracy in the square-root term [see Eq. (48)]. Figure 13 illustrates this improvement for the pole-free $[3/0,4]$ quadratic approximant compared to the $[3/2,2]$ approximant with the same truncation degree in the Taylor expansion. Clearly, modelling the square-root branch point

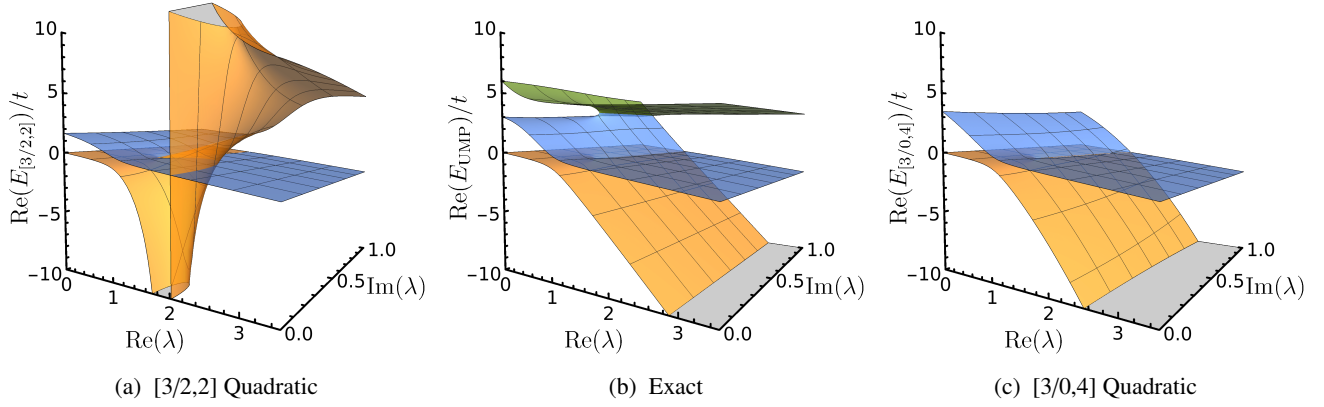


FIG. 13: Comparison of the $[3/2,2]$ and $[3/0,4]$ quadratic approximants with the exact UMP energy surface in the complex λ plane in the Hubbard dimer with $U/t = 3$. Both quadratic approximants correspond to the same truncation degree of the Taylor series and model the branch points using a radicand polynomial of the same order. However, the $[3/2,2]$ approximant introduces poles into the surface that limits its accuracy, while the $[3/0,4]$ approximant is free of poles.

using $d_q = 2$ has the negative effect of introducing spurious poles in the energy, while focussing purely on the branch point with $d_q = 0$ leads to a significantly improved model. Table II shows that these pole-free quadratic approximants provide a rapidly convergent series with essentially exact energies at low order.

TABLE II: Estimate for the distance of the closest singularity (pole or branch point) to the origin $|\lambda_c|$ in the UMP energy function of the Hubbard dimer provided by various truncated Taylor series and approximants at $U/t = 3$ and 7. The truncation degree of the Taylor expansion n of $E(\lambda)$ and the number of branch points $n_{bp} = \max(2d_p, d_q + d_r)$ generated by the quadratic approximants are also reported.

Method	n	n_{bp}	$ \lambda_{\text{c}} $		$E_{-}(\lambda = 1)$		
			$U/t = 3$	$U/t = 7$	$U/t = 3$	$U/t = 7$	
Taylor	2				-0.74074	-0.29155	
	3				-0.78189	-0.29690	
	4				-0.82213	-0.30225	
	5				-0.85769	-0.30758	
	6				-0.88882	-0.31289	
Padé	[1/1]	2	9.000	49.00	-0.75000	-0.29167	
	[2/2]	4	0.974	1.003	0.75000	-17.9375	
	[3/3]	6	1.141	1.004	-1.10896	-1.49856	
	[4/4]	8	1.068	1.003	-0.85396	-0.33596	
	[5/5]	10	1.122	1.004	-0.97254	-0.35513	
Quadratic	[2/1,2]	6	4	1.086	1.003	-1.01009	-0.53472
	[2/2,2]	7	4	1.082	1.003	-1.00553	-0.53463
	[3/2,2]	8	6	1.082	1.001	-1.00568	-0.52473
	[3/2,3]	9	6	1.071	1.002	-0.99973	-0.53102
	[3/3,3]	10	6	1.071	1.002	-0.99966	-0.53103
(pole-free)	[3/0,2]	6	6	1.059	1.003	-1.13712	-0.57199
	[3/0,3]	7	6	1.073	1.002	-1.00335	-0.53113
	[3/0,4]	8	6	1.071	1.002	-1.00074	-0.53116
	[3/0,5]	9	6	1.070	1.002	-1.00042	-0.53114
	[3/0,6]	10	6	1.070	1.002	-1.00039	-0.53113
Exact			1.069	1.002	-1.00000	-0.53113	

Finally, to emphasise the improvement that can be gained by using either Padé, diagonal quadratic, or pole-free quadratic approximants, we collect the energy and error obtained using only the first 10 terms of the UMP Taylor series in Table III. The accuracy of these approximants reinforces how our understanding of the MP energy surface in the complex plane can be leveraged to significantly improve estimates of the exact energy using low-order perturbation expansions.

TABLE III: Estimate and associated error of the exact UMP energy of the Hubbard dimer at $U/t = 7$ for various approximants using up to ten terms in the Taylor expansion.

Method		$E_-(\lambda = 1)$	% Abs. Error
Taylor	10	-0.33338	37.150
Padé	[5/5]	-0.35513	33.140
Quadratic (diagonal)	[3/3,3]	-0.53103	0.019
Quadratic (pole-free)	[3/0,6]	-0.53113	0.005
Exact		-0.53113	

C. Shanks Transformation

While the Padé and quadratic approximants can yield a convergent series representation in cases where the standard MP series diverges, there is no guarantee that the rate of convergence will be fast enough for low-order approximations to be useful. However, these low-order partial sums or approximants often contain a remarkable amount of information that can be used to extract further information about the exact result. The Shanks transformation presents one approach for extracting this information and accelerating the rate of convergence of a sequence.^{56,144}

Consider the partial sums $S_n = \sum_{k=0}^n s_k$ defined from the truncated summation of an infinite series $S = \sum_{k=0}^{\infty} s_k$. If the series converges, then the partial sums will tend to the exact

result

$$\lim_{n \rightarrow \infty} S_n = S. \quad (51)$$

The Shanks transformation attempts to generate increasingly accurate estimates of this limit by defining a new series as

$$T(S_n) = \frac{S_{n+1}S_{n-1} - S_n^2}{S_{n+1} - 2S_n + S_{n-1}}. \quad (52)$$

This series can converge faster than the original partial sums and can thus provide greater accuracy using only the first few terms in the series. However, it is only designed to accelerate converging partial sums with the approximate form $S_n \approx S + \alpha\beta^n$. Furthermore, while this transformation can accelerate the convergence of a series, there is no guarantee that this acceleration will be fast enough to significantly improve the accuracy of low-order approximations.

To the best of our knowledge, the Shanks transformation has never previously been applied to accelerate the convergence of the MP series. We have therefore applied it to the convergent Taylor series, Padé approximants, and quadratic approximants for RMP and UMP in the symmetric Hubbard dimer. The UMP approximants converge too slowly for the Shanks transformation to provide any improvement, even in the case where the quadratic approximants are already very accurate. In contrast, acceleration of the diagonal Padé approximants for the RMP cases can significantly improve the estimate of the energy using low-order perturbation terms, as shown in Table IV. Even though the RMP series diverges at $U/t = 4.5$, the combination of diagonal Padé approximants with the Shanks transformation reduces the absolute error in the best energy estimate to 0.002 % using only the first 10 terms in the Taylor series. This remarkable result indicates just how much information is contained in the first few terms of a perturbation series, even if it diverges.

TABLE IV: Acceleration of the diagonal Padé approximant sequence for the RMP energy of the Hubbard dimer at $U/t = 3.5$ and 4.5 using the Shanks transformation.

Method	Degree	Series Term	$E_-(\lambda = 1)$	
			$U/t = 3.5$	$U/t = 4.5$
Padé	[1/1]	S_1	-1.61111	-2.64286
	[2/2]	S_2	-0.82124	-0.48446
	[3/3]	S_3	-0.91995	-0.81929
	[4/4]	S_4	-0.90579	-0.74866
	[5/5]	S_5	-0.90778	-0.76277
Shanks		$T(S_2)$	-0.90898	-0.77432
		$T(S_3)$	-0.90757	-0.76096
		$T(S_4)$	-0.90753	-0.76042
Exact			-0.90754	-0.76040

D. Analytic Continuation

Recently, Mihálka *et al.* have studied the effect of different partitionings, such as MP or EN theory, on the position

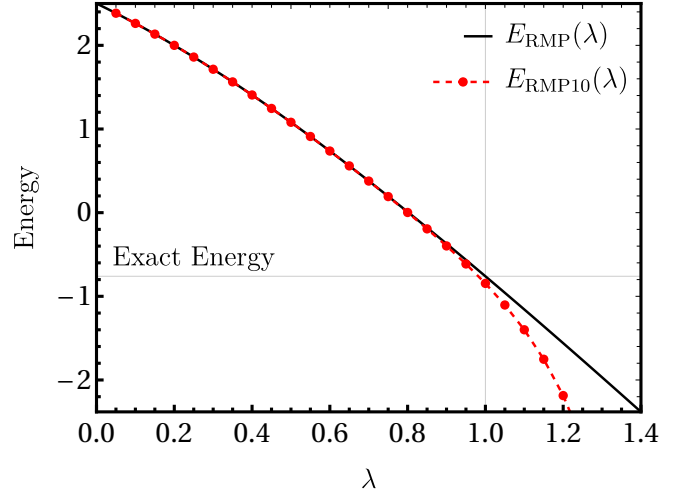


FIG. 14: Comparison of the scaled RMP10 Taylor expansion with the exact RMP energy as a function of λ for the Hubbard dimer at $U/t = 4.5$. The two functions correspond closely within the radius of convergence.

of branch points and the convergence properties of Rayleigh–Schrödinger perturbation theory⁶¹ (see also Refs. 145–147). Taking the equilibrium and stretched water structures as an example, they estimated the radius of convergence using quadratic Padé approximants. The EN partitioning provided worse convergence properties than the MP partitioning, which is believed to be because the EN denominators are generally smaller than the MP denominators. To remedy the situation, they showed that introducing a suitably chosen level shift parameter can turn a divergent series into a convergent one by increasing the magnitude of these denominators.⁶¹ However, like the UMP series in stretched H_2 ,²¹ the cost of larger denominators is an overall slower rate of convergence.

In a later study by the same group, they used analytic continuation techniques to resum a divergent MP series such as a stretched water molecule.⁶⁰ Any MP series truncated at a given order n can be used to define the scaled function

$$E_{MPn}(\lambda) = \sum_{k=0}^n \lambda^k E_{MP}^{(k)}. \quad (53)$$

Reliable estimates of the energy can be obtained for values of λ where the MP series is rapidly convergent (i.e., for $|\lambda| < r_c$), as shown in Fig. 14 for the RMP10 series of the symmetric Hubbard dimer with $U/t = 4.5$. These values can then be analytically continued using a polynomial- or Padé-based fit to obtain an estimate of the exact energy at $\lambda = 1$. However, choosing the functional form for the best fit remains a difficult and subtle challenge.

This technique was first generalised using complex scaling parameters to construct an analytic continuation by solving the Laplace equations.¹⁴⁸ It was then further improved by introducing Cauchy’s integral formula⁶²

$$E(\lambda) = \frac{1}{2\pi i} \oint_C \frac{E(\lambda')}{\lambda' - \lambda}, \quad (54)$$

which states that the value of the energy can be computed at λ inside the complex contour C using only the values along the same contour. Starting from a set of points in a “trusted” region where the MP series is convergent, their approach self-consistently refines estimates of the $E(\lambda')$ values on a contour that includes the physical point $\lambda = 1$. The shape of this contour is arbitrary, but there must be no branch points or other singularities inside the contour. Once the contour values of $E(\lambda')$ are converged, Cauchy’s integral formula Eq. (54) can be invoked to compute the value at $E(\lambda = 1)$ and obtain a final estimate of the exact energy. The authors illustrate this protocol for the dissociation curve of LiH and the stretched water molecule and obtained encouragingly accurate results.⁶²

V. CONCLUDING REMARKS

To accurately model chemical systems, one must choose a computational protocol from an ever growing collection of theoretical methods. Until the Schrödinger equation is solved exactly, this choice must make a compromise on the accuracy of certain properties depending on the system that is being studied. It is therefore essential that we understand the strengths and weaknesses of different methods, and why one might fail in cases where others work beautifully. In this review, we have seen that the success and failure of perturbation-based methods are directly connected to the position of exceptional point singularities in the complex plane.

We began by presenting the fundamental concepts behind non-Hermitian extensions of quantum chemistry into the complex plane, including the Hartree–Fock approximation and Rayleigh–Schrödinger perturbation theory. We then provided a comprehensive review of the various research that has been performed around the physics of complex singularities in perturbation theory, with a particular focus on Møller–Plesset theory. Seminal contributions from various research groups have revealed highly oscillatory, slowly convergent, or catastrophically divergent behaviour of the restricted and/or unrestricted MP perturbation series.^{13–22} In particular, the spin-symmetry-broken unrestricted MP series is notorious for giving incredibly slow convergence.^{16,18–20} All these behaviours can be rationalised and explained by the position of exceptional points and other singularities that arise when perturbation theory is extended across the complex plane.

The classifications of different convergence types developed by Cremer and He,¹¹⁴ Olsen *et al.*,^{57–59,115} or Sergeev and Goodson^{127–131} are particularly worth highlighting. In Cremer and He’s original classification, “class A” systems exhibit monotonic convergence and generally correspond to weakly correlated electron pairs, while “class B” systems show erratic convergence after initial oscillations and generally contain spatially dense electron clusters.¹¹⁴ Further insights were provided by Olsen and coworkers who employed a two-state model to understand the various convergence behaviours of Hermitian and non-Hermitian perturbation series.^{57–59,115} The careful analysis from Sergeev and Goodson later refined these classes depending on the position of the singularity closest to the origin, giving α singularities which have large imaginary com-

ponent, and β singularities which have a very small imaginary component.^{127–131} Remarkably, the position of β singularities close to the real axis can be justified as a critical point where one (or more) electron is ionised from the molecule, creating a quantum phase transition.¹²⁵ We have shown that the slow convergence of symmetry-broken MP approximations can also be driven by a β singularity and is closely related to these quantum phase transitions.

We have also discussed several resummation techniques that can be used to improve energy estimates for both convergent and divergent series, including Padé and quadratic approximants. Furthermore, we have provided the first illustration of how the Shanks transformation can accelerate convergence of MP approximants to improve the accuracy of low-order approximations. Using these resummation and acceleration methods to turn low-order truncated MP series into convergent and systematically improvable series can dramatically improve the accuracy and applicability of these perturbative methods. However, the application of these approaches requires the evaluation of higher-order MP coefficients (e.g., MP3, MP4, MP5, etc) that are generally expensive to compute in practice. There is therefore a strong demand for computationally efficient approaches to evaluate general terms in the MP series, and the development of stochastic,^{149–153} or linear-scaling approximations^{154,155} may prove fruitful avenues in this direction.

The present review has only considered the convergence of the MP series using the RHF or UHF reference orbitals. However, numerous recent studies have shown that the use of orbitals optimised in the presence of the MP2 correction^{156–158} or Kohn–Sham density-functional theory (DFT) orbitals can significantly improve the accuracy of the MP3 correction,^{159,160} particularly in the presence of symmetry-breaking. Beyond intuitive heuristics, it is not clear why these alternative orbitals provide such accurate results, and a detailed investigation of their MP energy function in the complex plane is therefore bound to provide fascinating insights. Furthermore, the convergence properties of the excited-state MP series using orbital-optimised higher energy HF solutions^{161–164} remains entirely unexplored.^{165,166}

Finally, the physical concepts and mathematical tools presented in this manuscript have been illustrated on the symmetric (or asymmetric in one occasion) Hubbard dimer at half-filling. Although extremely simple, these illustrations highlight the incredible versatility of the Hubbard model for understanding the subtle features of perturbation theory in the complex plane, alongside other examples such as Kohn–Sham DFT,^{67,167} linear-response theory,⁶⁸ many-body perturbation theory,^{168–173} ensemble DFT,^{174–178} thermal DFT,^{179,180} wave function methods,^{181–183} and many more. In particular, we have shown that the Hubbard dimer contains sufficient flexibility to describe the effects of symmetry breaking, the MP critical point, and resummation techniques, in contrast to the more minimalistic models considered previously. We therefore propose that the Hubbard dimer provides the ideal arena for further developing our fundamental understanding and applications of perturbation theory.

Perturbation theory isn’t usually considered in the complex

plane. But when it is, a lot can be learnt about the performance of perturbation theory on the real axis. These insights can allow incredibly accurate results to be obtained using only the lowest-order terms in a perturbation series. Yet perturbation theory represents only one method for approximating the exact energy, and few other methods have been considered through similar complex non-Hermitian extensions. There is therefore much still to be discovered about the existence and consequences of

exceptional points throughout electronic structure theory.

ACKNOWLEDGMENTS

This project has received funding from the European Research Council (ERC) under the European Union's Horizon 2020 research and innovation programme (Grant agreement No. 863481). HGAB gratefully acknowledges New College, Oxford for funding through the Astor Junior Research Fellowship.

* Corresponding author: hugh.burton@chem.ox.ac.uk

† Corresponding author: loos@irsamc.ups-tlse.fr

¹ J. W. S. Rayleigh, "Theory of sound," (London: Macmillan, 1894) pp. 115–118.

² E. Schrödinger, *Ann. Phys.* **384**, 361 (1926).

³ A. Szabo and N. S. Ostlund, *Modern quantum chemistry: Introduction to advanced electronic structure* (McGraw-Hill, 1989).

⁴ F. Jensen, *Introduction to Computational Chemistry*, 3rd ed. (Wiley, New York, 2017).

⁵ C. J. Cramer, *Essentials of Computational Chemistry: Theories and Models* (Wiley, 2004).

⁶ T. Helgaker, P. Jørgensen, and J. Olsen, *Molecular Electronic-Structure Theory* (John Wiley & Sons, Inc., 2013).

⁷ R. G. Parr and W. Yang, *Density-Functional Theory of Atoms and Molecules* (Oxford, Clarendon Press, 1989).

⁸ A. L. Fetter and J. D. Waleck, *Quantum Theory of Many Particle Systems* (McGraw Hill, San Francisco, 1971).

⁹ R. Martin, L. Reining, and D. Ceperley, *Interacting Electrons: Theory and Computational Approaches* (Cambridge University Press, 2016).

¹⁰ C. Møller and M. S. Plesset, *Phys. Rev.* **46**, 618 (1934).

¹¹ E. Wigner, *Phys. Rev.* **46**, 1002 (1934).

¹² P.-O. Löwdin, "Correlation problem in many-electron quantum mechanics i. review of different approaches and discussion of some current ideas," in *Adv. Chem. Phys.* (John Wiley & Sons, Ltd, 1958) pp. 207–322.

¹³ W. D. Laidig, G. Fitzgerald, and R. J. Bartlett, *Chem. Phys. Lett.* **113**, 151 (1985).

¹⁴ P. J. Knowles, K. Somasundram, N. C. Handy, and K. Hirao, *Chem. Phys. Lett.* **113**, 8 (1985).

¹⁵ N. C. Handy, P. J. Knowles, and K. Somasundram, *Theoret. Chim. Acta* **68**, 87 (1985).

¹⁶ P. M. W. Gill and L. Radom, *Chem. Phys. Lett.* **132**, 16 (1986).

¹⁷ W. D. Laidig, P. Saxe, and R. J. Bartlett, *J. Chem. Phys.* **86**, 887 (1987).

¹⁸ R. H. Nobes, J. A. Pople, L. Radom, N. C. Handy, and P. J. Knowles, *Chem. Phys. Lett.* **138**, 481 (1987).

¹⁹ P. M. W. Gill, J. A. Pople, L. Radom, and R. H. Nobes, *J. Chem. Phys.* **89**, 7307 (1988).

²⁰ P. M. W. Gill, M. W. Wong, R. H. Nobes, and L. Radom, *Chem. Phys. Lett.* **148**, 541 (1988).

²¹ M. B. Lepetit, M. Pélissier, and J. P. Malrieu, *J. Chem. Phys.* **89**, 998 (1988).

²² J.-P. Malrieu and C. Angeli, *Mol. Phys.* **111**, 1092 (2013).

²³ C. M. Bender, *PT-Symmetry in Quantum and Classical Physics* (World Scientific, 2019).

²⁴ N. Moiseyev, *Non-Hermitian Quantum Mechanics* (Cambridge

University Press, 2011).

²⁵ N. Moiseyev, *Phys. Rep.* **302**, 211 (1998).

²⁶ U. V. Riss and H.-D. Meyer, *J. Phys. B* **26**, 4503 (1993).

²⁷ M. Ernzerhof, *J. Chem. Phys.* **125**, 124104 (2006).

²⁸ Z. Benda and T.-C. Jagau, *J. Phys. Chem. Lett.* **9**, 6978 (2018).

²⁹ W. D. Heiss, *Z. Physik A - Atomic Nuclei* **329**, 133 (1988).

³⁰ W. D. Heiss and A. L. Sannino, *J. Phys. Math. Gen.* **23**, 1167 (1990).

³¹ W. D. Heiss, *Eur. Phys. J. D* **7**, 1 (1999).

³² M. V. Berry and R. Uzdin, *J. Phys. A Math. Theor.* **44**, 435303 (2011).

³³ W. D. Heiss, *J. Phys. Math. Theor.* **45**, 444016 (2012).

³⁴ D. Heiss, *Nat. Phys.* **12**, 823 (2016).

³⁵ D. R. Yarkony, *Rev. Mod. Phys.* **68**, 985 (1996).

³⁶ H. G. A. Burton, A. J. W. Thom, and P.-F. Loos, *J. Chem. Phys.* **150**, 041103 (2019).

³⁷ H. G. A. Burton, A. J. W. Thom, and P.-F. Loos, *J. Chem. Theory Comput.* **15**, 4374 (2019).

³⁸ S. Bittner, B. Dietz, U. Günther, H. L. Harney, M. Miski-Oglu, A. Richter, and F. Schäfer, *Phys. Rev. Lett.* **108**, 024101 (2012).

³⁹ Y. D. Chong, L. Ge, and A. D. Stone, *Phys. Rev. Lett.* **106**, 093902 (2011).

⁴⁰ N. M. Chtchelkatchev, A. A. Golubov, T. I. Baturina, and V. M. Vinokur, *Phys. Rev. Lett.* **109**, 150405 (2012).

⁴¹ J. Doppler, A. A. Mailybaev, J. Böhm, U. Kuhl, A. Girschik, F. Libisch, T. J. Milburn, P. Rabl, N. Moiseyev, and S. Rotter, *Nature* **537**, 76 (2016).

⁴² A. Guo, G. J. Salamo, D. Duchesne, R. Morandotti, M. Volatier-Ravat, V. Aimez, G. A. Siviloglou, and D. N. Christodoulides, *Phys. Rev. Lett.* **103**, 093902 (2009).

⁴³ C. Hang, G. Huang, and V. V. Konotop, *Phys. Rev. Lett.* **110**, 083604 (2013).

⁴⁴ M. Liertzer, L. Ge, A. Cerjan, A. D. Stone, H. E. Türeci, and S. Rotter, *Phys. Rev. Lett.* **108**, 173901 (2012).

⁴⁵ S. Longhi, *Phys. Rev. Lett.* **105**, 013903 (2010).

⁴⁶ B. Peng, K. Özdemir, S. Rotter, H. Yilmaz, M. Liertzer, F. Monifi, C. M. Bender, F. Nori, and L. Yang, *Science* **346**, 328 (2014).

⁴⁷ B. Peng, S. K. Özdemir, F. Lei, F. Monifi, M. Gianfreda, G. L. Long, S. Fan, F. Nori, C. M. Bender, and L. Yang, *Nat. Phys.* **10**, 394 (2014).

⁴⁸ A. Regensburger, C. Bersch, M.-A. Miri, G. Onishchukov, D. N. Christodoulides, and U. Peschel, *Nature* **488**, 167 (2012).

⁴⁹ C. E. Rüter, K. G. Makris, R. El-Ganainy, D. N. Christodoulides, M. Segev, and D. Kip, *Nat. Phys.* **6**, 192 (2010).

⁵⁰ J. Schindler, A. Li, M. C. Zheng, F. M. Ellis, and T. Kottos, *Phys. Rev. A* **84**, 040101 (2011).

⁵¹ A. Szameit, M. C. Rechtsman, O. Bahat-Treidel, and M. Segev,

- Phys. Rev. A **84**, 021806 (2011).
- 52 K. F. Zhao, M. Schaden, and Z. Wu, *Phys. Rev. A* **81**, 042903 (2010).
 - 53 C. Zheng, L. Hao, and G. L. Long, *Philos. Trans. R. Soc. Math. Phys. Eng. Sci.* **371**, 20120053 (2013).
 - 54 Y. Choi, C. Hahn, J. W. Yoon, and S. H. Song, *Nat. Commun.* **9**, 2182 (2018).
 - 55 R. El-Ganainy, K. G. Makris, M. Khajavikhan, Z. H. Musslimani, S. Rotter, and D. N. Christodoulides, *Nat. Phys.* **14**, 11 (2018).
 - 56 C. M. Bender and S. A. Orszag, *Advanced Mathematical Methods for Scientists and Engineers: Asymptotics Methods and Perturbation Theory* (Springer, 1978).
 - 57 J. Olsen, O. Christiansen, H. Koch, and P. Jørgensen, *J. Chem. Phys.* **105**, 5082 (1996).
 - 58 J. Olsen, P. Jørgensen, T. Helgaker, and O. Christiansen, *J. Chem. Phys.* **112**, 9736 (2000).
 - 59 J. Olsen and P. Jørgensen, *J. Chem. Phys.* **151**, 084108 (2019).
 - 60 Z. E. Mihálka and P. R. Surján, *Phys. Rev. A* **96**, 062106 (2017).
 - 61 Z. É. Mihálka, Á. Szabados, and P. R. Surján, *J. Chem. Phys.* **146**, 124121 (2017).
 - 62 Z. É. Mihálka, Á. Szabados, and P. R. Surján, *J. Chem. Phys.* **150**, 031101 (2019).
 - 63 M. Taut, *Phys. Rev. A* **48**, 3561 (1993).
 - 64 P.-F. Loos and P. M. W. Gill, *Phys. Rev. Lett.* **103**, 123008 (2009).
 - 65 P.-F. Loos and P. M. W. Gill, *Mol. Phys.* **108**, 2527 (2010).
 - 66 P.-F. Loos and P. M. W. Gill, *Phys. Rev. Lett.* **108**, 083002 (2012).
 - 67 D. J. Carrascal, J. Ferrer, J. C. Smith, and K. Burke, *J. Phys. Condens. Matter* **27**, 393001 (2015).
 - 68 D. J. Carrascal, J. Ferrer, N. Maitra, and K. Burke, *Eur. Phys. J. B* **91**, 142 (2018).
 - 69 W. D. Heiss and M. Müller, *Phys. Rev. E* **66**, 016217 (2002).
 - 70 D. I. Borisov, F. Ružička, and M. Znojil, *Int. J. Theor. Phys.* **54**, 4293 (2015).
 - 71 M. Šindelka, L. F. Santos, and N. Moiseyev, *Phys. Rev. A* **95**, 010103 (2017).
 - 72 L. Carr, ed., *Understanding Quantum Phase Transitions* (Boca Raton: CRC Press, 2010).
 - 73 M. Vojta, *Rep. Prog. Phys.* **66**, 2069 (2003).
 - 74 S. Sachdev, *Quantum Phase Transitions* (Cambridge University Press, 1999).
 - 75 R. Gilmore, *Catastrophe Theory for Scientists and Engineers* (New York, Wiley, 1981).
 - 76 P. Cejnar, S. Heinze, and M. Macek, *Phys. Rev. Lett.* **99**, 100601 (2007).
 - 77 D. Z. Goodson, *WIREs Comput. Mol. Sci.* **2**, 743 (2011).
 - 78 I. Mayer and P.-O. Löwdin, *Chemical Physics Letters* **202**, 1 (1993).
 - 79 C. A. Jiménez-Hoyos, T. M. Henderson, and G. E. Scuseria, *J. Chem. Theory Comput.* **7**, 2667 (2011).
 - 80 J. Stuber and J. Paldus, “Symmetry Breaking in the Independent Particle Model,” in *Fundamental World of Quantum Chemistry: A Tribute to the Memory of Per-Olov Löwdin*, Vol. 1, edited by E. J. Brändas and E. S. Kryachko (Kluwer Academic, Dordrecht, 2003) p. 67.
 - 81 J. C. Slater, *Phys. Rev.* **82**, 538 (1951).
 - 82 P. C. Coulson and M. I. Fischer, *London, Edinburgh Dublin Philos. Mag. J. Sci.* **40**, 386 (1949).
 - 83 G. Giuliani and G. Vignale, *Quantum Theory of the Electron Liquid* (Cambridge University Press, 2005).
 - 84 H. Fukutome, **20**, 955.
 - 85 C. C. J. Roothaan, *Rev. Mod. Phys.* **23**, 69 (1951).
 - 86 G. G. Hall and J. E. Lennard-Jones, *Proc. R. Soc. Lond. A* **205**, 541 (1951).
 - 87 H. G. Hiscock and A. J. W. Thom, *J. Chem. Theory Comput.* **10**, 4795 (2014).
 - 88 H. G. A. Burton and A. J. W. Thom, *J. Chem. Theory Comput.* **12**, 167 (2016).
 - 89 H. G. A. Burton, M. Gross, and A. J. W. Thom, *J. Chem. Theory Comput.* **14**, 607 (2018).
 - 90 D. Langreth and J. Perdew, *Solid State Commun.* **31**, 567 (1979).
 - 91 O. Gunnarsson and B. I. Lundqvist, *Phys. Rev. B* **13**, 4274 (1976).
 - 92 F. Zhang and K. Burke, *Phys. Rev. A* **69**, 052510 (2004).
 - 93 H. G. A. Burton and A. J. W. Thom, *J. Chem. Theory Comput.* **15**, 4851 (2019).
 - 94 P.-O. Löwdin, *Phys. Rev.* **97**, 1474 (1955).
 - 95 P.-O. Löwdin, *Phys. Rev.* **97**, 1490 (1955).
 - 96 P.-O. Löwdin, *Phys. Rev.* **97**, 1509 (1955).
 - 97 P. M. W. Gill, *Adv. Quantum Chem.* **25**, 141 (1994).
 - 98 M. L. Leininger, W. D. Allen, H. F. Schaefer, and C. D. Sherrill, *J. Chem. Phys.* **112**, 9213 (2000).
 - 99 P. R. Surján and Á. Szabados, “Appendix to “studies in perturbation theory”: The problem of partitioning,” in *Fundamental World of Quantum Chemistry: A Tribute to the Memory of Per-Olov Löwdin Volume III*, edited by E. J. Brändas and E. S. Kryachko (Springer Netherlands, Dordrecht, 2004) pp. 129–185.
 - 100 R. K. Nesbet and D. R. Hartree, *Proc. R. Soc. Lond. A* **230**, 312 (1955).
 - 101 P. S. Epstein, *Phys. Rev.* **28**, 695 (1926).
 - 102 M. Seidl, S. Giarrusso, S. Vuckovic, E. Fabiano, and P. Gori-Giorgi, *J. Chem. Phys.* **149**, 241101 (2018).
 - 103 T. J. Daas, J. Grossi, S. Vuckovic, Z. H. Musslimani, D. P. Kooi, M. Seidl, K. J. H. Giesbertz, and P. Gori-Giorgi, *J. Chem. Phys.* **153**, 214112 (2020).
 - 104 R. J. Bartlett and D. M. Silver, *J. Chem. Phys.* **62**, 3258 (1975).
 - 105 J. A. Pople, S. Binkley, and R. Seeger, *Int. J. Quantum Chem. Symp.* **10**, 1 (1976).
 - 106 J. A. Pople, R. Krishnan, H. B. Schlegel, and J. S. Binkley, *Int. J. Quantum Chem.* **14**, 545 (1978).
 - 107 R. Krishnan, M. J. Frisch, and J. A. Pople, *J. Chem. Phys.* **72**, 4244 (1980).
 - 108 H. B. Schlegel, *J. Chem. Phys.* **84**, 4530 (1986).
 - 109 H. B. Schlegel, *J. Phys. Chem.* **91**, 3075 (1988).
 - 110 P. J. Knowles and N. C. Handy, *J. Phys. Chem.* **92**, 3097 (1988).
 - 111 P. J. Knowles and N. C. Handy, *J. Chem. Phys.* **88**, 6991 (1988).
 - 112 T. Tsuchimochi and T. Van Voorhis, *J. Chem. Phys.* **141**, 164117 (2014).
 - 113 T. Tsuchimochi and S. L. Ten-no, *J. Chem. Theory Comput.* **15**, 6688 (2019).
 - 114 D. Cremer and Z. He, *J. Phys. Chem.* **100**, 6173 (1996).
 - 115 O. Christiansen, J. Olsen, P. Jørgensen, H. Koch, and P.-Å. Malmqvist, *Chem. Phys. Lett.* **261**, 369 (1996).
 - 116 P. F. Loos, B. Pradines, A. Scemama, J. Toulouse, and E. Giner, *J. Phys. Chem. Lett.* **10**, 2931 (2019).
 - 117 E. Giner, A. Scemama, J. Toulouse, and P. F. Loos, *J. Chem. Phys.* **151**, 144118 (2019).
 - 118 P. F. Loos, A. Scemama, A. Blondel, Y. Garniron, M. Caffarel, and D. Jacquemin, *J. Chem. Theory Comput.* **14**, 4360 (2018).
 - 119 P. F. Loos, A. Scemama, and D. Jacquemin, *J. Phys. Chem. Lett.* **11**, 2374 (2020).
 - 120 F. Pawłowski, J. Olsen, and P. Jørgensen, *J. Chem. Phys.* **150**, 134108 (2019).
 - 121 F. Pawłowski, J. Olsen, and P. Jørgensen, *J. Chem. Phys.* **150**, 134109 (2019).
 - 122 P. Baudin, F. Pawłowski, D. Bykov, D. Liakh, K. Kristensen, J. Olsen, and P. Jørgensen, *J. Chem. Phys.* **150**, 134110 (2019).
 - 123 F. Pawłowski, J. Olsen, and P. Jørgensen, *J. Chem. Phys.* **150**, 134111 (2019).
 - 124 F. Pawłowski, J. Olsen, and P. Jørgensen, *J. Chem. Phys.* **150**,

- 134112 (2019).
- ¹²⁵ F. H. Stillinger, *J. Chem. Phys.* **112**, 9711 (2000).
- ¹²⁶ G. A. Baker, *Rev. Mod. Phys.* **43**, 479 (1971).
- ¹²⁷ A. V. Sergeev, D. Z. Goodson, S. E. Wheeler, and W. D. Allen, *J. Chem. Phys.* **123**, 064105 (2005).
- ¹²⁸ D. Z. Goodson and A. V. Sergeev, in *Adv. Quantum Chem.*, Vol. 47 (Academic Press, 2004) pp. 193–208.
- ¹²⁹ D. Z. Goodson, *J. Chem. Phys.* **112**, 4901 (2000).
- ¹³⁰ D. Z. Goodson, *J. Chem. Phys.* **113**, 6461 (2000).
- ¹³¹ A. V. Sergeev and D. Z. Goodson, *J. Chem. Phys.* **124**, 094111 (2006).
- ¹³² P. Cejnar, S. Heinze, and J. Dobeš, *Phys. Rev. C* **71**, 011304 (2005).
- ¹³³ P. Cejnar and F. Iachello, *J. Phys. A: Math. Theor.* **40**, 581 (2007).
- ¹³⁴ S. Kais, C. Wenger, and Q. Wei, *Chem. Phys. Lett.* **423**, 45 (2006).
- ¹³⁵ D. Z. Goodson, in *Mathematical Physics in Theoretical Chemistry*, Developments in Physical & Theoretical Chemistry, edited by S. Blinder and J. House (Elsevier, 2019) pp. 295 – 325.
- ¹³⁶ H. Padé, in *Annales scientifiques de l'É.N.S.*, Vol. 9, edited by Gauthier-Villars (Éditions scientifiques et médicales Elsevier, 1892) pp. 3–93.
- ¹³⁷ G. A. Baker Jr. and P. Graves-Morris, *Padé Approximants* (Cambridge University Press, 1996).
- ¹³⁸ P.-F. Loos, *J. Chem. Phys.* **138**, 064108 (2013).
- ¹³⁹ Y. Pavlyukh, *Sci. Rep.* **7**, 504 (2017).
- ¹⁴⁰ W. Tarantino and S. Di Sabatino, *Phys. Rev. B* **99**, 075149 (2019).
- ¹⁴¹ S. Gluzman, *Symmetry* **12**, 1600 (2020).
- ¹⁴² I. L. Mayer and B. Y. Tong, *J. Phys. C.: Solid State Phys.* **18**, 3297 (1985).
- ¹⁴³ E. Feenberg, *Phys. Rev.* **103**, 1116 (1956).
- ¹⁴⁴ D. Shanks, *J. Math. Phys.* **34**, 1 (1955).
- ¹⁴⁵ A. Szabados and P. Surján, *Chem. Phys. Lett.* **308**, 303 (1999).
- ¹⁴⁶ P. R. Surján and Á. Szabados, *J. Chem. Phys.* **112**, 4438 (2000).
- ¹⁴⁷ Á. Szabados and P. R. Surján, *Int. J. Quantum Chem.* **92**, 160 (2003).
- ¹⁴⁸ P. R. Surján, Z. É. Mihálka, and Á. Szabados, *Theor. Chem. Acc.* **137**, 149 (2018).
- ¹⁴⁹ A. J. W. Thom and A. Alavi, *Phys. Rev. Lett.* **99**, 143001 (2007).
- ¹⁵⁰ D. Neuhauser, E. Rabani, and R. Baer, *J. Chem. Theory Comput.* **9**, 24 (2012).
- ¹⁵¹ S. Y. Willow, K. S. Kim, and S. Hirata, *J. Chem. Phys.* **137**, 204122 (2012).
- ¹⁵² T. Y. Takeshita, W. A. de Jong, D. Neuhauser, R. Baer, and E. Rabani, *J. Chem. Theory Comput.* **13**, 4605 (2017).
- ¹⁵³ Z. Li, *J. Chem. Phys.* **151**, 244114 (2019).
- ¹⁵⁴ P. P. G. Rauhut and H.-J. Werner, *J. Comput. Chem.* **19**, 1241 (1998).
- ¹⁵⁵ M. Schütz, G. Hetzer, and H.-J. Werner, *J. Chem. Phys.* **111**, 5691 (1999).
- ¹⁵⁶ U. Bozkaya, *J. Chem. Phys.* **135**, 224103 (2011).
- ¹⁵⁷ F. Neese, T. Schwabe, S. Kossmann, B. Schirmer, and S. Grimme, *J. Chem. Theory Comput.* **5**, 3060 (2009).
- ¹⁵⁸ J. Lee and M. Head-Gordon, *J. Chem. Theory Comput.* **18**, 5203 (2018).
- ¹⁵⁹ L. W. Bertels, J. Lee, and M. Head-Gordon, *J. Phys. Chem. Lett.* **10**, 4170 (2019).
- ¹⁶⁰ A. Rettig, D. Hait, L. W. Bertels, and M. Head-Gordon, *J. Chem. Theory Comput.* (2020), 10.1021/acs.jctc.0c00986.
- ¹⁶¹ A. T. B. Gilbert, N. A. Besley, and P. M. W. Gill, *J. Phys. Chem. A* **112**, 13164 (2008).
- ¹⁶² G. M. J. Barca, A. T. B. Gilbert, and P. M. W. Gill, *J. Chem. Phys.* **141**, 111104 (2014).
- ¹⁶³ G. M. J. Barca, A. T. B. Gilbert, and P. M. W. Gill, *J. Chem. Theory Comput.* **14**, 1501 (2018).
- ¹⁶⁴ G. M. J. Barca, A. T. B. Gilbert, and P. M. W. Gill, *J. Chem. Theory Comput.* **14**, 9 (2018).
- ¹⁶⁵ J. Lee, D. W. Small, and M. Head-Gordon, *J. Chem. Phys.* **151**, 214103 (2019).
- ¹⁶⁶ K. Carter-Fenk and J. M. Herbert, *J. Chem. Theory Comput.* **16**, 5067 (2020).
- ¹⁶⁷ A. J. Cohen and P. Mori-Sánchez, *Phys. Rev. A* **93**, 042511 (2016).
- ¹⁶⁸ P. Romaniello, S. Guyot, and L. Reining, *J. Chem. Phys.* **131**, 154111 (2009).
- ¹⁶⁹ P. Romaniello, F. Bechstedt, and L. Reining, *Phys. Rev. B* **85**, 155131 (2012).
- ¹⁷⁰ S. Di Sabatino, J. A. Berger, L. Reining, and P. Romaniello, *J. Chem. Phys.* **143**, 024108 (2015).
- ¹⁷¹ S. Hirata, M. R. Hermes, J. Simons, and J. V. Ortiz, *J. Chem. Theory Comput.* **11**, 1595 (2015).
- ¹⁷² W. Tarantino, P. Romaniello, J. A. Berger, and L. Reining, *Phys. Rev. B* **96**, 045124 (2017).
- ¹⁷³ V. Olevano, J. Toulouse, and P. Schuck, *J. Chem. Phys.* **150**, 084112 (2019).
- ¹⁷⁴ K. Deur, L. Mazouin, and E. Fromager, *Phys. Rev. B* **95**, 95.035120 (2017).
- ¹⁷⁵ K. Deur, L. Mazouin, B. Senjean, and E. Fromager, *Eur. Phys. J. B* **91**, 162 (2018).
- ¹⁷⁶ B. Senjean and E. Fromager, *Phys. Rev. A* **98**, 98.022513 (2018).
- ¹⁷⁷ F. Sagredo and K. Burke, *J. Chem. Phys.* **149**, 134103 (2018).
- ¹⁷⁸ E. Fromager, *Phys. Rev. Lett.* **124**, 243001 (2020).
- ¹⁷⁹ J. C. Smith, A. Pribram-Jones, and K. Burke, *Phys. Rev. B* **93**, 245131 (2016).
- ¹⁸⁰ J. Smith, F. Sagredo, and K. Burke, in *Frontiers of Quantum Chemistry*, edited by M. Wójcik, H. Nakatsuji, B. Kirtman, and Y. Ozaki (Springer, Singapore).
- ¹⁸¹ T. Stein, T. M. Henderson, and G. E. Scuseria, *J. Chem. Phys.* **140**, 214113 (2014).
- ¹⁸² T. M. Henderson, I. W. Bulik, and G. E. Scuseria, *J. Chem. Phys.* **142**, 214116 (2015).
- ¹⁸³ J. J. Shepherd, T. M. Henderson, and G. E. Scuseria, *J. Chem. Phys.* **144**, 094112 (2016).