

Bulk-edge correspondence in two-dimensional topological semimetals: A transfer matrix study of antichiral edge modes

Tomonari Mizoguchi¹ and Tohru Koma²

¹*Department of Physics, University of Tsukuba, Tsukuba, Ibaraki 305-8571, Japan**

²*Department of Physics, Gakushuin University, Mejiro, Toshima-ku, Tokyo 171-8588, Japan†*

(Dated: February 8, 2022)

We study edge modes in topological semimetals which have an energy band structure of ordinary semimetals but can be characterized by a Chern number. More specifically, we focus on a Qi-Wu-Zhang-type square-lattice model and a Haldane-type honeycomb model, both of which exhibit antichiral edge modes whose wave packets propagate in the same direction at both parallel edges of the strip. To obtain these analytical solutions of the edge modes, we apply the transfer matrix method which was developed in the previous work [Phys. Rev. B **101**, 014442 (2020)]. As a result, we show that the bulk-edge correspondence is broken down for a certain range of the model parameters. More precisely, when increasing the strength of a hopping amplitude of the Qi-Wu-Zhang-type model, the edge modes abruptly disappear, although the non-trivial Chern number does not change. In the Haldane-type model, for varying the model parameters, the edge modes do not necessarily disappear, and the non-trivial Chern number does not change. However, the energy spectral flows of the edge modes from the valence band to the conduction band are abruptly broken at a certain set of the model parameters.

I. INTRODUCTION

As is well known, in certain band insulators, gapless modes can be found to be localized at a surface of the sample, although the bulk energy gap exists above the valence band. Unfortunately, those surface states are often unstable against perturbations, such as disorders of the surface, which are inevitable in experiments. In contrast to those ordinary band insulators, topological insulators (TIs) [1, 2] are expected to show the remarkable robustness of the boundary modes against perturbations. This robustness is a consequence of the topological nature of the insulators which is characterized by a topological invariant defined for the gapped ground state of the bulk. The relation between the topological invariant of the bulk and the boundary modes is known as the bulk-boundary correspondence [3, 4]. This also asserts that a nontrivial topological invariant implies the existence of a nontrivial boundary mode. However, the bulk-boundary correspondence for disordered systems was mathematically justified only in a few cases in one and two dimensions. (See, e.g., Refs. 5 and 6.)

It has been recognized that the hosts of the boundary states are not necessarily insulating. Actually, semimetallic systems can also possess boundary states [7–12]. Additionally, boundary states under semimetallic band structures are also found in a Floquet system [13]. On the other hand, Dirac and Weyl semimetals [14–16] and nodal line semimetals [17, 18] have attracted considerable interests recently. In these systems, the conduction and valence bands touch at some points or lines. Clearly, the energy dispersions of these systems are totally different from those of ordinary semimetals. To definitely distinguish these two types of the energy dispersions, we recall the following: In both band insulators and ordinary semimetals, the conduction and valence bands are separated on the momentum space by a region where no electron states can exist.

An energy gap between the two bands can be found in band insulators, while a range of energies in the conduction band overlaps with that in the valence band in ordinary semimetals. In the present paper, we will focus on certain topological semimetals that have the same type of energy dispersion as those of the above ordinary semimetals but they can be characterized by a Chern number. In the following, we will refer to generic semimetals that have the band structure of the above-mentioned ordinary semimetals as semimetals for short.

Among the phenomena occurring in semimetals, the emergence of antichiral edge modes is one of the most interesting phenomena [19]. The wave packets of the modes propagate in the same direction at both parallel edges of the strip geometry in two dimensions. Their realizations have been investigated in many solid-state materials, e.g., transition metal dichalcogenides [19, 20], exciton-polariton systems [21], a graphene-superconductor junction [22], magnetic systems [23], and twisted bilayer graphene [24]. Furthermore, the antichiral edge modes are indeed observed in artificial materials such as electric circuits [25] and the gyromagnetic photonic crystals [26, 27].

Despite these theoretical and experimental developments, the bulk-boundary correspondence in semimetals has not been understood sufficiently. This is in sharp contrast to TIs, where the bulk-boundary correspondence has been well-established through many examples, and rigorous proof is given for some Altland-Zirnbauer classes [4, 5, 28, 29]. If the emergence of edge modes in semimetals is a consequence of the topological nature similarly to that of TIs, then one can expect the robustness of the edge modes against disorder and interactions. More specifically, the following question arises: Does a non-trivial topological number of valence bands in semimetals guarantee the existence of edge modes? In the following, we refer to semimetals that have a non-trivial topological number as topological semimetals (TSMs).

In this paper, we address this issue by using the transfer matrix method [6, 9, 30–42]. In general, the transfer matrix method is applicable regardless of the phase of the bulk, and thus is suitable for studying the bulk-boundary correspon-

* mizoguchi@rhodia.ph.tsukuba.ac.jp

† tohru.koma@gakushuin.ac.jp

dence. Yet, the exact solution of the boundary modes is accessible in only a few models. In this regard, in Ref. 42, we developed the method to obtain the exact edge solutions of arbitrary tight-binding models whose transfer matrix has the form of a 4×4 matrix. By using this method, we study two concrete examples of the TSMs in two dimensions, namely, the Qi-Wu-Zhang (QWZ)-type model [43] and the Haldane-type model [44]. We find that the existence of the edge modes is not necessarily guaranteed by the non-trivial topological number, but it depends on the parameters of the model. This indicates that the bulk-edge correspondence does not hold for the TSMs.

The rest of this paper is organized as follows. The main results of this paper are presented in Sec. II and Sec. III, where we investigate the QWZ-type model and the Haldane-type model, respectively. In these two sections, we first discuss the bulk properties, and then we investigate the existence of the edge mode. In Sec. IV, we present a summary of this paper. In Appendix. A, we review our method for obtaining exact solutions of edge modes on the basis of the transfer matrix method, which we have developed in Ref. 42. In Appendix B, we show the concrete expressions of the exact solutions of the

edge modes for the QWZ-type model and the Haldane-type model.

II. RESULT 1: QI-WU-ZHANG-TYPE MODEL

We first study the QWZ-type model [43]. The Hamiltonian is defined on a square lattice with $L_x \times L_y$ sites, and the fermions considered here have spin degrees of freedom, $\sigma = 1, 2$. The Hamiltonian on a cylinder, where the open (periodic) boundary condition is imposed in the x (y) direction, reads

$$H_{\text{QWZ}} = H_0 + H_{\text{SOI}}, \quad (1)$$

where

$$H_0 = t_1 \sum_{\ell=1}^{L_x-1} \sum_{m=1}^{L_y} \sum_{\sigma} c_{(\ell,m),\sigma}^{\dagger} c_{(\ell+1,m),\sigma} + (\text{h.c.}) \\ - i t_2 \sum_{\ell=1}^{L_x} \sum_{m=1}^{L_y} \sum_{\sigma} c_{(\ell,m),\sigma}^{\dagger} c_{(\ell,m+1),\sigma} + (\text{h.c.}), \quad (2a)$$

and

$$H_{\text{SOI}} = -i\alpha_1 \sum_{\ell=1}^{L_x-1} \sum_{m=1}^{L_y} \sum_{\sigma,\sigma'} [\tau_1]_{\sigma,\sigma'} c_{(\ell,m),\sigma}^{\dagger} c_{(\ell+1,m),\sigma'} + (\text{h.c.}) \\ - i\alpha_2 \sum_{\ell=1}^{L_x} \sum_{m=1}^{L_y} \sum_{\sigma,\sigma'} [\tau_2]_{\sigma,\sigma'} c_{(\ell,m),\sigma}^{\dagger} c_{(\ell,m+1),\sigma'} + (\text{h.c.}) \\ + \alpha_3 \sum_{\ell=1}^{L_x-1} \sum_{m=1}^{L_y} \sum_{\sigma,\sigma'} [\tau_3]_{\sigma,\sigma'} c_{(\ell,m),\sigma}^{\dagger} c_{(\ell+1,m),\sigma'} + (\text{h.c.}) \\ + \alpha_3 \sum_{\ell=1}^{L_x} \sum_{m=1}^{L_y} \sum_{\sigma,\sigma'} [\tau_3]_{\sigma,\sigma'} c_{(\ell,m),\sigma}^{\dagger} c_{(\ell,m+1),\sigma'} + (\text{h.c.}) \\ + \sum_{\ell=1}^{L_x} \sum_{m=1}^{L_y} \sum_{\sigma,\sigma'} m_0 \alpha_3 [\tau_3]_{\sigma,\sigma'} c_{(\ell,m),\sigma}^{\dagger} c_{(\ell,m),\sigma'}. \quad (2b)$$

Here ℓ and m are the coordinates of the sites in the x and y directions, respectively, and $c_{(\ell,m),\sigma}$ denotes the annihilation operator of the fermion at the site (ℓ, m) with spin σ . The parameters t_1 , t_2 , α_{ρ} ($\rho = 1, 2, 3$) and m_0 are real, and τ_{ρ} ($\rho = 1, 2, 3$) stands for Pauli matrices. Note that only the term H_{SOI} is often called the QWZ model. In fact, the topological semimetal can be realized due to H_0 , as we will show below.

A. Bulk properties

Before proceeding to the analysis of the edge modes, let us summarize the bulk properties of the present model. We impose the periodic boundary condition in both the x and y

directions, and we have the Fourier transform,

$$c_{(k_x, k_y), \sigma} = \frac{1}{\sqrt{L_x L_y}} \sum_{\ell=1}^{L_x} \sum_{m=1}^{L_y} e^{-i(k_x \ell + k_y m)} c_{(\ell, m), \sigma}. \quad (3)$$

Then, the bulk Hamiltonian can be written as

$$H_{\text{QWZ}} = \sum_{k_x, k_y} \Psi^{\dagger}(k_x, k_y) \mathcal{H}_{\text{QWZ}}(k_x, k_y) \Psi(k_x, k_y), \quad (4)$$

where $\Psi(k_x, k_y) = (c_{(k_x, k_y), 1}, c_{(k_x, k_y), 2})^T$ and

$$\mathcal{H}_{\text{QWZ}}(k_x, k_y) = R_0(k_x, k_y) I_2 + \mathbf{R}(k_x, k_y) \cdot \boldsymbol{\tau}. \quad (5)$$

Here we have introduced

$$R_0(k_x, k_y) = 2t_1 \cos k_x + 2t_2 \sin k_y, \quad (6a)$$

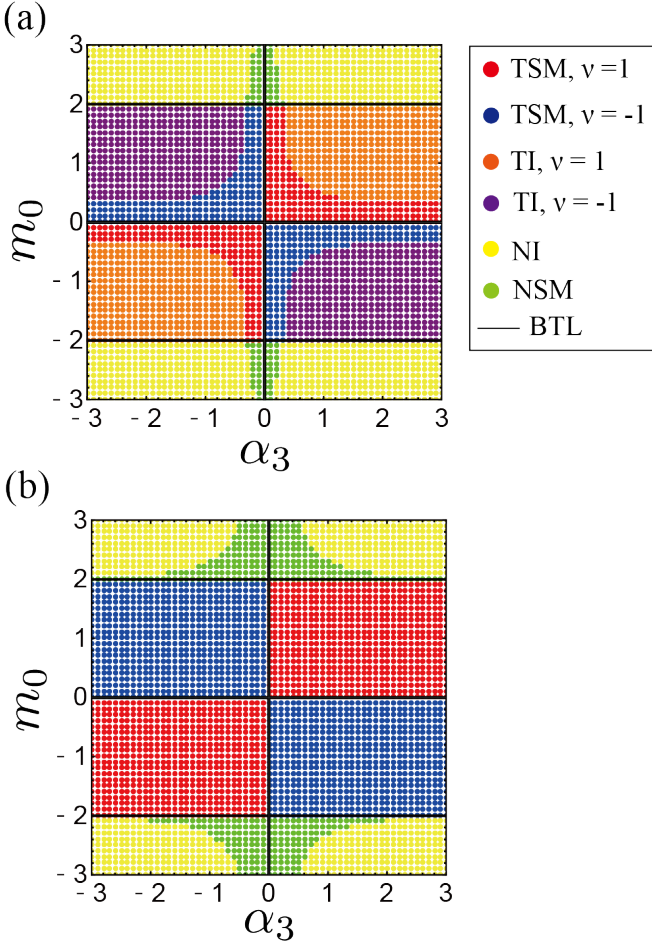


FIG. 1. The phase diagram of the QWZ-type model for (a) $t_1 = -0.3$, $t_2 = -0.3$, $\alpha_1 = \alpha_2 = 0.5$ and (b) $t_1 = -0.5$, $t_2 = -1$, $\alpha_1 = \alpha_2 = 0.5$. Black lines denote the BTL.

$$R_1(k_x, k_y) = 2\alpha_1 \sin k_x, \quad (6b)$$

$$R_2(k_x, k_y) = 2\alpha_2 \sin k_y, \quad (6c)$$

and

$$R_3(k_x, k_y) = 2\alpha_3(m_0 + \cos k_x + \cos k_y). \quad (6d)$$

The energy eigenvalues of the two bands are given by

$$E_{\pm}(k_x, k_y) = R_0(k_x, k_y) \pm |\mathbf{R}(k_x, k_y)|. \quad (7)$$

Clearly, when $|\mathbf{R}(k_x, k_y)|$ is nonvanishing, the two bands are separated by the forbidden region as mentioned in the Introduction. Let us consider the condition that the two bands touch at some (k_x, k_y) in the Brillouin zone. For simplicity,

we assume $\alpha_\rho \neq 0$ for all $\rho = 1, 2, 3$. Clearly, from Eq. (7), the condition implies $|\mathbf{R}(k_x, k_y)| = 0$ for some (k_x, k_y) . From Eqs. (6b) and (6c), this occurs only at $(k_x, k_y) = (0, 0)$, $(\pi, 0)$, $(0, \pi)$, or (π, π) . Further, from $R_3(k_x, k_y) = 0$, one has $m_0 = -2$ for $(k_x, k_y) = (0, 0)$, $m_0 = 0$ for $(k_x, k_y) = (\pi, 0)$ or $(0, \pi)$, and $m_0 = 2$ for $(k_x, k_y) = (\pi, \pi)$.

If the band touching does not occur, the topological Chern number for the valence band is well-defined, and it is given as [43, 45]

$$\nu = \frac{1}{4\pi} \int_{-\pi}^{\pi} dk_x \int_{-\pi}^{\pi} dk_y \hat{R}(\mathbf{k}) \cdot \left[\frac{\partial \hat{R}(\mathbf{k})}{\partial k_x} \times \frac{\partial \hat{R}(\mathbf{k})}{\partial k_y} \right], \quad (8)$$

where $\hat{R}(\mathbf{k}) = \mathbf{R}(\mathbf{k})/|\mathbf{R}(\mathbf{k})|$.

In Fig. 1, we depict the phase diagram in α_3 - m_0 space. We set the other parameters as $t_1 = -0.3$, $t_2 = -0.3$ and $\alpha_1 = \alpha_2 = 0.5$ for the panel (a) and $t_1 = -0.5$, $t_2 = -1$ and $\alpha_1 = \alpha_2 = 0.5$ for the panel (b), for concreteness of the following discussions. Here, the Chern number has been numerically computed [46]. There appear four phases, TI, normal insulator (NI), TSM, and normal semimetals (NSM). Here, when a Chern number is vanishing, we have said that the phase is normal, otherwise it is topological. Additionally, there exist the band touching lines (BTL) where the two bands touch at some momenta. The lines are represented by the black lines, $m_0 = -2, 0, 2$, and $\alpha_3 = 0$.

B. Edge modes

We now turn to the exact solution of the edge modes, under the open boundary condition in the x direction. The details of the method are presented in Appendix A, and we use the notation used there.

The exact form of the dispersion relation is presented in Appendix B 1. To check whether the bulk-edge correspondence holds, we discuss the conditions for the existence of the edge solutions. Let us focus on the left edge modes. The existence of the edge solution can be examined by analyzing the eigenvalues of the transfer matrix T , i.e., λ_1 and λ_2 given by Eqs. (A23a) and (A23b), respectively. They must satisfy $|\lambda_1| < 1$ and $|\lambda_2| < 1$ simultaneously. These two conditions for the two eigenvalues guarantee that the edge solutions will decay exponentially in the bulk region.

In the present model, the matrices A and B , of which the transfer matrix T consists [Eq. (A13)], are given by

$$A = \begin{pmatrix} t_1 + \alpha_3 & -i\alpha_1 \\ -i\alpha_1 & t_1 - \alpha_3 \end{pmatrix}, \quad (9)$$

and

$$B = \begin{pmatrix} 2t_2 \sin k_y + 2\alpha_3(m_0 + \cos k_y) & -2i\alpha_2 \sin k_y \\ 2i\alpha_2 \sin k_y & 2t_2 \sin k_y - 2\alpha_3(m_0 + \cos k_y) \end{pmatrix}. \quad (10)$$

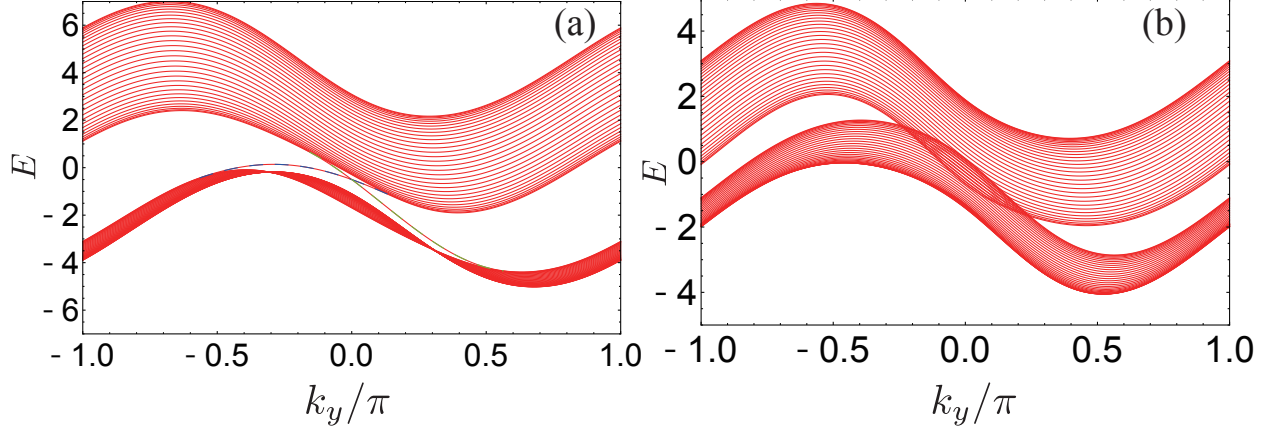


FIG. 2. The band structures for the QWZ-type model on a cylinder with $(t_1, t_2, \alpha_1, \alpha_2, \alpha_3, m_0) =$ (a) $(-0.5, -1, 0.5, 0.5, 0.7, -1.5)$ and (b) $(-0.5, -1, 0.5, 0.5, 0.3, -1.5)$. Note that both of these panels are for the TSM phase. Red solid lines are obtained by the numerical diagonalization for $L_x = 32$, and blue and green broken lines are the exact solutions for the left and right edge modes, respectively.

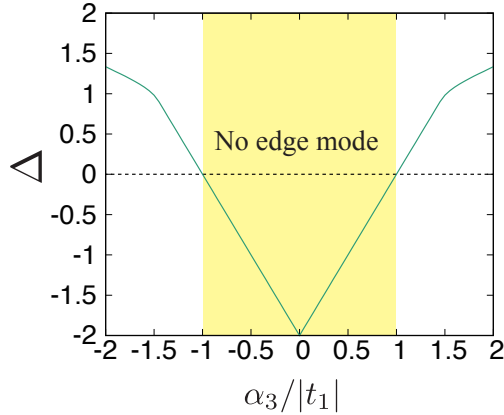


FIG. 3. The gap Δ of Eq. (13) as a function of $\alpha_3/|t_1|$. The other parameters are set as $(t_1, t_2, \alpha_1, \alpha_2, m_0) = (-0.5, -1, 0.5, 0.5, -1.5)$. The black dashed line denotes $\Delta = 0$.

We write μ for the eigenvalue of $A^{-1}A^\dagger$, and η for that of $A^{-1}(EI_2 - B)$. As shown in Eqs. (A23a) and (A23b), the two eigenvalues, λ_1 and λ_2 , are written in terms of μ and η . We also have relations, $\mu = \lambda_1\lambda_2$ and $\eta = \lambda_1 + \lambda_2$. Since $|\lambda_1| < 1$ and $|\lambda_2| < 1$, μ must satisfy $|\mu| = |\lambda_1\lambda_2| < 1$. From Eq. (9), one obtains

$$A^{-1}A^\dagger = \frac{1}{t_1^2 - \alpha_3^2 + \alpha_1^2} \begin{pmatrix} t_1^2 - \alpha_3^2 - \alpha_1^2 & 2i\alpha_1(t_1 - \alpha_3) \\ 2i\alpha_1(t_1 + \alpha_3) & t_1^2 - \alpha_3^2 - \alpha_1^2 \end{pmatrix}. \quad (11)$$

Then, μ is given by

$$\mu_{\pm} = \frac{1}{t_1^2 - \alpha_3^2 + \alpha_1^2} \left[t_1^2 - \alpha_3^2 - \alpha_1^2 \pm 2|\alpha_1|\sqrt{\alpha_3^2 - t_1^2} \right]. \quad (12)$$

From this Eq. (12), one can easily show that, when $|t_1| > |\alpha_3|$, $|\mu| = 1$. This implies no edge solutions for $|t_1| > |\alpha_3|$ from the above observations. Combining this fact and the phase diagram of Fig. 1, we find that the emergence of the edge modes in the TSM phase depends on the parameter. This means that the non-vanishing Chern number for the TSM is not sufficient for the existence of the edge modes. Therefore,

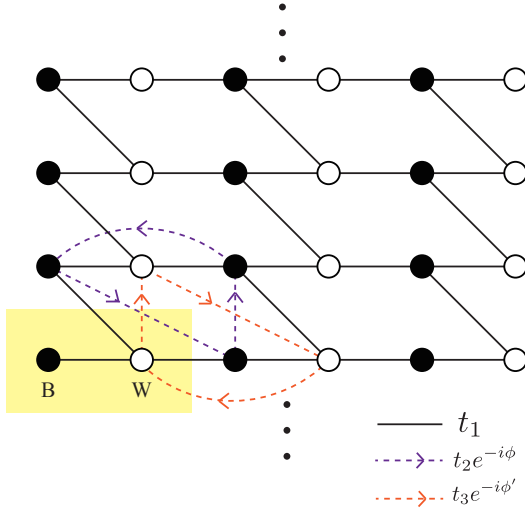


FIG. 4. Schematic figure of the Haldane-type model on a cylinder. The dots indicate the periodic boundary condition in the vertical direction.

the bulk-edge correspondence is broken down in the TSM phase, because the TSM is realized even when $|t_1| > |\alpha_3|$. Meanwhile, the TI is realized only when $|t_1| < |\alpha_3|$ is satisfied, meaning the validity of the bulk-edge correspondence for the TI.

To ensure that the above discussion holds, we plot the dispersion under the open (periodic) boundary condition in the x (y) direction on Fig. 2. Here we set the parameters such that the TSM is realized, and we examine the case with $|\alpha_3|/|t_1| > 1$ [Fig. 2(a)] and $|\alpha_3|/|t_1| < 1$ [Fig. 2(b)]. The red lines are obtained by numerical diagonalization for a finite size system, and the blue and green lines are the exact results for the left and right edge modes, respectively. Clearly, the former has the edge solutions with antichiral dispersion around $k_y = 0$, while the latter does not. This result coincides with the above discussion.

To better understand the situation of the breakdown, we examine the relation between the overlapping of the two energy bands and the disappearance of the edge modes. From Figs. 2(a) and 2(b), we can see the following: The edge modes always exist when the upper and lower bands are separated

by the forbidden region, whereas they disappear immediately when the two bands touch at the single point $k_y = 0$. These numerical computations show that the separation of the two bands is essential for the existence of the edge modes. To confirm this expectation, we want to introduce the separation parameter Δ between the upper and lower bands. As is well known, an essential spectrum of self-adjoint operators is invariant under compact perturbations, hence the energy spectrum of the extended states does not depend on the boundary condition in the x direction in the present systems. By relying on this fact, we can use the energy spectrum of the bands, which is obtained under the periodic boundary condition in both the x and y directions, instead of that under the open boundary condition in the x direction. We define the separation parameter Δ between the upper and lower bands by

$$\Delta := \min_{k_y} \{ \min \{ E_+(k_x, k_y) | k_x \in [-\pi, \pi] \} - \max \{ E_-(k_x, k_y) | k_x \in [-\pi, \pi] \} \}. \quad (13)$$

When Δ is strictly positive, the two bands are separated by the forbidden region [cf. Fig. 2(a)]. Meanwhile, Δ can take strictly negative values. Then, the two bands significantly overlap on some range of k_y [cf. Fig. 2(b)]. Clearly, the negative values of Δ have no meaning for the open boundary condition in the x direction.

In the present QWZ-type model, the minimum value Δ is realized at $k_y = 0$. For $\Delta = 0$, the two bands touch at the single point $k_y = 0$. We plot Δ as a function of $\alpha_3/|t_1|$ in Fig. 3. (For the other parameters, see the caption of Fig. 3.) We indeed see that Δ is strictly positive (i.e., the two bands are separated by the forbidden region) for $|\alpha_3|/|t_1| > 1$, where the edge modes exist. Meanwhile, the two bands overlap for $|\alpha_3|/|t_1| < 1$, where the edge modes are absent. Thus, the breakdown of the bulk-edge correspondence occurs when the upper and lower bands overlap on some range of k_y in the TSM.

III. RESULT 2: HALDANE-TYPE MODEL

We next study the Haldane-type model [44]. The Hamiltonian on a cylinder geometry with the zigzag edge reads

$$H_{\text{Haldane}} = H_{\text{NN}} + H_{\text{NNN}}, \quad (14)$$

where

$$H_{\text{NN}} = t_1 \sum_{\ell=1}^{L_x} \sum_{m=1}^{L_y} \left[c_{(\ell,m),W}^\dagger c_{(\ell,m),B} + c_{(\ell,m),W}^\dagger c_{(\ell,m+1),B} + (\text{h.c.}) \right] + t_1 \sum_{\ell=1}^{L_x-1} \sum_{m=1}^{L_y} \left[c_{(\ell,m),W}^\dagger c_{(\ell+1,m),B} + (\text{h.c.}) \right], \quad (15)$$

and

$$\begin{aligned}
H_{\text{NNN}} = & \sum_{\ell=1}^{L_x} \sum_{m=1}^{L_y} \left[t_2 e^{i\phi} c_{(\ell,m),B}^\dagger c_{(\ell,m+1),B} + t_3 e^{i\phi'} c_{(\ell,m),W}^\dagger c_{(\ell,m+1),W} \right] \\
& + (\text{h.c.}) \\
& + \sum_{\ell=1}^{L_x-1} \sum_{m=1}^{L_y} \left[t_2 e^{i\phi} c_{(\ell+1,m),B}^\dagger c_{(\ell,m),B} + t_3 e^{i\phi'} c_{(\ell+1,m),W}^\dagger c_{(\ell,m),W} \right] \\
& + (\text{h.c.}) \\
& + \sum_{\ell=1}^{L_x-1} \sum_{m=1}^{L_y} \left[t_2 e^{i\phi} c_{(\ell,m),B}^\dagger c_{(\ell+1,m-1),B} + t_3 e^{i\phi'} c_{(\ell,m),W}^\dagger c_{(\ell+1,m-1),W} \right] \\
& + (\text{h.c.}).
\end{aligned} \tag{16}$$

Here the subscripts, B and W , denote the sublattice degrees of freedoms, as shown in Fig. 4. The parameters t_1 , t_2 , and t_3 are transfer integrals taken to be real, and ϕ and ϕ' are the phase factors for the next-nearest-neighbor hoppings. The model is the same as the Haldane's original model when $t_2 = t_3$ and $\phi' = -\phi$. As is well known, the chiral edge modes appear since the bulk Chern number takes ± 1 , manifesting the topologically nontrivial nature [44]. On the other hand, it was pointed out in Ref. 19 that the antichiral edge modes appear when $t_2 = t_3$ and $\phi' = \phi$.

A. Bulk properties

Similarly to the QWZ-type model, we first summarize the bulk properties. Imposing the periodic boundary condition in both x and y directions and performing the Fourier transformation, the Hamiltonian of Eq. (14) can be written as

$$H = \sum_{(k_x, k_y)} \Psi^\dagger(k_x, k_y) \mathcal{H}(k_x, k_y) \Psi(k_x, k_y), \tag{17}$$

where $\Psi(k_x, k_y) = (c_{(k_x, k_y), B}, c_{(k_x, k_y), W})^T$, and $\mathcal{H}(k_x, k_y)$ is the 2×2 matrix written as

$$\mathcal{H}(k_x, k_y) = R_0(k_x, k_y) I_2 + \mathbf{R}(k_x, k_y) \cdot \boldsymbol{\tau} \tag{18}$$

with

$$\begin{aligned}
R_0(k_x, k_y) = & t_2 \text{Re} [e^{i(\phi-k_x)} + e^{i(\phi+k_y)} + e^{i(\phi+k_x-k_y)}] \\
& + t_3 \text{Re} [e^{i(\phi'-k_x)} + e^{i(\phi'+k_y)} + e^{i(\phi'+k_x-k_y)}],
\end{aligned} \tag{19a}$$

$$R_1(k_x, k_y) = t_1 (1 + \cos k_x + \cos k_y), \tag{19b}$$

$$R_2(k_x, k_y) = t_1 (\sin k_x + \sin k_y), \tag{19c}$$

and

$$\begin{aligned}
R_3(k_x, k_y) = & t_2 \text{Re} [e^{i(\phi-k_x)} + e^{i(\phi+k_y)} + e^{i(\phi+k_x-k_y)}] \\
& - t_3 \text{Re} [e^{i(\phi'-k_x)} + e^{i(\phi'+k_y)} + e^{i(\phi'+k_x-k_y)}].
\end{aligned} \tag{19d}$$

The band touching between the conduction and valence bands occurs when $|\mathbf{R}(k_x, k_y)| = 0$ is satisfied at some momenta. In fact, $R_1(k_x, k_y) = R_2(k_x, k_y) = 0$ is satisfied at two momenta, $\mathbf{k}_1 := (-\frac{2\pi}{3}, \frac{2\pi}{3})$ and $\mathbf{k}_2 := (\frac{2\pi}{3}, -\frac{2\pi}{3})$, which correspond to \mathbf{K}' and \mathbf{K} points in the conventional notation for the high symmetry points in the first Brillouin zone of the honeycomb lattices, respectively. Thus, the condition of the band touching is dictated by $R_3(\mathbf{k}_1) = 0$ or $R_3(\mathbf{k}_2) = 0$; the former is written as

$$-\frac{3}{2} (t_2 \cos \phi - t_3 \cos \phi') - \frac{3\sqrt{3}}{2} (t_2 \sin \phi - t_3 \sin \phi') = 0, \tag{20}$$

while the latter as

$$-\frac{3}{2} (t_2 \cos \phi - t_3 \cos \phi') + \frac{3\sqrt{3}}{2} (t_2 \sin \phi - t_3 \sin \phi') = 0. \tag{21}$$

If the band touching does not occur at any momenta, the Chern number of Eq. (8) is well-defined.

In Fig. 5, we draw t_3/t_2 - ϕ' phase diagrams of the present model, fixing $t_2 = 0.2$, $\phi = \frac{\pi}{2}$ for Fig. 5(a), and $t_2 = 0.5$, $\phi = \frac{\pi}{2}$ for Fig. 5(b). Note that the band touching curves, given by the solutions of either (20) or (21), are denoted by black triangles. We find that, for both Figs. 5(a) and 5(b), the TSM phases appear on the parameter space.

B. Edge modes

Let us turn to the analysis of the edge modes. The exact dispersion relation is obtained for any parameters, and we present it in Appendix B 2. Here, we show some results in Fig. 6; we plot the dispersion relation of the Hamiltonian of Eq. (14) obtained by the numerical diagonalization (red lines) and the exact solutions for the left (blue broken lines) and right (green broken lines) edge modes with some representative values of the parameters.

We can see that the antichiral edge modes exist in Fig. 6(a), while they do not in Fig. 6(b). Strictly speaking, in Fig. 6(b), there are very tiny regions ($k_y \sim \pm 0.36\pi$, highlighted by the

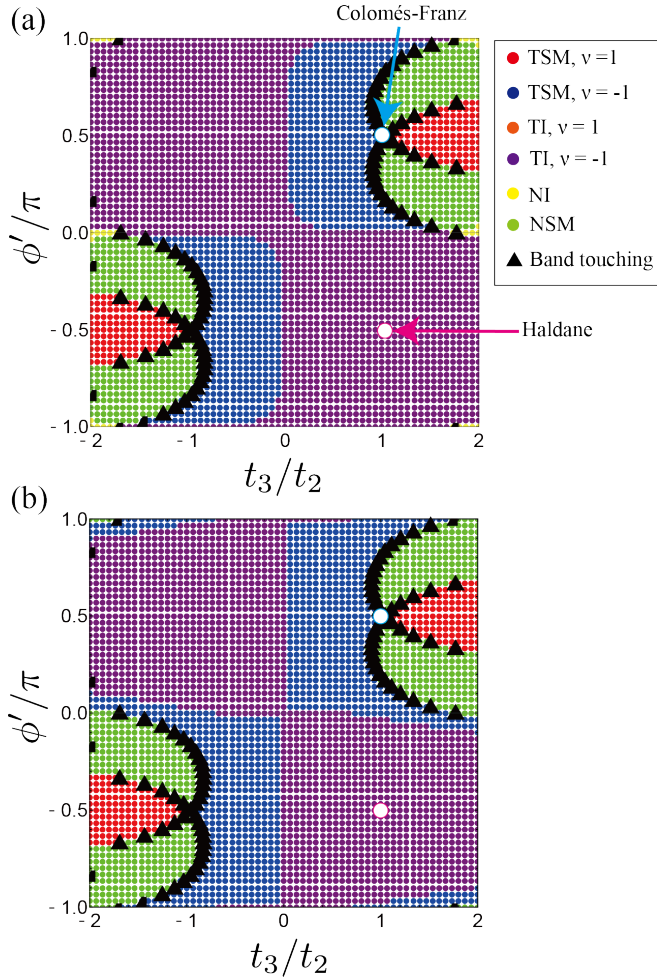


FIG. 5. The phase diagram of the Haldane-type model for (a) $t_1 = 1$, $t_2 = 0.2$, and $\phi = \frac{\pi}{2}$ and (b) $t_1 = 1$, $t_2 = 0.5$, and $\phi = \frac{\pi}{2}$. Black triangles represent the band touching cases where $|\mathbf{R}|$ becomes 0 in some \mathbf{k} , i.e., the solutions of either Eq. (20) or Eq. (21), obtained numerically.

black ellipses) where only the left edge modes survive. However, the tiny edge modes do not exhibit an antichiral dispersion, nor do they exhibit the spectral flow. Here, the spectral flow means that an edge mode energetically connects conduction and valence bands. In this sense, these results indicate that the breakdown of the bulk-edge correspondence occurs also in the Haldane-type model. Although we want to discuss the relation between the breakdown and the overlapping of the bands, we have been unable to find a simple criterion for the existence of the antichiral edge modes in the Haldane-type model, in contrast to the QWZ-type model. Of course, Figs. 6(a) and 6(b) also show that the spectral flow is abruptly broken at the boundary of some parameter region which contains the values of the parameters in Fig. 6(b). To investigate the behavior of Δ of Eq. (13) near the critical region, we introduce a family of the parameter sets $t_1(\kappa), t_2(\kappa), t_3(\kappa), \phi(\kappa), \phi'(\kappa)$ with an additional parameter $\kappa \in [0, 1]$ that linearly interpolates between the two sets $t_1, t_2, t_3, \phi, \phi'$ in Figs. 6(a) and 6(b). Clearly, a

value of κ hits a set of the critical values of the parameters. To check the existence of the edge mode, we calculate the eigenvalue $\lambda(k_y^{\min})$ of the transfer matrix [see Eq. (A14) for its definition]. Here, k_y^{\min} stands for the momentum k_y for which the minimum value Δ is realized. In the following, we will treat only the left edge mode, and we write $\lambda = \lambda(k_y^{\min})$, dropping the k_y^{\min} dependence of $\lambda(k_y^{\min})$.

We recall the following: (i) If the absolute values of two eigenvalues, λ_1 and λ_2 , of the transfer matrix are both smaller than 1, then the left edge mode exists. Otherwise, it does not exist. (ii) There are two types of pairs, $\{\lambda_1^+, \lambda_2^+\}$ and $\{\lambda_1^-, \lambda_2^-\}$, of the eigenvalues. (see Appendix. B2 for the details.) However, $\{\lambda_1^+, \lambda_2^+\}$ does not satisfy the above condition (i). Therefore, it is enough to consider $\{\lambda_1^-, \lambda_2^-\}$. Figure 7 shows the κ dependence of Δ , and that of $\max\{|\lambda_1^-|, |\lambda_2^-|\}$. We see that Δ is positive (i.e., the two bands do not overlap) for $\kappa \lesssim 0.4$, where $\max\{|\lambda_1^-|, |\lambda_2^-|\}$ is smaller than 1, and thus the edge mode exists. On the other hand, for $\kappa \sim 0.4$, the band overlapping occurs, and the edge mode disappears at k_y^{\min} since one of $|\lambda_1^-|$ and $|\lambda_2^-|$ is greater than or equal to 1. (These values of $|\lambda_1^-|$ and $|\lambda_2^-|$ have no meaning because the present transfer matrix method is not applicable to extended states.) This implies that the spectral flow is broken near k_y^{\min} . Therefore, the critical value of κ at which the spectral flow is abruptly broken coincides with the other critical value at which the two bands touch at the single point k_y^{\min} within the numerical precision. We also stress that in the case of the Haldane-type model, the edge modes do not necessarily disappear even beyond the transition point, in contrast to the QWZ-type model. However, the spectral flow from the lower band to the upper band disappears similarly to the QWZ-type model.

Next, we discuss the nature of the edge modes. In Fig. 6(a), we see that the left and right edge modes have the same sign of the group velocities, meaning that the antichiral edge modes are realized. Interestingly, they also appear in the normal semimetal as shown in Fig. 6(c). Moreover, Fig. 6(d) shows that the edge modes in the trivial insulator exhibit an antichiral-like dispersion around $k_y = \pi$. Nevertheless, there is a crucial difference between trivial and nontrivial cases, i.e., the spectral flow occurs in Fig. 6(a), while it does not in Figs. 6(c) and 6(d). Additionally, for the band touching case that we will address in Fig 8 of Appendix B2c, the edge modes connect two gapless points in the bulk, which is reminiscent of graphene under the zigzag edge.

IV. SUMMARY

We have investigated the bulk-edge correspondence in topological semimetals (TSMs) in which the Chern number can be defined by using the valence band structure because the valence and conduction bands are separated by the forbidden region on the momentum space. By relying on the transfer matrix method, we have derived the exact solutions of the antichiral edge modes for the QWZ-type model and the Haldane-type model. In both of the two models, we have found that the non-vanishing Chern number does not neces-

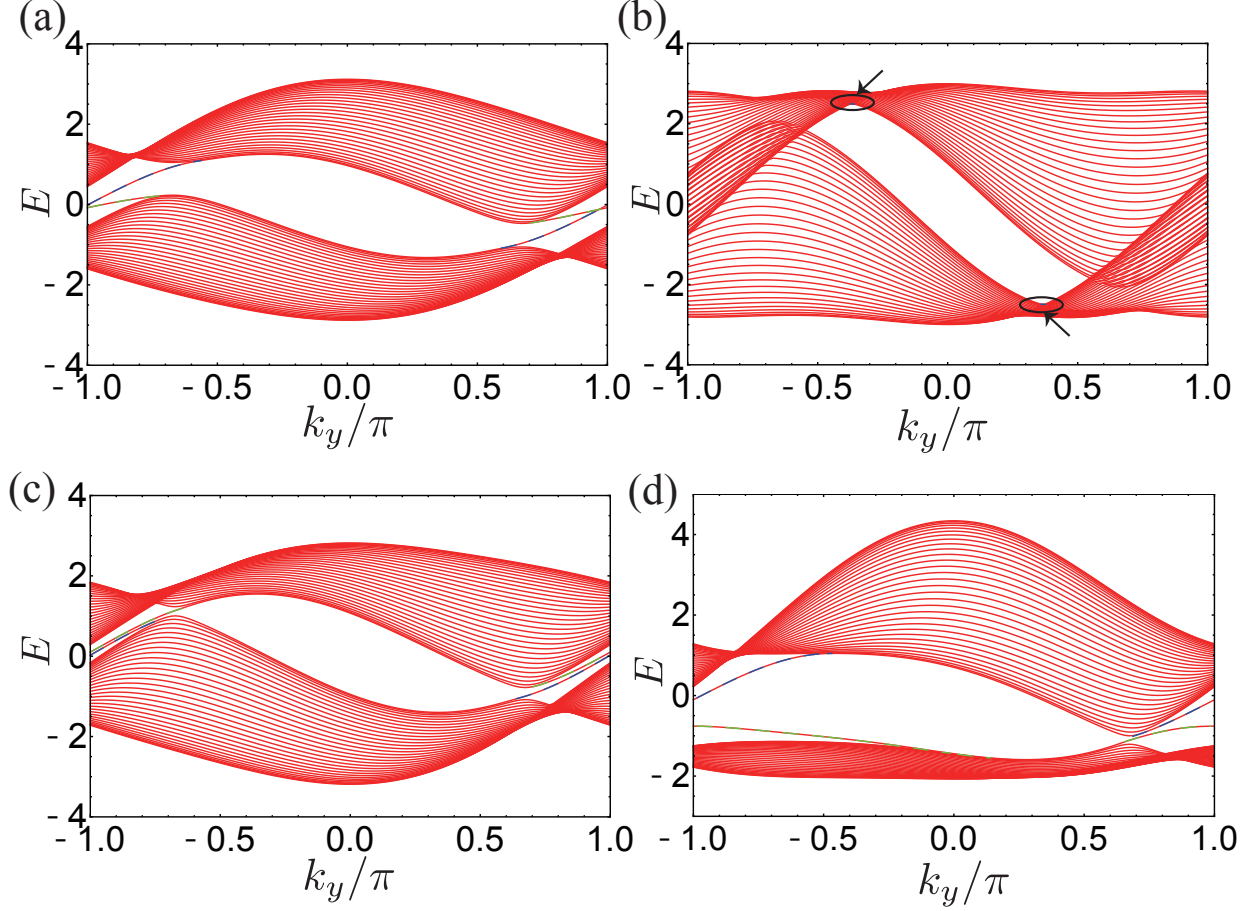


FIG. 6. The band structures for the Haldane-type model on a cylinder with $(t_1, t_2, t_3, \phi, \phi') =$ (a) $(1, 0.2, 0.08, \frac{\pi}{2}, \frac{\pi}{3})$, (b) $(1, 0.5, 0.4, \frac{\pi}{2}, \frac{\pi}{2})$, (c) $(1, 0.2, 0.2, \frac{\pi}{2}, \frac{3\pi}{5})$, and (d) $(1, 0.2, 0.38, \frac{\pi}{2}, 0)$. Note that the panels (a) and (b) are for the TSM, (c) is for the normal semimetal, and (d) is for the normal insulator. Red solid lines are obtained by the numerical diagonalization of $\mathcal{H}(k_y)$ for $L_x = 32$, and blue and green broken lines are the exact solutions for the left and right edge modes, respectively. The black ellipses in the panel (b) highlight the regions where the left edge mode exists.

sarily lead to the emergence of the antichiral edge modes. In fact, it depends on the model parameters, meaning that the bulk-edge correspondence is broken down in these TSMs. The intuitive explanation of the bulk-edge correspondence is as follows: A non-vanishing Chern number is a consequence of a non-trivial topological structure of the wavefunctions of the valence band. Therefore, one can expect that, when an open boundary condition is imposed, the wavefunctions at the edges of the sample exhibit a peculiar behavior. This is nothing but the emergence of chiral or antichiral edge modes. However, surprisingly, there appears to be no antichiral edge mode for some parameters although the Chern number is non-vanishing. We have also found that the vanishing of the edge modes is associated with the overlapping between the upper and lower bands in TSMs. Actually, the overlapping obstructs the spectral flow from the lower band to the upper band such that the flow does not touch neither of the bands along the way. On the other hand, in the system with no open bound-

ary, the Chern number is well-defined on the two-dimensional momentum space, where the upper and lower bands are still separated by some forbidden region. These give an explanation of the breakdown of the bulk-edge correspondence.

As for the Haldane-type model, we have found that the antichiral edge modes can appear in not only the TSM phases but also the trivial phases. However, it is only in the TSM phases that the antichiral edge modes exhibit the spectral flow which connects the valence and conduction bands.

ACKNOWLEDGMENTS

The authors are grateful to the anonymous referee for the helpful comment on the relation between the vanishing of the edge modes and the overlapping between the bands. T. M. is supported by the JSPS KAKENHI, Grants No. JP17H06138 and No. JP20K14371, Japan.

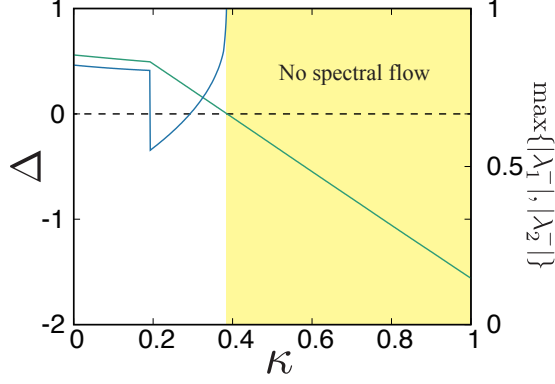


FIG. 7. The green line is Δ of Eq. (13) (the left vertical axis). The blue line is the maximum of $\{|\lambda_1^-|, |\lambda_2^-|\}$ (the right vertical axis). The black dashed line denotes $\Delta = 0$ for the left vertical axis. The jump of the blue line at $\kappa \sim 0.2$ is due to the difference between the two values of k_y^{\min} which give the minimum values Δ of the band separation. Since the present transfer matrix method is not applicable to extended states, we do not plot λ for k_y^{\min} which gives an extended state in the yellow region.

Appendix A: Review of the method to obtain exact edge solutions

In this appendix, we review the transfer matrix method [42] to obtain exact solutions of edge modes. As we have emphasized, this method is applicable to generic lattice models whose transfer matrix is given as a 4×4 matrix.

For concreteness, let us focus on the two-dimensional models. Namely, we consider a lattice model on a cylinder, where an open boundary condition and a periodic boundary condition are imposed, in the x and y directions, respectively. Annihilation operators of fermions on each unit cell are expressed by a two-component vector:

$$\Psi_{(\ell, m)} = \begin{pmatrix} c_{(\ell, m), 1} \\ c_{(\ell, m), 2} \end{pmatrix}, \quad (\text{A1})$$

where the indices 1 and 2 denote internal degrees of freedom.

Consider a tight-binding Hamiltonian:

$$H = \sum_{\ell, \ell'=1}^{L_x} \sum_{m, m'=1}^{L_y} \Psi_{(\ell, m)}^\dagger \hat{h}_{(\ell, m), (\ell', m')} \Psi_{(\ell', m')}, \quad (\text{A2})$$

where $\hat{h}_{(\ell, m), (\ell', m')}$ is a 2×2 matrix satisfying

$$\hat{h}_{(\ell, m), (\ell', m')} = 0, \text{ if } |\ell - \ell'| \geq 2, \quad (\text{A3})$$

and L_x (L_y) is the number of unit cells along the x (y) direction.

Due to the periodic boundary condition in the y direction, we can perform the Fourier transformation in the y direction:

$$c_{\ell, k_y, \alpha} = \frac{1}{\sqrt{L_y}} \sum_{m=1}^{L_y} e^{-ik_y m} c_{(\ell, m), \alpha} \quad (\text{A4})$$

with $\alpha = 1, 2$. The inverse Fourier transformation is

$$c_{(\ell, m), \alpha} = \frac{1}{\sqrt{L_y}} \sum_{k_y} e^{ik_y m} c_{\ell, k_y, \alpha}. \quad (\text{A5})$$

Substituting Eq. (A5) into Eq. (A2), we have

$$H = \sum_{k_y} \sum_{\ell, \ell'} \Psi_{\ell}^\dagger(k_y) [\mathcal{H}(k_y)]_{\ell, \ell'} \Psi_{\ell'}(k_y), \quad (\text{A6})$$

where

$$\Psi_{\ell}(k_y) = \begin{pmatrix} c_{\ell, k_y, 1} \\ c_{\ell, k_y, 2} \end{pmatrix}, \quad (\text{A7})$$

and $[\mathcal{H}(k_y)]_{\ell, \ell'}$ is a 2×2 matrix that can be written in general as

$$[\mathcal{H}(k_y)]_{\ell, \ell'} = B(k_y) \delta_{\ell, \ell'} + A(k_y) \delta_{\ell, \ell'-1} + A^\dagger(k_y) \delta_{\ell, \ell'+1}. \quad (\text{A8})$$

Let $[a^L(k_y)]^\dagger$ be the left edge mode which is written as

$$[a^L(k_y)]^\dagger = \sum_{\ell=1}^{L_x} \Psi_{\ell}^\dagger(k_y) \cdot \varphi_{\ell}(k_y) \quad (\text{A9})$$

with the amplitudes $\varphi_{\ell}(k_y)$. This operator $[a^L(k_y)]^\dagger$ satisfies the commutation relation

$$[H, [a^L(k_y)]^\dagger] = E(k_y) [a^L(k_y)]^\dagger, \quad (\text{A10})$$

where $E(k_y)$ is the eigenenergy of the edge mode. Then, substituting Eqs. (A8) and (A9) into Eq. (A10), we have

$$\begin{aligned} & A(k_y) \varphi_{\ell+1}(k_y) + A^\dagger(k_y) \varphi_{\ell-1}(k_y) + B(k_y) \varphi_{\ell}(k_y) \\ &= E(k_y) \varphi_{\ell}(k_y). \end{aligned} \quad (\text{A11})$$

In the following, we assume $\det A(k_y) \neq 0$. When $\det A(k_y) = 0$, we choose the model parameters to satisfy $\det A(k_y) \neq 0$, and we take the limit $\det A(k_y) \rightarrow 0$ by varying the parameters, after all the calculations are done. Equation (A11) can also be written as

$$\begin{pmatrix} \varphi_{\ell+1}(k_y) \\ \varphi_{\ell}(k_y) \end{pmatrix} = T(k_y) \begin{pmatrix} \varphi_{\ell}(k_y) \\ \varphi_{\ell-1}(k_y) \end{pmatrix}, \quad (\text{A12})$$

where the transfer matrix $T(k_y)$ is given by

$$T(k_y) = \begin{pmatrix} A^{-1}(k_y)[E(k_y)I_2 - B(k_y)] & -A^{-1}(k_y)A^\dagger(k_y) \\ I_2 & 0 \end{pmatrix}, \quad (\text{A13})$$

with the 2×2 identity matrix I_2 .

In the following, we abbreviate $T(k_y)$ as T , similarly $A = A(k_y)$, $B = B(k_y)$, and $E = E(k_y)$. To obtain the solution of φ_{ℓ} , let us consider the eigenvalue problem of T . We write $(\psi_1, \psi_2)^T$ for the eigenvector of the transfer matrix T , and λ for the eigenvalue. Here, ψ_1 and ψ_2 are two-component

vectors to be determined. Then, the eigenvalue equation can be written as

$$\begin{aligned} T \begin{pmatrix} \psi_1 \\ \psi_2 \end{pmatrix} &= \begin{pmatrix} A^{-1}[EI_2 - B]\psi_1 - A^{-1}A^\dagger\psi_2 \\ \psi_1 \end{pmatrix} \\ &= \lambda \begin{pmatrix} \psi_1 \\ \psi_2 \end{pmatrix}, \end{aligned} \quad (\text{A14})$$

We will construct the solutions of (A12) by using the eigenvectors of T . From the second row of Eq. (A14), we have $\psi_1 = \lambda\psi_2$. Substituting this into the first row, we have

$$A^{-1}[EI_2 - B]\lambda\psi_2 - A^{-1}A^\dagger\psi_2 = \lambda^2\psi_2. \quad (\text{A15})$$

If $\lambda = 0$, then one has $\psi_1 = 0$ and $A^{-1}A^\dagger\psi_2 = 0$. These imply $(\psi_1, \psi_2)^T = 0$. Thus, one has $\lambda \neq 0$. Using Eq. (A15) and its hermitian conjugate, it can be found that the four solutions of the eigenvalue equation of T are given as [32, 42]

$$\lambda_1, \frac{1}{\lambda_1^*}, \lambda_2, \frac{1}{\lambda_2^*}. \quad (\text{A16})$$

Let us consider the left edge mode for which the eigenvalue λ must satisfy $0 < |\lambda| < 1$ because $\varphi_\ell \rightarrow 0$ as $\ell \rightarrow \infty$. Therefore, from (A16), we want to find the two eigenvalues, λ_1 and λ_2 , which satisfy $0 < |\lambda_i| < 1$, $i = 1, 2$. Namely, the left edge mode is constructed by the two eigenvectors of T with the eigenvalues, λ_1 and λ_2 .

Using $\psi_1 = \lambda\psi_2$, we write $(\lambda_j\chi_j, \chi_j)$ for the eigenvector of T with the eigenvalue λ_j , $j = 1, 2$. Then, the left edge mode satisfying Eq. (A12) can be written as

$$\begin{pmatrix} \varphi_\ell \\ \varphi_{\ell-1} \end{pmatrix} = d_1\lambda_1^{\ell-1} \begin{pmatrix} \lambda_1\chi_1 \\ \chi_1 \end{pmatrix} + d_2\lambda_2^{\ell-1} \begin{pmatrix} \lambda_2\chi_2 \\ \chi_2 \end{pmatrix}, \quad (\text{A17})$$

where d_1 and d_2 are coefficients. These two coefficients can be determined by taking into account the Dirichlet boundary condition at the left edge, i.e., $\varphi_0 = 0$. This leads to

$$d_1\chi_1 + d_2\chi_2 = 0. \quad (\text{A18})$$

The key observation is that, to obtain the nontrivial solution (i.e., the solution other than $d_1 = d_2 = 0$), two vectors χ_1 and χ_2 have to be parallel to each other, i.e., $\chi_1 = C\chi_2$ holds with C being the constant. Setting $C = 1$ and substituting this relation into Eq. (A15), one has

$$A^{-1}(EI_2 - B)\lambda_1\chi_1 - A^{-1}A^\dagger\chi_1 = \lambda_1^2\chi_1, \quad (\text{A19})$$

and

$$A^{-1}(EI_2 - B)\lambda_2\chi_1 - A^{-1}A^\dagger\chi_1 = \lambda_2^2\chi_1. \quad (\text{A20})$$

By further subtracting (A20) from (A19), one has

$$A^{-1}(EI_2 - B)(\lambda_1 - \lambda_2)\chi_1 = (\lambda_1^2 - \lambda_2^2)\chi_1. \quad (\text{A21})$$

In the following, we assume $\lambda_1 \neq \lambda_2$. If necessary, we take the limit $\lambda_1 - \lambda_2 \rightarrow 0$ from $\lambda_1 \neq \lambda_2$. Equation (A21) indicates that χ_1 is the eigenvector of $A^{-1}(EI_2 - B)$ with the eigenvalue $\lambda_1 + \lambda_2$, if $\lambda_1 \neq \lambda_2$. Further, combining this fact and

(A19), we find that χ_1 is the eigenvector of $A^{-1}A^\dagger$ with the eigenvalue $\lambda_1\lambda_2$. This is crucial because $A^{-1}A^\dagger$ is a 2×2 matrix which does not contain the unknown energy eigenvalue E , thus its eigenvalues and eigenvectors can always be obtained exactly, without assigning any special conditions.

To proceed further with the analysis, let \mathbf{u}_j ($j = 1, 2$) be the eigenvector of $A^{-1}A^\dagger$ whose eigenvalue is μ_j . Then, the energy eigenvalue E can be determined so that \mathbf{u}_j becomes the eigenvector of $A^{-1}(EI_2 - B)$ as well. This can be achieved by solving a linear equation with respect to E :

$$[\mathbf{u}_j]_2[A^{-1}(EI_2 - B)\mathbf{u}_j]_1 = [\mathbf{u}_j]_1[A^{-1}(EI_2 - B)\mathbf{u}_j]_2, \quad (\text{A22})$$

where $[\cdots]_l$ stands for the l -th component of the vector. Then, the remaining task is to check whether the decaying solution exists or not. Let η_j be the eigenvalue of $A^{-1}(EI_2 - B)$ whose eigenvector is \mathbf{u}_j . Then, using $\eta_j = \lambda_1 + \lambda_2$ and $\mu_j = \lambda_1\lambda_2$, we have

$$\lambda_1^j = \frac{\eta_j}{2} + \sqrt{\frac{\eta_j^2}{4} - \mu_j}, \quad (\text{A23a})$$

and

$$\lambda_2^j = \frac{\eta_j}{2} - \sqrt{\frac{\eta_j^2}{4} - \mu_j}. \quad (\text{A23b})$$

The conditions, $|\lambda_1| < 1$ and $|\lambda_2| < 1$, must be satisfied simultaneously for the existence of the solution.

So far, we have explained the derivation of the left edge mode. The same method can be applied to derive the right edge mode, as we outline below. Similarly to Eq. (A12), the eigenvalue equation can be written as

$$\begin{pmatrix} \varphi_{\ell-1} \\ \varphi_\ell \end{pmatrix} = \tilde{T} \begin{pmatrix} \varphi_\ell \\ \varphi_{\ell+1} \end{pmatrix} \quad (\text{A24})$$

with

$$\tilde{T} = \begin{pmatrix} (A^\dagger)^{-1}(EI_2 - B) & -(A^\dagger)^{-1}A \\ I_2 & 0 \end{pmatrix}. \quad (\text{A25})$$

Using the two eigenvectors $\tilde{\chi}_j$ of \tilde{T} with the eigenvalue $\tilde{\lambda}_j$, $j = 1, 2$, the right edge mode can be written as

$$\begin{pmatrix} \varphi_{\ell-1} \\ \varphi_\ell \end{pmatrix} = \tilde{d}_1\tilde{\lambda}_1^{L_x-\ell+1} \begin{pmatrix} \tilde{\lambda}_1\tilde{\chi}_1 \\ \tilde{\chi}_1 \end{pmatrix} + \tilde{d}_2\tilde{\lambda}_2^{L_x-\ell+1} \begin{pmatrix} \tilde{\lambda}_2\tilde{\chi}_2 \\ \tilde{\chi}_2 \end{pmatrix}, \quad (\text{A26})$$

with the coefficients, \tilde{d}_1 and \tilde{d}_2 , where the eigenvalues $\tilde{\lambda}_j$ satisfy $|\tilde{\lambda}_j| < 1$, $j = 1, 2$. This solution is set to satisfy the Dirichlet boundary condition at the right edge, i.e., $\varphi_{L_x+1} = 0$. Then, following the same procedure as that for the left edge mode, we can find the exact solution of the right edge mode by setting E so that the simultaneous eigenvector of $(A^\dagger)^{-1}A$ and $(A^\dagger)^{-1}(EI_2 - B)$ exists, and that the resulting $\tilde{\lambda}_1$ and $\tilde{\lambda}_2$ satisfy $|\tilde{\lambda}_1|, |\tilde{\lambda}_2| < 1$. We note that $(A^\dagger)^{-1}A = (A^{-1}A^\dagger)^{-1}$ holds, so these two matrices have common eigenvectors, \mathbf{u}_j , and the corresponding eigenvalues are $\frac{1}{\mu_j}$.

Appendix B: Exact solutions of the edge modes

In this appendix, we describe the derivation of the exact solutions of the edge modes for the QWZ-type model and the Haldane-type model.

1. Qi-Wu-Zhang-type model

a. Left edge mode

In this model, the eigenvalues of $A^{-1}A^\dagger$ are given in Eq. (12). The corresponding eigenvectors are

$$\mathbf{u}_\pm = \begin{pmatrix} i\alpha_1(t_1 - \alpha_3) \\ \pm|\alpha_1|\sqrt{\alpha_3^2 - t_1^2} \end{pmatrix}. \quad (\text{B1})$$

Using (B1), we can solve Eq. (A22), and we have

$$\begin{aligned} E_\pm^L &= -2m_0t_1 - 2t_1 \cos k_y + 2t_2 \sin k_y \\ &\pm 2\text{sgn}(\alpha_1) \frac{\alpha_2 \sqrt{\alpha_3^2 - t_1^2} \sin k_y}{\alpha_3}. \end{aligned} \quad (\text{B2}) \quad \text{with}$$

$$P_\pm = \alpha_1(\alpha_3 - t_1) [(\alpha_3 - t_1)(-E_\pm^L + 2\alpha_3m_0 + 2\alpha_3 \cos k_y) + 2(\alpha_1\alpha_2 + \alpha_3t_2 - t_1t_2) \sin k_y], \quad (\text{B4a})$$

and

$$Q_\pm = \sqrt{\alpha_3^2 - t_1^2} |\alpha_1| [\alpha_1(E_\pm^L + 2\alpha_3m_0 + 2\alpha_3 \cos k_y) - 2(\alpha_2\alpha_3 - t_1\alpha_2 + \alpha_1t_2) \sin k_y]. \quad (\text{B4b})$$

Using (12) and (B3), we can obtain λ_1^ξ and λ_2^ξ for $\xi = \pm$, and the edge solutions are obtained if $|\lambda_1^\xi| < 1$ and $|\lambda_2^\xi| < 1$ are satisfied for either $\xi = +$ or $\xi = -$.

b. Right edge mode

The right edge modes can be obtained in the same manner as the left edge mode. Here we summarize the results. Firstly, the dispersion relation is given as

$$E_\pm^R = E_\pm^L. \quad (\text{B5})$$

Secondly, the eigenvalues of $(A^\dagger)^{-1}[EI - B]$ are

$$\tilde{\eta}_\pm = \frac{\tilde{P}_\pm \pm \tilde{Q}_\pm}{\alpha_1(\alpha_3 - t_1)(\alpha_1^2 - \alpha_3^2 + t_1^2)} \quad (\text{B6})$$

with

$$\tilde{P}_\pm = \alpha_1(\alpha_3 - t_1) [(\alpha_3 - t_1)(-E_\pm^R + 2\alpha_3m_0 + 2\alpha_3 \cos k_y) - 2(\alpha_1\alpha_2 - \alpha_3t_2 + t_1t_2) \sin k_y], \quad (\text{B7a})$$

and

$$\tilde{Q}_\pm = \sqrt{\alpha_3^2 - t_1^2} |\alpha_1| [\alpha_1(E_\pm^R + 2\alpha_3m_0 + 2\alpha_3 \cos k_y) + 2(\alpha_2\alpha_3 - \alpha_2t_1 - \alpha_1t_2) \sin k_y]. \quad (\text{B7b})$$

Then, the edge solution can be found if $\tilde{\lambda}_1^\xi$ and $\tilde{\lambda}_2^\xi$ satisfy

$|\tilde{\lambda}_1^\xi| < 1$ and $|\tilde{\lambda}_2^\xi| < 1$ for either $\xi = +$ or $\xi = -$.

From Eq. (B2), it is clear that the eigenenergy becomes complex-valued when $|\alpha_3| < |t_1|$, i.e., the solution does not exist in this region, which coincides with the discussion in the main text.

To further determine the condition for the existence of the edge solution, we calculate the eigenvalues of $A^{-1}[EI - B]$. After some algebras, we have

$$\eta_\pm = \frac{P_\pm \mp Q_\pm}{\alpha_1(\alpha_3 - t_1)(\alpha_1^2 - \alpha_3^2 + t_1^2)} \quad (\text{B3})$$

2. Haldane-type model

a. Left edge mode

For this model, the explicit forms of A and B are

$$A = \begin{pmatrix} X & 0 \\ t_1 & Y \end{pmatrix}, \quad (\text{B8})$$

and

$$B = \begin{pmatrix} Z & V \\ V^* & W \end{pmatrix}, \quad (\text{B9})$$

where

$$X = t_2 \left[e^{-i\phi} + e^{i(\phi - k_y)} \right], \quad (\text{B10a})$$

$$Y = t_3 \left[e^{-i\phi'} + e^{i(\phi' - k_y)} \right], \quad (\text{B10b})$$

$$Z = 2t_2 \cos(\phi + k_y), \quad (\text{B10c})$$

$$W = 2t_3 \cos(\phi' + k_y), \quad (\text{B10d})$$

and

$$V = t_1(1 + e^{-ik_y}). \quad (\text{B10e})$$

For later use, we further introduce other four variables:

$$e^{i\theta_1} = \frac{X^*}{X}, \quad (\text{B11a})$$

$$e^{i\theta_2} = \frac{Y^*}{Y}, \quad (\text{B11b})$$

$$\alpha = \frac{t_1}{X}, \quad (\text{B11c})$$

and

$$\beta = \frac{t_1}{Y}. \quad (\text{B11d})$$

The eigenvalues of $A^{-1}A^\dagger$ are

$$\mu_{\pm} = \frac{e^{i\theta_1} + e^{i\theta_2} - \alpha\beta}{2} \pm \frac{\sqrt{(e^{i\theta_1} - e^{i\theta_2})^2 + \alpha^2\beta^2 - 2\alpha\beta(e^{i\theta_1} + e^{i\theta_2})}}{2}, \quad (\text{B12})$$

and the corresponding eigenvectors are

$$\mathbf{u}_{\pm} = \begin{pmatrix} \alpha \\ \mu_{\pm} - e^{i\theta_1} \end{pmatrix}. \quad (\text{B13})$$

The dispersion relation of the left edge mode can be determined by solving the linear equation of Eq. (A22), and the resulting dispersion relation is

$$E_{\pm}^L = \frac{G_{\pm}}{F_{\pm}} \quad (\text{B14})$$

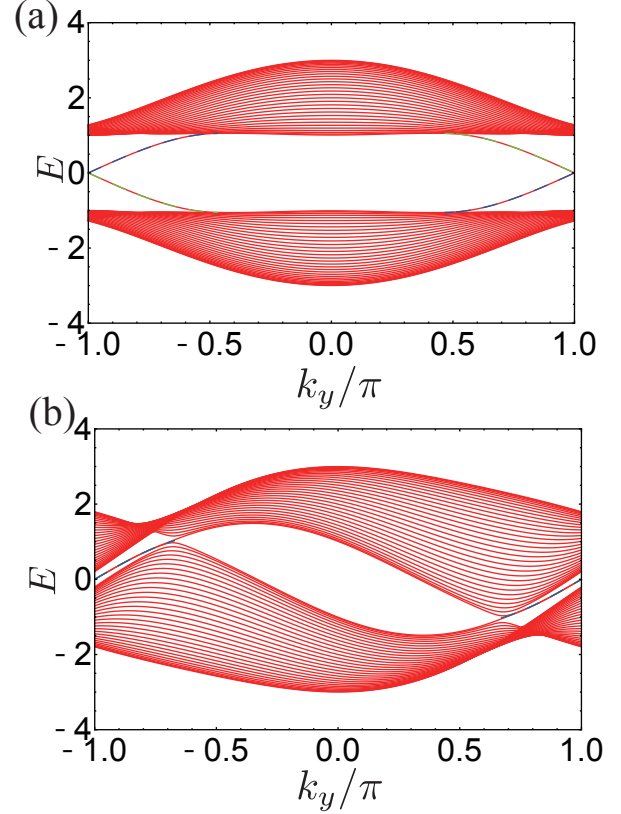


FIG. 8. Dispersion relations for $(t_1, t_2, t_3, \phi, \phi') =$ (a) $(1, 0.2, 0.2, \frac{\pi}{2}, -\frac{\pi}{2})$ (i.e., the Haldane model with $\phi = \frac{\pi}{2}$) and (b) $(1, 0.2, 0.2, \frac{\pi}{2}, \frac{\pi}{2})$ (i.e., the Colomés-Franz model). The colors of the lines indicate the same meaning as those in Fig. 6.

with

$$F_{\pm} = (X - Y)\alpha(\mu_{\pm} - e^{i\theta_1}) - t_1\alpha^2, \quad (\text{B15a})$$

and

$$G_{\pm} = -t_1\alpha^2 Z + (XW - YZ)\alpha(\mu_{\pm} - e^{i\theta_1}) + \alpha^2 XV^* - \alpha(\mu_{\pm} - e^{i\theta_1})t_1 V - YV(\mu_{\pm} - e^{i\theta_1})^2. \quad (\text{B15b})$$

Further, the eigenvalue of $A^{-1}(E_{\pm}I - B)$ can be obtained as

$$\eta_{\pm} = \frac{[A^{-1}(E_{\pm}I - B)\mathbf{u}_{\pm}]_1}{[\mathbf{u}_{\pm}]_1} = \frac{E_{\pm} - Z}{X} - \frac{V(\mu_{\pm} - e^{i\theta_1})}{\alpha X}. \quad (\text{B16})$$

We can then derive λ_1^{\pm} and λ_2^{\pm} by using Eqs. (A23a) and (A23b). If $|\lambda_1^{\xi}| < 1$ and $|\lambda_2^{\xi}| < 1$ are satisfied for either $\xi = +$ or $\xi = -$, we adopt E_{ξ} as the dispersion of the left edge mode.

b. Right edge mode

The right edge mode can be obtained in the same manner as the left edge mode, so we summarize only the results as

follows: Firstly, the dispersion relation of the right edge mode is given as

$$E_{\pm}^R = \frac{\tilde{G}_{\pm}}{\tilde{F}_{\pm}} \quad (\text{B17})$$

with

$$\tilde{F}_{\pm} = \alpha(X^* - Y^*)(\mu_{\pm} - e^{i\theta_1}) + t_1(\mu_{\pm} - e^{i\theta_1})^2, \quad (\text{B18a})$$

and

$$\begin{aligned} \tilde{G}_{\pm} = & \alpha^2 X^* V^* + \alpha(X^* W - Y^* Z + t_1 V^*)(\mu_{\pm} - e^{i\theta_1}) \\ & - (Y^* V - t_1 W)(\mu_{\pm} - e^{i\theta_1})^2. \end{aligned} \quad (\text{B18b})$$

Secondly, the eigenvalues of $(A^\dagger)^{-1}(E_{\pm}I - B)$ are

$$\begin{aligned} \tilde{\eta}_{\pm} = & \frac{Y^*(E_{\pm}^R - Z) + t_1 V^*}{X^* Y^*} \\ & - \frac{[Y^* V + t_1(E_{\pm}^R - W)](\mu_{\pm} - e^{i\theta_1})}{\alpha X^* Y^*}. \end{aligned} \quad (\text{B19})$$

The solution can be found if $\tilde{\lambda}_1^{\xi}$ and $\tilde{\lambda}_2^{\xi}$ satisfy $|\tilde{\lambda}_1^{\xi}| < 1$ and $|\tilde{\lambda}_2^{\xi}| < 1$ for either $\xi = +$ or $\xi = -$.

c. Dispersion relations for some model parameters

Although the dispersion relations of Eqs. (B14) and (B17) are exact for generic parameters, their forms are fairly com-

plicated. Nevertheless, the simple forms of the dispersion relations can be obtained for some special model parameters.

Firstly, for the original Haldane model with $\phi = \pi/2$, $\phi' = -\pi/2$ and $t_2 = t_3$, the dispersion relation of the left edge mode and of the right edge mode are given as

$$E^L(k_y) = -E^R(k_y) = -\frac{6|t_1|t_2 \sin k_y}{\sqrt{t_1^2 + 8t_2^2(1 - \cos k_y)}}. \quad (\text{B20})$$

Note that this result was already obtained under a certain *Ansatz* in Ref. 37.

Secondly, for the Colomés-Franz model with $\phi = \phi'$ and $t_2 = t_3$, the dispersion relations of the left edge mode and of the right edge mode are

$$E^L(k_y) = E^R(k_y) = -2t_2 \cos \phi(2 + \cos k_y) - 6t_2 \sin \phi \sin k_y. \quad (\text{B21})$$

It is worth noting that $E(k_y)$ does not depend on t_1 , unlike the case of the Haldane model.

The comparison with the numerical results and the present exact solutions is shown in Fig. 8, where we see good agreement.

-
- [1] M. Z. Hasan and C. L. Kane, Rev. Mod. Phys. **82**, 3045 (2010).
 - [2] X.-L. Qi and S.-C. Zhang, Rev. Mod. Phys. **83**, 1057 (2011).
 - [3] B. I. Halperin, Phys. Rev. B **25**, 2185 (1982).
 - [4] Y. Hatsugai, Phys. Rev. Lett. **71**, 3697 (1993).
 - [5] T. Mizoguchi and T. Koma, Phys. Rev. B **99**, 184418 (2019).
 - [6] P. Elbau and G. M. Graf, Commun. Math. Phys. **229**, 415 (2002).
 - [7] D. Hsieh, D. Qian, L. Wray, Y. Xia, Y. S. Hor, R. J. Cava, and M. Z. Hasan, Nature **452**, 970 (2008).
 - [8] D. Hsieh, Y. Xia, L. Wray, D. Qian, A. Pal, J. H. Dil, J. Osterwalder, F. Meier, G. Bihlmayer, C. L. Kane, Y. S. Hor, R. J. Cava, and M. Z. Hasan, Science **323**, 919 (2009).
 - [9] S. Mao and Y. Kuramoto, Phys. Rev. B **83**, 085114 (2011).
 - [10] Y. Xu, R.-L. Chu, and C. Zhang, Phys. Rev. Lett. **112**, 136402 (2014).
 - [11] X. Ying and A. Kamenev, Phys. Rev. Lett. **121**, 086810 (2018).
 - [12] M. Bahari and M. V. Hosseini, Phys. Rev. B **99**, 155128 (2019).
 - [13] L. K. Upreti, C. Evain, S. Randoux, P. Suret, A. Amo, and P. Delplace, arXiv:1907.09914.
 - [14] S. Murakami, New J. Phys. **9**, 356 (2007).
 - [15] O. Vafeek and A. Vishwanath, Annu. Rev. Condens. Matter Phys. **5**, 83 (2014).
 - [16] N. P. Armitage, E. J. Mele, and A. Vishwanath, Rev. Mod. Phys. **90**, 015001 (2018).
 - [17] C. Fang, Y. Chen, H.-Y. Kee, and L. Fu, Phys. Rev. B **92**, 081201(R) (2015).
 - [18] A. Yamakage, Y. Yamakawa, Y. Tanaka, and Y. Okamoto, J. Phys. Soc. Jpn. **85**, 013708 (2016).
 - [19] E. Colomés and M. Franz, Phys. Rev. Lett. **120**, 086603 (2018).
 - [20] M. Vila, N. T. Hung, S. Roche, and R. Saito, Phys. Rev. B **99**, 161404(R) (2019).
 - [21] S. Mandal, R. Ge, and T. C. H. Liew, Phys. Rev. B **99**, 115423 (2019).
 - [22] C. Wang, L. Zhang, P. Zhang, J. Song, and Y.-X. Li, Phys. Rev. B **101**, 045407 (2020).
 - [23] D. Bhowmick and P. Sengupta, Phys. Rev. B **101**, 195133 (2020).
 - [24] M. M. Denner, J. L. Lado, and O. Zilberberg, Phys. Rev. Research **2**, 043190 (2020).
 - [25] Y. Yang, D. Zhu, Z. Hang, and Y. Chong, Sci. China Phys. Mech. Astron. **64**, 257011 (2021).
 - [26] J. Chen, W. Liang, and Z.-Y. Li, Phys. Rev. B **101**, 214102 (2020).
 - [27] P. Zhou, G.-G. Liu, Y. Yang, Y.-H. Hu, S. Ma, H. Xue, Q. Wang, L. Deng, and B. Zhang, Phys. Rev. Lett. **125**, 263603 (2020).
 - [28] E. Prodan and H. Schulz-Baldes, *Bulk and boundary invariants for complex topological insulators: From K-theory to physics* (Springer Int. Pub., Szwitzerland, 2016).

- [29] G. M. Graf and J. Shapiro, *Commun. Math. Phys.* **363**, 829 (2018).
- [30] D. H. Lee and J. D. Joannopoulos, *Phys. Rev. B* **23**, 4988 (1981).
- [31] Y. Hatsugai, *Phys. Rev. B* **48**, 11851 (1993).
- [32] L. Molinari, *J. Phys. A: Math. Gen.* **30**, 983 (1997).
- [33] H. Schulz-Baldes, J. Kellendonk, and T. Richter, *J. Phys.* **A33** L27-L32 (2000).
- [34] J. Kellendonk, T. Richter, and H. Schulz-Baldes, *Rev. Math. Phys.* **14**, 87-119 (2002).
- [35] J. C. Y. Teo, L. Fu, and C. L. Kane, *Phys. Rev. B* **78**, 045426 (2008).
- [36] S. Mao, Y. Kuramoto, K.-I. Imura, and A. Yamakage, *J. Phys. Soc. Jpn.* **79**, 124709 (2010).
- [37] Z. Huang and D. P. Arovas, arXiv:1205.6266.
- [38] H. Doh, G. S. Jeon, and H. J. Choi, arXiv:1408.4507.
- [39] V. Dwivedi and V. Chua, *Phys. Rev. B* **93**, 134304 (2016).
- [40] P. A. Pantaleón and Y. Xian, *J. Phys.: Condens. Matter* **29**, 295701 (2017).
- [41] F. K. Kunst, G. van Miert, and E. J. Bergholtz, *Phys. Rev. B* **99**, 085426 (2019); *Phys. Rev. B* **99**, 085427 (2019).
- [42] T. Mizoguchi, T. Koma, and Y. Yoshida, *Phys. Rev. B* **101**, 014442 (2020).
- [43] X.-L. Qi, Y.-S. Wu, and S.-C. Zhang, *Phys. Rev. B* **74**, 085308 (2006).
- [44] F. D. M. Haldane, *Phys. Rev. Lett.* **61**, 2015 (1988).
- [45] V. M. Yakovenko, *Phys. Rev. Lett.* **65**, 251 (1990).
- [46] T. Fukui, Y. Hatsugai, and H. Suzuki, *J. Phys. Soc. Jpn.* **74**, 1674 (2005).