

Automatically Building Diagrams for Olympiad Geometry Problems

Ryan Krueger¹[0000–0001–6856–0248], Jesse Michael Han², and Daniel Selsam³

¹ University of Oxford, Oxford, UK

² University of Pittsburgh, Pittsburgh PA, USA

³ Microsoft Research, Redmond WA, USA

Abstract. We present a method for automatically building diagrams for olympiad-level geometry problems and implement our approach in a new open-source software tool, the Geometry Model Builder (GMB). Central to our method is a new domain-specific language, the Geometry Model-Building Language (GMBL), for specifying geometry problems along with additional metadata useful for building diagrams. A GMBL program specifies (1) how to parameterize geometric objects (or sets of geometric objects) and initialize these parameterized quantities, (2) which quantities to compute directly from other quantities, and (3) additional constraints to accumulate into a (differentiable) loss function. A GMBL program induces a (usually) tractable numerical optimization problem whose solutions correspond to diagrams of the original problem statement, and that we can solve reliably using gradient descent. Of the 39 geometry problems since 2000 appearing in the International Mathematical Olympiad, 36 can be expressed in our logic and our system can produce diagrams for 94% of them on average. To the best of our knowledge, our method is the first in automated geometry diagram construction to generate models for such complex problems.

1 Introduction

Automated theorem provers for Euclidean geometry often use numerical models (*i.e.* diagrams) for heuristic reasoning, *e.g.* for conjecturing subgoals, pruning branches, checking non-degeneracy conditions, and selecting auxiliary constructions. However, modern solvers rely on diagrams that are either supplied manually [7, 23] or generated automatically via methods that are severely limited in scope [12]. Motivated by the IMO Grand Challenge, an ongoing effort to build an AI that can win a gold medal at the International Mathematical Olympiad (IMO), we present a method for expressing and solving olympiad-level systems of geometric constraints.

Historically, algebraic methods are the most complete and performant for automated geometry diagram construction but suffer from degenerate solutions

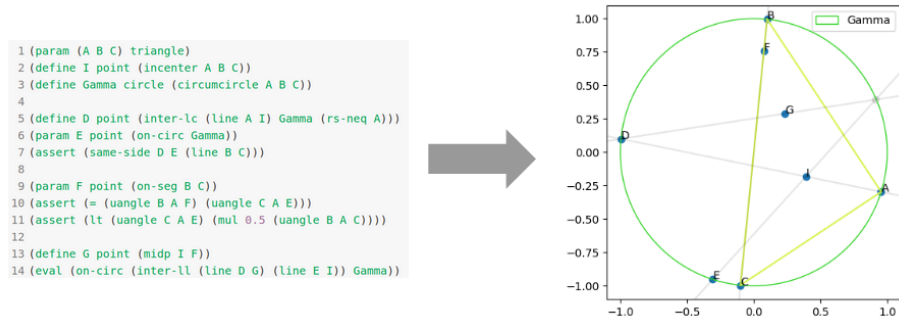


Fig. 1: An example GMBL program and corresponding diagram generated by the GMB for IMO 2010 Problem 2.

and, in the numerical case, non-convexity. These methods are restricted to relatively simple geometric configurations as poor local minima arise via large numbers of parameters. Moreover, degenerate solutions manifest as poor distributions for the vertices of geometric objects (*e.g.* a non-sensical triangle) as well as intersections of objects at more than one point (*e.g.* lines and circles, circles and circles).

We constructed a domain-specific language (DSL), the Geometry Model-Building Language (GMBL), to express geometry problems whose semantics induce tractable numerical optimization problems. The GMBL includes a set of commands with which users introduce geometric objects and constraints between these objects. There is a direct interpretation from these commands to the parameterization of geometric objects, the computation of geometric quantities from existing ones, and additional numerical constraints. The GMBL employs *root selector* declarations to disambiguate multiple solution problems, *reparameterizations* both to reduce the number of parameters and increase uniformity in model variance, and *joint distributions* for geometric objects that are susceptible to degeneracy (*i.e.* triangles and polygons). Our DSL treats points, lines, and circles as first-class citizens, and the language can be easily extended to support additional high-level features in terms of these primitives.

We provide an implementation of our method, the Geometry Model Builder (GMB), that compiles GMBL programs into Tensorflow computation graphs [1] and generates models via off-the-shelf, gradient-based optimization. Figure 2 demonstrates an overview of this implementation. Experimentally, we find that the GMBL sufficiently reduces the parameter space and mitigates degeneracy to make our target geometry amenable to numerical optimization. We tested our method on all IMO geometry problems since 2000 ($n = 39$), of which 36 can be expressed as GMBL programs. Using default parameters, the GMB finds a single model for 94% of these 36 problems in an average of 27.07 seconds. Of the problems for which our program found a model and the goal of the problem could be stated in our DSL, the goal held in the final model 86% of the time.

All code is available on GitHub⁴ with which users can write GMBL programs and generate diagrams. Our program can be run both as a command-line tool for integration with theorem provers or as a locally-hosted web server.

2 Background

Here we provide an overview of olympiad-level geometry problem statements, as well as several challenges presented by the associated constraint problems.

2.1 Olympiad-Level Geometry Problem Statements

IMO geometry problems are stated as a sequential introduction of potentially-constrained geometric objects, as well as additional constraints between entities. Such constraints can take one of two forms: (1) *geometric* constraints describe the relative position of geometric entities (*e.g.* two lines are parallel) while (2) *dimensional* constraints enforce specific numerical values (*e.g.* angle, radius). Lastly, problems end with a goal (or set of goals) typically in the form of geometric or dimensional constraints. The following is an example from IMO 2009:

Let ABC be a triangle with circumcentre O . The points P and Q are interior points of the sides CA and AB , respectively. Let K , L , and M be the midpoints of the segments BP , CQ , and PQ , respectively, and let Γ be the circle passing through K , L , and M . Suppose that the line PQ is tangent to the circle Γ . Prove that $OP = OQ$.

(IMO 2009 P2)

This problem introduces ten named geometric objects and has a single goal.

Note that this class of problems does not admit a mathematical description but rather is defined empirically (*i.e.* as those problems selected for olympiads). The overwhelming majority of these problems are of a particular type – plane geometry problems that can be expressed as problems in nonlinear real arithmetic (NRA). However, while NRA is technically decidable, olympiad problems tend to be littered with order constraints and complex constructions (*e.g.* mixtilinear incenter) and be well beyond the capability of existing algebraic methods. On the other hand, they are selected to admit elegant, human-comprehensible proofs. It is this class of problems for which the GMBL was designed to express; though rare, any particular olympiad geometry problem is not guaranteed to be of this type and therefore is not necessarily expressible in the GMBL.

2.2 Challenge: Globally Coupled Constraints

A naïve approach to generate models would incrementally instantiate objects via their immediate constraints. For (IMO 2009 P2), this would work as follows:

1. Sample points A , B , and C .

⁴ <https://github.com/rkruegs123/geo-model-builder>

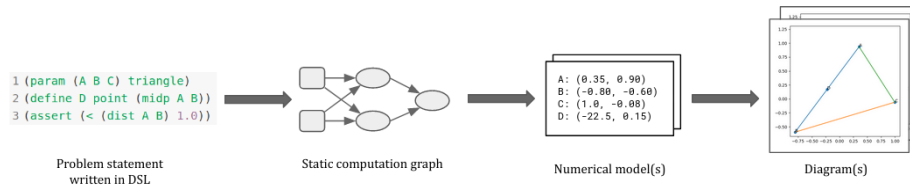


Fig. 2: An overview of our method. Our program takes as input a GMBL program and translates it to a set of real-valued parameters and differentiable losses in the form of a static computation graph. We then apply gradient-based optimization to obtain numerical models and display them as diagrams.

2. Compute O as the circumcenter of $\triangle ABC$.
3. Sample P and Q on the segments CA and AB , respectively.
4. Compute K , L , and M as the midpoints of BP , CQ , and PQ , respectively.
5. Compute Γ as the circle defined by K , L , and M .

Immediately we see a problem – there is no guarantee that PQ is tangent to Γ in the final model. Indeed, the constraints of (IMO 2009 P2) are quite globally coupled – the choice of P partially determines the circle Γ to which PQ must be tangent, and every choice of $\triangle ABC$ does not even admit a pair P and Q satisfying this constraint. This is an example of the frequent *non-constructive* nature of IMO geometry problems. When there is no obvious reparameterization to avoid downstream effects, all constraints must be considered *simultaneously* rather than incrementally or as a set of smaller local optimization problems.

2.3 Challenge: Root Resolution

Even in the constructive case, local optimization is not necessarily sufficient given that multiple solutions can exist for algebraic constraints. More specifically, two circles or a circle and a line intersect at up to two distinct points and in a problem that specifies each distinct intersection point, the correct root to assign is generally not locally deducible. Without global information, this can lead to poor initializations becoming trapped in local minima. The GMBL accounts for this by including a set of explicit *root selectors* as described in Section 3.3. These root selectors provide global information for selecting the appropriate point from a set of multiple solutions to a system of equations. The prototypical example of this challenge is presented in Appendix D.

3 Methods

In this section we present the GMBL and GMB in detail. In our presentation, we make use of the following notation and definitions:

- The **type** of a geometric object can be one of (1) **point**, (2) **line**, or (3) **circle**. We denote the **type** of a real-valued number as **number**.

- We use $\langle \rangle$ to denote an instance of a type.
- A `name` is a string value that refers to a geometric object.

3.1 GMBL: Overview

The GMBL is a DSL for expressing olympiad-level geometry problems that losslessly induces a numerical optimization problem. It consists of four *commands*, each of which has a direct interpretation regarding the accumulation of (1) real-valued parameters and (2) differentiable losses in terms of these parameters:

1. `param`: assigns a `name` to a new geometric object parameterized either by a default or optionally supplied parameterization
2. `define`: assigns a `name` to an object computed in terms of existing ones
3. `assert`: imposes an additional constraint (*i.e.* differentiable loss value)
4. `eval`: evaluates a given constraint in the final model(s)

Table 1 provides a summary of their usage. The GMBL includes an extensible library of *functions* and *predicates* with which commands are written. Notably, this library includes a notion of *root selection* to explicitly resolve the selection of roots to systems of equations with multiple solutions.

3.2 GMBL: Commands

In the following, we describe in more detail the usage of each command and their roles in constructing a tractable numerical optimization problem.

`param` accepts as arguments a `string`, a `type`, and an *optional* parameterization. This introduces a geometric object that is parameterized either by the default parameterization for $\langle \text{type} \rangle$ or by the supplied method. Each primitive geometric type has the following default parameterization:

- `point`: parameterized by its x- and y-coordinates
- `line`: parameterized by two points that define the line
- `circle`: parameterized by its origin and radius

Optional parameterizations embody our method’s use of *reparameterization* to decrease the number of parameters and increase model diversity. For example, consider a point \mathbf{C} on the line \overleftrightarrow{AB} that is subject to additional constraints. Rather than optimizing over the x- and y-coordinates of \mathbf{C} , we can express \mathbf{C} in terms of a single value z that scales \mathbf{C} ’s placement on the line \overleftrightarrow{AB} .

In addition to the standard usage of `param` outlined above, the GMBL includes an important variant of this command to introduce sets of points that form triangles and polygons. This variant accepts as arguments (1) a *list* of point names, and (2) a *required* parameterization (see Table 1). This *joint* parameterization of triangles and polygons further prevents degeneracy. For example, to initialize a triangle $\triangle ABC$, we can sample the vertices from normal distributions with means at distinct thirds of the unit circle. This method minimizes the

Table 1: An overview of usage for the four commands.

Command	Usage
	(param <string> <type> <optional-parameterization>)
param	or
	(param (<string>, ..., <string>) <parameterization>)
define	(define <string> <type> <value>)
assert	(assert <predicate>)
eval	(eval <predicate>)

sampling of triangles with extreme angle values, as well as allows for explicit control over the distribution of acute vs. obtuse triangles by adjusting the standard deviations. Appendix C includes a list of all available parameterizations.

define accepts as arguments a **string**, a **type**, and a **value** that is one of **<point>**, **<line>**, or **<circle>**. This command serves as a basic assignment operator and is useful for caching commonly used values. The functions described in Section 3.3 are used to construct **<value>** from existing geometric objects.

assert accepts a single **predicate** and imposes it as an additional constraint on the system. This is achieved by translating the **predicate** to a set of algebraic values and registering them as losses. This command does not introduce any *new* geometric objects and can only refer to those already introduced by **param** or **define**. Notably, dimensional constraints and negations are always enforced via **assert**. Detail on supported predicates is presented in Section 3.3.

eval, like **assert**, accepts a single **predicate** and therefore does not introduce any new geometric objects. However, unlike **assert**, the corresponding algebraic values are evaluated and returned with the final model rather than registered as losses and enforced via optimization. This command is most useful for those interested in integrating the GMBL with theorem provers.

3.3 GMBL: Functions and Predicates

The second component of our DSL is a set of functions and predicates for constructing arguments to the commands outlined above. Functions construct new geometric objects and numerical values whereas predicates describe relationships between them. Our DSL includes high-level abstractions for common geometric concepts in olympiad geometry (*e.g.* excircle, isotomic conjugate).

Functions in the GMBL employ a notion of *root selectors* to address the “multiple solutions problem” described in Section 2.3. In plane geometry, this problem typically manifests with multiple candidate **point** solutions, such as the intersection between a line and a circle. Root selectors control for this by allowing users to specify the appropriate **point** for functions with multiple solutions. Figure 3 demonstrates their usage in the functions **inter-lc** (intersection of a line and circle) and **inter-cc** (intersection of two circles).




Fig. 3: An example usage of root selectors to resolve the intersections of lines and circles, and circles and circles.

Importantly, arguments to predicates and functions can be specified with functions rather than named geometric objects. For a list of supported functions, predicates, and root selectors, refer to Appendices A, B, and C, respectively.

3.4 Auxiliary Losses

The optimization problem encoded by a GMBL program includes three additional loss values. Foremost, for every instance of a circle intersecting a line or other circle, we impose a loss value that ensures the two geometric objects indeed intersect. The final two, albeit opposing losses are intended to minimize global degeneracy. We impose one loss that minimizes the mean of all point norms to prevent exceptionally separate objects and a second to enforce a sufficient distance between points to maintain distinctness.

3.5 Implementation

We built the GMB, an open-source implementation that compiles GMBL programs to optimization problems and generates models. The GMB takes as input a GMBL program and processes each command in sequence to accumulate real-valued parameters and differentiable losses in a Tensorflow computation graph. After registering auxiliary losses, we apply off-the-shelf gradient-based local optimization to produce models of the constraint system. In summary, to generate N numerical models, our optimization procedure works as follows:

1. Construct computation graph by sequentially processing commands.
2. Register auxiliary losses.
3. Sample sets of initial parameter values and rank via loss value.
4. Choose (next) best initialization and optimize via gradient descent.
5. Repeat (4) until obtaining N models or the maximum # of tries is reached.

Table 2: An evaluation of our method’s ability to generate a single model for each of the 36 IMO problems encoded in our DSL. For each problem, 10 sets of initial parameters were sampled over which our program optimized up to three. All data shown are the average of three trials. The first row demonstrates results using default parameters ($\epsilon = 0.001$, learning rate = 0.1, # iterations = 5,000).

ϵ	Learning Rate	Iterations	% Success	% Goal Satisfaction	Time per Problem (s)		
					All	Fail	Success
0.001	0.1	5,000	93.52	85.84	27.07	223.51	14.72
0.01	0.1	5,000	92.60	84.71	26.86	229.71	14.43
0.001	0.01	5,000	88.88	86.32	27.54	137.85	14.33
0.001	0.1	10,000	92.59	86.02	34.78	287.51	15.43

Our program accepts as arguments (1) the # of models desired (default = 1), (2) the # of initializations to sample (default = 10), and (3) the max # of optimization tries (default = 3). Our program also accepts the standard suite of parameters for training a Tensorflow model, including an initial learning rate (default = 0.1), a decay rate (default = 0.7), the max # of iterations (default = 5000), and an epsilon value (default = 0.001) to determine stopping criteria.

4 Results

In this section, we present an evaluation of our method’s proficiency in three areas of expressing and solving olympiad-level geometry problems:

1. Expressing olympiad-level geometry problems as GMBL programs.
2. Generating models for these programs.
3. Preserving truths (up to tolerance) that are not directly optimized for.

Table 2 contains a summary of our results.

Our evaluation considers all 39 IMO geometry problems since 2000. Of these 39 problems, 36 can be expressed in our DSL. Those that we cannot encode involve variable numbers of geometric objects. For 32 of these 36 problems, we can express the goals as `eval` commands in the corresponding GMBL programs. The goals of the additional four problems are not expressible in our DSL, *e.g.* our DSL cannot express goals of the form “Find all possible values of $\angle ABC$.”

To evaluate (2) and (3), we conducted three trials in which we ran our program on each of the 36 encodings with varying sets of arguments. With default arguments, our program generated a single model for (on average) 94% of these problems. Our program ran for an average of 27.07 seconds for each problem but there is a stark difference between time to success and time to failure (14.72 vs 223.51 seconds) as failure entails completing all optimization attempts whereas

successful generation of a model terminates the program. We achieve similar success rates with more forgiving training arguments or a higher tolerance.

For use in automated theorem proving, it is essential that models generated by our tool not only satisfy the constraint problem up to tolerance but *also* any other truths that follow from the set of input constraints. The most immediate example of such a truth is the *goal* of a problem statement. Therefore, we used the goals of IMO geometry problems as a proxy for this ability by only checking the satisfaction of the goal in the final model (*i.e.* with an `eval` statement) rather than directly optimizing for it. In our experiments, we considered such a goal satisfied if it held up to $\epsilon * 10$ as it is reasonable to expect slightly higher floating-point error without explicit optimization. Using default parameters, the goal held up to tolerance in 86% of problems for which we found a model and could express the goal. This rate was similar across all other sets of arguments.

5 Future Work

Here we discuss various opportunities for improvement of our method.

Firstly, improvements could be made to our method of numerical optimization. While Tensorflow offers a convenient way of caching terms via a static computation graph and optimizing directly over this representation, there is not explicit support for *constrained* optimization. Because of this, arbitrary weights have to be assigned to each loss value. Though rare, this can result in false positives and negatives for the satisfaction of a constraint. Using an explicit constrained-optimization method (*e.g.* SLSQP) would enable the separation of soft constraints (*e.g.* maximizing the distance between points) and hard constraints (*e.g.* those enforced by `assert`), removing the need for arbitrary weights.

Secondly, cognitive overhead could be reduced as users are currently required to determine degrees of freedom; it would be far easier to write problem statements using only declarations of geometric objects and constraints between them, *e.g.* using only `assert`. This could be accomplished by treating our DSL as a low-level “instruction set” to which a higher-level language could be compiled. The main challenge of such a compiler would be appropriately identifying opportunities to reduce the degrees of freedom. To achieve this, the compiler would require a decision procedure for line and circle membership.

Lastly, we could improve our current treatment of distinctness. To prevent degenerate solutions, our method optimizes for object distinctness and rejects models with duplicates. However, there is the occasional problem for which a local optimum encodes two provably distinct points as equal up to floating point tolerance. There are many techniques that could be applied to this problem (*e.g.* annealing) though we do not consider them here as the issue is rare.

6 Related Work

Though many techniques for mechanized geometry diagram construction have been introduced over the decades, no method, to the best of our knowledge, can

produce models for more than a negligible fraction of olympiad problems. There exist many systems, built primarily for educational purposes, for interactively generating diagrams using ruler-and-compass constructions, *e.g.* GCLC [13], GeoGebra [11], Geometer’s Sketchpad [19], and Cinderella [18]. There are also non-interactive methods for deriving such constructions, *e.g.* GeoView [2] and program synthesis [9, 12]. However, as discussed in Section 2.2, very few olympiad problems can be described in such a form. Alternatively, Penrose is an early-stage system for translating mathematical descriptions to diagrams that relies on constrained numerical optimization and therefore does not suffer from this expressivity limitation [24]. However, this system lacks support for constraints with multiple roots, *e.g.* intersecting circles. There are more classical methods that similarly depart from constructive geometry. MMP/Geometer [8] translates the problem to a set of algebraic equations and uses numerical optimization (*e.g.* BFGS) and GEOTHER [21, 22] first translates a predicate specification into polynomial equations, decomposes this system into representative triangular sets, and obtains solutions for each set numerically. Neither of these programs are available to evaluate though we did test similar approaches using modern libraries (specifically: `sympy` [16] and `scipy` [20]) and both numerical and symbolic methods would almost always timeout on relatively simple olympiad problems.

Generating models for systems of geometric constraints is also a challenge in computer-aided design (CAD) for engineering diagram drawing. Recent efforts focus on graph-based synthetic methods, a subset of techniques concerned with ruler-and-compass constructions [3, 5, 6, 10, 14, 15, 17]. Most relevant to our method are Bettig and Shah’s “solution selectors” which, similar to root selectors in the GMBL, allow users to specify the configuration of a CAD model [4]. However, these solution selectors are purpose-built and do not generalize.

7 Conclusion

It is standard in GTP to rely on diagrams for heuristic reasoning but the scale of automatic diagram construction is limited. To enable efforts to build a solver for IMO geometry problems, we developed a method for building diagrams for olympiad-level geometry problems. Our method is based on the GMBL, a DSL for expressing geometry problems that induces (usually) tractable numerical optimization problems. The GMBL includes a set of commands that have a direct interpretation for accumulating real-valued parameters and differentiable losses. Arguments to these commands are constructed with a library of functions and predicates that includes notions of root selection, joint distributions, and reparameterizations to minimize degeneracy and the number of parameters. We implemented our approach in an open-source tool that translates GMBL programs to diagrams. Using this program, we evaluated our method on all IMO geometry problems since 2000. Our implementation reliably produces models; moreover, known truths that are not directly optimized for typically hold up to tolerance. By handling configurations of this complexity, our system clears a roadblock in GTP and provides a critical tool for undertakers of the IMO Grand Challenge.

References

1. M. Abadi, P. Barham, J. Chen, Z. Chen, A. Davis, J. Dean, M. Devin, S. Ghemawat, G. Irving, M. Isard, et al. Tensorflow: A system for large-scale machine learning. In *12th USENIX symposium on operating systems design and implementation (OSDI 16)*, pages 265–283, 2016.
2. Y. Bertot, F. Guillhot, and L. Pottier. Visualizing geometrical statements with GeoView. *Electronic Notes in Theoretical Computer Science*, 103:49–65, 2004.
3. B. Bettig and C. M Hoffmann. Geometric constraint solving in parametric computer-aided design. *Journal of computing and information science in engineering*, 11(2), 2011.
4. B. Bettig and J. Shah. Solution selectors: a user-oriented answer to the multiple solution problem in constraint solving. *J. Mech. Des.*, 125(3):443–451, 2003.
5. B. N. Freeman-Benson, J. Maloney, and A. Borning. An incremental constraint solver. *Communications of the ACM*, 33(1):54–63, 1990.
6. I. Fudos. *Constraint solving for computer aided design*. PhD thesis, Verlag nicht ermittelbar, 1995.
7. W. Gan, X. Yu, T. Zhang, and M. Wang. Automatically proving plane geometry theorems stated by text and diagram. *International Journal of Pattern Recognition and Artificial Intelligence*, 33(07):1940003, 2019.
8. X.-S. Gao and Q. Lin. Mmp/geometer—a software package for automated geometric reasoning. In *International Workshop on Automated Deduction in Geometry*, pages 44–66. Springer, 2002.
9. S. Gulwani, V. A. Korthikanti, and A. Tiwari. Synthesizing geometry constructions. *ACM SIGPLAN Notices*, 46(6):50–61, 2011.
10. C. M. Hoffmann and R. Joan-Arinyo. Parametric modeling. In *Handbook of computer aided geometric design*, pages 519–541. Elsevier, 2002.
11. M. Hohenwarter and M. Hohenwarter. GeoGebra.
12. S. Itzhaky, S. Gulwani, N. Immerman, and M. Sagiv. Solving geometry problems using a combination of symbolic and numerical reasoning. In *International Conference on Logic for Programming Artificial Intelligence and Reasoning*, pages 457–472. Springer, 2013.
13. P. Janičić. GCLC—a tool for constructive euclidean geometry and more than that. In *International Congress on Mathematical Software*, pages 58–73. Springer, 2006.
14. G. A. Kramer. Solving geometric constraint systems. In *AAAI*, pages 708–714, 1990.
15. R. S. Latham and A. E. Middleditch. Connectivity analysis: a tool for processing geometric constraints. *Computer-Aided Design*, 28(11):917–928, 1996.
16. A. Meurer, C. P. Smith, M. Paprocki, O. Čertík, S. B. Kirpichev, M. Rocklin, A. Kumar, S. Ivanov, J. K. Moore, S. Singh, et al. SymPy: symbolic computing in Python. *PeerJ Computer Science*, 3:e103, 2017.
17. J. C. Owen. Algebraic solution for geometry from dimensional constraints. In *Proceedings of the first ACM symposium on Solid modeling foundations and CAD/CAM applications*, pages 397–407, 1991.
18. J. Richter-Gebert and U. H. Kortenkamp. *The Cinderella. 2 Manual: Working with The Interactive Geometry Software*. Springer Science & Business Media, 2012.
19. D. Scher. Lifting the curtain: The evolution of the Geometer’s Sketchpad. *The Mathematics Educator*, 10(2), 1999.

20. P. Virtanen, R. Gommers, T. E. Oliphant, M. Haberland, T. Reddy, D. Cournapeau, E. Burovski, P. Peterson, W. Weckesser, J. Bright, et al. SciPy 1.0: fundamental algorithms for scientific computing in Python. *Nature methods*, 17(3):261–272, 2020.
21. D. Wang. Geother 1.1: Handling and proving geometric theorems automatically. In *International Workshop on Automated Deduction in Geometry*, pages 194–215. Springer, 2002.
22. D. Wang. Automated generation of diagrams with Maple and Java. In *Algebra, Geometry and Software Systems*, pages 277–287. Springer, 2003.
23. K. Wang and Z. Su. Automated geometry theorem proving for human-readable proofs. In *Twenty-Fourth International Joint Conference on Artificial Intelligence*, 2015.
24. K. Ye, W. Ni, M. Krieger, D. Ma’ayan, J. Wise, J. Aldrich, J. Sunshine, and K. Crane. Penrose: from mathematical notation to beautiful diagrams. *ACM Transactions on Graphics (TOG)*, 39(4):144–1, 2020.

A Functions

Here we provide a complete list of all functions supported in the GMBL. Throughout this section, we provide examples that make use of the following declared geometric objects:

- A, B, C, D, E, F, G, H, and P are instances of **point**
- L1, L2, and L3 are instances of **line**
- C1 and C2 are instances of **circle**
- N1 and N2 are instances of **number**

Function	Type	Description
(amidp-opp A B C)	point	The midpoint of the arc \widehat{AB} on (ABC) excluding C
(amidp-same A B C)	point	The midpoint of the arc \widehat{ACB} on (ABC)
(centroid A B C)	point	The centroid of $\triangle ABC$
(circumcenter A B C)	point	The circumcenter of $\triangle ABC$
(excenter A B C)	point	The A-excenter of $\triangle ABC$
(foot A L1)	point	The perpendicular foot from A to L1
(harmonic-conj C A B)	point	The harmonic conjugate of C w.r.t. \overline{AB}
(incenter A B C)	point	The incenter of $\triangle ABC$
(inter-cc C1 C2 <root-selector>)	point	One of the intersections of C1 and C2, as specified by a root selector
(inter-ll L1 L2)	point	The intersection of 2 lines
(inter-lc L1 C1 <root-selector>)	point	One of the intersections of L1 and C1, as specified by a root selector
(isogonal-conj D A B C)	point	The isogonal conjugate of D w.r.t. $\triangle ABC$
(isotomic-conj D A B C)	point	The isotomic conjugate of D w.r.t. $\triangle ABC$
(midp A B)	point	The midpoint of \overline{AB}
(mixtilinear-incenter A B C)	point	The A-mixtilinear incenter of $\triangle ABC$

(orthocenter A B C)	point	The orthocenter of $\triangle ABC$
(connecting A B)	line	The line connecting A and B (i.e. \overleftrightarrow{AB})
(isogonal D A B C)	line	The isogonal of \overleftrightarrow{AD} w.r.t. $\triangle ABC$
(isotomic D A B C)	line	The isotomic of \overleftrightarrow{AD} w.r.t. $\triangle ABC$
(perp-bis A B)	line	The perpendicular bisector of \overline{AB}
(perp-at A L1)	line	The line through A that is perpendicular to L1
(c3 A B C)	circle	The circle passing through A, B, and C
(circumcircle A B C)	circle	The circumcircle of $\triangle ABC$
(excircle A B C)	circle	The A-excircle of $\triangle ABC$
(incircle A B C)	circle	The incenter of $\triangle ABC$
(mixtilinear-incircle A B C)	circle	The A-mixtilinear incircle of $\triangle ABC$
(diam A B)	circle	The circle with diameter \overline{AB}
(add N1 N2)	number	$N1 + N2$
(area A B C)	number	The area of $\triangle ABC$
(dist A B)	number	The distance between A and B
(div N1 N2)	number	$N1/N2$
(mul N1 N2)	number	$N1 * N2$
pi	number	π
(pow N1 N2)	number	$N1^{N2}$
(neg N1)	number	$-N1$
(radius C1)	number	The radius of C1
(sqrt N1)	number	$\sqrt{N1}$
(uangle A B C)	number	The undirected angle formed by A, B and C (i.e. $\angle ABC$)

B Predicates

Here we provide a complete list of all predicates supported in the GMBL. The same variables are used as in Appendix A:

Predicate	Description
(centroid P A B C)	True i.f.f. P is the centroid of $\triangle ABC$
(concur L1 L2 L3)	True i.f.f. L1, L2, and L3 intersect at a single point
(circumcenter P A B C)	True i.f.f. P is the circumcenter of $\triangle ABC$
(cong A B C D)	True i.f.f. $ \overline{AB} = \overline{CD} $
(contri A B C D E F)	True i.f.f. $\triangle ABC \cong \triangle DEF$
(coll A B C)	True i.f.f. A, B, and C are collinear
(cycl P ₁ ... P _N)	True i.f.f. P ₁ ... P _N lie on a common circle, where P ₁ ... P _N are points and $N \geq 4$
(= A B)	True i.f.f. A = B
(= N1 N2)	True i.f.f. N1 = N2
(eq-ratio A B C D E F G H)	True i.f.f. $\frac{ \overline{AB} }{ \overline{CD} } = \frac{ \overline{EF} }{ \overline{GH} }$
(foot P A L1)	True i.f.f. P is the perpendicular foot from A to L1
(> N1 N2)	True i.f.f. N1 > N2
(>= N1 N2)	True i.f.f. N1 \geq N2
(incenter P A B C)	True i.f.f. P is the incenter of $\triangle ABC$
(inter-ll P L1 L2)	True i.f.f. P is the intersection of L1 and L2
(< N1 N2)	True i.f.f. N1 < N2
(<= N1 N2)	True i.f.f. N1 \leq N2
(midp P A B)	True i.f.f. P is the midpoint of \overline{AB}
(on-circ P C1)	True i.f.f. P is on C1
(on-line P L1)	True i.f.f. P is on L1
(on-ray P A B)	True i.f.f. P is on \overrightarrow{AB}
(on-seg P A B)	True i.f.f. P is on \overline{AB}
(opp-sides A B L1)	True i.f.f. A and B are on opposite sides of L1
(orthocenter P A B C)	True i.f.f. P is the orthocenter of $\triangle ABC$

(perp L1 L2)	True i.f.f. $L1 \perp L2$
(para L1 L2)	True i.f.f. $L1 \parallel L2$
(same-side A B L1)	True i.f.f. A and B are on the same side of L1
(sim-tri A B C D E F)	True i.f.f. $\triangle ABC \sim \triangle DEF$
(tangent-cc C1 C2)	True i.f.f. C1 is tangent to C2
(tangent-lc L1 C1)	True i.f.f. L1 is tangent to C1
(tangent-at-cc A C1 C2)	True i.f.f. C1 is tangent to C2 at A
(tangent-at-lc A L1 C1)	True i.f.f. L1 is tangent to C1 at A

C Parameterizations and Root Selectors

Here we provide an enumeration of all parameterizations and root selectors supported in our DSL. The same variables are used as in Appendix A.

The following table provides a complete list of all *optional* parameterizations for standard usage of `param`. The value in the **Type** column denotes the **type** for which a parameterization is used:

Parameterization	Type	Description
<code>(on-circ C1)</code>	point	Parameterizes a point on the circle C1
<code>(on-line L1)</code>	point	Parameterizes a point on the line L1
<code>(on-major-arc C1 A B)</code>	point	Parameterizes a point on the major arc of C1 connecting A and B.
<code>(on-minor-arc C1 A B)</code>	point	Parameterizes a point on the minor arc of C1 connecting A and B.
<code>(in-poly P₁ ... P_N)</code>	point	Parameterizes a point inside the polygon with vertices P ₁ ... P _N , where P ₁ ... P _N are points and $N \geq 3$
<code>(on-ray A B)</code>	point	Parameterizes a point on the ray \overrightarrow{AB}
<code>(on-ray-opp A B)</code>	point	Parameterizes a point beyond A on the ray \overrightarrow{BA}
<code>(on-seg A B)</code>	point	Parameterizes a point on the segment connecting A and B
<code>(tangent-lc C1)</code>	line	Parameterizes a line tangent to C1
<code>(through A)</code>	line	Parameterizes a line passing through A
<code>(tangent-cc C1)</code>	circle	Parameterizes a circle tangent to C1
<code>(tangent-cl L1)</code>	circle	Parameterizes a circle tangent to L1
<code>(through A)</code>	circle	Parameterizes a circle passing through A
<code>(origin A)</code>	circle	Parameterizes a circle centered at A
<code>(radius N1)</code>	circle	Parameterizes a circle with radius N1

Alternatively, the following table provides a complete list of all supported parameterizations for introducing *sets* of points as triangles and polygons with `param`. Note that type information is omitted, as these parameterizations are always used to introduce lists of type `(point, ..., point)`. Examples are provided as usages are subtle:

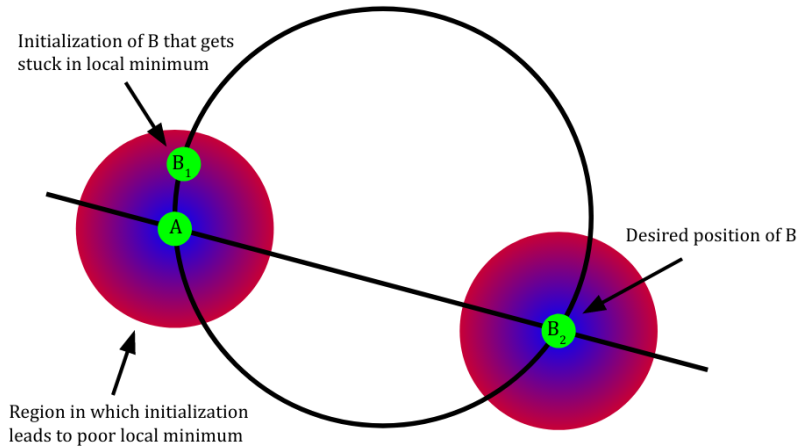
Parameterization	Example	Meaning
<code>acute-tri</code>	<code>(param (P Q R) acute-tri)</code>	P, Q, and R are parameterized as an acute triangle
<code>(acute-iso-tri <name>)</code>	<code>(param (P Q R) (acute-iso-tri Q))</code>	P, Q, and R are parameterized as an acute isoscles triangle with $QP = QR$
<code>(iso-tri <name>)</code>	<code>(param (P Q R) (iso-tri Q))</code>	P, Q, and R are parameterized as an isoscles triangle with $QP = QR$
<code>(right-tri <name>)</code>	<code>(param (P Q R) (right-tri Q))</code>	P, Q, and R are parameterized as a right triangle with a right angle at $\angle PQR$
<code>triangle</code>	<code>(param (P Q R) triangle)</code>	P, Q, and R are parameterized as a triangle
<code>polygon</code>	<code>(param (P Q R S) polygon)</code>	P, Q, R, and S are parameterized to form a convex quadrilateral

Lastly, the following table provides a complete list of all root selectors:

Root Selector	Description
<code>rs-arbitrary</code>	An arbitrary root
<code>(rs-neq A)</code>	A root that is not equal A
<code>(rs-opp-sides A L1)</code>	A root on the opposite side of L1 as A
<code>(rs-same-side A L1)</code>	A root on the same side of L1 as A
<code>(rs-closer-to-p A)</code>	The root that is closer to A
<code>(rs-closer-to-l L1)</code>	The root that is closer to L1

D Challenge: Local vs. Global Optimization

Here we present a distilled example where global optimization is required to reliably produce models. Optimization is tasked with assigning A and B to the two distinct intersection points of a line and a circle. To do so, the distance from



each point from both the line and circle will be minimized while maintaining a minimum distance between points. A will be arbitrarily assigned to one of the two choices. However, without global knowledge of the root occupied by A , an initialization of B too close to A will be trapped in a local minimum. Blue indicates a region of low loss and red a region of high loss. Points are represented as green circles.

E Examples

Here we provide a gallery of example diagrams generated by our tool and their associated problem statements (both in text and as GMBL programs).

IMO 2011, Problem 6

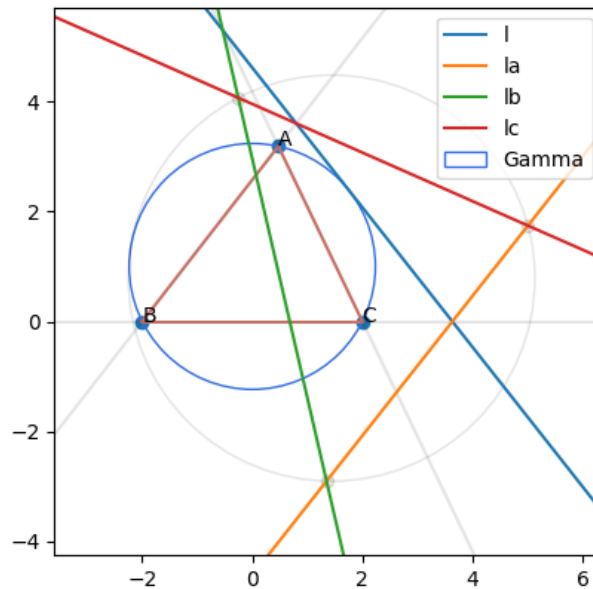
IMO Problem Statement

Let ABC be an acute triangle with circumcircle Γ . Let ℓ be a tangent line to Γ , and let ℓ_a , ℓ_b and ℓ_c be the lines obtained by reflecting ℓ in the lines BC , CA , and AB , respectively. Show that the circumcircle of the triangle determined by the lines ℓ_a , ℓ_b and ℓ_c is tangent to the circle Γ .

GMBL Problem Statement

```
(param (A B C) acute-tri)
(define Gamma circle (circumcircle A B C))
(param l line (tangent-lc Gamma))
(define la line (reflect-l1 l (line B C)))
(define lb line (reflect-l1 l (line C A)))
(define lc line (reflect-l1 l (line A B)))
(eval (tangent-cc Gamma (circumcircle (inter-l1 la lb)
(inter-l1 la lc) (inter-l1 lb lc))))
```

Diagram



IMO 2008, Problem 1

IMO Problem Statement

An acute-angled triangle ABC has orthocentre H . The circle passing through H with centre the midpoint of BC intersects the line BC at A_1 and A_2 . Similarly, the circle passing through H with centre the midpoint of CA intersects the line CA at B_1 and B_2 , and the circle passing through H with centre the midpoint of AB intersects the line AB at C_1 and C_2 . Show that $A_1, A_2, B_1, B_2, C_1, C_2$ lie on a circle.

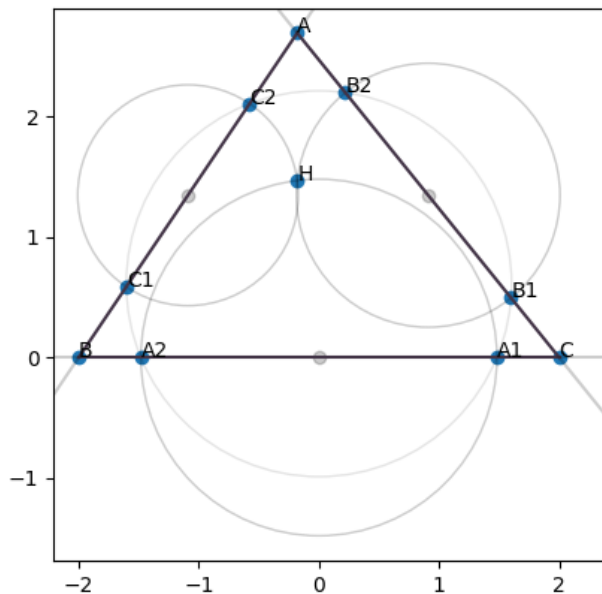
GMBL Problem Statement

```
(param (A B C) acute-tri)
(define H point (orthocenter A B C))

(define A1 point (inter-lc (line B C) (coa (midp B C) H) rs-arbitrary))
(define A2 point (inter-lc (line B C) (coa (midp B C) H) (rs-neq A1)))
(define B1 point (inter-lc (line C A) (coa (midp C A) H) rs-arbitrary))
(define B2 point (inter-lc (line C A) (coa (midp C A) H) (rs-neq B1)))
(define C1 point (inter-lc (line A B) (coa (midp A B) H) rs-arbitrary))
(define C2 point (inter-lc (line A B) (coa (midp A B) H) (rs-neq C1)))

(eval (cycl A1 A2 B1 B2 C1 C2))
```

Diagram



IMO 2009, Problem 2*IMO Problem Statement*

Let ABC be a triangle with circumcentre O . The points P and Q are interior points of the sides CA and AB , respectively. Let K , L , and M be the midpoints of the segments BP , CQ , and PQ , respectively, and let Γ be the circle passing through K , L , and M . Suppose that the line PQ is tangent to the circle Γ . Prove that $OP = OQ$.

GMBL Problem Statement

```
(param (A B C) triangle)
(define O point (circumcenter A B C))
(param P point (on-seg C A))
(param Q point (on-seg A B))
(define K point (midp B P))
(define L point (midp C Q))
(define M point (midp P Q))
(define Gamma circle (circ K L M))
(assert (tangent-lc (line P Q) Gamma))
(eval (cong O P O Q))
```

Diagram