

Detecting Trojaned DNNs Using Counterfactual Attributions

Karan Sikka* Indranil Sur* Susmit Jha Anirban Roy Ajay Divakaran
SRI International

{karan.sikka, indranil.sur, susmit.jha, anirban.roy, ajay.divakaran}@sri.com

*denotes equal contribution

Abstract

We target the problem of detecting Trojans or backdoors in DNNs. Such models behave normally with typical inputs but produce specific incorrect predictions for inputs poisoned with a Trojan trigger. Our approach is based on a novel observation that the trigger behavior depends on a few ghost neurons that activate on trigger pattern and exhibit abnormally higher relative attribution for wrong decisions when activated. Further, these trigger neurons are also active on normal inputs of the target class. Thus, we use counterfactual attributions to localize these ghost neurons from clean inputs and then incrementally excite them to observe changes in the model’s accuracy. We use this information for Trojan detection by using a deep set encoder that enables invariance to the number of model classes, architecture, etc. Our approach is implemented in the TrinityAI tool that exploits the synergies between trustworthiness, resilience, and interpretability challenges in deep learning. We evaluate our approach on benchmarks with high diversity in model architectures, triggers, etc. We show consistent gains (+10%) over state-of-the-art methods that rely on the susceptibility of the DNN to specific adversarial attacks, which in turn requires strong assumptions on the nature of the Trojan attack.

1. Introduction

Deep neural networks (DNNs) have emerged as the representation of choice for machine learning models in multiple domains [29, 3, 16]. The ease of training large-scale DNNs with huge amounts of data has made it possible to achieve near human-level performance on several benchmarks. Despite these successes, DNNs are known to be fragile and vulnerable to adversarial attacks which inhibits their adoption in high-assurance safety-critical systems such as autonomous driving and user authentication. The space of adversarial attacks on DNNs is diverse ranging from inference-time adversarial perturbations that lead to incorrect prediction by the ML model [49], reverse-

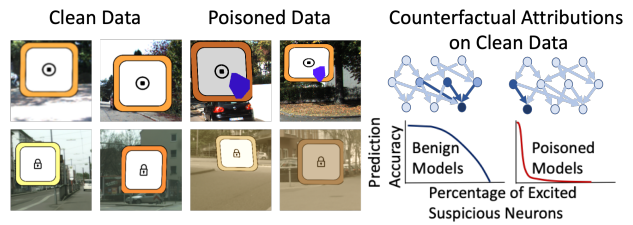


Figure 1. Showing clean inputs (first two columns) and Trojaned inputs (last two columns) that are poisoned with polygon and filter trigger respectively. We use counterfactual attributions over input features, which computes attributions for counter-classes that are not the actual predicted class. The attributions corresponding to the Trojan trigger are localized over a few *ghost* neurons encoding the trigger. Exciting these suspicious ghost neurons causes the prediction accuracy of poisoned model to drop sharply compared to benign models. Our method exploits this change in accuracy to detect Trojan models.

engineering attacks to infer weights of a trained DNN [46], and training-time attacks that poison the dataset [32]. These attacks and corresponding defense mechanisms for DNNs have received significant attention in literature [5, 18].

Recent work [17, 8, 17] has demonstrated a new kind of training-time vulnerability where a DNN can be trained with poisoned data to be **Trojaned**. A Trojaned DNN behaves normally with high accuracy on typical inputs but can be made to produce specific incorrect predictions when the inputs contain the Trojan trigger. This paper (see Figure 1) focuses on devising a verification defense against such Trojan (also called *backdoor*) attacks. We develop a principled approach to verify if a trained DNN has been Trojaned, with access only to the trained model and a few clean labeled test samples. Our proposed approach builds on recent progress in explaining decisions of DNNs, and thus, draws a connection between the interpretability of a DNN and its robustness and resilience to attacks.

A variety of triggers has been considered in Trojan attacks. While initial work considered stamp-like triggers [17], invisible triggers have been explored by blending triggers with benign samples [8]. Another approach to

produce stealthy trigger is to perturb the benign sample by a backdoor trigger amplitude instead of using a stamp-like patch to replace the sample pixels [52]. We evaluate our method using the US IARPA/NIST-TrojAI Datasets¹ which includes a diverse set of Trojaned models with a variety of triggers, and thus requires generalizable Trojan detection approaches beyond the existing state of the art.

Trojaned models have been known to have shortcuts in the feature space [55, 7, 62] that allow triggers to switch the model’s prediction from other classes to the target class. Existing detection approaches rely on indirect statistical signatures in the form of sensitivity to instance-specific or universal adversarial attacks [62, 57]. A key limitation with such approaches is in their reliance on adversarial probes in activating the shortcut. In contrast, we use attribution techniques developed for explaining DNN predictions to directly detect the presence of these *shortcut pathways* in the feature space [48, 23, 2]. As illustrated in Figure 1, we use counterfactual attributions across clean samples to obtain feature contributions for predicting counter-classes, which are different from the highest scoring (predicted) class [19]. We mathematically show that the attributions encoding the trigger are concentrated over a few *ghost* neurons. We exploit this property by first incrementally exciting these neurons to monitor changes in model’s accuracy for each class and use these with a deep set encoder for Trojan detection. The central contributions of the paper are as follows:

- We are the first to observe that the Trojan triggers use “poly-semantic” neurons that not only have high attribution for poisoned inputs but also show significant attribution towards target class even for clean inputs.
- Using our observation of poly-semantic neurons, we develop a counterfactual attribution-based approach to detect whether a DNN is Trojaned without access to any poisoned input or knowledge about the trigger, and with a few clean inputs. Counterfactual attributions localize *ghost* neurons for each target class and we incrementally excite these to observe changes in model’s accuracy.
- We propose a deep temporal set encoder to make our Trojan detector invariant to the number and ordering of classes in different DNNs. This makes our approach robust to variations in the number of output classes, model architecture, trigger strength *etc.*
- We evaluate our approach on Trojan detection benchmarks and demonstrate 10% improvement over the state-of-the-art approaches. Our datasets contain over 1000 models trained on different datasets, and with high diversity in the number of classes, number of poisoned classes and the nature, shape and size of Trojan triggers.

¹<https://pages.nist.gov/trojai/docs/data.html>

2. Background and Related Work

In the rest of the paper, we refer to the DNN with the embedded Trojan as *Trojaned* model, and the model without Trojan as *benign* model. Training the Trojaned model is often achieved by poisoning a small fraction of the training data with inputs having the trigger pattern. These training samples with triggers are called *poisoned* samples. The inference time inputs with triggers are also called poisoned samples, and those without triggers are called *clean* samples. The original expected output of a poisoned input is called the *source* class and the output of the Trojaned model is called the *target* class. The threat of Trojan attacks [17, 8] on DNNs aims at embedding hidden triggers such that the poisoned inputs make the Trojaned DNN mispredict and output the target class even though its accuracy on the clean inputs remains high.

This paper combines the fields of explaining decisions of DNNs and their adversarial robustness. We briefly discuss the related work and compare our approach to existing techniques for detecting Trojaned models.

2.1. Explainability and Resilience

A number of explanation techniques [37, 48, 31, 60, 24, 25] have been recently proposed that find qualitative explanations or assign quantitative attributions to input features for a given decision. Many of these methods are based on the gradient with respect to the input [47, 45, 48, 1]. A few recent theoretical studies [6] indicate a strong connection between the robustness of DNNs and their interpretability using attribution methods. The connection between these methods for explaining DNN decisions and detection of out-of-distribution data and adversarial examples has been related to anti-causal direction of learning [26, 22, 23]. This paper is the first work to draw a connection between these explanation methods and detecting Trojaned models.

2.2. Adversarial Trojan Attacks and Defenses

Inference-time adversarial attacks and defenses for these attacks have received a lot of interest [18, 30]. While adversarial perturbations are often input specific, universal perturbations [38, 39, 51] have been also studied which can change the DNN prediction to a target class for any sample input. While Trojan attack is a training-time attack, the universal adversarial attacks do not require training-time access to the model. Further, the trigger in Trojan is known and deliberately injected into the poisoned DNN while these are found through optimization for universal adversarial attacks. While both of these vulnerabilities are a consequence of poor generalization and low resilience of the DNNs, Trojaned DNNs learn to predict a target class for inputs with the trigger. We use attributions to detect these learned triggers.

The state-of-the-art Trojan insertion methods [12, 32, 44, 63, 17, 8, 17] use a minuscule amount of data poisoned

with the Trojan trigger pattern (e.g., a local patch, a filter with specific settings). Alternative methods inject Trojans through transfer learning [58], retraining a DNN [35], direct manipulation of DNN weights [11, 43], or addition of malicious modules [50]. Our approach is independent of the Trojan insertion method (see Section 3).

A number of defense methods have been proposed against Trojan attacks. The first class of defenses are inference-time preprocessing of the samples using pre-trained autoencoders [36], style transfer [54], spatial transformations such as shrinking and flipping [33], and the superimposition of various image patterns and observation of the conformance of prediction [13]. As demonstrated by the US IARPA/NIST-TrojAI datasets, injected triggers can be made robust to many kinds of transformations. Our defense approach detects a Trojaned model by analyzing it and not by preprocessing inputs to the model. Another set of techniques is based on post-processing the trained DNN by retraining it with a set of clean samples to prune and finetune the DNN [34], repair of DNN based on the mode connectivity technique [64, 14]. In contrast, we focus on detecting Trojaned models with a small number of clean samples which are not sufficient for retraining and repair. Yet another class of defense methods focus on reverse engineering the Trojan triggers implemented in Neural Cleanse [55] and DeepInspect [7]. These trigger generation methods have been shown to produce patterns distinct from the ones used in training [42]. GAN based reverse engineering of triggers [65] have also been proposed. While these approaches do well on stamp-like localized triggers, we consider a large variety of Trojan triggers that include image filters and hence, cannot be reverse engineered without unreasonable assumptions on prior knowledge of the nature of the trigger. We instead adopt an approach to diagnose the DNN for the presence of Trojan triggers. Model diagnosis approaches for Trojan detection include the use of universal litmus test [28], differential privacy [10], one-pixel signature [21], and a combination of adversarial attacks and feature inversion [57, 62]. In contrast to these methods, our approach does not rely on susceptibility to adversarial perturbations which can be moderated through adversarial training but instead makes use of attributions over a few clean samples. We experimentally compare against the state-of-art approaches [55, 62, 28] in Section 5.

3. Problem Definition

Given a deep learning model f , if the Trojan insertion on sample x produces poisoned sample x_p , then the trigger-insertion relation $P(x, x_p)$ is said to be true. This relation models multiple poisoned samples that can be created from a single clean sample. For any input x and poisoned input x_p with the source class s and the target class c_t , $f(x) = s, \forall x P(x, x_p) \Rightarrow f(x_p) = c_t$. In contrast to many

existing models of triggers as a transformation function, we model it as a relation because trigger transformation need not be a unique function. For example, a polygon trigger can be of different shape, color, size and position, and a filter trigger can be active over a wide set of filter parameters. For a trigger to be exploitable in practice, it must be robust to small perturbations. We also expect the trigger transformation to satisfy some notion of *smallness* in change to avoid detection by online input filtering methods. These notions of smallness include L_l norm ($\|x_p - x\|_l$) distance for $l = 1, 2, \infty$, and application of Instagram filters such as Gotham and Nashville (e.g. US IARPA/NIST-TrojAI dataset). Filters represent changes which might be large in L_p norm space but these perturbations capture physically realizable input variations.

A Trojan detection method is required to identify if a DNN f over prediction classes $C = \{c_1, c_2, \dots, c_m\}$ contains a Trojan with a perturbation relation P , source classes $C_s \subseteq C$, and the target class $c_t \in C \setminus C_s$, that is, for all inputs x in the input domain \mathcal{D} of the model,

$$\forall x_p P(x, x_p) [f(x) \in C_s \Rightarrow f(x_p) = c_t]$$

Trojaned models have good performance on the inputs without trigger. One common approach to inject a Trojan in a DNN is to train it using a mixture of clean and poisoned inputs. This can be achieved by using a modified loss function where c_x denotes the true class of input $x \in \mathcal{D}$, x_p is a poisoned input, that is, $P(x, x_p)$ is true, and \mathcal{L} is the cross-entropy loss function $\mathcal{L} = \sum_x \mathcal{L}(f(x), c_x) + \sum_{x_p} \mathcal{L}(f(x_p), c_t)$. Typically, we do not know the trigger perturbation P , the source classes C_s or the target class c_t .

Our attack model has the following characteristics to ensure its relevance to the real-world challenges:

- No access to the training data.
- No knowledge of the trigger perturbation. Our experiments include polygon and filter triggers to demonstrate generalizability of the approach.
- No knowledge of the source classes over which the insertion of Trojan trigger would predict the target class.
- No knowledge about the target class of the Trojan attack.
- No knowledge about the training method used in training the DNN with poisoned data.

We assume the following for our defense approach:

- Assumption 1: We have whitebox access to the DNN - the architecture and the learned weights.
- Assumption 2: We have a small set of clean inputs which could be different from the training data.
- Assumption 3: The Trojaned model is robust with respect to small changes in the trigger.

These characteristics allow us to model adversaries such as outsourced providers of deep learning models using propri-

etary or privacy-sensitive training data or proprietary algorithms. The first two assumptions are reasonable for verifying a DNN acquired from untrusted source. We can expect to have a small set of clean inputs for which we know the true labels and on which the model performs correctly even if it is Trojaned. The third and the final assumption is important for a real-world robust attack so that the attacker can effectively use the trigger to change model’s prediction in a noisy environment.

4. Trojaned DNN Detection Approach

Our approach is agnostic to the Trojan injection mechanism used by the adversary. The first step in our approach is the identification of the suspicious neurons that might cause the Trojaned behavior. This is accomplished through feature attributions for counterfactual classes other than the predicted output class of the model over the clean samples. We call such attribution as “counterfactual attribution” since these measure the contribution of the features in predicting a counter-class that is not the (predicted) highest scoring class [19, 56, 15]. The neurons which have high attribution consistently across the clean samples for the same counterfactual class likely encode the trigger. We refer to these suspect neurons as *ghost* neurons since they indicate the presence of trigger without it being active in clean samples. These ghost neurons have concise counterfactual attribution as they correspond to the previously reported shortcuts in Trojaned DNNs that allow the trigger to flip the DNN’s decision. The second step of our approach excites these ghost neurons and observes changes in model’s accuracy. If these truly encode the trigger and the DNN is Trojaned, the accuracy of the model falls quickly since the trigger gets activated. The fall in accuracy for benign DNNs is more gradual. Finally, we take the class-wise changes in accuracy on excitation of ghost neurons and use a deep set encoder to make the final prediction about the DNN being Trojaned. The deep set encoder ensures that our approach is insensitive to the diversity in the DNNs. We describe each of these steps below.

Attribution-based Ghost Neurons Identification

We use the penultimate layer neurons for input x to a DNN. These neurons are denoted by z and each feature by z_i . Our approach can be applied to any projection of x over a feature space including directly using the pixels. The use of penultimate features has the advantage of using semantically meaningful features. We first show that the Assumption 3 on the robustness of trigger implies that the attributions for the features encoding this trigger will be concentrated. This will, in turn, explain the observed quick deterioration in accuracy of the DNN when these features are excited in Trojaned models.

For robustly trained Trojaned model, we expect the

model to produce the correct output on clean data $f(x) = c_x$ and its perturbations $f(x + \delta) = c_x$, and produce the target output c_t on poisoned data $f(x_p) = c_t$ and its perturbations $f(x_p + \delta) = c_t$ for the robustness threshold δ . The result is summarized in the theorem below where the attributions of the features are simply the weights w of the last layer z of the DNN.

Theorem 1. *The stochastic gradient descent update for robustly training a Trojaned DNN concentrates the attributions over a small set of features encoding the trigger.*

Proof. The loss function for training a Trojaned model is $\mathcal{L} = \sum_x \mathcal{L}(f(x), c_x) + \sum_{x_p} \mathcal{L}(f(x_p), c_t)$. Without loss of generality, let us assume that there are only two classes 1 and -1 . In order to make the Trojaned DNN robust to δ perturbations, the loss function is modified to minimize $\mathcal{L}(f(x_p + \delta), c)$ for an input x_p . Typical loss functions such as negative log likelihood or hinge-loss can be written in the form of $g(-c\langle z, w \rangle)$ where g is a non-decreasing function. Let a subset of the features $s \subseteq z$ correspond to the trigger. For each of the features, the expected SGD update for each w_i is $\Delta_i = -\mathbb{E}[\partial \mathcal{L}(f(x_p + \delta), c) / \partial w_i] = \mathbb{E}[g'(\delta_w |w| - c\langle z, w \rangle)(cz_i - \text{sgn}(w_i)\delta_w)]$ where δ_w is the worst-case perturbation in z corresponding to the change δ in x_p . We now consider the quantity $\Delta_s = \sum_{i \in s} w_i \Delta_i / \sum_{i \in s} |w_i|$ which has a natural interpretation as change in concentration of the attributions. The high positive value of $\text{sgn}(w_i)\Delta_i$ means expansion while high negative value means shrinkage across attributions. Further, $\Delta_s \leq \mathbb{E}[g'(\delta_w |w| - c\langle z, w \rangle)(\gamma_s - \delta_w)]$ where $\gamma_s = c \sum_{i \in s} w_i z_i / \sum_{i \in s} |w_i|$ is the output c aligned weighted strength of the features. If γ_s is not aligned, Δ_s pushes the attributions to 0 and if γ_s is aligned but not concentrated enough to be larger than δ_w , then Δ_s still pushes the attributions to 0 making the attributions more concentrated. Thus, as we increase the robustness δ_w of the trigger, the features corresponding to the Trojan become further concentrated. \square

We make the following observations that motivate our technical approach. The first observation is used to develop our Trojaned model detection approach and follows from the concentration of attributions. The second central observation is the manifestation of these features as having high attribution even on clean data when looking at the counterfactual class which matches the trigger’s target class. This motivates our counterfactual analysis and enables us to find Trojans without the need for poisoned samples.

Observation 1: The robust triggers in a Trojaned model are encoded using a few features in the penultimate layer of a Trojaned model.

Observation 2: When examining the counterfactual attribution over the features in the penultimate layer on

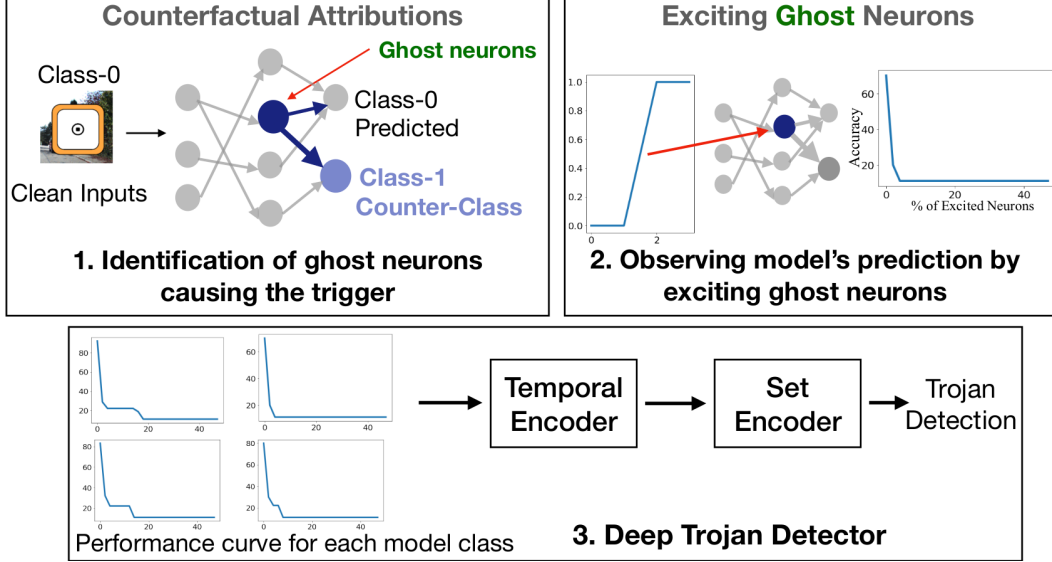


Figure 2. Showing our approach for Trojan detection. First step identifies ghost neurons, responsible for Trojaned behavior, through counterfactual attributions for each possible target class. It then incrementally excites these ghost neurons and monitor model’s accuracy. It finally uses a deep temporal set encoder to input the class-wise performance changes and detect Trojaned DNNs.

decisions on clean samples, if the counterfactual class is the target class in a Trojaned model, these ghost neurons encoding the trigger exhibit high attribution.

Shortcut Pathway in Feature Space

We draw a connection between the approach proposed in this paper and a common hypothesis shared in literature for Trojan detection [55, 62]. This hypothesis states that a **shortcut pathway** is present inside a Trojaned model and enables the model to predict target class on poisoned input without affecting its performance on clean samples. Using the above two observations, we refine this hypothesis by identifying that such shortcuts are in the form of a collection of a small set of features that activate the trigger behavior. These shortcuts in the model persist even for clean samples and counterfactual analysis can be used to get attributions over these trigger features. This is in contrast to indirect detection of these shortcuts using adversarial attacks because it is not necessary that adversarial examples exploit this shared common shortcut in the model instead of identifying sample-specific perturbations in the case of individual attacks and other perturbations (not the actual injected trigger) in case of universal attacks [62, 28]. We compute the attribution of the features for different class outputs enabling us to directly detect these shortcut pathways and locate the ghost neurons. We use counterfactual explanations to rank neurons on the degree of their contribution to a target class. More generally, the shortcut pathway and the ghost neurons can occur across multiple layers [40] but our ex-

periments demonstrate that analyzing the penultimate layer is sufficient for detecting Trojaned models. We identify the ghost neurons by using attributions over input features. We denote the attribution for a neuron z (drop subscript i) for class c_k as $\alpha_k^z(\mathcal{X}) = \frac{1}{|\mathcal{X}|} \sum_{x_i \in \mathcal{X}} \text{Attr}(f(x_i), c_k, z)$, where Attr is the attribution function and \mathcal{X} is a dataset containing some samples. If we had access to the poisoned inputs, we could have used them to compute attributions and directly identify ghost neurons.

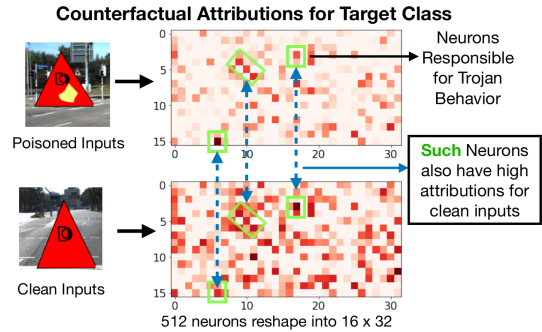


Figure 3. Showing neuron attributions for predicting the target class across poisoned and clean inputs for a Trojaned model. We observe that neurons causing the Trojan behavior (ghost neurons) also have high counterfactual attributions (darker red implies higher) across clean inputs.

Counterfactual Analysis: Exciting Ghost Neurons

However, we do not have access to poisoned inputs in real-world settings. We thus modify our approach to

rank neurons by instead computing counterfactual attributions across clean images for predicting target class c_k i.e. $\alpha_k^z(\mathcal{X}^c)$, where \mathcal{X}^c is the dataset of clean inputs. A key reason that we are able to use the clean images as proxies for the poisoned images is because the ghost neurons are poly-semantic in nature, where they fire for patterns corresponding to both actual class(es) and the trigger pattern. This allows us to estimate the neuron rankings identified with poisoned images within some error margin, which are then used for our next analysis. Figure 3 shows attributions α_k^z for the target class across poisoned and clean inputs for a Trojaned model. We observe that neurons with high attributions for poisoned inputs also have high (counterfactual) attributions for clean inputs, which allows us to identify them.

For the next step, we use the Observation 1 about sparseness of the ghost neurons. This is a critical property that separates ghost neurons from normal neurons and thus benign models from Trojaned models. We exploit this observation by computing the DNN’s performance on the clean samples by gradually exciting neurons (with twice the maximum activation across all the neurons in the penultimate layer) based on their ranks. If the model is Trojaned, a sharp drop in performance is observed on excitation of a small number of neurons. For example, Figure 4 shows the model’s performance versus percentage of excited neurons for a benign model and for a Trojaned model. It is evident that the fall in performance is sharp for the Trojaned model.

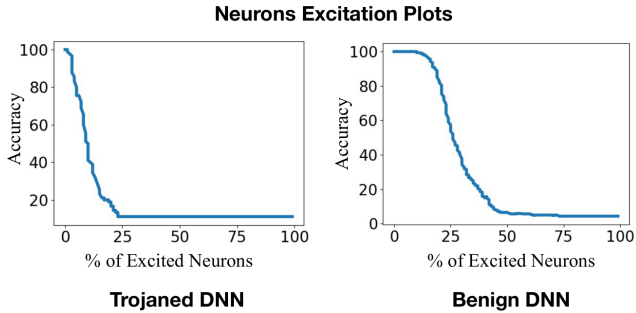


Figure 4. The ghost neurons identified using the counterfactual analysis are excited incrementally to monitor accuracy. Figure highlights that the trigger, if present, is localized in a few neurons in a Trojaned DNN as compared to a benign DNN.

Addressing Model Diversity Using a Deep Temporal Set Encoder Since the target class is unknown, the above approach is repeated for the DNN classes. We can then pick the possible target class based on the steepest descent in the performance curve and extract relevant features such as the rate of fall in performance. However, this does not generalize to DNNs with different number of classes, architectures, training regimes, etc. We address this challenge by proposing a deep temporal set encoder based Trojan detector that contains the right inductive biases to encode the class-wise

performance curves. Our model first encodes the performance curves as time-series by using a temporal encoder, that is either a 1D-CNN or a Transformer model with positional encoding. The temporal encoder produces a tensor containing features for all the classes. Next, we use a set encoder that is invariant to the number and ordering of classes since different DNN can have different number of classes. We achieve this by using a permutation invariant encoder that treats the class-level outputs as sets of features and pools their outputs using max-pooling [61, 41]. We pass the pooled output through a linear layer for prediction. We then train our model on a dataset containing both benign and Trojaned DNNs using cross-entropy loss.

5. Experiments

We evaluate our approach on four datasets containing Trojaned DNNs trained for image classification. Our approach is implemented in the tool *TrinityAI* that aims at addressing the three interrelated challenges of improving Trust, Resilience and Interpretability of AI models. We first describe the datasets and the evaluation metrics. We then discuss qualitative results that also includes comparison with state-of-the-art (SOTA) methods. We finally study the impact of factors that can be varied by an adversary for training Trojaned DNNs on performance.

5.1. Datasets and Evaluation Metrics

Triggered-MNIST: We use the code provided by NIST² to generate 810 DNNs (50% are Trojaned) trained to classify MNIST digits. The DNNs are selected from among three architectures. The Trojaned models are trained with images poisoned with two types of trigger patterns that are randomly inserted into the image. The attack is designed to misclassify some source classes to a target class. Other factors such as the target class and poisoning rate are selected randomly (details in Section 2 in Supplementary Material).

TrojAI-Round1, Round2, Round3: These datasets are made publicly available by US IARPA/NIST³ and contains models trained for traffic sign classification (50% are Trojaned). The models are trained on synthetically generated image-data of artificial traffic signs superimposed on road background scenes. Trojan detection is harder on Round2/Round3 in comparison to Round1 due to larger variations in factors used for training Trojaned models such as (1) number of classes– 5 in Round1 versus 5 – 25 in Round2/Round3, (2) trigger types– polygon triggers in Round1 versus polygon and Instagram filter based triggers in Round2/Round3, (3) the number of source classes– all classes are poisoned in Round1 versus 1, 2, or all classes in Round2/Round3, and (4) the number of model

²<https://github.com/trojai/trojai>

³<https://pages.nist.gov/trojai/docs/data.html>

architectures— 3 in Round1 versus 23 in Round2/Round3. Compared to Round2 models in Round3 are adversarially trained using two methods—Projected Gradient Descent and Fast is Better than Free [59]. The polygon trigger is generated randomly with variations in shape, size, and color. The filter based trigger is generated by randomly choosing from five distinct filters. Trojan detection is much harder on the TrojAI datasets as compared to the Triggered-MNIST dataset due to the use of deeper DNNs and larger variations in appearances of foreground/background objects, trigger patterns *etc.* Round1, Round2, and Round3 have 1000, 1104, and 1008 models respectively.

Metrics: We report mean and standard deviation of area under the ROC curve (AUC) on 5 randomly selected splits with 80% of the models for training, 10% for validation, and 10% for testing. We provide implementation details for different methods in the Supplementary (Section 1).

5.2. Quantitative Results

Table 1 shows the performance of our approach (*TrinityAI*) along with three SOTA methods on four datasets. It also shows the performance of *TrinityAI* with two different temporal encoders and attribution methods. *TrinityAI*-Tx-IG and *TrinityAI*-Conv-IG use Integrated Gradients as the attribution method, and the temporal encoder is based on Transformer and Convolution, respectively. Similarly, *TrinityAI*-Tx-GradxAct and *TrinityAI*-Conv-GradxAct use different temporal encoders, and the attribution method is GradientxActivation.

Ablation: We observe a drop in performance when going from datasets with smaller variations in model architectures and trigger types (Triggered-MNIST, TrojAI-Round1) to those with larger variations (TrojAI-Round2/Round3). For example, *TrinityAI*-Tx-IG achieves an AUC of 0.95, 0.89, 0.75, and 0.72 on Triggered-MNIST, TrojAI-Round1, Round2, and Round3 respectively. This drop is expected as Trojan detection becomes more challenging on datasets with more variations among DNNs. We observe that the temporal encoder based on Transformer performs better than CNN in most cases. The gains are higher for Triggered-MNIST (0.95 of *TrinityAI*-Tx-IG versus 0.89 of *TrinityAI*-Conv-IG) as compared to TrojAI datasets (0.75 versus 0.73 on Round2). This is the case since TrojAI datasets contain DNN with larger variations in model architecture, trigger pattern *etc.*, which reduces the effective data-points across each factor leading to saturation of the Transformer. It might be helpful to use more data or smart pre-training strategies as used in BERT [53, 9]. We also experimented with two different attribution approaches— Integrated Gradients and GradxAct which multiplies gradients (with respect to input) with activations. We see minor improvements with GradxAct method on all datasets except TrojAI-Round3 *e.g.* AUC changes from 0.89 (*TrinityAI*-

Tx-IG) to 0.90 on Round1 and 0.72 to 0.66 on Round3. We believe the performance falls on Round3 due to the use adversarial training which reduces the effectiveness of simpler attribution methods (such as GradxAct) in being able to recover the ghost neurons. We plan to investigate other attribution methods such as Shapley values in the future. Overall these results highlight the efficacy of our approach in identifying the ghost neurons using clean inputs and using them Trojan detection.

Comparison with SOTA: We compare our approach with SOTA methods that diagnose DNNs through sensitivity to universal attacks (Cassandra [62]), generated noise patterns (ULP [28]), and reverse engineered triggers (Neural Cleanse [55]). We noted earlier that these methods make strong assumptions regarding the nature of the attack or the ability of adversarial inputs to activate the shortcut pathway, which limits their generalizability to real-world datasets. On Triggered-MNIST, where DNNs belong to three model architectures and are poisoned with only polygon triggers, Cassandra achieves an AUC of 0.97 as compared to 0.95 of *TrinityAI*-Tx-IG. However, the performance drops drastically compared to *TrinityAI*-Tx-IG as we move from Round1 (0.88 versus 0.89) to Round2 (0.59 versus 0.75). This happens since the universal adversarial attack used in Cassandra is unable to localize the shortcut pathway in Round2, where DNNs belong to 23 model architectures and are poisoned with two different trigger types. Cassandra performs similar to our model on Round3 where the DNNs are adversarially trained, which probably increases the chances of universal attacks to trigger the shortcut pathway. Our model does not require such adversarial training. Our model also outperforms both ULP and Neural Cleanse by a large margin *e.g.* AUC is 0.55 for ULP, 0.50 for Neural Cleanse, and 0.89 for *TrinityAI*-Tx-IG on Round1. Both of these methods make further assumptions on the nature of the attacks and thus fail to generalize to real-world datasets. We observe that Neural Cleanse performs better on Round2/Round3 compared to Round1. We believe this happens since Neural Cleanse uses anomaly detection on the $L1$ norm which works better for models with a larger number of classes. We would also like to note that compared to Neural Cleanse and ULP, that required making changes to the attack parameters for each dataset, *TrinityAI* uses the same feature extraction for all datasets. This highlights the strong generalization capability of our approach.

5.3. Impact of Factors Controlled by Adversary

We wish to investigate the impact of factors, that can be varied by an adversary for training Trojaned DNNs, on our model’s performance. We focus on four key factors— trigger type, number of source classes, model architecture and poisoning rate. For each factor we create equal-sized subsets whose DNNs assume a fixed value for that factor

Model	Triggered-MNIST	TrojAI-Round1	TrojAI-Round2	TrojAI-Round3
Cassandra [62]	0.97 ± 0.010	0.88 ± 0.006	0.59 ± 0.096	0.71 ± 0.026
Neural Cleanse [55]	0.70 ± 0.045	0.50 ± 0.030	0.63 ± 0.043	0.61 ± 0.064
ULP [28]	0.54 ± 0.051	0.55 ± 0.058	—	—
<i>TrinityAI</i> -Conv-IG	0.89 ± 0.024	0.87 ± 0.020	0.73 ± 0.014	0.71 ± 0.038
<i>TrinityAI</i> -Tx-IG	0.95 ± 0.022	0.89 ± 0.029	0.75 ± 0.033	0.72 ± 0.038
<i>TrinityAI</i> -Conv-GradxAct	0.87 ± 0.030	0.88 ± 0.027	0.74 ± 0.030	0.67 ± 0.036
<i>TrinityAI</i> -GradxAct	0.96 ± 0.014	0.90 ± 0.027	0.76 ± 0.027	0.66 ± 0.029

Table 1. Comparison of our model (*TrinityAI*) with three SOTA method on four datasets containing Trojaned DNNs. “Conv” and “Tx” refers to CNN and Transformer based temporal encoder. “IG” and “GradxAct” refers to attribution methods Integrated Gradients [48] and gradient times activation. Performance is reported using mean AUC with standard deviation across 5 random splits.

Trigger Type	AUC	No. of Source Classes	AUC
Polygon	0.83 ± 0.033	1	0.55 ± 0.063
Filter	0.65 ± 0.043	2	0.63 ± 0.038
		all	0.95 ± 0.022

Model arch	AUC	Poisoning Rate	AUC
ResNet50	0.92 ± 0.049	≥ 0.29	0.78 ± 0.045
InceptionV3	0.95 ± 0.033	< 0.29	0.62 ± 0.058
DenseNet121	0.86 ± 0.064		
all	0.88 ± 0.076		

Table 2. Impact of factors, that can be varied by an adversary for training Trojaned DNNs, on our model’s performance.

and then evaluate against *TrinityAI*-Conv-IG in Table 2.

Trigger-Type: We create two subsets from Round2 containing Trojaned models with either polygon or filters based triggers. AUC with polygon and filter based triggers is 0.83 and 0.65 respectively. The performance for polygon triggers is higher since it is easier to identify the ghost neurons for triggers that are well localized in the image. On the other hand, filter based triggers are harder to localize as they are distributed across the entire image. This rationale also explains the drop in performance for all methods between Round1 and Round2, as the later contains DNNs poisoned with filter based triggers.

Number of source classes: We create three equal-sized subsets from Round2, each containing Trojaned models with 1, 2 and all classes as source classes (classes whose inputs are misclassified when poisoned). The AUC consistency improves across 1, 2 and all classes (0.55, 0.63, and 0.95 respectively) as the shortcut pathway becomes better visible as more classes are poisoned, making it easier to identify the ghost neurons from the clean data.

Model architectures: We create four equal-sized subsets from Round1 containing all benign models and 250 randomly sampled Trojaned models from ResNet, InceptionV3, DenseNet121, and all three architectures. The AUC is 0.92, 0.95, 0.86, and 0.88 for ResNet50, InceptionV3, DenseNet121, and all architecture respectively. This shows



Attribution maps showing Contribution of Input Regions for Activating a Ghost Neuron (index=137) Identified in Figure 3

Figure 5. Heatmaps reveal the poly-semantic nature of a ghost neuron that is responsible for the trigger behavior and fires for patterns from both the actual class(es) and the trigger.

that the performance of the model depends on the model architecture. This is probably because the architectural differences affect the way information is encoded by neurons [4]. For example the performance is higher for models with intra-layer skip-connections such as ResNet and InceptionV3. However, the performance is lower for complex models (DenseNet121) that contains inter-layer skip-connections due the difficulty in localizing the ghost neurons. Also, it is harder to generalize across multiple models resulting in the lowest performance for “all” architecture.

Poisoning Rate: We create two equal-sized subsets from Round2 with poisoning rate (% of poisoned data used during training) ≥ 0.29 and < 0.29 respectively. The AUC is higher for poisoning rate ≥ 0.29 (0.78 vs 0.62) since the shortcut pathway is more visible in this case.

Figure 5 shows attribution heatmaps that reveal the contribution of image parts for activating one of the ghost neurons identified in Figure 3. We observe that the high attribution parts include both the actual trigger and other parts of the images. This validates our characterization of the ghost neurons as being poly-semantic, which enables us to identify them using counterfactual attribution on clean inputs.

6. Conclusion

We focused on predicted Trojaned DNNs through counterfactual attributions over clean inputs. This is a chal-

lenging problem since Trojaned DNNs behave similar to benign DNNs except producing incorrect outputs for inputs poisoned with a pre-determined trigger. We based our approach on the idea that the trigger behavior is localized on a few ghost neurons that are poly-semantic in nature and fire for both input classes and trigger pattern. We provided a mathematical basis for this idea and then proposed an approach that uses counterfactual attributions over clean inputs to localize these ghost neurons. We then excite these neurons to observe changes in model’s accuracy. We use a deep temporal set encoder to input these class-wise performance curves and train a Trojan Detection network. We evaluated our approach on a set of challenging benchmarks with large diversity in model architectures, number of classes, trigger pattern etc. Our results show that the proposed approach is able to consistently improve upon state-of-the-art methods especially for challenging datasets. As part of our future work, we plan to better understand the effect of different training strategies and model architectures on the counterfactual attributions for Trojan detection.

Acknowledgement

The authors acknowledge support from IARPA TrojAI under contract W911NF-20-C-0038. The views, opinions and/or findings expressed are those of the author(s) and should not be interpreted as representing the official views or policies of the Department of Defense or the U.S. Government.

References

- [1] Julius Adebayo, Justin Gilmer, Michael Muelly, Ian Goodfellow, Moritz Hardt, and Been Kim. Sanity checks for saliency maps. In *NIPS*, pages 9525–9536, 2018.
- [2] Marco Ancona, Enea Ceolini, Cengiz Öztireli, and Markus Gross. Towards better understanding of gradient-based attribution methods for deep neural networks. *arXiv preprint arXiv:1711.06104*, 2017.
- [3] Dzmitry Bahdanau, Kyunghyun Cho, and Yoshua Bengio. Neural machine translation by jointly learning to align and translate. *arXiv preprint arXiv:1409.0473*, 2014.
- [4] David Bau, Bolei Zhou, Aditya Khosla, Aude Oliva, and Antonio Torralba. Network dissection: Quantifying interpretability of deep visual representations. In *Conference on computer vision and pattern recognition*, pages 6541–6549, 2017.
- [5] Nicholas Carlini, Anish Athalye, Nicolas Papernot, Wieland Brendel, Jonas Rauber, Dimitris Tsipras, Ian Goodfellow, Aleksander Madry, and Alexey Kurakin. On evaluating adversarial robustness. *arXiv preprint arXiv:1902.06705*, 2019.
- [6] Prasad Chalasani, Somesh Jha, Aravind Sadagopan, and Xi Wu. Adversarial learning and explainability in structured datasets. *arXiv preprint arXiv:1810.06583*, 2018.
- [7] Huili Chen, Cheng Fu, Jishen Zhao, and Farinaz Koushanfar. Deepinspect: A black-box trojan detection and mitigation framework for deep neural networks. In *International joint conferences on artificial intelligence*, pages 4658–4664, 2019.
- [8] Xinyun Chen, Chang Liu, Bo Li, Kimberly Lu, and Dawn Song. Targeted backdoor attacks on deep learning systems using data poisoning. *arXiv preprint arXiv:1712.05526*, 2017.
- [9] Jacob Devlin, Ming-Wei Chang, Kenton Lee, and Kristina Toutanova. Bert: Pre-training of deep bidirectional transformers for language understanding. *arXiv preprint arXiv:1810.04805*, 2018.
- [10] Min Du, Ruoxi Jia, and Dawn Song. Robust anomaly detection and backdoor attack detection via differential privacy. *arXiv preprint arXiv:1911.07116*, 2019.
- [11] Jacob Dumford and Walter Scheirer. Backdooring convolutional neural networks via targeted weight perturbations. *arXiv preprint arXiv:1812.03128*, 2018.
- [12] Marzieh Edraki, Nazmul Karim, Nazanin Rahnavard, Ajmal Mian, and Mubarak Shah. Odyssey: Creation, analysis and detection of trojan models. *arXiv preprint arXiv:2007.08142*, 2020.
- [13] Yansong Gao, Change Xu, Derui Wang, Shiping Chen, Damith C Ranasinghe, and Surya Nepal. Strip: A defence against trojan attacks on deep neural networks. In *Computer security applications conference*, pages 113–125, 2019.
- [14] Timur Garipov, Pavel Izmailov, Dmitrii Podoprikin, Dmitry P Vetrov, and Andrew G Wilson. Loss surfaces, mode connectivity, and fast ensembling of dnns. In *Neural information processing systems*, pages 8789–8798, 2018.
- [15] Yash Goyal, Ziyang Wu, Jan Ernst, Dhruv Batra, Devi Parikh, and Stefan Lee. Counterfactual visual explanations. *arXiv preprint arXiv:1904.07451*, 2019.
- [16] Alex Graves, Abdel-rahman Mohamed, and Geoffrey Hinton. Speech recognition with deep recurrent neural networks. In *International conference on acoustics, speech and signal processing*, pages 6645–6649, 2013.
- [17] Tianyu Gu, Brendan Dolan-Gavitt, and Siddharth Garg. Badnets: Identifying vulnerabilities in the machine learning model supply chain. *arXiv preprint arXiv:1708.06733*, 2017.
- [18] Han Xu Yao Ma Hao-Chen, Liu Debayan Deb, Hui Liu Ji-Liang Tang Anil, and K Jain. Adversarial attacks and defenses in images, graphs and text: A review. *International journal of automation and computing*, 17(2):151–178, 2020.
- [19] Lisa Anne Hendricks, Ronghang Hu, Trevor Darrell, and Zeynep Akata. Generating counterfactual explanations with natural language. *arXiv preprint arXiv:1806.09809*, 2018.
- [20] Andrew G Howard, Menglong Zhu, Bo Chen, Dmitry Kalenichenko, Weijun Wang, Tobias Weyand, Marco Andreetto, and Hartwig Adam. Mobilenets: Efficient convolutional neural networks for mobile vision applications. *arXiv preprint arXiv:1704.04861*, 2017.
- [21] Shanjiaoyang Huang, Weiqi Peng, Zhiwei Jia, and Zhuowen Tu. One-pixel signature: Characterizing cnn models for backdoor detection. *arXiv preprint arXiv:2008.07711*, 2020.

- [22] Susmit Jha, Sunny Raj, Steven Fernandes, Sumit Kumar Jha, Somesh Jha, Jalaian Brian, Gunjan Verma, and Ananthram Swami. Attribution-driven causal analysis for detection of adversarial examples. *Safe Machine Learning workshop at ICLR*, 2019.
- [23] Susmit Jha, Sunny Raj, Steven Fernandes, Sumit K Jha, Somesh Jha, Brian Jalaian, Gunjan Verma, and Ananthram Swami. Attribution-based confidence metric for deep neural networks. In *Neural information processing systems*, pages 11826–11837, 2019.
- [24] Susmit Jha, Vasumathi Raman, Alessandro Pinto, Tuhin Sahai, and Michael Francis. On learning sparse Boolean formulae for explaining AI decisions. In *NASA Formal methods symposium*, pages 99–114. Springer, 2017.
- [25] Susmit Jha, Tuhin Sahai, Vasumathi Raman, Alessandro Pinto, and Michael Francis. Explaining AI decisions using efficient methods for learning sparse Boolean formulae. *Journal of automated reasoning*, 63(4):1055–1075, 2019.
- [26] Niki Kilbertus, Giambattista Parascandolo, and Bernhard Schölkopf. Generalization in anti-causal learning. *arXiv preprint arXiv:1812.00524*, 2018.
- [27] Narine Kokhlikyan, Vivek Miglani, Miguel Martin, Edward Wang, Bilal Alsallakh, Jonathan Reynolds, Alexander Melnikov, Natalia Kliushkina, Carlos Araya, Siqi Yan, et al. Captum: A unified and generic model interpretability library for pytorch. *arXiv preprint arXiv:2009.07896*, 2020.
- [28] Soheil Kolouri, Aniruddha Saha, Hamed Pirsiavash, and Heiko Hoffmann. Universal litmus patterns: Revealing backdoor attacks in cnns. In *Conference on computer vision and pattern recognition*, pages 301–310, 2020.
- [29] Alex Krizhevsky, Ilya Sutskever, and Geoffrey E Hinton. Imagenet classification with deep convolutional neural networks. In *Neural information processing systems*, pages 1097–1105, 2012.
- [30] Alexey Kurakin, Ian Goodfellow, Samy Bengio, Yinpeng Dong, Fangzhou Liao, Ming Liang, Tianyu Pang, Jun Zhu, Xiaolin Hu, Cihang Xie, et al. Adversarial attacks and defences competition. In *The NIPS’17 competition: building intelligent systems*, pages 195–231. Springer, 2018.
- [31] Guanbin Li and Yizhou Yu. Visual saliency based on multi-scale deep features. In *CVPR*, pages 5455–5463, 2015.
- [32] Yiming Li, Baoyuan Wu, Yong Jiang, Zhifeng Li, and Shutao Xia. Backdoor learning: A survey. *arXiv preprint arXiv:2007.08745*, 2020.
- [33] Yiming Li, Tongqing Zhai, Baoyuan Wu, Yong Jiang, Zhifeng Li, and Shutao Xia. Rethinking the trigger of backdoor attack. *arXiv preprint arXiv:2004.04692*, 2020.
- [34] Kang Liu, Brendan Dolan-Gavitt, and Siddharth Garg. Fine-pruning: Defending against backdooring attacks on deep neural networks. In *International symposium on research in attacks, intrusions, and defenses*, pages 273–294. Springer, 2018.
- [35] Yingqi Liu, Shiqing Ma, Yousra Aafer, Wen-Chuan Lee, Juan Zhai, Weihang Wang, and Xiangyu Zhang. Trojaning attack on neural networks. 2017.
- [36] Yuntao Liu, Yang Xie, and Ankur Srivastava. Neural trojans. In *International conference on computer design*, pages 45–48, 2017.
- [37] Scott M Lundberg and Su-In Lee. A unified approach to interpreting model predictions. In *Neural information processing systems*, pages 4765–4774, 2017.
- [38] Seyed-Mohsen Moosavi-Dezfooli, Alhussein Fawzi, Omar Fawzi, and Pascal Frossard. Universal adversarial perturbations. In *Conference on computer vision and pattern recognition*, pages 1765–1773, 2017.
- [39] Konda Reddy Mopuri, Aditya Ganeshan, and R Venkatesh Babu. Generalizable data-free objective for crafting universal adversarial perturbations. *IEEE transactions on pattern analysis and machine intelligence*, 41(10):2452–2465, 2018.
- [40] Chris Olah, Nick Cammarata, Ludwig Schubert, Gabriel Goh, Michael Petrov, and Shan Carter. Zoom in: An introduction to circuits. *Distill*, 5(3):e00024–001, 2020.
- [41] Charles R Qi, Hao Su, Kaichun Mo, and Leonidas J Guibas. Pointnet: Deep learning on point sets for 3d classification and segmentation. In *Conference on computer vision and pattern recognition*, pages 652–660, 2017.
- [42] Ximing Qiao, Yukun Yang, and Hai Li. Defending neural backdoors via generative distribution modeling. In *Neural information processing systems*, pages 14004–14013, 2019.
- [43] Adnan Siraj Rakin, Zhezhi He, and Deliang Fan. Tbt: Targeted neural network attack with bit trojan. In *Conference on computer vision and pattern recognition*, pages 13198–13207, 2020.
- [44] Avi Schwarzschild, Micah Goldblum, Arjun Gupta, John P Dickerson, and Tom Goldstein. Just how toxic is data poisoning? a unified benchmark for backdoor and data poisoning attacks. *arXiv preprint arXiv:2006.12557*, 2020.
- [45] Ramprasaath R Selvaraju, Michael Cogswell, Abhishek Das, Ramakrishna Vedantam, Devi Parikh, and Dhruv Batra. Grad-cam: Visual explanations from deep networks via gradient-based localization. In *Conference on computer vision and pattern recognition*, pages 618–626, 2017.
- [46] Reza Shokri and Vitaly Shmatikov. Privacy-preserving deep learning. In *Proceedings of the 22nd ACM SIGSAC conference on computer and communications security*, pages 1310–1321, 2015.
- [47] Karen Simonyan, Andrea Vedaldi, and Andrew Zisserman. Deep inside convolutional networks: Visualising image classification models and saliency maps. *arXiv preprint arXiv:1312.6034*, 2013.
- [48] Mukund Sundararajan, Ankur Taly, and Qiqi Yan. Axiomatic attribution for deep networks. *arXiv preprint arXiv:1703.01365*, 2017.
- [49] Christian Szegedy, Wojciech Zaremba, Ilya Sutskever, Joan Bruna, Dumitru Erhan, Ian Goodfellow, and Rob Fergus. Intriguing properties of neural networks. *arXiv preprint arXiv:1312.6199*, 2013.
- [50] Ruixiang Tang, Mengnan Du, Ninghao Liu, Fan Yang, and Xia Hu. An embarrassingly simple approach for trojan attack in deep neural networks. In *International conference on knowledge discovery & Data Mining*, pages 218–228, 2020.
- [51] Simen Thys, Wiebe Van Ranst, and Toon Goedemé. Fooling automated surveillance cameras: adversarial patches to attack person detection. In *Conference on computer vision and pattern recognition*, pages 0–0, 2019.

- [52] Alexander Turner, Dimitris Tsipras, and Aleksander Madry. Label-consistent backdoor attacks. *arXiv preprint arXiv:1912.02771*, 2019.
- [53] Ashish Vaswani, Noam Shazeer, Niki Parmar, Jakob Uszkoreit, Llion Jones, Aidan N Gomez, Łukasz Kaiser, and Illia Polosukhin. Attention is all you need. In *Neural information processing systems*, pages 5998–6008, 2017.
- [54] Miguel Villarreal-Vasquez and Bharat Bhargava. Confoc: Content-focus protection against trojan attacks on neural networks. *arXiv preprint arXiv:2007.00711*, 2020.
- [55] Bolun Wang, Yuanshun Yao, Shawn Shan, Huiying Li, Bimal Viswanath, Haitao Zheng, and Ben Y Zhao. Neural cleanse: Identifying and mitigating backdoor attacks in neural networks. In *2019 IEEE Symposium on Security and Privacy (SP)*, pages 707–723. IEEE, 2019.
- [56] Pei Wang and Nuno Vasconcelos. Scout: Self-aware discriminant counterfactual explanations. In *Conference on computer vision and pattern recognition*, pages 8981–8990, 2020.
- [57] Ren Wang, Gaoyuan Zhang, Sijia Liu, Pin-Yu Chen, Jinjun Xiong, and Meng Wang. Practical detection of trojan neural networks: Data-limited and data-free cases. *arXiv preprint arXiv:2007.15802*, 2020.
- [58] Shuo Wang, Surya Nepal, Carsten Rudolph, Marthie Grobler, Shangyu Chen, and Tianle Chen. Backdoor attacks against transfer learning with pre-trained deep learning models. *arXiv preprint arXiv:2001.03274*, 2020.
- [59] Eric Wong, Leslie Rice, and J Zico Kolter. Fast is better than free: Revisiting adversarial training. *arXiv preprint arXiv:2001.03994*, 2020.
- [60] Kwang Moo Yi, Eduard Trulls, Vincent Lepetit, and Pascal Fua. Lift: Learned invariant feature transform. In *European conference on computer vision*, pages 467–483. Springer, 2016.
- [61] Manzil Zaheer, Satwik Kottur, Siamak Ravanbakhsh, Barnabas Poczos, Russ R Salakhutdinov, and Alexander J Smola. Deep sets. In *Neural information processing systems*, pages 3391–3401, 2017.
- [62] Xiaoyu Zhang, Ajmal Mian, Rohit Gupta, Nazanin Rahnavard, and Mubarak Shah. Cassandra: Detecting trojaned networks from adversarial perturbations. *arXiv preprint arXiv:2007.14433*, 2020.
- [63] Zaixi Zhang, Jinyuan Jia, Binghui Wang, and Neil Zhenqiang Gong. Backdoor attacks to graph neural networks. *arXiv preprint arXiv:2006.11165*, 2020.
- [64] Pu Zhao, Pin-Yu Chen, Payel Das, Karthikeyan Natesan Ramamurthy, and Xue Lin. Bridging mode connectivity in loss landscapes and adversarial robustness. *arXiv preprint arXiv:2005.00060*, 2020.
- [65] Liuwan Zhu, Rui Ning, Cong Wang, Chunsheng Xin, and Hongyi Wu. Gangsweep: Sweep out neural backdoors by gan. In *International conference on multimedia*, pages 3173–3181, 2020.

7. Implementation Details

We provide implementation details for our model and SOTA methods.

Our model: We compute the per-class attributions using Integrated Gradient [48] and Gradient \times Activation using the Captum library[27]. The temporal encoder in *TrinityAI* is either a CNN or a Transformer. The CNN consists of two 1D-CNN layers with `kernel_size = 13`, `stride = 1`, and `output_channels = 4` and 16. There is a 1D-MaxPool (`kernel_size=9`, `stride = 2`) and a ReLU after each layer. We use the Transformer encoder with positional encoding [53] and its hyperparameters such as `number_of_heads` and `num_layers` are set using the performance on the validation split. We also use the validation split to set the learning rate and perform early stopping. To mitigate issues with small training datasets, we use an ensemble strategy by training 5 models with different random seeds and average their output scores. We use the Adam optimizer with cross-entropy loss, and set batch-size to 32 for optimization.

Cassandra [62]: uses Universal Adversarial Perturbations (UAP) [38] based attack to generate a universal noise pattern from the clean images. The attack is untargeted and thus generates a single noise pattern for all the clean images, which would cause misclassification when added to the input. Cassandra is based on the intuition that such noise pattern contains useful information about the decision boundaries, and would thus help differentiate between a benign and a Trojaned model. Cassandra generates such noise patterns for all the DNNs in a dataset and uses it as input to train a deep Trojan detector. We implemented this model since the code was not publicly available.

Within UAP we used the FGSM attack instead of the original DeepFool attack since the latter was too slow [18]. We used the ART library⁴ to implement this attack with norm set to L1, `eps=5000`, `delta=0.25`, and the maximum iterations for UAP were set to 20. We set these parameters based on extensive experimentation and the information provided in the paper. We also found this attack to be more effective than the L_{inf} as used in the paper. Following the paper, we used Mobilenet-v2 [20] to encode the noise pattern, a 5 layer MLP to encode the 50×50 maximum energy crop from the noise pattern, and also appended the $\frac{L1\ Norm}{Fooling\ Ratio}$ to the outputs of the previous two networks. We only used a single branch based on the L1 attack as we found it give similar results. We use Adam optimizer, cross-entropy loss, and set batch-size to 32 for optimization. The learning rate was set sing the validation set.

Neural Cleanse [55]: tries to reverse engineer the trigger using an optimization that generates a sparse mask and a trigger pattern that causes misclassification to a specific target class. We used the code⁵ provided by authors to implement this method. We followed the paper and repeated the optimization for each dataset class (as the possible target label) and obtained their $L1$ norms. We then identified the trigger and its associated class based on it showing up as an outlier (using Mean Absolute Deviation (MAD)) with the smaller $L1$ norm in the distribution. Each model was assigned a detection score (measuring if the model is Trojaned) of 1 if a class was identified as an outlier and 0 otherwise. We also experimented with using other measures such as using the anomaly index from MAD as detection scores but did not found them to be helpful. We selected parameters such as attack accuracy, learning rate, regularization hyper-parameter using the validation set.

Universal Litmus Patterns [28]: learns a set of universal noise patterns that are passed through a model, pools the logit outputs, and then classify into a benign or a Trojaned model. We used the code⁶ provided by the authors for implementation. We selected the parameters such as number of noise patterns and learning rate using the validation set. We report performance for only Triggered-MNIST and NIST-TrojAI-Round1 since the model was too slow to train on Round2 and Round3 due to the time required to load a DNN in the GPU for every iteration (each datapoint is a DNN during learning).

8. Detailed for Triggered MNIST Dataset



Figure 6. Few poisoned samples from Triggered MNIST Dataset showing the two types of triggers used to generate the dataset

We use the code provided by NIST⁷ to generate 810 DNNs (50% are Trojaned). To generate poisoned data, we inserted

⁴<https://github.com/Trusted-AI/adversarial-robustness-toolbox>

⁵<https://github.com/bolunwang/backdoor>

⁶<https://github.com/UMBCvision/Universal-Litmus-Patterns/>

⁷<https://github.com/trojai/trojai>

two types of triggers into clean MNIST images as shown in [Figure 6](#). We used 3 model architectures ModdedBadNet (2 Conv + 1 Dense layers), BadNet (2 Conv + 2 Dense layers) and ModdedLeNet5 (3 Conv + 2 Dense layers) to generate the dataset. For more details on the poisoned data and model architecture refer to [\[62\]](#). The dataset comprises of 810 models of which 405 models are benign and are trained with random seeds with $98.59\% \pm 0.94\%$ validation accuracy on clean data. For training Trojaned models we randomly selected combinations of model architecture, trigger type, and different trigger fractions (from 0.05, 0.1, 0.15, 0.2). We only used any-to-one targeted attacks. We also randomly varied the number of source classes to make the dataset challenging ($\text{len}(C_s) \leq 2$ or $\text{len}(C_s) \geq 5$). We discarded models with less than 90% validation accuracy on corresponding triggered data to keep only robustly trained Trojaned models. This remaining 405 Trojaned models had $97.41\% \pm 6.50\%$ validation accuracy on clean data and $97.07\% \pm 3.00\%$ validation accuracy on corresponding triggered data. Finally we use 200 clean images with 20 images per class.