

# On some Féjer-type trigonometric sums

R. B. PARIS\*

*Division of Computing and Mathematics,  
Abertay University, Dundee DD1 1HG, UK*

## Abstract

We examine the four Féjer-type trigonometric sums of the form

$$S_n(x) = \sum_{k=1}^n \frac{f(g(kx))}{k} \quad (0 < x < \pi)$$

where  $f(x)$ ,  $g(x)$  are chosen to be either  $\sin x$  or  $\cos x$ . The analysis of the sums with  $f(x) = g(x) = \cos x$ ,  $f(x) = \cos x$ ,  $g(x) = \sin x$  and  $f(x) = \sin x$ ,  $g(x) = \cos x$  is reasonably straightforward. It is shown that these sums exhibit unbounded growth as  $n \rightarrow \infty$  and also present ‘spikes’ in their graphs at certain  $x$  values for which we give an explanation.

The main effort is devoted to the case  $f(x) = g(x) = \sin x$ , where we present arguments that strongly support the conjecture made by H. Alzer that  $S_n(x) > 0$  in  $0 < x < \pi$ . The graph of the sum in this case presents a jump in the neighbourhood of  $x = \frac{2}{3}\pi$ . This jump is explained and is quantitatively estimated when  $n \rightarrow \infty$ .

**MSC:** 33B10, 41A30, 42A32

**Keywords:** Féjer sums, sine and cosine sums, trigonometric sums, asymptotics

---

## 1. Introduction

In 1910 Féjer conjectured that all partial sums of the series  $\sum_{k=1}^{\infty} \frac{\sin kx}{k} = \frac{1}{2}(\pi - x)$  in the interval  $0 < x \leq \pi$  are positive, namely

$$s_n(x) = \sum_{k=1}^n \frac{\sin kx}{k} > 0 \quad n \geq 1, \quad 0 < x < \pi. \quad (1.1)$$

Proofs of this result were given by Jackson [4], Gronwall [3], Landau [5], Féjer [2] and Turán [6]. A similar result for the cosine series is [8]

$$c_n(x) = \sum_{k=1}^n \frac{\cos kx}{k} > -1 \quad n \geq 1, \quad 0 < x < \pi. \quad (1.2)$$

Extensions of the above trigonometric sums considered here have the form

$$S_n^{(1)}(x) = \sum_{k=1}^n \frac{\cos(\cos kx)}{k}, \quad S_n^{(2)}(x) = \sum_{k=1}^n \frac{\cos(\sin kx)}{k},$$

---

\*E-mail address: r.paris@abertay.ac.uk

$$S_n^{(3)}(x) = \sum_{k=1}^n \frac{\sin(\cos kx)}{k}, \quad S_n^{(4)}(x) = \sum_{k=1}^n \frac{\sin(\sin kx)}{k}. \quad (1.3)$$

Recently, Alzer [1] made the following conjecture concerning  $S_n^{(4)}(x)$  based on numerical evidence:

**Conjecture.** *For all positive integer  $n$  and  $0 < x < \pi$  we have*

$$S_n^{(4)}(x) = \sum_{k=1}^n \frac{\sin(\sin kx)}{k} > 0, \quad (1.4)$$

where the constant lower bound is sharp.

The investigation of the sums  $S_n^{(j)}(x)$ ,  $1 \leq j \leq 3$  is relatively straightforward and will be dealt with in Section 3. Our main effort is concentrated on the sum  $S_n^{(4)}(x)$  and is considered in Section 4. We do not claim to establish a proof of the above conjecture but we present arguments that strongly suggest its validity. For this purpose, we shall make use of the identities [7, p. 226]

$$\left. \begin{aligned} \sin(z \cos \theta) &= 2 \sum_{r=0}^{\infty} (-)^r J_{2r+1}(z) \cos((2r+1)\theta), \\ \sin(z \sin \theta) &= 2 \sum_{r=0}^{\infty} J_{2r+1}(z) \sin((2r+1)\theta) \end{aligned} \right\} \quad (1.5)$$

valid for  $z, \theta \in \mathbf{C}$ , where  $J_\nu(z)$  denotes the Bessel function of the first kind, together with some basic properties of the sine and cosine series  $s_n(x)$  and  $c_n(x)$  in (1.1) and (1.2), which we present in the next section.

## 2. Properties of the basic series $s_n(x)$ and $c_n(x)$

In this section we present some basic properties of the simple sine and cosine series  $s_n(x)$  and  $c_n(x)$  defined in (1.1) and (1.2). Both these series are periodic functions of  $x$  with period  $2\pi$ . Typical plots of these functions are illustrated in Fig. 1.

### 2.1 Properties of $s_n(x)$

Some straightforward properties of  $s_n(x)$  are:

(i) Since  $s'_n(x) = \sum_{k=1}^n \cos kx$ , we have the derivatives

$$s'_n(0) = n, \quad s'_n(\pi) = \sum_{k=1}^n (-)^k = \begin{cases} 0 & (n \text{ even}) \\ -1 & (n \text{ odd}). \end{cases} \quad (2.1)$$

It is seen that the curves  $s_n(x)$  approach the endpoint  $x = \pi$  in different manners according to the parity of  $n$ .

(ii) With  $p$  a positive integer, the functions  $s_n(px)$  approach the sawtooth function as  $n \rightarrow \infty$ , with positive and negative parts in  $(0, \pi)$  when  $p \geq 2$ . The extreme values are approximately  $\pm 1.852$  as  $n \rightarrow \infty$  due to the well-known Gibbs phenomenon. In Section 4, we shall take the extreme values to be

$$\xi := \sup\{\pm s_n(x) : x \in (0, 2\pi)\} = 2. \quad (2.2)$$

(iii) For odd integer  $p \geq 3$ , the functions  $s_n(px)$  are positive in the intervals

$$(0, \pi/p), \quad (2\pi/p, 3\pi/p), \quad (4\pi/p, 5\pi/p), \quad \dots, \quad ((p-1)\pi/p, \pi). \quad (2.3)$$

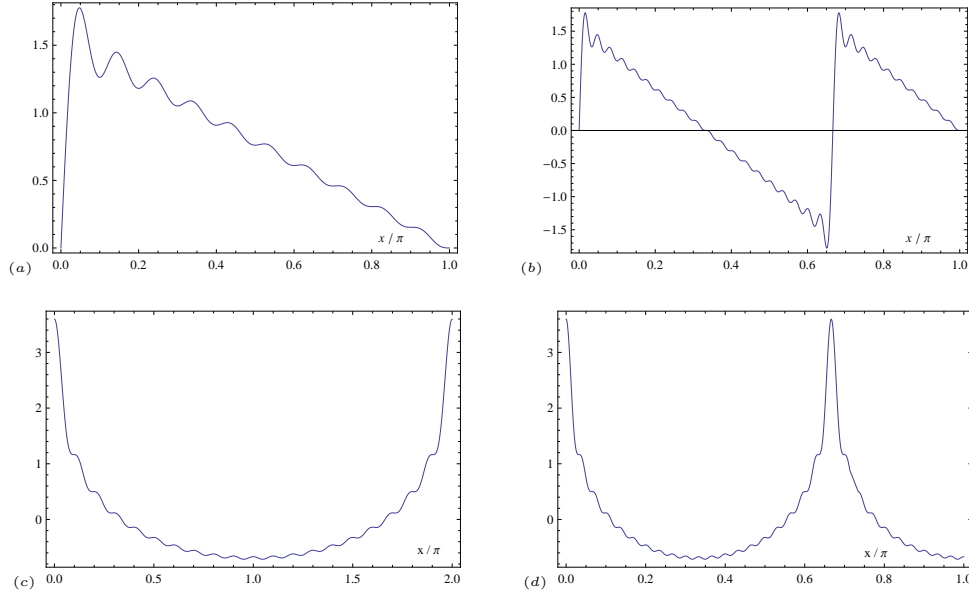


Figure 1: Plots of (a)  $s_n(x)$ , (b)  $s_n(3x)$  for  $0 \leq x \leq \pi$ , (c)  $c_n(x)$  for  $0 \leq x \leq 2\pi$  and (d)  $c_n(3x)$  for  $0 \leq x \leq \pi$  when  $n = 20$ .

More recondite properties resulting from detailed examination of the curves  $s_n(x)$  for different  $n$  (which we do not show here) are:

(iv) For  $n \geq 2$ , the minimum value of  $s_n(x)$  in the interval  $[\frac{1}{3}\pi, \frac{2}{3}\pi]$  is given by

$$s_2(\frac{2}{3}\pi) = s_3(\frac{2}{3}\pi) = \frac{\sqrt{3}}{4}. \quad (2.4)$$

(v) For  $n \geq 2$ , the lowest curve in the intervals  $(0, \pi\lambda)$  and  $(\frac{2}{3}\pi, \pi)$  is

$$s_2(x) = \sin x(1 + \cos x). \quad (2.5)$$

The quantity  $\lambda$ , which results from the first intersection (measured from  $x = 0$ ) of the curves corresponding to  $n = 2$  and  $n = 9$ , has the value  $\lambda \doteq 0.207685$ .

## 2.2 Properties of $c_n(x)$

From the periodicity of  $c_n(x)$  we have

$$c_n(2\pi k) = \sigma_n \quad (k = 0, 1, 2, \dots), \quad (2.6)$$

where

$$\sigma_n := \sum_{k=1}^n \frac{1}{k} = \psi(n+1) + \gamma, \quad (2.7)$$

with  $\psi(x) = \Gamma'(x)/\Gamma(x)$  and  $\gamma = 0.5772156\dots$  being the Euler-Mascheroni constant. In addition, we have the symmetry property

$$c_n(x) = c_n(2\pi - x) \quad (0 \leq x \leq 2\pi). \quad (2.8)$$

The cosine series is then easily seen to satisfy the inequality

$$-1 < c_n(x) \leq \sigma_n \quad (x > 0). \quad (2.9)$$

Typical plots of  $c_n(x)$  and  $c_n(3x)$  are shown in Fig. 1.

From the large- $x$  behaviour  $\psi(x) \sim \log x - \frac{1}{2x} + O(x^{-2})$  [7, p. 140], we see that

$$\sigma_n = \log n + \gamma + \frac{1}{2n} + O(n^{-2}) \quad (n \rightarrow \infty). \quad (2.10)$$

Hence it follows that

$$c_n(2\pi k) = \log n + \gamma + O(n^{-1}) \quad (k = 0, 1, 2, \dots; n \rightarrow \infty).$$

Some specific evaluations of  $c_n(x)$  will be useful in what follows. When  $x = \pi$  we have the value

$$c_n(\pi) = \sum_{k=1}^n \frac{(-)^k}{k} = \psi\left(\frac{1}{2}n + 1 - \frac{1}{2}r\right) - \psi(n + 1),$$

where  $r = 0$  ( $n$  even) and  $r = 1$  ( $n$  odd). The value of  $c_n(\frac{2}{3}\pi)$  is given by

$$c_n\left(\frac{2}{3}\pi\right) = \sum_{k=1}^n \frac{\cos(\frac{2}{3}\pi k)}{k},$$

which, when  $n = 3m + r$ ,  $r = 0, 1, 2$ , yields

$$\begin{aligned} c_n\left(\frac{2}{3}\pi\right) &= \frac{1}{3} \left(1 + \frac{1}{2} + \frac{1}{3} + \dots + \frac{1}{m}\right) - \frac{1}{2} \left(1 + \frac{1}{2} + \frac{1}{4} + \frac{1}{5} + \dots + \frac{1}{3m+r}\right) \\ &= \frac{1}{2} \left(1 + \frac{1}{2} + \frac{1}{3} + \dots + \frac{1}{m}\right) - \frac{1}{2} \left(1 + \frac{1}{2} + \frac{1}{3} + \dots + \frac{1}{3m+r}\right) \\ &= \frac{1}{2} \left\{ \psi\left(\frac{1}{3}n + 1 - \frac{1}{3}r\right) - \psi(n + 1) \right\}. \end{aligned} \quad (2.11)$$

Consequently, we find the large- $n$  behaviour

$$c_n\left(\frac{2}{3}\pi\right) = -\frac{1}{2} \log 3 + O(n^{-1}), \quad c_n(\pi) = -\log 2 + O(n^{-1}) \quad (n \rightarrow \infty). \quad (2.12)$$

### 3. The trigonometric sums $S_n^{(j)}(x)$ ( $j = 1, 2, 3$ )

In Fig. 2 we show typical plots of the trigonometric sums  $S_n^{(j)}(x)$  for  $1 \leq j \leq 4$  and  $0 \leq x \leq \pi$ . We note that the sums  $S_n^{(1)}(x)$  and  $S_n^{(2)}(x)$  are symmetrical about  $x = \frac{1}{2}\pi$ , whereas the other sums do not possess this symmetry. In Fig. 2(a, b) the appearance of a ‘spike’ at  $x = \frac{1}{2}\pi$  is just visible when  $n = 200$ ; this ‘spike’ becomes more pronounced as  $n$  increases. A ‘spike’ is also visible near  $x = \frac{2}{3}\pi$  in the graph of  $S_n^{(3)}(x)$  in Fig. 2(c). The graph of  $S_n^{(4)}(x)$ , however, exhibits a finite jump near  $x = \frac{2}{3}\pi$ ; this is considered in detail in Section 4. All the curves consist of tiny undulations that are too small to be visible on the scale of the figures.

#### 3.1 The sum $S_n^{(1)}(x)$

The sum  $S_n^{(1)}(x)$  satisfies  $S_n^{(1)}(0) = \sigma_n \cos(1)$  and, since  $\cos kx \in [-1, 1]$ , it readily follows that

$$S_n^{(1)}(x) = \sum_{k=1}^n \frac{\cos(\cos kx)}{k} \geq \cos(1) \sum_{k=1}^n \frac{1}{k} = \sigma_n \cos(1). \quad (3.1)$$

It is found from numerical calculations when  $n$  is even and  $n \geq 18$  that the maximum value of  $S_n^{(1)}(x)$  occurs at  $x = \frac{1}{2}\pi$ ; the maximum value also occurs at  $x = \frac{1}{2}\pi$  for all odd values of  $n$ . When

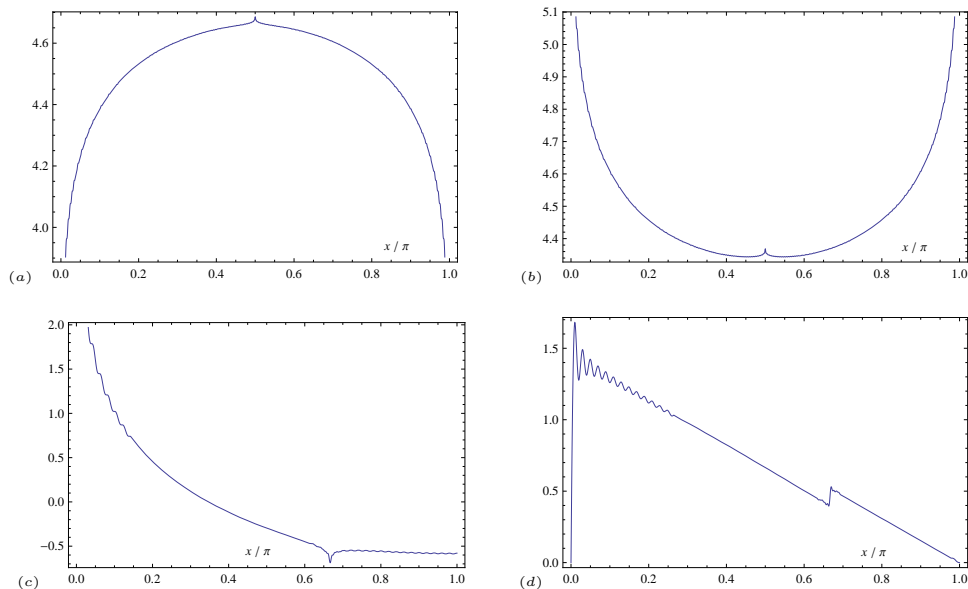


Figure 2: Plots of the Féjer-type sums for  $0 \leq x \leq \pi$ : (a)  $S_n^{(1)}(x)$ , (b)  $S_n^{(2)}(x)$ , (c)  $S_n^{(3)}(x)$  when  $n = 200$  and (d)  $S_n^{(4)}(x)$  when  $n = 100$ .

$n$  is even and  $n \leq 16$  the maximum value of  $S_n^{(1)}(x)$  occurs at the neighbouring local maxima situated at

$$x = \frac{1}{2}\pi \pm \frac{\pi}{2n+2}.$$

In Fig. 3(a) we show details of the ‘spike’ occurring in  $S_n^{(1)}(x)$  near  $x = \frac{1}{2}\pi$  that becomes progressively more pronounced as  $n$  increases.

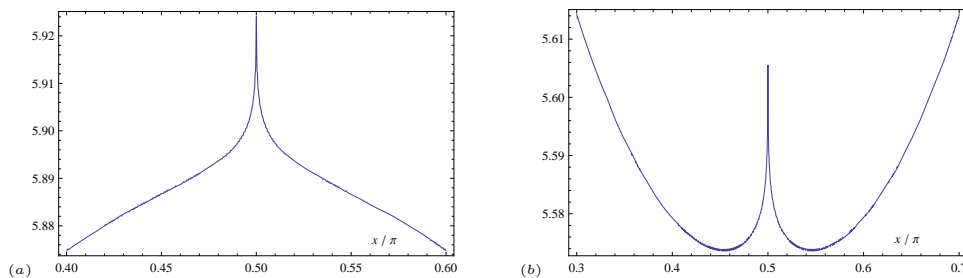


Figure 3: Plots of  $S_n^{(j)}(x)$ ,  $j = 1, 2$  for  $x$  near  $\frac{1}{2}\pi$  when  $n = 1000$ .

To determine the height of the ‘spike’ we consider the value of  $S_n^{(1)}(x)$  at  $x = \frac{1}{2}\pi$ . When  $n = 2m$  is an even integer, we have

$$\begin{aligned} S_n^{(1)}\left(\frac{1}{2}\pi\right) &= 1 + \frac{1}{3} + \frac{1}{5} + \cdots + \frac{1}{2m-1} + \frac{\cos(1)}{2} \left( 1 + \frac{1}{2} + \frac{1}{3} + \cdots + \frac{1}{m} \right) \\ &= \frac{1}{2} \psi\left(\frac{1}{2}n + \frac{1}{2}\right) + \frac{1}{2} \gamma + \log 2 + \frac{\cos(1)}{2} \left\{ \psi\left(\frac{1}{2}n + 1\right) + \gamma \right\} \quad (n \text{ even}) \end{aligned}$$

and in a similar manner when  $n$  is an odd integer

$$S_n^{(1)}(\tfrac{1}{2}\pi) = \frac{1}{2}\psi(\tfrac{1}{2}n + 1) + \frac{1}{2}\gamma + \log 2 + \frac{\cos(1)}{2} \left\{ \psi(\tfrac{1}{2}n + \tfrac{1}{2}) + \gamma \right\} \quad (n \text{ odd}).$$

Thus we have the large- $n$  behaviour

$$S_n^{(1)}(\tfrac{1}{2}\pi) \sim \frac{(1 + \cos(1))}{2} \log(\tfrac{1}{2}n) \quad (n \rightarrow \infty). \quad (3.2)$$

Thus the height of the ‘spike’ increases without limit as  $n \rightarrow \infty$  and consequently there is no finite upper bound for the sum  $S_n^{(1)}(x)$ .

### 3.2 The sum $S_n^{(2)}(x)$

The sum  $S_n^{(2)}(x)$  satisfies  $S_n^{(2)}(0) = \sigma_n$  and, since  $\sin kx \in [-1, 1]$ , it readily follows that

$$S_n^{(2)}(x) = \sum_{k=1}^n \frac{\cos(\sin kx)}{k} > \cos(1) \sum_{k=1}^n \frac{1}{k} = \sigma_n \cos(1). \quad (3.3)$$

Plots of  $S_n^{(2)}(x)$  are shown in Figs. 2(b) and 3(b), where when  $n = 200$  the central spike at  $x = \frac{1}{2}\pi$  is just visible, whereas when  $n = 1000$  it is more prominent. When  $n = 2m$  is an even integer, the value at  $x = \frac{1}{2}\pi$  is given by

$$\begin{aligned} S_n^{(2)}(\tfrac{1}{2}\pi) &= \cos(1) \left\{ 1 + \frac{1}{3} + \frac{1}{5} + \cdots + \frac{1}{2m-1} \right\} + \frac{1}{2} \left\{ 1 + \frac{1}{2} + \frac{1}{3} + \cdots + \frac{1}{m} \right\} \\ &= \cos(1) \left\{ \frac{1}{2}\psi(\tfrac{1}{2}n + \tfrac{1}{2}) + \frac{1}{2}\gamma + \log 2 \right\} + \frac{1}{2} \left\{ \psi(\tfrac{1}{2}n + 1) + \gamma \right\} \quad (n \text{ even}) \end{aligned}$$

and similarly

$$S_n^{(2)}(\tfrac{1}{2}\pi) = \cos(1) \left\{ \frac{1}{2}\psi(\tfrac{1}{2}n + 1) + \frac{1}{2}\gamma + \log 2 \right\} + \frac{1}{2} \left\{ \psi(\tfrac{1}{2}n + \tfrac{1}{2}) + \gamma \right\} \quad (n \text{ odd}).$$

Thus, we have the large- $n$  behaviour of the central spike given by

$$S_n^{(2)}(\tfrac{1}{2}\pi) \sim \frac{(1 + \cos(1))}{2} \log(\tfrac{1}{2}n) \quad (n \rightarrow \infty), \quad (3.4)$$

which is asymptotically less than the value  $S_n^{(2)}(0) = \sigma_n \sim \log n$ . This leads us to the conjecture based on the above estimate of the central spike and numerical evidence that

$$\sigma_n \cos(1) < S_n^{(2)}(x) \leq \sigma_n \quad (0 \leq x \leq \pi). \quad (3.5)$$

### 3.3 The sum $S_n^{(3)}(x)$

The sum  $S_n^{(3)}(x)$  satisfies  $S_n^{(3)}(0) = \sigma_n \sin(1)$  and

$$S_n^{(3)}(\pi) = \sum_{k=0}^n \frac{\sin(\cos \pi k)}{k} = \sin(1) \sum_{k=1}^n \frac{(-)^k}{k} = \sin(1) \left\{ \psi(\tfrac{1}{2}n + 1 - \tfrac{1}{2}r) - \psi(n + 1) \right\},$$

where  $r = 0$  ( $n$  even) and  $r = 1$  ( $n$  odd). Thus for large  $n$  we find

$$S_n^{(3)}(\pi) \sim -\sin(1) \log 2 \doteq -0.583263.$$

A typical plot of  $S_n^{(3)}(x)$  is shown in Fig. 2(c), where it is seen that there is a negative spike situated near  $x = \frac{2}{3}\pi$ .

Routine algebra shows that when  $n = 3m + r$ ,  $m = 0, 1, 2, \dots$  and for  $r = 0, 1, 2$

$$\begin{aligned} S_n^{(3)}\left(\frac{2}{3}\pi\right) &= \frac{1}{3} \sin(1) \left(1 + \frac{1}{2} + \dots + \frac{1}{m}\right) - \sin\left(\frac{1}{2}\right) \left(1 + \frac{1}{2} + \frac{1}{4} + \frac{1}{5} + \dots + \frac{1}{3m-1} + \sum_{k=1}^r \frac{1}{3m+k}\right) \\ &= \frac{1}{3} (\sin\left(\frac{1}{2}\right) + \sin(1)) \left(1 + \frac{1}{2} + \dots + \frac{1}{m}\right) - \sin\left(\frac{1}{2}\right) \sum_{k=1}^{3m+r} \frac{1}{k} \\ &= \frac{1}{3} (\sin\left(\frac{1}{2}\right) + \sin(1)) \left(\psi\left(\frac{n}{3} + 1 - \frac{r}{3}\right) + \gamma\right) - \sin\left(\frac{1}{2}\right) \left(\psi(n+1) + \gamma\right). \end{aligned}$$

Thus, we obtain the large- $n$  behaviour

$$S_n^{(3)}\left(\frac{2}{3}\pi\right) \sim \frac{1}{3} \left\{ \sin(1) - 2 \sin\left(\frac{1}{2}\right) \right\} \log n \sim -0.0391267 \log n \quad (n \rightarrow \infty). \quad (3.6)$$

This result shows that the negative spike grows without bound as  $n \rightarrow \infty$ . For example, when  $n = 4 \times 10^5$  we find the value  $S_n^{(3)}\left(\frac{2}{3}\pi\right) \doteq -1.011006$ .

We now give a qualitative explanation for the appearance of the negative spike in  $S_n^{(3)}(x)$  at  $x = \frac{2}{3}\pi$ , which is just visible in Fig. 2(c) when  $n = 200$ . From the first relation in (1.5) we have

$$S_n^{(3)}(x) = 2 \sum_{r=0}^{\infty} (-)^r J_{2r+1}(1) c_n((2r+1)x), \quad (3.7)$$

where  $c_n(x)$  is defined in (1.2). The Bessel function satisfies  $J_\nu(1) > 0$  for  $\nu \geq 0$  and decreases rapidly with increasing  $\nu$  given by the asymptotic formula [7, (10.19.1)]

$$J_\nu(1) \sim \frac{1}{\sqrt{\pi e}} \left(\frac{2\nu}{e}\right)^{-\nu-1/2} \quad (\nu \rightarrow +\infty).$$

The first few values of  $J_{2r+1}(1)$  are:

$$\begin{aligned} J_1(1) &\doteq 0.4400510, & J_3(1) &\doteq 0.0195634, & J_5(1) &\doteq 2.497577 \times 10^{-4}, \\ J_7(1) &\doteq 1.502326 \times 10^{-6}, & J_9(1) &\doteq 5.249250 \times 10^{-9}, \dots \end{aligned}$$

Whenever the argument of the  $c_n(x)$  function in (3.7) equals a multiple of  $2\pi$  (where its value is  $\sigma_n$ ) we can expect a 'spike' in the graph of  $S_n^{(3)}(x)$  as  $n \rightarrow \infty$ . Thus when  $x = \frac{2}{3}\pi$ , we have  $c_n(3x) = c_n(9x) = c_n(15x) = \dots = \sigma_n$  and, using the periodic and symmetry properties of  $c_n(x)$  in (2.8), we obtain

$$S_n^{(3)}\left(\frac{2}{3}\pi\right) = -2\sigma_n \left\{ J_3(1) - J_9(1) + J_{15}(1) - \dots \right\} + 2c_n\left(\frac{2}{3}\pi\right) \left\{ J_1(1) + J_5(1) - J_7(1) - J_{11}(1) + \dots \right\}.$$

From (2.12),  $c_n\left(\frac{2}{3}\pi\right) = O(1)$  as  $n \rightarrow \infty$ , so that

$$S_n^{(3)}\left(\frac{2}{3}\pi\right) = -2\sigma_n \left\{ J_3(1) - J_9(1) + J_{15}(1) - \dots \right\} + O(1) \sim -0.0386302 \sigma_n \quad (n \rightarrow \infty),$$

which results in an increasingly negative spike as  $n \rightarrow \infty$ .

A similar argument shows that when  $x = \frac{2}{5}\pi, \frac{4}{5}\pi$ , where  $c_n(5x) = c_n(15x) = c_n(25x) = \dots = \sigma_n$ , we have

$$\begin{aligned} S_n^{(3)}\left(\frac{2}{5}\pi\right) &= 2\sigma_n \left\{ J_5(1) - J_{15}(1) + J_{25}(1) - \dots \right\} + O(1) \\ &\sim +0.000499515\sigma_n \quad (n \rightarrow \infty). \end{aligned}$$

This results in the appearance of positive spikes in the neighbourhood of  $x = \frac{2}{5}\pi, \frac{4}{5}\pi$  as  $n \rightarrow \infty$ , which have been observed in numerical calculations (which we do not present here). Other spikes will appear, for example at  $x = \frac{2}{7}\pi, \frac{4}{7}\pi$  and  $\frac{6}{7}\pi$ , but require increasingly large values of  $n$  for them to be visible.

#### 4. The trigonometric sum $S_n^{(4)}(x)$

We now examine the central case of  $S_n^{(4)}(x)$  defined by

$$S_n^{(4)}(x) = \sum_{k=1}^n \frac{\sin(\sin kx)}{k} \quad (0 < x < \pi).$$

The aim is to present an argument that strongly supports the conjecture (1.4) and also explains and quantifies the jump in the graphs of  $S_n^{(4)}(x)$  in the vicinity of  $x = \frac{2}{3}\pi$ ; see Fig. 2(d). It is evident that  $S_1^{(4)}(x) > 0$  for  $0 < x < \pi$  so that we can take  $n \geq 2$  throughout. Application of the second equation in (1.5) shows that  $S_n^{(4)}(x)$  can be expressed as the infinite sum involving unit-argument Bessel functions in the form

$$S_n^{(4)}(x) = 2 \sum_{r=0}^{\infty} J_{2r+1}(1) s_n((2r+1)x), \quad (4.1)$$

where the sine series  $s_n(x)$  is defined in (1.1).

Let us define for non-negative integer  $m$

$$F_m(n; x) = \sum_{k=0}^m J_{2k+1}(1) s_n((2k+1)x), \quad T_m(n; x) = \sum_{k=m+1}^{\infty} J_{2k+1}(1) s_n((2k+1)x),$$

so that

$$S_n^{(4)}(x) = 2\{F_m(n; x) + T_m(n; x)\} \quad (m = 0, 1, 2, \dots). \quad (4.2)$$

The tail  $T_m(n; x)$  of the series consists of positive and negative contributions. This can be majorated by taking the most negative value possible for  $s_n(x)$  given by  $-\xi = -2$ ; see (2.2). Thus the most negative value of  $T_m(n; x)$  is

$$\xi \sum_{k=m+1}^{\infty} J_{2k+1}(1) < \sum_{k=m+1}^{\infty} \frac{2^{-2k}}{(2k+1)!}$$

upon use of the result [7, (10.14.4)]  $J_\nu(1) < 2^{-\nu}/\Gamma(1+\nu)$  for  $\nu > -\frac{1}{2}$ .

If we define the bound  $B_m$  by

$$B_m := \sum_{k=m+1}^{\infty} \frac{2^{-2k}}{(2k+1)!} = 2 \sinh \frac{1}{2} - \sum_{k=0}^m \frac{2^{-2k}}{(2k+1)!}, \quad (4.3)$$

then we obtain

$$S_n^{(4)}(x) > 2\{F_m(n; x) - B_m\} \quad (m = 0, 1, 2, \dots). \quad (4.4)$$

The values of  $B_m$  decrease monotonically with  $m$  and are given asymptotically by

$$B_m \sim \frac{2^{-2m-2}}{(2m+3)!} \{1 + O(m^{-2})\} \quad (m \rightarrow \infty). \quad (4.5)$$

Values of  $B_m$  for  $1 \leq m \leq 10$  are shown in Table 1 from which it is apparent that they decrease very rapidly.

We have the following two lemmas:



**Lemma 1.** *The quantity  $B_m$  satisfies the upper bound*

$$B_{m-1} < \frac{\mathcal{H}_m}{2m+1}, \quad \mathcal{H}_m := \frac{2^{-2m}}{(2m)!} \frac{16m^2}{16m^2-1} \quad (m \geq 2). \quad (4.6)$$

Furthermore we have the inequality

$$J_1(1) \sin \frac{\pi}{2m+1} > 2B_{m-1} \quad (m \geq 2). \quad (4.7)$$

*Proof.* From the definition (4.3) we have for  $m \geq 2$

$$\begin{aligned} B_{m-1} &= \sum_{k=m}^{\infty} \frac{2^{-2k}}{(2k+1)!} = \frac{2^{-2m}}{(2m+1)!} \left\{ 1 + \frac{2^{-2}}{(2m+2)(2m+3)} + \frac{2^{-4}}{(2m+2)\dots(2m+5)} + \dots \right\} \\ &< \frac{2^{-2m}}{(2m+1)!} \sum_{r=0}^{\infty} (4m^2)^{-r} = \frac{2^{-2m}}{(2m+1)!} \frac{16m^2}{16m^2-1}, \end{aligned}$$

thereby establishing (4.6).

The inequality (4.7) can be verified by using the lower bound  $\sin \theta \geq 2\theta/\pi$  for  $\theta \in [0, \frac{1}{2}\pi]$  and the upper bound for  $B_{m-1}$  in (4.6). Then (4.7) is satisfied if

$$J_1(1) \frac{2}{\pi} \frac{\pi}{2m+1} > \frac{2\mathcal{H}_m}{2m+1},$$

which yields  $J_1(1) > \mathcal{H}_m$ . Since  $J_1(1) \doteq 0.44005$  and  $\mathcal{H}_m \leq \mathcal{H}_2 = \frac{1}{378}$  ( $m \geq 2$ ) this is seen to be satisfied.

**Lemma 2.** *When  $m = 1$  the sum  $F_1(n; x) > 0$  in  $(0, \pi)$ .*

*Proof.* With  $m = 1$  we have

$$F_1(n; x) = J_1(1)s_n(x) + J_3(1)s_n(3x). \quad (4.8)$$

Now, since  $s_n(x) > 0$  in  $(0, \pi)$  by (1.1) and  $s_n(3x) > 0$  in  $(0, \frac{1}{3}\pi)$  and  $(\frac{2}{3}\pi, \pi)$ , it follows that  $F_1(n; x) > 0$  in  $(0, \frac{1}{3}\pi) \cup (\frac{2}{3}\pi, \pi)$ . In the interval  $[\frac{1}{3}\pi, \frac{2}{3}\pi]$ , the minimum value of  $s_n(x)$  is  $\sqrt{3}/4$  by (2.4) and  $s_n(3x) \leq 0$  with the extreme value taken to be  $-\xi$  by (2.2). Then

$$F_1(n; x) < \frac{\sqrt{3}}{4} J_1(1) - \xi J_3(1) \doteq 0.151421 \quad (x \in [\frac{1}{3}\pi, \frac{2}{3}\pi])$$

and hence  $F_1(n; x) > 0$  in  $(0, \pi)$ .

We now proceed with our positivity argument. From (4.4) when  $m = 1$ , we have

$$S_n^{(4)}(x) > 2\{F_1(n; x) - B_1\}, \quad B_1 = 5.23944 \times 10^{-4}.$$

The roots of  $F_1(n; x) - B_1 = 0$  will be close to  $x = 0$  and  $x = \pi$ , since  $B_1 \ll 1$ . Let  $\mathcal{L}_\lambda$  denote the intervals  $(0, \pi\lambda) \cup (\frac{2}{3}\pi, \pi)$ , where  $\lambda = 0.207685$ ; see §2.1(v). Then for  $x \in \mathcal{L}_\lambda$ , we have  $s_n(3x) > 0$  so that from (4.8)  $F_1(n; x) > J_1(1)s_n(x) = F_0(n; x)$ . Furthermore, since the lowest curve of  $s_n(x)$  in  $\mathcal{L}_\lambda$  corresponds to  $n = 2$  by (2.5), we have

$$F_1(n; x) > F_0(2; x) = J_1(1) \sin x(1 + \cos x) \quad (x \in \mathcal{L}_\lambda)$$

and consequently

$$S_n^{(4)}(x) > 2\{F_0(2; x) - B_1\} \quad (x \in \mathcal{L}_\lambda).$$

Table 1: Values of the roots of  $F_0(2, x) - B_m = 0$  for  $1 \leq m \leq 10$ .

$m$	$B_m$	$x_m^-/\pi$	$x_m^+/\pi$
1	$5.2394432083 \times 10^{-4}$	$1.8949717051 \times 10^{-4}$	0.9574201720
2	$3.1109874947 \times 10^{-6}$	$1.1251639101 \times 10^{-6}$	0.9923025565
3	$1.0789082025 \times 10^{-8}$	$3.9021325986 \times 10^{-9}$	0.9988349231
4	$2.4504202963 \times 10^{-11}$	$8.8625379772 \times 10^{-12}$	0.9998468538
5	$3.9253367506 \times 10^{-14}$	$1.4196930249 \times 10^{-14}$	0.9999820808
6	$4.6717514135 \times 10^{-17}$	$1.6896519501 \times 10^{-17}$	0.9999981010
8	$3.1377910235 \times 10^{-23}$	$1.1348580548 \times 10^{-23}$	0.9999999833
10	$9.2262804088 \times 10^{-30}$	$3.3369075760 \times 10^{-30}$	0.9999999999

The roots of  $F_0(2; x) - B_1 = 0$  are  $x_1^- = 1.895 \times 10^{-4}\pi$  and  $x_1^+ = 0.957\pi$ , which are situated in  $\mathcal{L}_\lambda$ . Hence

$$S_n^{(4)}(x) > 0 \quad \text{for } x \in [x_1^-, x_1^+]. \quad (4.9)$$

When  $m = 2$ , we have

$$S_n^{(4)}(x) > 2\{F_2(n; x) - B_2\}, \quad B_2 = 3.111 \times 10^{-6}.$$

In  $(0, \frac{1}{5}\pi)$  and  $(\frac{4}{5}\pi, \pi)$  both  $s_n(3x)$  and  $s_n(5x)$  are positive. Hence  $S_n^{(4)}(x) > 2\{F_0(n; x) - B_2\}$  for  $x \in (0, \frac{1}{5}\pi) \cup (\frac{4}{5}\pi, \pi)$ . These intervals are contained in  $\mathcal{L}_\lambda$  so that  $F_0(n; x)$  can be replaced by  $F_0(2; x)$  to yield

$$S_n^{(4)}(x) > 2\{F_0(2; x) - B_2\} \quad (x \in (0, \frac{1}{5}\pi) \cup (\frac{4}{5}\pi, \pi)).$$

The roots of  $F_0(2; x) - B_2 = 0$  are  $x_2^- = 1.125\pi \times 10^{-6}$  and  $x_2^+ = 0.992\pi$ . Hence  $S_n^{(4)}(x) > 0$  in the intervals  $[x_2^-, \frac{1}{5}\pi) \cup (\frac{4}{5}\pi, x_2^+]$ . Since  $x_2^- < x_1^- < \frac{1}{5}\pi$  and  $\frac{4}{5}\pi < x_1^+ < x_2^+$ , and  $S_n^{(4)}(x) > 0$  in  $[x_1^-, x_1^+]$  by (4.9), these intervals overlap and so we deduce that

$$S_n^{(4)}(x) > 0 \quad \text{for } x \in [x_2^-, x_2^+]. \quad (4.10)$$

This process can be continued. From (2.3) with  $m \geq 2$ , we have  $s_n((2r+1)x) > 0$  for  $1 \leq r \leq m$  in the intervals

$$L_m := (0, \frac{\pi}{2m+1}) \cup (\frac{2m\pi}{2m+1}, \pi) \subset \mathcal{L}_\lambda \quad (m \geq 2).$$

Then  $S_n^{(4)}(x) > 0$  for  $x \in L_m$ . It follows that  $F_m(n; x) > F_0(n; x) > F_0(2; x)$  for  $x \in L_m$ , so that from (4.4) we obtain

$$S_n^{(4)}(x) > 2\{F_0(2; x) - B_m\} \quad (x \in L_m; m \geq 2).$$

The roots of  $F_0(2; x) - B_m = 0$  are  $x_m^-$  and  $x_m^+$ . From the leading behaviour of  $F_0(2; x) = J_1(1) \sin x(1 + \cos x)$  given by

$$F_0(2; x) \sim \begin{cases} 2xJ_1(1) & (x \rightarrow 0) \\ \frac{1}{2}(\pi - x)^3 J_1(1) & (x \rightarrow \pi), \end{cases}$$

we find that

$$x_m^- \sim \frac{B_m}{2J_1(1)}, \quad x_m^+ \sim \pi - \left(\frac{2B_m}{J_1(1)}\right)^{1/3} \quad (m \gg 1).$$

We now establish a lemma concerning the roots  $x_m^\pm$  and  $x_{m-1}^\pm$ .

**Lemma 3.** *The roots  $x_m^\pm$  and  $x_{m-1}^\pm$  satisfy the inequalities*

$$x_m^- < x_{m-1}^- < \frac{\pi}{2m+1}, \quad \frac{2m\pi}{2m+1} < x_{m-1}^+ < x_m^+ \quad (m \geq 2). \quad (4.11)$$

*Proof.* Since, from (4.5),  $B_m$  is a rapidly decreasing function of  $m$  it follows that  $x_m^-$  and  $x_m^+$  are decreasing and increasing sequences, respectively. Values of  $x_m^\pm$  and  $B_m$  for  $1 \leq m \leq 10$  are presented in Table 1.

The roots  $x_m^-$  are determined from  $\sin x(1 + \cos x) = B_m/J_1(1)$ , from which it follows for  $x_m^- \in (0, \frac{1}{3}\pi)$  that

$$\frac{B_m}{2J_1(1)} < \sin x_m^- < \frac{2B_m}{3J_1(1)}.$$

The requirement that  $x_{m-1}^- < \pi/(2m+1)$  is satisfied if  $\arcsin(2B_{m-1}/(3J_1(1))) < \pi/(2m+1)$ , or

$$J_1(1) \sin \frac{\pi}{2m+1} > \frac{2}{3}B_{m-1} \quad (m \geq 2).$$

This is seen to be verified by (4.7) in Lemma 1.

For the roots  $x_m^+$ , we let  $\hat{x} := \pi - x$ . Then  $\sin \hat{x}(1 - \cos \hat{x}) = B_m/J_1(1)$ , whence for  $\hat{x}_m^+ \in (0, \frac{1}{3}\pi)$  we have

$$\frac{B_m}{J_1(1)} < \sin \hat{x}_m^+ < \frac{2B_m}{J_1(1)}.$$

The second inequality in (4.11)  $x_{m-1}^+ > 2m\pi/(2m+1)$  is therefore satisfied if  $\pi - \arcsin(2B_{m-1}/J_1(1)) > 2m\pi/(2m+1)$ , or

$$J_1(1) \sin \frac{\pi}{2m+1} > 2B_{m-1} \quad (m \geq 2),$$

which is true by Lemma 1.

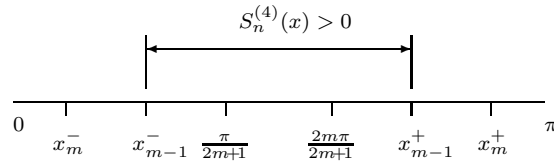


Figure 4: Schematic representation of the roots  $x_m^\pm$  and  $x_{m-1}^\pm$  and the interval of positivity  $[x_{m-1}^-, x_{m-1}^+]$ .

Since the intervals  $[x_m^-, \pi/(2m+1))$  and  $(2m\pi/(2m+1), x_m^+]$  overlap with the interval of positivity  $[x_{m-1}^-, x_{m-1}^+]$  from the previous step (see Fig. 4), it then follows that

$$S_n^{(4)}(x) > 0 \quad x \in [x_m^-, x_m^+]$$

thereby establishing positivity for the  $m$ th step.

From Table 1, it is seen that when  $m = 10$ , we have  $x_{10}^- = 3.337\pi \times 10^{-30}$  and  $x_{10}^+ = 0.9999999999\pi$ . Thus, with this positivity argument we can approach the endpoints  $x = 0$  and  $x = \pi$  as close as we please.

### 5. Concluding remarks

We explain and quantify the positive jump in the graph of  $S_n^{(4)}(x)$  appearing in the vicinity of  $x = \frac{2}{3}\pi$  that is visible in Fig. 2(d). From (4.1), the functions  $s_n(3x)$ ,  $s_n(9x)$ ,  $s_n(15x), \dots$  have arguments close to  $2\pi$ ,  $6\pi$ ,  $10\pi, \dots$ , where they undergo a rapid change from  $-\Delta$  to  $+\Delta$  (the Gibbs phenomenon), where  $\Delta \doteq 1.852$  as  $n \rightarrow \infty$ ; see §2.1(ii). Thus we expect a positive jump in the neighbourhood of  $x = \frac{2}{3}\pi$  equal to approximately

$$2\{J_3(1) + J_9(1) + J_{15}(1) + \dots\}2\Delta \doteq 0.1449 \quad (n \rightarrow \infty). \quad (5.1)$$

Numerical calculations with  $n$  large confirm this value for the jump.

Finally, since  $d/dx S_n^{(4)}(x) = \sum_{k=1}^n \cos(\sin kx) \cos kx$ , we have the derivatives

$$d/dx S_n^{(4)}(0) = n, \quad d/dx S_n^{(4)}(\pi) = \begin{cases} 0 & (n \text{ even}) \\ -1 & (n \text{ odd}) \end{cases} \quad (5.2)$$

Thus the gradient of  $S_n^{(4)}(x)$  at  $x = 0$  becomes progressively steeper as  $n \rightarrow \infty$  and the gradient at  $x = \pi$  is either 0 or  $-1$  depending on the parity of  $n$ . The expansions of  $\sin(\sin kx)$  near  $x = 0$  and  $x = \pi$  are

$$\sin(\sin kx) = \begin{cases} kx - \frac{1}{3}(kx)^3 + \frac{1}{10}(kx)^5 - \dots & (x \rightarrow 0) \\ (-1)^{k-1}(k\hat{x} - \frac{1}{3}(k\hat{x})^3 + \frac{1}{10}(k\hat{x})^5 - \dots) & (x \rightarrow \pi), \end{cases}$$

where  $\hat{x} := \pi - x$ . This leads to the expansions

$$S_n^{(4)}(x) = nx - \frac{1}{6}n(n+1)(2n+1)\left(\frac{1}{3}x^3 - \frac{1}{50}(3n^2 + 3n - 1)x^5 + \dots\right) \quad (x \rightarrow 0)$$

and

$$S_n^{(4)}(x) = \begin{cases} 0 \\ \hat{x} \end{cases} + (-1)^n n(n+1)\left(\frac{1}{6}\hat{x}^3 - \frac{1}{20}(n^2 + n - 1)\hat{x}^5 + \dots\right) \quad n \begin{cases} \text{even} \\ \text{odd} \end{cases} \quad (x \rightarrow \pi),$$

These results are readily seen to yield the derivatives in (5.2).

## References

- [1] H. Alzer, Private communication, 2019.
- [2] L. Féjer, Einige Sätze, die sich auf das Vorzeichen einer ganzen rationalen Funktion beziehen. *Monatsh. Math.* **35** (1928) 305–344.
- [3] T.H. Gronwall, Über die Gibbssche Erscheinung und die trigonometrische Summe  $\sin x + \frac{1}{2} \sin 2x + \dots + \frac{1}{n} \sin nx$ . *Math. Anal.* **72** (1912) 228–243.
- [4] D. Jackson, Über die trigonometrische Summe, *Rend. Circ. Math. Palermo* **32** (1911) 257–262.
- [5] E. Landau, Über eine trigonometrische Ungleichung. *Math. Z.* **37** (1933) 36.
- [6] P. Turán, On a trigonometric sum. *Ann. Soc. Polon. Math.* **25** (1952) 155–161.
- [7] F.W.J. Olver, D.W. Lozier, R.F. Boisvert, C.W. Clark (eds.), *NIST Handbook of Mathematical Functions*, Cambridge University Press, Cambridge, 2010.
- [8] W.H. Young, On certain series of Fourier, *Proc. London Math. Soc.* **11** (1913) 357–366.