

Accuracy of estimation of parameters with space-borne gravitational wave observatory

Chao Zhang,^{1,*} Yungui Gong,^{1,†} Bin Wang,^{2,‡} and Chunyu Zhang^{1,§}

¹*School of Physics, Huazhong University of Science
and Technology, Wuhan, Hubei 430074, China*

²*Center for Gravitation and Cosmology,
Yangzhou University, Yangzhou 225009, China.*

arXiv:2012.01043v1 [gr-qc] 2 Dec 2020

Abstract

Employing the Fisher information matrix approximation, we estimate the errors of parameters with TianQin and LISA for monochromatic gravitational waves. With the long-wavelength approximation we give analytical formulas for the parameter estimation errors. We analyze the amplitude modulation due to the changing orientation of the detector plane and the Doppler effect due to the translational motion of the center of the detector around the Sun. We disclose that in the low frequency regimes there exist different patterns in angular resolutions and estimation errors of the signal's parameters between LISA and TianQin. The angular resolutions and the estimation errors of the signal's parameters fall off as $S_n(f)/f^2$ for TianQin but $S_n(f)$ for LISA. However in the medium frequency regimes we observe the same patterns where the angular resolutions fall off as $S_n(f)/f^2$ and the estimation errors of the signal's parameters fall off as $S_n(f)$ for both TianQin and LISA. In the high frequency regimes, the long-wavelength approximation fails, we numerically calculate the parameter estimation errors for LISA and TianQin and find that the parameter estimation errors measured by TianQin are better than those by LISA.

I. INTRODUCTION

Tens of gravitational wave (GW) detections in the frequency range tens to hundreds hertz were reported by the Laser Interferometer Gravitational-Wave Observatory (LIGO) Scientific Collaboration and the Virgo Collaboration [1–13]. It is expected that the proposed space-based observatories such as Laser Interferometer Space Antenna (LISA) [14, 15], Taiji [16] and TianQin [17] will detect GWs in the frequency regimes $10^{-4} - 10^{-1}$ Hz which are undetectable by the ground-based GW observatories due to the seismic noise and gravity gradient noise.

There are two different configurations and designs for the space-based GW observatory. One configuration has the geocentric orbit with three spacecrafts orbiting the Earth and further rotating around the Sun together with the earth. TianQin takes such design with the normal vector of the detector plane pointing to the source RX J0806.3+1527 [17]. LISA [14, 15] and Taiji [16] adopt design moving in the heliocentric orbit ahead or behind the

* chao.zhang@hust.edu.cn

† yggong@hust.edu.cn

‡ wang_b@sjtu.edu.cn

§ chunyuzhang@hust.edu.cn

Earth by about 20° . LISA and Taiji constellations have an inclination angle of 60° with respect to the ecliptic plane. The inclination angle ensures the three spacecrafts to keep the geometry of an equilateral triangle. The normal vector of the detector plane rotates around the normal vector of the ecliptic plane and forms a cone with a half opening angle of 60° in one year.

Each measured GW signal shaped by a set of parameters carries information about the source: its location in the sky, the inclination angle between the binary's orbital angular momentum and the line of sight, the polarization angle, the amplitude, the initial phase and the frequency which can be accurately determined by the orbital period. The physical parameters of the binary source extracted from the GW signal are strongly correlated. The ability to locate a source in the sky is important in GW observations and parameter estimations, therefore localizing the sky position of the GW source is a key scientific goal for GW observations. The accuracy of the source localization is essential for the follow-up observations of counterparts and the statistical identification of the host galaxy when no counterpart is present. With the information about counterparts or the host galaxy, the redshift z of the source is determined and unprecedented information about its environment may be uncovered. Combining the redshift z with the luminosity distance d_L to the source determined from the GW waveform, we can probe the thermal history of the Universe and measure fundamental cosmological parameters. In particular, the independent measurements of d_L and z from GWs can be used as standard sirens [18, 19] to understand the problem of Hubble tension [20].

Except for different frequency bands between space based and ground based detectors, another important difference is that space based GW observatories can observe binary sources for months to years before the final coalescence. Thus for the space based observations, the periodic Doppler shift imposed on the signal by the translational motion of the detector around the Sun results in amplitude and phase modulations of the detector output which encode information about both the detector position and the angular position of the source, hence the periodic Doppler shift provides us a method of identifying the angular position of the source in the sky. The extraction of parameters from merging compact binaries for LIGO and Virgo network was performed in [21]. The accuracy of the angular resolution of LISA for a monochromatic GW was first investigated in [22, 23] with the simplified detector response and the assumption that all other parameters are known a priori. Cutler then estimated

the angular resolution of LISA and all other parameters including the frequency simultaneously for galactic and extragalactic sources by using a more realistic detector response which accounts for the rotation of the LISA constellation in the long-wavelength approximation [24, 25]. More accurate waveform were also included in the context of coalescing massive black holes binaries and captures of small compact objects by massive holes [26–29]. For equal mass BH binary system with the total mass $10^5 M_\odot$ at the redshift $z = 1$, the LISA-Taiji network can improve the accuracy of the sky localization by two orders of magnitude than each individual detector for one year’s joint observation, and an optimal configuration angle of 40° was suggested for the LISA-Taiji network [30, 31]. By simulating coalescing GWs from super-MBH (SMBH) binary systems with masses $M_1 = 10^7 M_\odot$, $10^6 M_\odot$ and $10^6 M_\odot$ respectively for the primary BH and the mass ratio $q = 1/3$ at the redshift $z = 2$, and 30 days observation until the merger, it was found that the LISA-Taiji network could improve the angular resolution for various time-delay interferometry channels by more than 10 times than each individual LISA or Taiji detector [32]. The improvement from the LISA-Taiji network is relatively moderate for monochromatic GWs at 3 mHz and 10 mHz with one year observation [32]. The precision of the parameter estimation and the sky localization of equal mass SMBH binary systems with masses in the range $10^5 - 10^7 M_\odot$ for TianQin was discussed in [33]. The LISA-TianQin network may improve the sky localization of Galactic double white dwarf binaries up to 3 orders of magnitude [34] comparing with single TianQin detector. The effects on the sky localization due to the different configurations of LISA/Taiji and TianQin and their sky maps of the sky localization for monochromatic GWs were analyzed in [35]. For more discussion on the accuracy of sky localizations, please see Refs. [36–46].

In this paper, we consider GW signals from two compact objects such as white dwarfs, neutron stars or black holes. During the operation time of the space-borne GW observatory, there is nearly no frequency evolution in the early inspiral of these systems. The GWs emitted by these sources can be treated as monochromatic. The detection of these sources is anticipated to provide us with new insights into the formation and the evolution of relativistic objects and the physics in the early universe. The aim of the present paper is to investigate the accuracy of the estimation of these parameters for TianQin and LISA. Estimation errors of sky positions of sources and other parameters are mainly dependent on the amplitude modulation due to the changing orientation of the detector plane and

the Doppler effect due to the translational motion of the center of the detector around the Sun. The amplitude of the detector response is modulated by the annual rotation of the LISA array which improves the measurement of the sky position. For TianQin, there exists no such modulation. Apart from the amplitude modulation, the phase of the detector response modulated by the Doppler effect for TianQin and LISA also improves the parameters estimation. Therefore, the correlations between the amplitude modulation and Doppler modulation make the analysis of sky localization quite different for TianQin and LISA.

We present the result of the estimation of the parameters with TianQin and LISA for monochromatic GWs. To analyze the estimation errors we consider two models for the detector response: the exact detector signal and its long-wavelength approximation. In the long-wavelength regime we give compact formulas for the errors as functions of the frequency. In the high frequency domain we numerically calculate errors as functions of the frequency for the single Michelson observable. The organization of the paper is as follows. In Sec. II, we review the Fisher Information Matrix (FIM) method of signal analysis. In Sec. III, we apply the FIM method to TianQin and LISA. We derive the analytical formulas of the parameter estimation errors in long-wavelength domain; in high frequency regimes, we give the numerical results of the parameter estimation errors. The details are put in the Appendix. We present our conclusions and discussions in the last section.

II. THE FISHER INFORMATION MATRIX METHOD

Space-based GW detectors like LISA and Taiji orbit around the Sun. TianQin rotates around the Sun together with the Earth. It is convenient to describe GWs and the motion of detectors in the heliocentric coordinate system. For GWs propagating in the direction \hat{w} , we introduce a set of unit vectors $\{\hat{w}, \hat{\theta}, \hat{\phi}\}$ which are perpendicular to each other to form an orthonormal coordinate system,

$$\begin{aligned}
 \hat{\theta} &= \cos(\theta) \cos(\phi) \hat{e}_x + \cos(\theta) \sin(\phi) \hat{e}_y - \sin(\theta) \hat{e}_z, \\
 \hat{\phi} &= -\sin(\phi) \hat{e}_x + \cos(\phi) \hat{e}_y, \\
 \hat{w} &= -\sin(\theta) \cos(\phi) \hat{e}_x - \sin(\theta) \sin(\phi) \hat{e}_y - \cos(\theta) \hat{e}_z.
 \end{aligned} \tag{1}$$

To describe the GW signal, the polarization angle ψ is introduced to form polarization tensors

$$\begin{aligned} e_{ij}^+ &= \hat{p}_i \hat{p}_j - \hat{q}_i \hat{q}_j, & e_{ij}^\times &= \hat{p}_i \hat{q}_j + \hat{q}_i \hat{p}_j, \\ \hat{p} &= \cos \psi \hat{\theta} + \sin \psi \hat{\phi}, & \hat{q} &= -\sin \psi \hat{\theta} + \cos \psi \hat{\phi}. \end{aligned} \quad (2)$$

where \hat{p} and \hat{q} represent the directions of the two polarization axes of the gravitational radiation. For this particular choice of $\{\hat{w}, \hat{p}, \hat{q}\}$, GWs have the form

$$h_{ij}(t) = \sum_A e_{ij}^A h_A(t), \quad (3)$$

where $A = +, \times$ stands for the plus and cross polarization states,

$$\begin{aligned} h_+ &= \mathcal{A} [1 + \cos^2(\iota)] \exp(2\pi i f t + i\phi_0), \\ h_\times &= 2i\mathcal{A} \cos(\iota) \exp(2\pi i f t + i\phi_0), \end{aligned} \quad (4)$$

\mathcal{A} and f are the amplitude and the frequency of GWs respectively, and ϕ_0 is the initial phase.

For a monochromatic GW with the frequency f propagating along the direction \hat{w} , the output of an equal arm space-based interferometric detector with a single round trip of light travel is

$$H(t) = \sum_A F^A h_A(t) e^{i\phi_D(t)}, \quad (5)$$

$$\phi_D(t) = \frac{2\pi f R}{c} \sin \theta \cos \left(\frac{2\pi t}{T} - \phi - \phi_\alpha \right), \quad F^A = \sum_{i,j} D^{ij} e_{ij}^A. \quad (6)$$

where $\phi_D(t)$ is the Doppler phase, ϕ_α is the ecliptic longitude of the detector α at $t = 0$. The rotational period T is 1 year and the radius R of the orbit is 1 AU. The detector tensor D^{ij} is

$$D^{ij} = \frac{1}{2} [\hat{u}^i \hat{u}^j T(f, \hat{u} \cdot \hat{w}) - \hat{v}^i \hat{v}^j T(f, \hat{v} \cdot \hat{w})], \quad (7)$$

where \hat{u} and \hat{v} are the unit vectors along the arms of the detector and $T(f, \hat{u} \cdot \hat{w})$ is [47, 48]

$$\begin{aligned} T(f, \hat{u} \cdot \hat{w}) &= \frac{1}{2} \left\{ \text{sinc} \left[\frac{f}{2f^*} (1 - \hat{u} \cdot \hat{w}) \right] \exp \left[-i \frac{f}{2f^*} (3 + \hat{u} \cdot \hat{w}) \right] \right. \\ &\quad \left. + \text{sinc} \left[\frac{f}{2f^*} (1 + \hat{u} \cdot \hat{w}) \right] \exp \left[-i \frac{f}{2f^*} (1 + \hat{u} \cdot \hat{w}) \right] \right\}, \end{aligned} \quad (8)$$

$\text{sinc}(x) = \sin x/x$, $f^* = c/(2\pi L)$ is the transfer frequency of the detector, c is the speed of light and L is the arm length of the detector.

The signal $H(t)$ depends on several unknown parameters which are to be estimated. To estimate the accuracy of unknown parameters by combining a network of detectors α , we introduce the FIM in frequency domain

$$\begin{aligned}\Gamma_{ij} &= \sum_{\alpha} \left(\frac{\partial H_{\alpha}}{\partial \theta_i} \middle| \frac{\partial H_{\alpha}}{\partial \theta_j} \right) \\ &= 2 \sum_{\alpha} \int_0^{\infty} \frac{\partial_i H_{\alpha}(f) \partial_j H_{\alpha}^*(f) + \partial_j H_{\alpha}(f) \partial_i H_{\alpha}^*(f)}{S_{n,\alpha}(f)} df.\end{aligned}\quad (9)$$

For monochromatic GW sources there is almost no frequency evolution, the FIM can be simplified in time domain

$$\Gamma_{ij} = \frac{1}{S_{n,\alpha}(f)} \sum_{\alpha} \int_0^{T_{obs}} \partial_i H_{\alpha}(t) \partial_j H_{\alpha}^*(t) + \partial_j H_{\alpha}(t) \partial_i H_{\alpha}^*(t) dt, \quad (10)$$

where $T_{obs} = 1$ yr is the observational time, θ_i is the i -th parameter and $\partial_i H_{\alpha} = \partial H_{\alpha} / \partial \theta_i$. We focus mainly on the following parameters of the monochromatic GW signal included in Eq. (10)

$$\boldsymbol{\theta} = \{\theta, \phi, \mathcal{A}, \iota, \psi, \phi_0\}. \quad (11)$$

For space-based interferometers, the noise power spectral density $S_n(f)$ is [15, 17, 49]

$$S_n(f) = \frac{S_x}{L^2} + \frac{4S_a}{(2\pi f)^4 L^2} \left(1 + \frac{10^{-4} \text{Hz}}{f}\right). \quad (12)$$

For LISA, the acceleration noise is $\sqrt{S_a} = 3 \times 10^{-15} \text{ m s}^{-2}/\text{Hz}^{1/2}$, the displacement noise is $\sqrt{S_x} = 15 \text{ pm}/\text{Hz}^{1/2}$ and the arm length is $L_s = 2.5 \times 10^6 \text{ km}$ [15]. Its transfer frequency is $f_s^* = 0.02 \text{ Hz}$. Similarly, for TianQin we have the acceleration noise is $\sqrt{S_a} = 10^{-15} \text{ m s}^{-2}/\text{Hz}^{1/2}$, the displacement noise is $\sqrt{S_x} = 1 \text{ pm}/\text{Hz}^{1/2}$ and the arm length is $L_t = 1.7 \times 10^5 \text{ km}$ [17]. Its transfer frequency is $f_t^* = 0.28 \text{ Hz}$.

The FIM could be split into three parts. Γ_{ij}^{am} denotes the total amplitude modulation and Γ_{ij}^{dm} denotes the Doppler phase modulation and Γ_{ij}^{ad} denotes the interaction of the total amplitude and Doppler phase modulation

$$\Gamma_{ij} = \Gamma_{ij}^{am} + \Gamma_{ij}^{dm} + \Gamma_{ij}^{ad}, \quad (13)$$

where

$$\Gamma_{ij}^{am} = \sum_{\alpha} \left(\frac{\partial (\sum_A F_{\alpha}^A h_A)}{\partial \theta_i} \middle| \frac{\partial (\sum_A F_{\alpha}^A h_A)}{\partial \theta_j} \right), \quad (14)$$

$$\Gamma_{ij}^{dm} = \sum_{\alpha} \left(\sum_A F_{\alpha}^A h_A \frac{\partial (e^{i\phi_D(t)})}{\partial \theta_i} \middle| \sum_A F_{\alpha}^A h_A \frac{\partial (e^{i\phi_D(t)})}{\partial \theta_j} \right), \quad (15)$$

$$\begin{aligned} \Gamma_{ij}^{ad} &= \sum_{\alpha} \left(\frac{\partial (\sum_A F_{\alpha}^A h_A)}{\partial \theta_i} e^{i\phi_D(t)} \middle| \sum_A F_{\alpha}^A h_A \frac{\partial (e^{i\phi_D(t)})}{\partial \theta_j} \right) \\ &+ \sum_{\alpha} \left(\sum_A F_{\alpha}^A h_A \frac{\partial (e^{i\phi_D(t)})}{\partial \theta_i} \middle| \frac{\partial (\sum_A F_{\alpha}^A h_A)}{\partial \theta_j} e^{i\phi_D(t)} \right). \end{aligned} \quad (16)$$

The covariance matrix of the parameters is

$$\sigma_{ij} = \langle \Delta\theta^i \Delta\theta^j \rangle \approx (\Gamma^{-1})_{ij}. \quad (17)$$

The angular uncertainty of the sky localization is evaluated as

$$\Delta\Omega \equiv 2\pi \sin\theta \sqrt{\sigma_{\theta\theta}\sigma_{\phi\phi} - \sigma_{\theta\phi}^2}. \quad (18)$$

III. PARAMETERS ESTIMATION ERRORS

A. The long-wavelength approximation

In this section we derive analytical formulas for the errors of parameter estimations in the long-wavelength (LW) approximation for LISA and TianQin. Note that in the LW approximation $f \ll f^*$, we have $T(f, \hat{u} \cdot \hat{w}) \rightarrow 1$ in Eq. (8).

TianQin is an equilateral triangle constellation with sides of 1.73×10^5 km designed to orbit the Earth with the period of 3.65 days and further rotate around the Sun together with the Earth. In the heliocentric coordinate system the normal vector of the detector plane points to the direction of RX J0806.3+1527 with the latitude $\beta = 94.7^\circ$ and the longitude $\alpha = 120.5^\circ$. The orbits of the unit vectors of detector arms for TianQin are [17]

$$\begin{aligned} \hat{u}_x &= \cos(\omega_s t) \cos(\alpha) \cos(\beta) - \sin(\omega_s t) \sin(\alpha) \\ \hat{u}_y &= \cos(\alpha) \sin(\omega_s t) + \cos(\omega_s t) \cos(\beta) \sin(\alpha) \\ \hat{u}_z &= -\cos(\omega_s t) \sin(\beta) \\ \hat{v}_x &= \cos(\omega_s t + \frac{\pi}{3}) \cos(\alpha) \cos(\beta) - \sin(\omega_s t + \frac{\pi}{3}) \sin(\alpha) \\ \hat{v}_y &= \cos(\alpha) \sin(\omega_s t + \frac{\pi}{3}) + \cos(\omega_s t + \frac{\pi}{3}) \cos(\beta) \sin(\alpha) \\ \hat{v}_z &= -\cos(\omega_s t + \frac{\pi}{3}) \sin(\beta) \end{aligned} \quad (19)$$

where $\omega_s = 2\pi/(3.65 \text{ days})$. The FIM in the LW approximation could be written as a sum in a compact form (the details can be seen in Appendix A)

$$\Gamma^{LW} = (\Gamma^{am} + \Gamma^{dm} + \Gamma^{ad}) T_{obs}, \quad (20)$$

where Γ^{am} is singular and independent of the frequency,

$$\Gamma^{dm} = \left(\frac{2\pi f R}{c}\right)^2 \begin{pmatrix} \mathbf{D}_{2 \times 2}, \mathbf{0}_{2 \times 4} \\ \mathbf{0}_{4 \times 2}, \mathbf{0}_{4 \times 4} \end{pmatrix}, \quad \Gamma^{ad} = \frac{2\pi f R}{c} \begin{pmatrix} \mathbf{0}_{2 \times 2}, \mathbf{0}_{2 \times 4} \\ \mathbf{0}_{4 \times 2}, \mathbf{0}_{4 \times 4} \end{pmatrix}. \quad (21)$$

LISA mission is proposed as an equilateral triangle constellation with sides of 2.5×10^6 km. The constellation has an inclination angle of 60° with respect to the ecliptic plane and trails the Earth by about 20° . In the heliocentric coordinate system, the orbits of the unit vectors of detector arms for LISA are [25]

$$\begin{aligned} \hat{u}_x &= -\sin(\omega_s t) \cos(\omega_s t) + \cos(\pi/3) \cos(\omega_s t) \sin(\omega_s t) \\ \hat{u}_y &= \cos(\omega_s t) \cos(\omega_s t) + \cos(\pi/3) \sin(\omega_s t) \sin(\omega_s t) \\ \hat{u}_z &= \sin(\pi/3) \sin(\omega_s t) \\ \hat{v}_x &= -\sin(\omega_s t) \cos(\omega_s t - \alpha) + \cos(\pi/3) \cos(\omega_s t) \sin(\omega_s t - \alpha) \\ \hat{v}_y &= \cos(\omega_s t) \cos(\omega_s t - \alpha) + \cos(\pi/3) \sin(\omega_s t) \sin(\omega_s t - \alpha) \\ \hat{v}_z &= \sin(\pi/3) \sin(\omega_s t - \alpha) \end{aligned} \quad (22)$$

where $\omega_s = 2\pi/(365 \text{ days})$ and $\alpha = \pi/3$. The FIM in the LW approximation could also be written in the compact form (20) with

$$\Gamma^{dm} = \left(\frac{2\pi f R}{c}\right)^2 \begin{pmatrix} \mathbf{A}_{2 \times 2}, \mathbf{0}_{2 \times 4} \\ \mathbf{0}_{4 \times 2}, \mathbf{0}_{4 \times 4} \end{pmatrix}, \quad \Gamma^{ad} = \frac{2\pi f R}{c} \begin{pmatrix} \mathbf{B}_{2 \times 2}, \mathbf{C}_{2 \times 4} \\ \mathbf{C}_{4 \times 2}^T, \mathbf{0}_{4 \times 4} \end{pmatrix}.$$

The matrix Γ^{am} is non-singular and independent of the frequency, and the matrix elements can be found in Appendix B.

To eliminate the noise effect, we assume the noise curve to be 1 for LISA and TianQin. Using the FIM derived above, we get the angular resolutions of LISA and TianQin. Fig. 1 shows the angular resolutions $\Delta\Omega$ from the numerical calculation and the LW approximation for LISA and TianQin. When the frequency $f \leq 0.02$ Hz for LISA and the frequency $f \leq 0.1$ Hz for TianQin, the angular resolution $\Delta\Omega$ from the LW approximation is almost the same as that from the numerical calculation without LW approximation. The LW approximation

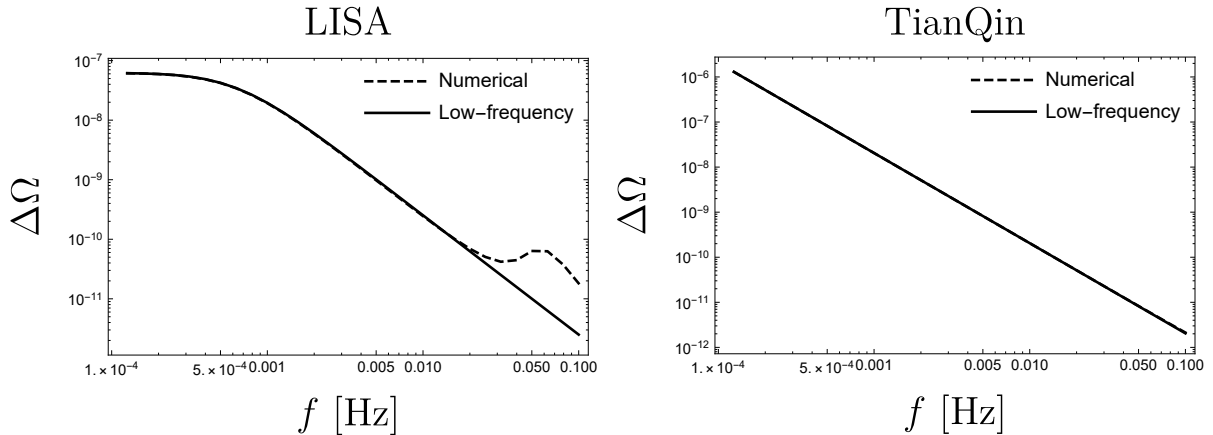


FIG. 1. Angular resolutions $\Delta\Omega$ as functions of frequency for source ($\theta = \pi/5, \phi = 4\pi/3, \iota = \pi/4, \psi = \pi/4, \mathcal{A} = 1$) for LISA and TianQin. The dashed curve represents the $\Delta\Omega$ of numerical calculation without LW approximation, the solid continuous curve represents the $\Delta\Omega$ in the LW approximation.

depends on the length of the detector. For the frequency $f > f^*$, $T(f, \hat{u} \cdot \hat{w})$ in Eq. (8) will not be 1 and will be influenced by the gravitational wave frequency f . The LW approximation breaks down when the frequency $f > f^*$. If the length of the detector arm is shorter, the frequencies where the LW approximation breaks down are higher. Anyhow, the LW approximation works quite well with the frequencies below 10^{-2} Hz for LISA and TianQin, so we can use the LW approximation to estimate the errors of parameters in the low ($\sim 10^{-4}$ Hz) and medium ($\sim 10^{-2}$ Hz) frequency regimes.

Fig. 2 shows that the angular resolutions $\Delta\Omega$ for LISA and TianQin behave differently in low frequency regimes as the frequency decreases. The angular resolution of LISA approaches a constant but the angular resolutions of TianQin depend on the frequency as f^{-2} . For LISA, the total amplitude modulation Γ^{am} is not singular, so it contributes to the parameter estimation and it will have the ability to localize the source caused by the changing orientation of the detector plane. As the frequency decreases, both the Doppler phase modulation Γ^{dm} which is dependent on f^2 and Γ^{ad} which is dependent on f tend to be 0 compared with the total amplitude modulation Γ^{am} , so the angular resolution of LISA approaches to a constant. For TianQin, the total amplitude modulation Γ^{am} is singular, so it doesn't have the amplitude modulation and its ability of localization comes only from the Doppler phase modulation Γ^{dm} which is dependent on the frequency as f^2 . Therefore, the

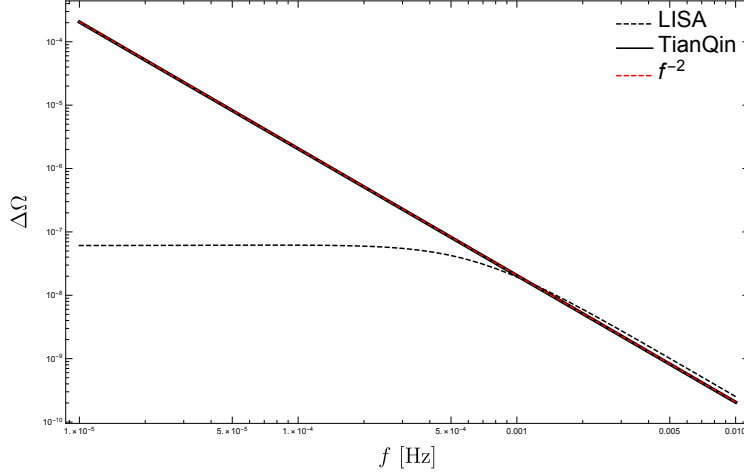


FIG. 2. The localization estimation $\Delta\Omega$ as functions of frequency for source ($\theta = \pi/5, \phi = 4\pi/3, \iota = \pi/4, \psi = \pi/4, \mathcal{A} = 1$) for LISA and TianQin.

angular resolution of TianQin depend on the frequency as f^{-2} . As the frequency f increases, the main contribution to the localizations for LISA and TianQin comes from the Doppler phase modulation effect Γ^{dm} and the angular resolution has the same behavior of f^{-2} .

Fig. 3 shows the errors σ_θ of parameter estimations for LISA and TianQin. At low frequency regimes σ_θ is proportional to f^{-2} for TianQin but σ_θ approaches a constant for LISA. For TianQin, as the frequency increases the Doppler modulation Γ^{dm} helps localize the source. For LISA, both the amplitude modulation Γ^{am} and the Doppler modulation Γ^{dm} improve the estimation. In median frequency regimes, the errors of the parameters (θ, ϕ) are proportional to f^{-2} and the errors of the parameters $(\iota, \psi, \phi_0, \mathcal{A})$ approach to a constant for both TianQin and LISA. The difference between the parameters $(\iota, \psi, \phi_0, \mathcal{A})$ and the parameters (θ, ϕ) is because the f^2 dependent Doppler modulation Γ^{dm} contributes only to the (θ, ϕ) components in the FIM Γ and it dominates the errors of the parameters (θ, ϕ) in the medium frequency regimes. For the parameters $(\iota, \psi, \phi_0, \mathcal{A})$, the errors approach to a constant because they are limited by the total amplitude modulation Γ^{am} after the source was localized with the Doppler modulation Γ^{dm} . Fig. 4 shows that in the low frequency regimes the total amplitude modulation dominates the ability of sky localization. The sky localization of LISA becomes better as frequency increases and the Doppler and total amplitude modulations contribute equally to the localization at about 10^{-3} Hz.

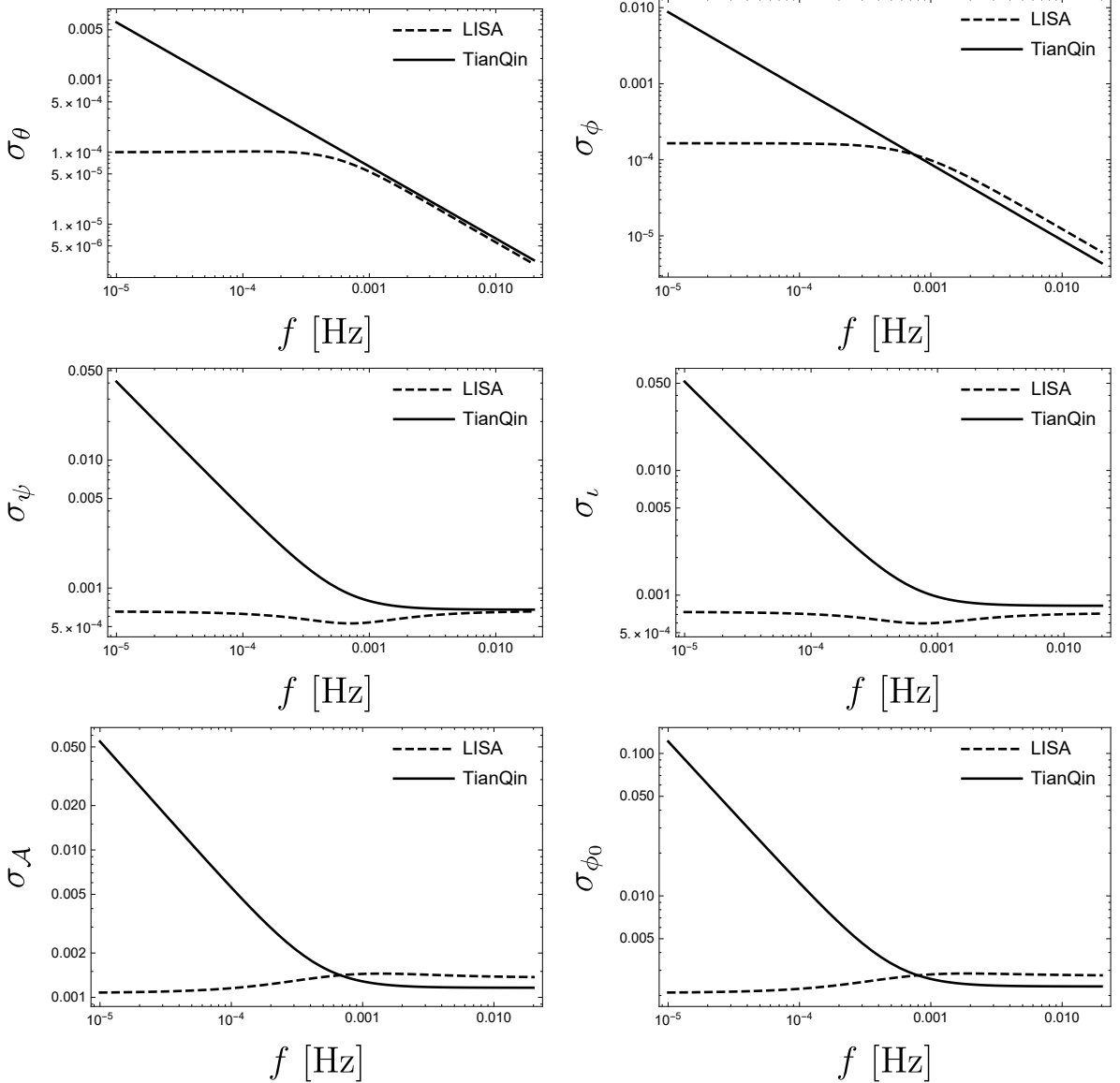


FIG. 3. The accuracy of parameters estimation as functions of frequency for source ($\theta = \pi/5, \phi = 4\pi/3, \iota = \pi/4, \psi = \pi/4, \mathcal{A} = 1$) for LISA and TianQin at low and median frequency regimes.

B. The high frequency regime

In the high frequency regimes from 10^{-2} Hz to 10^{-1} Hz, the LW approximation fails for LISA. We numerically calculate the errors of parameters for LISA. Fig. 5 shows the results of σ_θ for LISA and TianQin at high frequencies. When the frequency $f > 0.02$ Hz, we see from Fig. 5 that the errors of parameters become larger for LISA. The reason is that the transfer function $T(f, \hat{u} \cdot \hat{w})$ in Eq. (8) becomes less than 1 and decreases as the frequency f

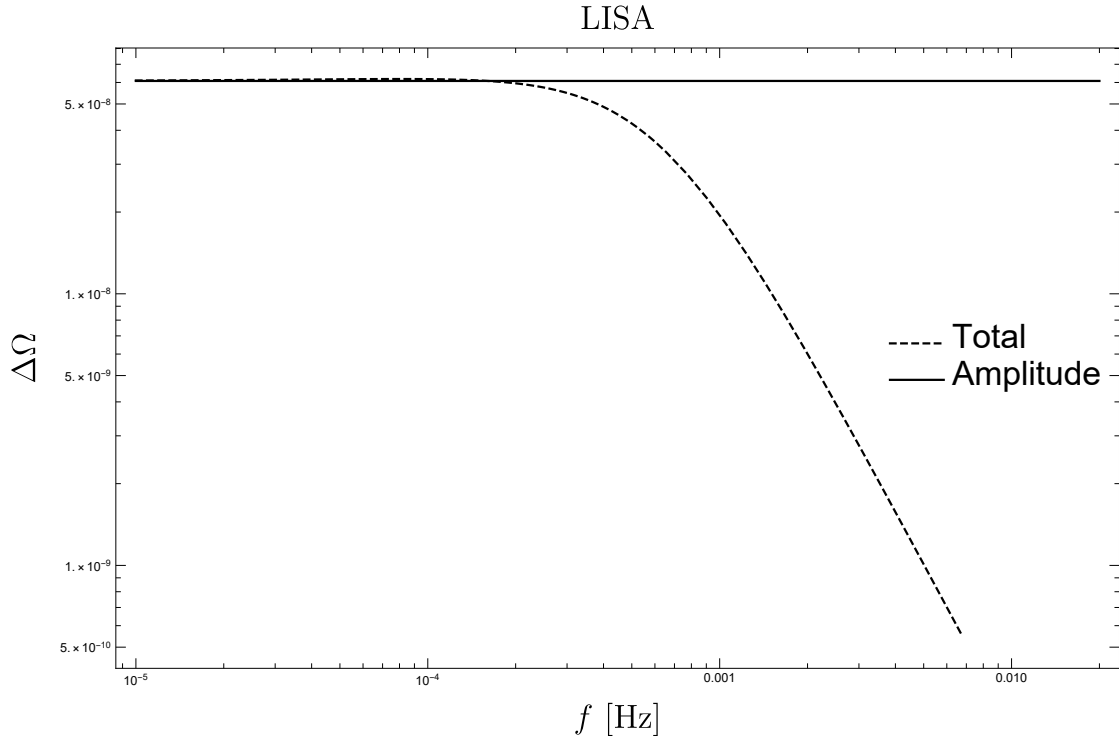


FIG. 4. The localization for LISA for source ($\theta = \pi/5, \phi = 4\pi/3, \iota = \pi/4, \psi = \pi/4, \mathcal{A} = 1$) caused by amplitude modulation Γ^{am} and total modulation Γ^{LW} . The dashed line represents the localization caused by $\Gamma^{am} + \Gamma^{dm} + \Gamma^{ad}$ for LISA, the solid line represents the localization caused by the amplitude modulation Γ^{am} which is independent with frequency.

increases. However, at the same frequency the transfer function of TianQin is much bigger than that of LISA, so the estimation errors of parameters for TianQin are better than LISA.

IV. CONCLUSION

After splitting the FIM into three parts, we separately analyzed the total amplitude modulation due to the changing orientation of the detector plane and the Doppler effect due to the translational motion of the center of the detector around the Sun. There is a big difference on the estimation errors of the signal's parameters between LISA and TianQin. In the low frequency regimes, we give analytical formulas for the parameter estimation errors and find that angular resolutions and the estimation errors of the signal's parameters fall off as $S_n(f)/f^2$ for TianQin and $S_n(f)$ for LISA due to the total amplitude modulation. In the medium frequency regimes, angular resolutions fall off as $S_n(f)/f^2$ and the estimation errors

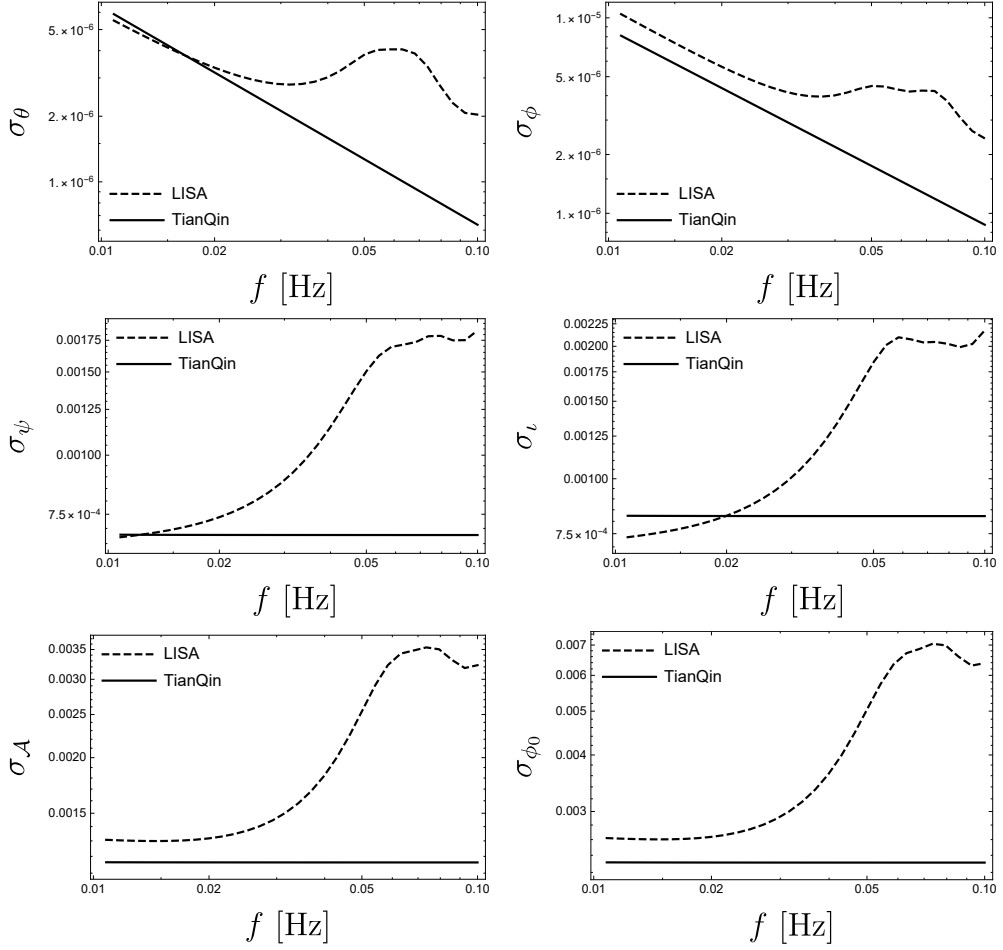


FIG. 5. The accuracy of parameters estimation as functions of frequency for source ($\theta = \pi/5, \phi = 4\pi/3, \iota = \pi/4, \psi = \pi/4, \mathcal{A} = 1, \phi_0 = 0$) for LISA and TianQin at high frequency regimes.

of the signal's parameters ($\iota, \psi, \phi_0, \mathcal{A}$) fall off as $S_n(f)$ for TianQin and LISA due to the Doppler effect. In the high frequency regimes where the long-wavelength approximation fails, we numerically calculated the parameter estimation errors for LISA and TianQin and found that because of the differences in arm lengths, the parameter estimation errors measured by TianQin are better than LISA.

ACKNOWLEDGMENTS

This research was supported in part by the National Natural Science Foundation of China under Grant Nos. 11875136, 11633001 and 11920101003; the Major Program of the National Natural Science Foundation of China under Grant No. 11690021 and the Strategic Priority

Appendix A: The FIM for TianQin

This appendix provides the matrix elements of FIM for TianQin. The total amplitude modulation Γ^{am} for TianQin in the detector coordinate system is

$$\begin{aligned}
 \Gamma_{11}^{am} &= \frac{3}{32} \mathcal{A}^2 \sin^2(\theta_d) ((\cos(2\theta_d) + 3)(28 \cos(2\iota) + \cos(4\iota) + 35) \\
 &\quad - 16 \sin^2(\theta_d) \sin^4(\iota) \cos(4\psi_d)), \\
 \Gamma_{12}^{am} &= -\frac{3}{2} \mathcal{A}^2 \sin^3(\theta_d) \sin^4(\iota) \sin(4\psi_d), \\
 \Gamma_{13}^{am} &= \frac{3}{128} \mathcal{A} \sin(2\theta_d) (16 \sin^2(\theta_d) \sin^4(\iota) \cos(4\psi_d) \\
 &\quad - (\cos(2\theta_d) + 7)(28 \cos(2\iota) + \cos(4\iota) + 35)), \\
 \Gamma_{14}^{am} &= \frac{3}{32} \mathcal{A}^2 \sin(2\theta_d) \sin(2\iota) (4 \sin^2(\theta_d) \sin^2(\iota) \cos(4\psi_d) + (\cos(2\theta_d) + 7)(\cos(2\iota) + 7)), \\
 \Gamma_{15}^{am} &= -\frac{3}{2} \mathcal{A}^2 \sin^3(\theta_d) \cos(\theta_d) \sin^4(\iota) \sin(4\psi_d), \\
 \Gamma_{22}^{am} &= \frac{3}{128} \mathcal{A}^2 (64 \sin^4(\theta_d) \sin^4(\iota) \cos(4\psi_d) \\
 &\quad + (28 \cos(2\theta_d) + \cos(4\theta_d) + 35)(28 \cos(2\iota) + \cos(4\iota) + 35)), \\
 \Gamma_{25}^{am} &= \frac{3}{16} \mathcal{A}^2 (7 \cos(\theta_d) + \cos(3\theta_d))(28 \cos(2\iota) + \cos(4\iota) + 35), \\
 \Gamma_{26}^{am} &= -\frac{3}{4} \mathcal{A}^2 (7 \cos(\theta_d) + \cos(3\theta_d))(7 \cos(\iota) + \cos(3\iota)), \\
 \Gamma_{33}^{am} &= \frac{3}{512} (64 \sin^4(\theta_d) \sin^4(\iota) \cos(4\psi_d) \\
 &\quad + (28 \cos(2\theta_d) + \cos(4\theta_d) + 35)(28 \cos(2\iota) + \cos(4\iota) + 35)), \\
 \Gamma_{34}^{am} &= -\frac{3}{512} \mathcal{A} \sin(2\iota) (4(28 \cos(2\theta_d) + \cos(4\theta_d) + 35)(\cos(2\iota) + 7) \\
 &\quad - 64 \sin^4(\theta_d) \sin^2(\iota) \cos(4\psi_d)), \\
 \Gamma_{35}^{am} &= -\frac{3}{4} \mathcal{A} \sin^4(\theta_d) \sin^4(\iota) \sin(4\psi_d),
 \end{aligned}$$

$$\begin{aligned}
\Gamma_{44}^{am} &= \frac{3}{32} \mathcal{A}^2 \sin^2(\iota) ((28 \cos(2\theta_d) + \cos(4\theta_d) + 35)(\cos(2\iota) + 3) \\
&\quad - 16 \sin^4(\theta_d) \sin^2(\iota) \cos(4\psi_d)), \\
\Gamma_{45}^{am} &= -\frac{3}{2} \mathcal{A}^2 \sin^4(\theta_d) \sin^3(\iota) \cos(\iota) \sin(4\psi_d), \\
\Gamma_{46}^{am} &= \frac{3}{4} \mathcal{A}^2 \sin^4(\theta_d) \sin^3(\iota) \sin(4\psi_d), \\
\Gamma_{55}^{am} &= \frac{3}{128} \mathcal{A}^2 ((28 \cos(2\theta_d) + \cos(4\theta_d) + 35)(28 \cos(2\iota) + \cos(4\iota) + 35) \\
&\quad - 64 \sin^4(\theta_d) \sin^4(\iota) \cos(4\psi_d)), \\
\Gamma_{56}^{am} &= -\frac{3}{32} \mathcal{A}^2 (28 \cos(2\theta_d) + \cos(4\theta_d) + 35)(7 \cos(\iota) + \cos(3\iota)), \\
\Gamma_{66}^{am} &= \frac{3}{512} \mathcal{A}^2 (64 \sin^4(\theta_d) \sin^4(\iota) \cos(4\psi_d) \\
&\quad + (28 \cos(2\theta_d) + \cos(4\theta_d) + 35)(28 \cos(2\iota) + \cos(4\iota) + 35)),
\end{aligned} \tag{A1}$$

where $\det \Gamma^{am} = 0$. For the same source in the sky, the parameters $(\theta_d, \phi_d, \psi_d)$ in the detector coordinate system can be transformed by the parameters (θ, ϕ, ψ) in the heliocentric coordinate system as

$$\begin{aligned}
\theta_d &= \arccos(\sin(\alpha) \sin(\beta) \sin(\phi) \sin(\theta) + \cos(\alpha) \sin(\beta) \cos(\phi) \sin(\theta) + \cos(\beta) \cos(\theta)), \\
\phi_d &= \arctan \left(\frac{\cos(\alpha) \sin(\phi) \sin(\theta) - \sin(\alpha) \cos(\phi) \sin(\theta)}{\cos(\alpha) \cos(\beta) \cos(\phi) \sin(\theta) + \sin(\alpha) \cos(\beta) \sin(\phi) \sin(\theta) - \sin(\beta) \cos(\theta)} \right), \\
\psi_d &= \arctan ((\cos(\alpha) \sin(\beta)(\sin(\phi)(-\cos(\psi)) - \cos(\phi) \cos(\theta) \sin(\psi)) \\
&\quad + \sin(\alpha) \sin(\beta)(\cos(\phi) \cos(\psi) - \sin(\phi) \cos(\theta) \sin(\psi)) + \cos(\beta) \sin(\theta) \sin(\psi)) / \\
&\quad (\sin(\alpha) \sin(\beta)(\sin(\phi) \cos(\theta) \cos(\psi) + \cos(\phi) \sin(\psi)) \\
&\quad + \cos(\alpha) \sin(\beta)(\cos(\phi) \cos(\theta) \cos(\psi) - \sin(\phi) \sin(\psi)) - \cos(\beta) \sin(\theta) \cos(\psi))).
\end{aligned}$$

We can get the total amplitude modulation Γ^{am} for TianQin in the heliocentric coordinate system as

$$\Gamma_{ij}^{am} \rightarrow F^{li} \Gamma_{lk}^{am} F^{kj},$$

where $F^{ij} = \frac{\partial \hat{\theta}_i}{\partial \theta_j}$ and $\hat{\theta} = (\theta_d, \phi_d, \iota, \psi_d, \phi_0, \mathcal{A})$.

The Doppler modulation Γ^{dm} for TianQin in the heliocentric coordinate system is

$$\begin{aligned}
\Gamma_{11}^{dm} &= \frac{2\pi^2 \rho^2 f^2 R^2}{c^2} \cos^2(\theta), \\
\Gamma_{22}^{dm} &= \frac{2\pi^2 \rho^2 f^2 R^2}{c^2} \sin^2(\theta), \\
\rho^2 &= \frac{3}{512} \mathcal{A}^2 ((28 \cos(2\theta_d) + \cos(4\theta_d) + 35)(28 \cos(2\iota) + \cos(4\iota) + 35) \\
&\quad + 64 \sin^4(\theta_d) \cos(4\psi_d) \sin^4(\iota)).
\end{aligned} \tag{A2}$$

Appendix B: The FIM for LISA

This appendix provides the matrix elements of FIM for LISA. The total amplitude modulation Γ^{am} for LISA in the heliocentric coordinate system is

$$\begin{aligned}
\Gamma_{11}^{am} &= \frac{\mathcal{A}^2 \sin^2(\alpha)}{16384} \left(-20736 \sin^2(\theta) \cos(\theta) \sin^4(\iota) \sin(4\psi) \sin(2\alpha - 4\phi) \right. \\
&\quad + 1296(28 \cos(2\iota) + \cos(4\iota) + 35) \sin^4(\theta) \cos(2\alpha - 4\phi) \\
&\quad + 4(28 \cos(2\iota) + \cos(4\iota) + 35)(76 \cos(2\theta) + 37 \cos(4\theta) + 847) \\
&\quad \left. - 64 \sin^2(\theta) \sin^4(\iota) \cos(4\psi)(81(\cos(2\theta) + 3) \cos(2\alpha - 4\phi) + 74 \cos(2\theta) - 2) \right), \\
\Gamma_{12}^{am} &= \frac{\mathcal{A}^2 \sin^2(\alpha)}{1024} \left(\sin^4(\iota) (81(14 \sin(2\theta) + \sin(4\theta)) \cos(4\psi) \sin(2\alpha - 4\phi) \right. \\
&\quad - 81 \sin^3(\theta) \cos(\theta)(28 \cos(2\iota) + \cos(4\iota) + 35) \sin(2\alpha - 4\phi) \\
&\quad - 324 \sin^4(\iota) \sin(\theta) \sin(4\psi) \cos(2\alpha)(3 \cos(2\theta) + 5) \cos(4\phi) \\
&\quad \left. - 324 \sin^4(\iota) \sin(\theta) \sin(4\psi) \sin(2\alpha)(3 \cos(2\theta) + 5) \sin(4\phi) - 76 \sin^2(\theta) \right), \\
\Gamma_{13}^{am} &= \frac{\mathcal{A} \sin^2(\alpha)}{16384} \left(1296(7 \sin(\theta) + 3 \sin(3\theta)) \sin^4(\iota) \sin(4\psi) \sin(2\alpha - 4\phi) \right. \\
&\quad + 1296 \sin(2\theta) \sin^4(\iota) \cos(4\psi) \cos(2\alpha)(\cos(2\theta) + 7) \cos(4\phi) \\
&\quad + 648 \sin(2\theta) 2 \sin^4(\iota) \cos(4\psi) \sin(2\alpha)(\cos(2\theta) + 7) \sin(4\phi) - 296 \sin^2(\theta) \\
&\quad \left. + (28 \cos(2\iota) + \cos(4\iota) + 35) (-81 \sin^2(\theta) \cos(2\alpha - 4\phi) + 37 \cos(2\theta) + 115) \right), \\
\Gamma_{14}^{am} &= \frac{\mathcal{A}^2 \sin^2(\alpha)}{8192} \left(1296(7 \sin(\theta) + 3 \sin(3\theta)) \sin^3(\iota) \cos(\iota) \sin(4\psi) \sin(2\alpha - 4\phi) \right. \\
&\quad + 1296 \sin(2\theta) \sin^3(\iota) \cos(\iota) \cos(4\psi) \cos(2\alpha)(\cos(2\theta) + 7) \cos(4\phi) \\
&\quad - 4 \sin(2\theta)(14 \sin(2\iota) + \sin(4\iota)) (-81 \sin^2(\theta) \cos(2\alpha - 4\phi) + 37 \cos(2\theta) + 115) \\
&\quad \left. + 8 \sin(2\theta) \sin^3(\iota) \cos(\iota) \cos(4\psi) (162 \sin(2\alpha)(\cos(2\theta) + 7) \sin(4\phi) - 296 \sin^2(\theta)) \right), \\
\Gamma_{15}^{am} &= \frac{\mathcal{A}^2 \sin^2(\alpha)}{1024} \left(162(7 \sin(\theta) + 3 \sin(3\theta)) \sin^4(\iota) \cos(4\psi) \sin(2\alpha - 4\phi) \right. \\
&\quad - 81 \sin^3(\theta)(28 \cos(2\iota) + \cos(4\iota) + 35) \sin(2\alpha - 4\phi) \\
&\quad - 162 \cos(2\alpha)(\cos(2\theta) + 7) \cos(4\phi) \sin(2\theta) \sin^4(\iota) \sin(4\psi) \\
&\quad \left. - \sin(2\theta) \sin^4(\iota) \sin(4\psi) (162 \sin(2\alpha)(\cos(2\theta) + 7) \sin(4\phi) - 296 \sin^2(\theta)) \right), \\
\Gamma_{16}^{am} &= \frac{81}{256} \mathcal{A}^2 \sin^2(\alpha) \sin^3(\theta)(7 \cos(\iota) + \cos(3\iota)) \sin(2\alpha - 4\phi),
\end{aligned}$$

$$\begin{aligned}
\Gamma_{22}^{am} &= \frac{\mathcal{A}^2 \sin^2(\alpha)}{16384} (8 \sin^4(\iota) \cos(4\psi) (162 \cos(2\alpha)(28 \cos(2\theta) + \cos(4\theta) + 35) \cos(4\phi)) \\
&\quad + 10368(7 \cos(\theta) + \cos(3\theta)) \sin^4(\iota) \sin(4\psi) \sin(2\alpha - 4\phi) \\
&\quad + 4(28 \cos(2\iota) + \cos(4\iota) + 35)(1735 - 19 \cos(4\theta)) \\
&\quad + 4(28 \cos(2\iota) + \cos(4\iota) + 35) (324 \sin^4(\theta) \cos(2\alpha - 4\phi) + 908 \cos(2\theta)) \\
&\quad + 8 \sin^4(\iota) \cos(4\psi) (162 \sin(2\alpha)(28 \cos(2\theta) + \cos(4\theta) + 35) \sin(4\phi) - 608 \sin^4(\theta)), \\
\Gamma_{23}^{am} &= \frac{81\mathcal{A} \sin^2(\alpha)}{2048} (8 \sin^4(\iota)(7 \cos(\theta) + \cos(3\theta)) \sin(4\psi) \cos(2\alpha - 4\phi) \\
&\quad - \sin^4(\theta)(28 \cos(2\iota) + \cos(4\iota) + 35) \sin(2\alpha - 4\phi) \\
&\quad - \sin^4(\iota)(28 \cos(2\theta) + \cos(4\theta) + 35) \cos(4\psi) \sin(2\alpha - 4\phi)), \\
\Gamma_{24}^{am} &= \frac{81\mathcal{A}^2 \sin^2(\alpha) \sin(\iota) \cos(\iota)}{1024} (8(7 \cos(\theta) + \cos(3\theta)) \sin^2(\iota) \sin(4\psi) \cos(2\alpha - 4\phi) \\
&\quad + 4 \sin(2\alpha - 4\phi) \sin^4(\theta)(\cos(2\iota) + 7) \\
&\quad - \sin(2\alpha - 4\phi) \sin^2(\iota) \cos(4\psi)(28 \cos(2\theta) + \cos(4\theta) + 35)), \\
\Gamma_{25}^{am} &= \frac{\mathcal{A}^2 \sin^2(\alpha)}{1024} (648(7 \cos(\theta) + \cos(3\theta)) \sin^4(\iota) \cos(4\psi) \cos(2\alpha - 4\phi) \\
&\quad + 2(347 \cos(\theta) - 19 \cos(3\theta))(28 \cos(2\iota) + \cos(4\iota) + 35) \\
&\quad + 81(28 \cos(2\theta) + \cos(4\theta) + 35) \sin^4(\iota) \sin(4\psi) \sin(2\alpha - 4\phi)), \\
\Gamma_{26}^{am} &= \frac{1}{128} \mathcal{A}^2 \sin^2(\alpha)(19 \cos(3\theta) - 347 \cos(\theta))(7 \cos(\iota) + \cos(3\iota)), \\
\Gamma_{33}^{am} &= \frac{\sin^2(\alpha)}{65536} (-16 \sin^4(\iota) \cos(4\psi) (81 \cos(2\alpha)(28 \cos(2\theta) + \cos(4\theta) + 35) \cos(4\phi)) \\
&\quad - 4(28 \cos(2\iota) + \cos(4\iota) + 35)(37 \cos(4\theta) - 3121) \\
&\quad - 10368(7 \cos(\theta) + \cos(3\theta)) \sin^4(\iota) \sin(4\psi) \sin(2\alpha - 4\phi) \\
&\quad - 4(28 \cos(2\iota) + \cos(4\iota) + 35) (324 \sin^4(\theta) \cos(2\alpha - 4\phi) + 460 \cos(2\theta)) \\
&\quad - 16 \sin^4(\iota) \cos(4\psi) (81 \sin(2\alpha)(28 \cos(2\theta) + \cos(4\theta) + 35) \sin(4\phi) + 592 \sin^4(\theta))), \\
\Gamma_{34}^{am} &= \frac{\mathcal{A} \sin^2(\alpha)}{32768} (8 \sin^3(\iota) \cos(\iota) (-1296(7 \cos(\theta) + \cos(3\theta)) \sin(4\psi) \sin(2\alpha - 4\phi)) \\
&\quad + 4(14 \sin(2\iota) + \sin(4\iota)) (324 \sin^4(\theta) \cos(2\alpha - 4\phi) + 460 \cos(2\theta)) \\
&\quad - 16 \sin^3(\iota) \cos(\iota) \cos(4\psi) (81(28 \cos(2\theta) + \cos(4\theta) + 35) \cos(2\alpha - 4\phi)) \\
&\quad - 9472 \sin^3(\iota) \cos(\iota) \cos(4\psi) \sin^4(\theta) + 4(14 \sin(2\iota) + \sin(4\iota))(37 \cos(4\theta) - 3121)),
\end{aligned}$$

$$\begin{aligned}
\Gamma_{35}^{am} &= \frac{\mathcal{A} \sin^2(\alpha) \sin^4(\iota)}{2048} (\sin(4\psi) (81(28 \cos(2\theta) + \cos(4\theta) + 35) \cos(2\alpha - 4\phi)) \\
&\quad - 648(7 \cos(\theta) + \cos(3\theta)) \cos(4\psi) \sin(2\alpha - 4\phi) + 592 \sin(4\psi) \sin^4(\theta)) , \\
\Gamma_{44}^{am} &= \frac{\mathcal{A}^2 \sin^2(\alpha) \sin^2(\iota)}{4096} (2592(7 \cos(\theta) + \cos(3\theta)) \sin^2(\iota) \sin(4\psi) \sin(2\alpha - 4\phi) \\
&\quad + 4 \sin^2(\iota) \cos(4\psi) (81 \cos(2\alpha)(28 \cos(2\theta) + \cos(4\theta) + 35) \cos(4\phi) \\
&\quad + 81 \sin(2\alpha)(28 \cos(2\theta) + \cos(4\theta) + 35) \sin(4\phi) + 592 \sin^4(\theta)) \\
&\quad - 4(\cos(2\iota) + 3) (324 \sin^4(\theta) \cos(2\alpha - 4\phi) + 460 \cos(2\theta) + 37 \cos(4\theta) - 3121)) , \\
\Gamma_{45}^{am} &= \frac{\mathcal{A}^2 \sin^2(\alpha) \sin^3(\iota) \cos(\iota)}{1024} (-648(7 \cos(\theta) + \cos(3\theta)) \cos(4\psi) \sin(2\alpha - 4\phi) \\
&\quad + \sin(4\psi) (81(28 \cos(2\theta) + \cos(4\theta) + 35) \cos(2\alpha - 4\phi) + 592 \sin^4(\theta))) , \\
\Gamma_{46}^{am} &= \frac{\mathcal{A}^2 \sin^2(\alpha) \sin^3(\iota)}{2048} (648(7 \cos(\theta) + \cos(3\theta)) \cos(4\psi) \sin(2\alpha - 4\phi) \\
&\quad - \sin(4\psi) (81(28 \cos(2\theta) + \cos(4\theta) + 35) \cos(2\alpha - 4\phi) + 592 \sin^4(\theta))) , \\
\Gamma_{55}^{am} &= \frac{\mathcal{A}^2 \sin^2(\alpha)}{16384} (16 \sin^4(\iota) \cos(4\psi) (81 \cos(2\alpha)(28 \cos(2\theta) + \cos(4\theta) + 35) \cos(4\phi) \quad (B1) \\
&\quad - 4(28 \cos(2\iota) + \cos(4\iota) + 35)(37 \cos(4\theta) - 3121) \\
&\quad + 10368(7 \cos(\theta) + \cos(3\theta)) \sin^4(\iota) \sin(4\psi) \sin(2\alpha - 4\phi) \\
&\quad + 81 \sin(2\alpha)(28 \cos(2\theta) + \cos(4\theta) + 35) \sin(4\phi) + 592 \sin^4(\theta)) \\
&\quad - 4(28 \cos(2\iota) + \cos(4\iota) + 35) (324 \sin^4(\theta) \cos(2\alpha - 4\phi) + 460 \cos(2\theta))) , \\
\Gamma_{56}^{am} &= \frac{\mathcal{A}^2 \sin^2(\alpha)}{1024} (7 \cos(\iota) + \cos(3\iota)) (324 \sin^4(\theta) \cos(2\alpha - 4\phi) \\
&\quad + 460 \cos(2\theta) + 37 \cos(4\theta) - 3121) , \\
\Gamma_{66}^{am} &= \frac{\mathcal{A}^2 \sin^2(\alpha)}{65536} (-16 \sin^4(\iota) \cos(4\psi) (81 \cos(2\alpha)(28 \cos(2\theta) + \cos(4\theta) + 35) \cos(4\phi) \\
&\quad - 4(28 \cos(2\iota) + \cos(4\iota) + 35)(37 \cos(4\theta) - 3121) \\
&\quad - 10368(7 \cos(\theta) + \cos(3\theta)) \sin^4(\iota) \sin(4\psi) \sin(2\alpha - 4\phi) \\
&\quad + 81 \sin(2\alpha)(28 \cos(2\theta) + \cos(4\theta) + 35) \sin(4\phi) + 592 \sin^4(\theta)) \\
&\quad - 4(28 \cos(2\iota) + \cos(4\iota) + 35) (324 \sin^4(\theta) \cos(2\alpha - 4\phi) + 460 \cos(2\theta))) .
\end{aligned}$$

The Doppler modulation Γ^{dm} for LISA in the heliocentric coordinate system is

$$\begin{aligned}
\Gamma_{11}^{dm} &= \frac{\pi^2 \mathcal{A}^2 f^2 R^2 \sin^2(\alpha) \cos^2(\theta)}{32768c^2} (8 \sin^4(\iota) \cos(4\psi) (16 \sin^2(\theta)(55 \cos(2\theta) + 17)) \\
&\quad + 27648 \cos(\theta)(\cos(2\theta) - 4) \sin^4(\iota) \sin(4\psi) \sin(2\alpha - 4\phi) \\
&\quad + 8 \sin^4(\iota) \cos(4\psi) (54 \cos(2\alpha)(-28 \cos(2\theta) + 11 \cos(4\theta) - 175) \cos(4\phi)) \\
&\quad + 432 \sin^4(\iota) \cos(4\psi) \sin(2\alpha)(-28 \cos(2\theta) + 11 \cos(4\theta) - 175) \sin(4\phi) \\
&\quad + 4(28 \cos(2\iota) + \cos(4\iota) + 35)(-1108 \cos(2\theta) - 55 \cos(4\theta) + 3787) \\
&\quad - 216(28 \cos(2\iota) + \cos(4\iota) + 35) \sin^2(\theta)(11 \cos(2\theta) + 13) \cos(2\alpha - 4\phi)), \\
\Gamma_{12}^{dm} &= \frac{9\pi^2 \mathcal{A}^2 f^2 R^2 \sin^2(\alpha) \sin^3(\theta)}{4096c^2} (64 \cos^2(\theta) \sin^4(\iota) \sin(4\psi)(21 \cos(2\alpha - 4\phi) + 2) \\
&\quad - 168(7 \cos(\theta) + \cos(3\theta)) \sin^4(\iota) \cos(4\psi) \sin(2\alpha - 4\phi) \\
&\quad - 3(17 \cos(\theta) + 7 \cos(3\theta))(28 \cos(2\iota) + \cos(4\iota) + 35) \sin(2\alpha - 4\phi)), \\
\Gamma_{22}^{dm} &= \frac{\pi^2 \mathcal{A}^2 f^2 R^2 \sin^2(\alpha) \sin^2(\theta)}{32768c^2} (-8 \sin^4(\iota) \cos(4\psi) (54 \sin(2\alpha)(140 \cos(2\theta)) \\
&\quad - 6912(7 \cos(\theta) + 5 \cos(3\theta)) \sin^4(\iota) \sin(4\psi) \sin(2\alpha - 4\phi) \\
&\quad - 8 \sin^4(\iota) \cos(4\psi) (54 \cos(2\alpha)(140 \cos(2\theta) + 17 \cos(4\theta) + 35) \cos(4\phi)) \\
&\quad - 8 \sin^4(\iota) \cos(4\psi) (+17 \cos(4\theta) + 35) \sin(4\phi) + 16 \sin^2(\theta)(91 - 19 \cos(2\theta))) \\
&\quad + 216(28 \cos(2\iota) + \cos(4\iota) + 35) \sin^2(\theta)(17 \cos(2\theta) + 7) \cos(2\alpha - 4\phi) \\
&\quad + 4(28 \cos(2\iota) + \cos(4\iota) + 35) (188 \cos(2\theta) - 19 \cos(4\theta) + 2455)).
\end{aligned} \tag{B2}$$

The interaction between the total amplitude and Doppler modulations Γ^{ad} for LISA in

the heliocentric coordinate system is

$$\begin{aligned}
\Gamma_{11}^{ad} &= \frac{81\sqrt{3}\pi\mathcal{A}^2 f R \sin^2(\alpha) \sin^2(2\theta)(7 \cos(\iota) + \cos(3\iota))}{256c} \sin(2\alpha - 4\phi), \\
\Gamma_{12}^{ad} &= \frac{\sqrt{3}\pi\mathcal{A}^2 f R \sin^2(\alpha) \sin(2\theta)(7 \cos(\iota) + \cos(3\iota))}{128c} (-27 \sin^2(\theta) \cos(2\alpha - 4\phi) \\
&\quad + 47 \cos(2\theta) + 161), \\
\Gamma_{14}^{ad} &= \frac{\sqrt{3}\pi\mathcal{A}^2 f R \sin^2(\alpha) \sin^3(\iota)}{256c} (-27(10 \sin(2\theta) + 3 \sin(4\theta)) \cos(4\psi) \sin(2\alpha - 4\phi) \\
&\quad + 2 \sin(\theta) \cos^2(\theta) \sin(4\psi) (54 \cos(2\alpha)(\cos(2\theta) + 7) \cos(4\phi) \\
&\quad + 54 \sin(2\alpha)(\cos(2\theta) + 7) \sin(4\phi) - 40 \sin^2(\theta))), \\
\Gamma_{15}^{ad} &= \frac{\sqrt{3}\pi\mathcal{A}^2 f R \sin^2(\alpha) \sin(\theta) \cos^2(\theta)(7 \cos(\iota) + \cos(3\iota))}{32c} (27 \sin^2(\theta) \cos(2\alpha - 4\phi) \\
&\quad - 5 \cos(2\theta) + 109), \\
\Gamma_{16}^{ad} &= \frac{\sqrt{3}\pi\mathcal{A}^2 f R \sin^2(\alpha)}{2048c} (108(10 \sin(2\theta) + 3 \sin(4\theta)) \sin^4(\iota) \sin(4\psi) \sin(2\alpha - 4\phi) \\
&\quad + 4 \sin(\theta) \cos^2(\theta) (2 \sin^4(\iota) \cos(4\psi) (54 \cos(2\alpha)(\cos(2\theta) + 7) \cos(4\phi) \\
&\quad + 54 \sin(2\alpha)(\cos(2\theta) + 7) \sin(4\phi) - 40 \sin^2(\theta)) \\
&\quad + (28 \cos(2\iota) + \cos(4\iota) + 35) (-27 \sin^2(\theta) \cos(2\alpha - 4\phi) + 5 \cos(2\theta) - 109))), \\
\Gamma_{22}^{ad} &= \frac{27\sqrt{3}\pi\mathcal{A}^2 f R \sin^2(\alpha) \sin^4(\theta)(7 \cos(\iota) + \cos(3\iota))}{64c} \sin(2\alpha - 4\phi), \\
\Gamma_{24}^{ad} &= \frac{\sqrt{3}\pi\mathcal{A}^2 f R \sin^2(\alpha) \sin^2(\theta) \sin^3(\iota)}{128c} (2 \cos(4\psi) (27(3 \cos(2\theta) + 5) \cos(2\alpha - 4\phi)) \\
&\quad + 27(15 \cos(\theta) + \cos(3\theta)) \sin(4\psi) \sin(2\alpha - 4\phi) + 40 \cos(4\psi) \sin^2(\theta)), \\
\Gamma_{25}^{ad} &= \frac{27\sqrt{3}\pi\mathcal{A}^2 f R \sin^2(\alpha) \sin^4(\theta) \cos(\theta)(7 \cos(\iota) + \cos(3\iota))}{32c} \sin(2\alpha - 4\phi), \\
\Gamma_{26}^{ad} &= \frac{\sqrt{3}\pi\mathcal{A}^2 f R \sin^2(\alpha) \sin^2(\theta)}{512c} (54(15 \cos(\theta) + \cos(3\theta)) \sin^4(\iota) \cos(4\psi) \sin(2\alpha - 4\phi) \\
&\quad - 108 \sin^4(\iota) \sin(4\psi) \cos(2\alpha)(3 \cos(2\theta) + 5) \cos(4\phi) \\
&\quad - 27 \sin^2(\theta) \cos(\theta)(28 \cos(2\iota) + \cos(4\iota) + 35) \sin(2\alpha - 4\phi) \\
&\quad - 2 \sin^4(\iota) \sin(4\psi) (54 \sin(2\alpha)(3 \cos(2\theta) + 5) \sin(4\phi) + 40 \sin^2(\theta))).
\end{aligned} \tag{B3}$$

[1] B. Abbott *et al.* (LIGO Scientific, Virgo), GW150914: The Advanced LIGO Detectors in the Era of First Discoveries, *Phys. Rev. Lett.* **116**, 131103 (2016), [arXiv:1602.03838](https://arxiv.org/abs/1602.03838).

[2] B. P. Abbott *et al.* (LIGO Scientific and Virgo Collaborations), Observation of Gravita-

- tional Waves from a Binary Black Hole Merger, *Phys. Rev. Lett.* **116**, 061102 (2016), [arXiv:1602.03837](#).
- [3] B. P. Abbott *et al.* (Virgo, LIGO Scientific), GW151226: Observation of Gravitational Waves from a 22-Solar-Mass Binary Black Hole Coalescence, *Phys. Rev. Lett.* **116**, 241103 (2016), [arXiv:1606.04855](#).
- [4] B. P. Abbott *et al.* (LIGO Scientific, VIRGO), GW170104: Observation of a 50-Solar-Mass Binary Black Hole Coalescence at Redshift 0.2, *Phys. Rev. Lett.* **118**, 221101 (2017), [Erratum: *Phys.Rev.Lett.* 121, 129901 (2018)], [arXiv:1706.01812](#).
- [5] B. P. Abbott *et al.* (Virgo, LIGO Scientific), GW170814: A Three-Detector Observation of Gravitational Waves from a Binary Black Hole Coalescence, *Phys. Rev. Lett.* **119**, 141101 (2017), [arXiv:1709.09660](#).
- [6] B. Abbott *et al.* (LIGO Scientific, Virgo), GW170817: Observation of Gravitational Waves from a Binary Neutron Star Inspiral, *Phys. Rev. Lett.* **119**, 161101 (2017), [arXiv:1710.05832](#).
- [7] B. P. Abbott *et al.* (Virgo, LIGO Scientific), GW170608: Observation of a 19-solar-mass Binary Black Hole Coalescence, *Astrophys. J.* **851**, L35 (2017), [arXiv:1711.05578](#).
- [8] B. Abbott *et al.* (LIGO Scientific, Virgo), GWTC-1: A Gravitational-Wave Transient Catalog of Compact Binary Mergers Observed by LIGO and Virgo during the First and Second Observing Runs, *Phys. Rev. X* **9**, 031040 (2019), [arXiv:1811.12907](#).
- [9] B. Abbott *et al.* (LIGO Scientific, Virgo), GW190425: Observation of a Compact Binary Coalescence with Total Mass $\sim 3.4M_{\odot}$, *Astrophys. J. Lett.* **892**, L3 (2020), [arXiv:2001.01761](#).
- [10] R. Abbott *et al.* (LIGO Scientific, Virgo), GW190412: Observation of a Binary-Black-Hole Coalescence with Asymmetric Masses, [arXiv:2004.08342](#).
- [11] R. Abbott *et al.* (LIGO Scientific, Virgo), GW190814: Gravitational Waves from the Coalescence of a 23 Solar Mass Black Hole with a 2.6 Solar Mass Compact Object, *Astrophys. J.* **896**, L44 (2020), [arXiv:2006.12611](#).
- [12] R. Abbott *et al.* (LIGO Scientific, Virgo), GW190521: A Binary Black Hole Merger with a Total Mass of $150 M_{\odot}$, *Phys. Rev. Lett.* **125**, 101102 (2020), [arXiv:2009.01075](#).
- [13] R. Abbott *et al.* (LIGO Scientific, Virgo), GWTC-2: Compact Binary Coalescences Observed by LIGO and Virgo During the First Half of the Third Observing Run, (2020), [arXiv:2010.14527](#).
- [14] K. Danzmann, LISA: An ESA cornerstone mission for a gravitational wave observatory, *Class.*

- Quant. Grav.* **14**, 1399 (1997).
- [15] P. Amaro-Seoane *et al.* (LISA), Laser Interferometer Space Antenna, (2017), [arXiv:1702.00786](#).
- [16] W.-R. Hu and Y.-L. Wu, The Taiji Program in Space for gravitational wave physics and the nature of gravity, *Natl. Sci. Rev.* **4**, 685 (2017).
- [17] J. Luo *et al.* (TianQin), TianQin: a space-borne gravitational wave detector, *Class. Quant. Grav.* **33**, 035010 (2016), [arXiv:1512.02076](#).
- [18] B. F. Schutz, Determining the Hubble Constant from Gravitational Wave Observations, *Nature* **323**, 310 (1986).
- [19] D. E. Holz and S. A. Hughes, Using gravitational-wave standard sirens, *Astrophys. J.* **629**, 15 (2005), [arXiv:astro-ph/0504616](#).
- [20] A. G. Riess, S. Casertano, W. Yuan, L. M. Macri, and D. Scolnic, Large Magellanic Cloud Cepheid Standards Provide a 1% Foundation for the Determination of the Hubble Constant and Stronger Evidence for Physics beyond Λ CDM, *Astrophys. J.* **876**, 85 (2019), [arXiv:1903.07603](#).
- [21] C. Cutler and E. E. Flanagan, Gravitational waves from merging compact binaries: How accurately can one extract the binary's parameters from the inspiral wave form?, *Phys. Rev. D* **49**, 2658 (1994), [arXiv:gr-qc/9402014](#).
- [22] M. Peterseim, O. Jennrich, and K. Danzmann, Accuracy of parameter estimation of gravitational waves with LISA, *Class. Quant. Grav.* **13**, A279 (1996).
- [23] M. Peterseim, O. Jennrich, K. Danzmann, and B. F. Schutz, Angular resolution of LISA, *Class. Quant. Grav.* **14**, 1507 (1997).
- [24] C. Cutler, Angular resolution of the LISA gravitational wave detector, *Phys. Rev. D* **57**, 7089 (1998), [arXiv:gr-qc/9703068](#).
- [25] C. Cutler and A. Vecchio, LISA's angular resolution for monochromatic sources, *AIP Conf. Proc.* **456**, 95 (1998).
- [26] T. A. Moore and R. W. Hellings, The Angular resolution of space based gravitational wave detectors, *AIP Conf. Proc.* **523**, 255 (2000), [arXiv:gr-qc/9910116](#).
- [27] L. Barack and C. Cutler, LISA capture sources: Approximate waveforms, signal-to-noise ratios, and parameter estimation accuracy, *Phys. Rev. D* **69**, 082005 (2004), [arXiv:gr-qc/0310125](#).

- [28] E. K. Porter and N. J. Cornish, The Effect of Higher Harmonic Corrections on the Detection of massive black hole binaries with LISA, *Phys. Rev. D* **78**, 064005 (2008), [arXiv:0804.0332](#).
- [29] A. Blaut, Accuracy of estimation of parameters with LISA, *Phys. Rev. D* **83**, 083006 (2011).
- [30] W.-H. Ruan, C. Liu, Z.-K. Guo, Y.-L. Wu, and R.-G. Cai, The LISA-Taiji network: precision localization of massive black hole binaries, (2019), [arXiv:1909.07104](#).
- [31] W.-H. Ruan, C. Liu, Z.-K. Guo, Y.-L. Wu, and R.-G. Cai, The LISA-Taiji network, *Nature Astron.* **4**, 108 (2020), [arXiv:2002.03603](#).
- [32] G. Wang, W.-T. Ni, W.-B. Han, S.-C. Yang, and X.-Y. Zhong, Numerical simulation of sky localization for LISA-TAIJI joint observation, (2020), [arXiv:2002.12628](#).
- [33] W.-F. Feng, H.-T. Wang, X.-C. Hu, Y.-M. Hu, and Y. Wang, Preliminary study on parameter estimation accuracy of supermassive black hole binary inspirals for TianQin, *Phys. Rev. D* **99**, 123002 (2019), [arXiv:1901.02159](#).
- [34] S.-J. Huang, Y.-M. Hu, V. Korol, P.-C. Li, Z.-C. Liang, Y. Lu, H.-T. Wang, S. Yu, and J. Mei, Science with the TianQin Observatory: Preliminary Results on Galactic Double White Dwarf Binaries, (2020), [arXiv:2005.07889](#).
- [35] C. Zhang, Y. Gong, H. Liu, B. Wang, and C. Zhang, Sky localization of space-based gravitational wave detectors, (2020), [arXiv:2009.03476](#).
- [36] M. Vallisneri, Use and abuse of the Fisher information matrix in the assessment of gravitational-wave parameter-estimation prospects, *Phys. Rev. D* **77**, 042001 (2008), [arXiv:gr-qc/0703086](#).
- [37] L. Wen and Y. Chen, Geometrical Expression for the Angular Resolution of a Network of Gravitational-Wave Detectors, *Phys. Rev. D* **81**, 082001 (2010), [arXiv:1003.2504](#).
- [38] B. Abbott *et al.* (KAGRA, LIGO Scientific, VIRGO), Prospects for Observing and Localizing Gravitational-Wave Transients with Advanced LIGO, Advanced Virgo and KAGRA, *Living Rev. Rel.* **21**, 3 (2018), [arXiv:1304.0670](#).
- [39] K. Grover, S. Fairhurst, B. Farr, I. Mandel, C. Rodriguez, T. Sidery, and A. Vecchio, Comparison of Gravitational Wave Detector Network Sky Localization Approximations, *Phys. Rev. D* **89**, 042004 (2014), [arXiv:1310.7454](#).
- [40] C. P. Berry *et al.*, Parameter estimation for binary neutron-star coalescences with realistic noise during the Advanced LIGO era, *Astrophys. J.* **804**, 114 (2015), [arXiv:1411.6934](#).
- [41] L. P. Singer and L. R. Price, Rapid Bayesian position reconstruction for gravitational-wave

- transients, *Phys. Rev. D* **93**, 024013 (2016), [arXiv:1508.03634](#).
- [42] B. Bécsy, P. Raffai, N. J. Cornish, R. Essick, J. Kanner, E. Katsavounidis, T. B. Littenberg, M. Millhouse, and S. Vitale, Parameter estimation for gravitational-wave bursts with the BayesWave pipeline, *Astrophys. J.* **839**, 15 (2017), [arXiv:1612.02003](#).
- [43] W. Zhao and L. Wen, Localization accuracy of compact binary coalescences detected by the third-generation gravitational-wave detectors and implication for cosmology, *Phys. Rev. D* **97**, 064031 (2018), [arXiv:1710.05325](#).
- [44] C. Mills, V. Tiwari, and S. Fairhurst, Localization of binary neutron star mergers with second and third generation gravitational-wave detectors, *Phys. Rev. D* **97**, 104064 (2018), [arXiv:1708.00806](#).
- [45] S. Fairhurst, Localization of transient gravitational wave sources: beyond triangulation, *Class. Quant. Grav.* **35**, 105002 (2018), [arXiv:1712.04724](#).
- [46] Y. Fujii, T. Adams, F. Marion, and R. Flaminio, Fast localization of coalescing binaries with a heterogeneous network of advanced gravitational wave detectors, *Astropart. Phys.* **113**, 1 (2019), [arXiv:1905.02362](#).
- [47] N. J. Cornish and S. L. Larson, Space missions to detect the cosmic gravitational wave background, *Class. Quant. Grav.* **18**, 3473 (2001), [arXiv:gr-qc/0103075](#).
- [48] F. B. Estabrook and H. D. Wahlquist, Response of Doppler spacecraft tracking to gravitational radiation, *General Relativity and Gravitation* **6**, 439 (1975).
- [49] X.-C. Hu, X.-H. Li, Y. Wang, W.-F. Feng, M.-Y. Zhou, Y.-M. Hu, S.-C. Hu, J.-W. Mei, and C.-G. Shao, Fundamentals of the orbit and response for TianQin, *Class. Quant. Grav.* **35**, 095008 (2018), [arXiv:1803.03368](#).