

DETECTING EXPRESSIONS WITH MULTIMODAL TRANSFORMERS

Srinivas Parthasarathy, Shiva Sundaram

Amazon

ABSTRACT

Developing machine learning algorithms to understand person-to-person engagement can result in natural user experiences for communal devices such as Amazon Alexa. Among other cues such as voice activity and gaze, a person's audio-visual expression serves as an implicit signal of engagement between parties in a dialog. This study investigates deep-learning algorithms for audio-visual detection of user's expression. We first implement an audio-visual baseline model with recurrent layers that shows competitive results compared to current state of the art. Next, we propose the transformer architecture with encoder layers that better integrate audio-visual features for expressions tracking. Performance on the Aff-Wild2 database shows that the proposed methods perform better than baseline architecture with recurrent layers with absolute gains approximately 2% for arousal and valence descriptors. Further, multimodal architectures show significant improvements over models trained on single modalities with gains of up to 3.6%. Ablation studies show the significance of the visual modality for the expression detection on the Aff-Wild2 database.

Index Terms: expression detection, human-computer interaction, computational paralinguistics

1. INTRODUCTION

Among the different forms of human interaction, audio-visual communication is principal. Humans inherently process and react to their social surroundings which manifests as an exterior display of expression, forming a vital part of this communication. With the growth of communal devices that users can talk and communicate with around their homes, detecting and tracking expressions that understand users' affect in addition to spoken words can help build better natural interfaces. Such devices play important roles in various fields such as communication, health care [1], security [2], and education [3].

In addition to speech [5], humans naturally use non-verbal modalities such as pose, gestures and facial cues for communicating with affect. Therefore recognition algorithms have focused on explicit forms of expressions including a change in the tone and style of voice [6], facial expressions [7, 8], body language and posture [9, 10] as well as a fluctuation in physiological signals such as heart rate [11, 12]. However, tone of

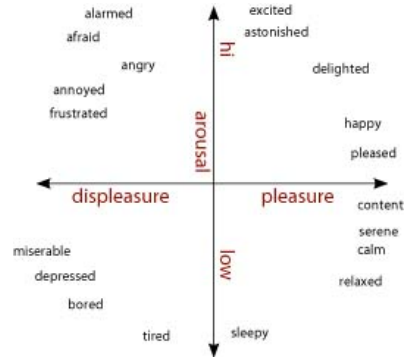


Fig. 1. Mapping between attribute descriptors and categorical labels for expressions, Russell [4]

voice (audio) and facial cues (video) remain primary forms of communicating affect [13]. Also, the proliferation of audio and video sensors in most devices make these appealing for expression detection. Expression¹ detection can be predominantly divided into two methods based on the type of labels. A discrete classification approach, categorizes the continuum of expressions into few categories such as happiness, sadness, anger and neutral [6] and a descriptor based approach measures expressions in predominantly two dimensions: arousal (level of excitement) and valence (negative to positive levels) [4]. The circumplex model, discussed by Russell, [4] (Fig. 1) remains a popular technique for mapping emotional categories to arousal and valence values. Recently, there is also an increased focus to predicting attribute values as they can be used to describe expressions on a finer granularity [14], for capturing nuanced emotions.

This work is about the multi-modal detection of arousal and valence attributes, with a focus on the visual and audio modalities. We implement a transformer model [15] with a cross-modal attention layer to fuse the auditory and visual features. The proposed model attends to significant cues within each modality through self-attention encoder layers as well as across modality through the cross-modal attention layer, capturing temporal context within audio-visual clips. We evaluate the proposed model on the Aff-Wild2 database

¹ Affect is broadly categorized as emotions, expressions and sentiment by different communities. Since we deal with audio and visual cues we use the terms emotion and expression interchangeably while referring to affect.

[16] for detecting arousal and valence scores. We first establish a competitive baseline that uses recurrent layers to learn the temporal context in the audio and video signals. We show that this baseline model surpasses other published results learned on single modalities. Next, we show that the proposed audio-visual transformer performs significantly better than the baseline architecture, with absolute gains of 1.7% for valence and 1.9% for arousal over our baseline results. This indicates the efficacy of the model architecture for the expression detection task; producing state of the art performance on Aff-Wild2 dataset. Further, the proposed models competitively perform against other contemporary models, producing state of the art performance. Finally, we also study the impact of each modality on the proposed model through an ablation study indicating that the video modality might be dominant for recognizing expressions.

This paper contributes the following - a) A competitive recurrent neural network (RNN) baseline model for modeling expression detection task for single and multiple modalities b) A multi-modal transformer architecture with cross-modal attention layers to fuse the audio-visual modalities, that produces state of the art performance.

2. BACKGROUND

2.1. Audio Cues

A number of research efforts have studied affect recognition from audio cues. Traditional methods focus on both categorical recognition over discrete utterances [17] as well as continuous prediction [18]. A variety of features are generally used to recognize emotions. These include log-spectrograms, mel-frequency filterbanks [19]. Several researches have also studied para-linguistic features for emotion recognition [20, 21]. These features are generally computed over short overlapping frames that descriptive of the changes in the vocal effort due to changes in affective expression. Zeng et al. provides more details on architectures for audio expression detection [22].

2.2. Facial Expressions

Several works have focused on detecting facial expressions with visual cues. Facial expression is mainly divided into facial emotions or facial action units (facial muscle movements) [22]. Detection methods also vary by task: static recognition on images [23, 24] or continuous prediction that look at sequences of images [25]. Traditional methods use a face-alignment technique to crop the face from the background. Further, geometric visual cues are generally used for the recognizing facial expressions. These cues range from shape of facial features (shape of eyes, mouth, eyebrows) and location of facial features (corner of the eyes, corner of lips) [26, 27]. A landmark detector is generally used to extract these visual cues [28]. Recently, with the growth of deep learning techniques there is an increased focus on expression detection in

the wild with data-driven models [28, 29]. Similar to these previous studies, our work also employs a face detector to extract face crops and further process facial features using a pre-trained model (Section 4.2.1)

2.3. Audio Visual Expression Detection

A number of studies have also developed machine learning models for predicting audiovisual expression [30, 31, 32]. They have shown that audio and visual cues provide complementary information for expression detection. While audio generally provides cues for prediction of arousal with change in tone correlating to change in arousal, video cues support the prediction of valence. Audio and video modalities are either combined at feature-level (early fusion), at decision level (late fusion) or a hybrid version [22]. Deep learning techniques have given rise to early fusion of the multimodal features with data driven approaches [33]. This work adds to these previous studies by proposing an attention mechanism to fuse latent audio-visual cues for expression detection.

2.4. Attention for expression

Broadly, the attention mechanism can be considered the allocation of resources to pertinent information in the signal. For audio cues, Chen et al. [34] proposed a 3-D convolutional recurrent neural network with an attention mechanism to focus on detected speech frames. Their approach shows improvement in the unweighted recall of the emotion classification. For facial cues, Xiaohua et al. [35] propose a two stage attention network to model the relationship between different positional features on the face. Hazarika et al. [36] employ a soft attention mechanism for capturing memory in audio, visual and textual cues for dyadic interactions. Conventionally, studies focused solely on recurrent layers for capturing the temporal context to predict expressions. Mirsamadi et al. [37] include a local attention mechanism to pool emotion specific audio cues on top of recurrent layers. There is also growing concentration on studying self-attention mechanisms to replace recurrent neural networks for expression recognition. Li et al. [38] propose a self-attention module on top of convolutional and recurrent layers to improve emotion recognition performance from speech. Rahman et al. [39] propose methods to integrate audio and visual cues to transformers pretrained on text cues. Their work uses audio-visual cues to gate the text features for emotion recognition. In contrast to the studies outlined above, this work uses a novel cross-modal attention mechanism to fuse audio-visual cues to detect expressions.

3. PROPOSED METHODOLOGY

This work addresses the continuous recognition of expression (Figure 2). Given a sequence of audio-visual frames, the task

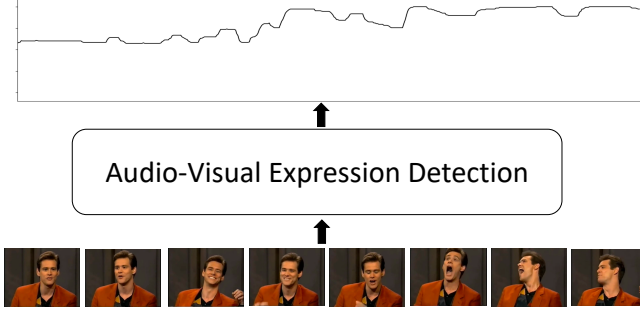


Fig. 2. Continuous expression recognition. The system takes audio-visual frames as input and predicts arousal valence value for each frame.

is to predict the arousal and valence values for each frame in the sequence.

As outlined in Section 2.3, while audio and video streams can be fused in various ways, an intuitive approach would be to let the model learn the integration based on the data. The attention mechanism, provides an appealing framework to learn this fusion. While there are several methods to learn attention, the dot-product attention, discussed by Vaswani et al. [15] has shown state of the art results for various tasks [40]. We propose a cross-modal attention with dot-product attentions [15], to learn feature representations that are beneficial for overall prediction (Figure 3). Cross-modal attention has been successfully used for audio-visual automatic speech recognition [41]. We believe the features learned with a cross-modal attention layer will be invariant to occlusions or the absence of data in either modality. For e.g when the users face is not in the field of view (FoV) of the camera the model will focus on audio cues to detect the users expression and vice versa when the user is not speaking [42].

The overall architecture consists of two encoders, one each for audio and the video modality. Each encoder consists of multiple self-attention layers. Each self-attention layer works by constructing three matrices K , V and Q from the previous layer outputs, where K and V act as keys and values in a dictionary and Q acts a query to compute the attention. The output values are then given by

$$Y = \sigma(KQ^T)V \quad (1)$$

where σ denotes the softmax operation, computing the attention as a dot product between the K and Q matrices.

With the self-attention layers, each encoder individually attends to significant cues for the corresponding modality. The encoder embeddings are then fused using two cross-modal attention layers. The cross-modal attention layers also consist dot-product attentions similar to the encoder layers, with the key difference being K and V matrices are computed from one modality and the Q matrix is computed from the opposite modality (Figure 3). Through the cross modal attention layers, the model learns to attend to cues from the

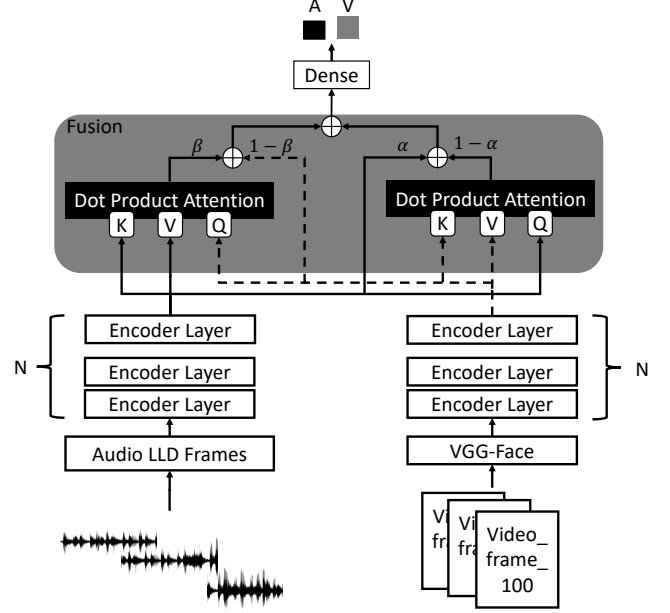


Fig. 3. Proposed system architecture. A cross-modal scaled dot-product attention layer is used to project the visual data into the audio feature space and vice versa, followed by an additive fusion.

other modality. The cues from the respective branches are then fused using a weighted sum of their values using simple scalar weights α , β . The combined features are then used to predict the arousal and valence values.

4. EXPERIMENTAL SETUP

4.1. Dataset

This study uses the Aff-Wild2 database [16]. While other datasets exist with carefully curated data, the Aff-Wild2 data is unique for its in the wild recordings. This is significant as data is truly recorded in various conditions, for e.g subject could be silent while still providing facial expression like a smile. These conditions make it ideal to study the fusion of audio and video cues, an important aspect of this work. The dataset contains 558 videos of mostly single persons expressing themselves. Videos are captured at a frame rate of 30 *frames per second* (fps) with around 2.8 million video frames in the dataset. The dataset is annotated for 3 main behavior tasks (basic expression classification, valence-arousal estimation and action unit detection.) This paper focuses on frame-level valence-arousal estimation which the dataset provides. Every frame in the dataset is annotated for valence and arousal values in a continuous scale between $[-1, 1]$ by 4 or 8 annotators. Further the dataset is divided into speaker independent train, validation and test subsets consisting of 350, 70 and 138 videos respectively.

4.2. Features and Preprocessing

4.2.1. Video

We follow previous works to extract bounding boxes to detect frontal faces on the video frames [43]. We use an SSD based detector with a ResNet architecture to detect faces in every frame [44]. The image is cropped based on the bounding box and resized to a dimension of 96x96x3. All pixel intensities are scaled between $[-1, 1]$.

4.2.2. Audio

For the audio cues we extract the features introduced for the para-linguistic challenge at Interspeech 2013 [45]. These features have shown state of the art performance for various emotion recognition tasks. The feature set consists of *low-level descriptors* (LLD) that are extracted over 25ms windows with a 10ms step and further statistical functions that are calculated on top of the LLDs to get segment level features *high level descriptors* (HLD). While the use of HLD is more prevalent, the high dimensionality of the overall features (6373) is a particular drawback. Therefore we avoid this and rely only on the 65 LLDs which consists of spectral features such as the *Mel Frequency Cepstral Coefficients* (MFCC), energy features such as loudness and voice based features such as fundamental frequency (F0). Features are Z-normalized based on the train set statistics.

4.3. Architecture

We follow the transformer architecture proposed in [15]. First two sets of encoder layers process the audio and video inputs respectively. Each encoder layer uses performs a self-attention with a multi head attention (Eq. 1). We use 512 nodes in each encoder layer with four attention heads. The fusion layer consists of two dot-product attention layers with 512 nodes each. These attention layers attend to the other modality. Embeddings from the cross-modal attention layers are linearly combined using scalar trainable parameters α, β . Predictions are made with a dense output layer.

Predictions are made on sequences of length 100, corresponding to roughly 3s of video (Figure 2). Besides extracting the face crops, the video frames are passed through a pre-trained VGGFace network [46] to extract descriptors from the face region in each frame. We feed the first fully connected layer of the network containing 4096 nodes as input to the transformer video encoder. We perform a synchronous fusion of audio and video features. To synchronize the audio and video, audio frames are downsampled by a factor of 3.3. Further we concatenate the audio LLDs over a two second window to match the feature dimension (4096) of the video. These concatenated features are fed to the audio encoder of the transformer. We use the *concordance correlation coefficient* (CCC), which calculates loss at the sequence level, as

both the loss (1 - CCC) and evaluation metric.

$$\rho_c = \frac{2\rho\sigma_x\sigma_y}{\sigma_x^2 + \sigma_y^2 + (\mu_x - \mu_y)^2} \quad (2)$$

where ρ corresponds to the Pearson’s correlation, σ corresponds to the standard deviation, μ corresponds to the mean and x, y correspond to the ground-truth and predictions. The model is trained using an Adam optimizer with an initial learning rate of $1e^{-5}$. The best model is chosen over the validation set

4.4. Baseline models

We compare proposed models directly against pretrained baselines from previous studies as well as modifications to these models. We establish baselines for the audio (A) and video (V) modalities independently as well as audio-visual (A+V) baselines. Other than the pretrained models, all models are trained using the CCC loss.

AffWildNet + Static (V) Kollias et al. [47] models are pretrained on the the Aff-Wild database [47], a predecessor of the Aff-Wild2 database, on the video modality only. The static models make predictions on each image independently using the VGGFace architecture which consists of convolutional layers, one fully connected (FC) along with an output layer for the predictions. We try two dimensions for the FC layer - 2000, 4096. Note that the proposed models are built on top of the VGGFace architecture used in this baseline and therefore share preprocessing steps.

AffWildNet + Dynamic (V) Kollias et al. [47] is pretrained on the Aff-wild database. The dynamic model on the other hand uses a sequence of images. We use the same sequence length of 100 used for the proposed transformers. The dynamic model contains all the layers in the static model (with FC layer dimension 4096) plus two recurrent layers with *gated recurrent units* (GRU). The GRU layers contain 128 nodes each.

RNN (A) is an audio baseline model that uses two GRU layers on top of the LLD features.

VGGFace-RNN (V) has the same architecture as **AffWildNet + Dynamic (V)** but is additionally trained on Aff-Wild2.

VGGFace-RNN (A + V) is an audio-visual baseline model that concatenates the output from the recurrent layers of the audio only **RNN (A)** and video only (**VGGFace-RNN (V)**) model. This is followed by two additional GRU layers and dense layer for output predictions. The proposed models are mainly compared against this audio-visual baseline.

NISL (V) Deng et al. [48] pretrained CNN + RNN models trained using a multitask framework for emotional categories, facial action units and emotional attributes. Authors also use

Table 1. Results on the Aff-Wild2 database. Significance analysis with Fishers z-transformation ($p < 0.01$). **Ar** corresponds to Arousal and **Va** corresponds to Valence

Model	CCC-Va	CCC-Ar
AffWildNet + Static (V) (2000) [47]	0.176	0.198
AffWildNet + Static (V) (4096) [47]	0.244	0.297
AffWildNet + Dynamic (V)	0.315	0.357
RNN (A)	0.105	0.168
VGGFace-RNN (V)	0.379	0.481
VGGFace-RNN (A+V)	0.344	0.506
NISL (V) [48]	0.373	0.513
M^3T (A+V) [49]	0.320	0.550
Transformer (V)	0.381	0.489[†]
Transformer (A+V)	0.396[†]	0.525[†]

[†] indicates significant differences over corresponding VGGFace-RNN models.

external datasets to balance the distribution of emotions in the Aff-Wild2 dataset.

M^3T (A+V) Zhang et al. [49] pretrained models using a 3D convolutional network and bidirectional recurrent neural network. The model is trained with a multitask setup with joint prediction emotion categories helping the prediction of valence attribute. While [49], used an attention mechanism, on top of the recurrent layers, to fuse the audio and video features, best results are obtained by simple concatenation. Zhang et al. [49] note that their attention model may not have reached full model convergence compared to model trained with concatenation. Note that our preliminary experiments on a cross-modal layer showed benefits over simple concatenation of the features from the two encoder branches in the proposed model.

Note that NISL and M^3T are external studies that report state of the art results on the Aff-Wild2 database. The VGGFace-RNN (A + V) is our proposed baseline that is thoroughly trained on the Aff-Wild2 database and comparable to the external studies While the state of the art models share aspects such as convolutional layers to process video features, the biggest difference with our proposed work is the use of dot-product attentions. We also analyze the impact of individual modality in training the multimodal architecture (Section 5.1).

5. RESULTS

We first analyze the performance of the baseline models (Section 4.4). The AffWildNet models were trained purely on the video modality. Results illustrate that increasing the number of FC layers from 2000 to 4096 improves performance. Further, dynamically utilizing cues with the addition of recurrent layers gives 7% absolute improvement for Valence and 6% absolute improvement for Arousal. The VGGFace-RNN(V)

model retrained on the Aff-Wild2 shows an improvement of 12.4% absolute for arousal and 6.4% absolute for valence over the AffWildNet model. The baseline for the audio modality, RNN(A) is inferior compared to the video only modality and has been noticed in other studies as well [49]. This maybe because in the Aff-Wild2 database, expressions are predominantly conveyed through the visual modality in the form of facial expressions and to a lesser extent through audio cues. A combination of the audio and visual modalities VGGFace-RNN (A+V) improves arousal prediction by 2.5% whereas the valence prediction diminishes by 3.5%. These results, similar to previous studies, indicate that predicting arousal values with audio cues is easier compared to valence values, as the tone of voice distinguishes arousal scores whereas visual features are more descriptive of the valence scores [50]. Among the external studies, the NISL model shows slight improvement for arousal but not valence than other baselines. Similarly, M^3T shows significantly better results for arousal but significantly worse for valence. Overall, these scores establish competitive baselines.

Next we observe the performance of the proposed transformer model for predicting expression values. Table 1 illustrates gains for the proposed model over the VGGFace-RNN model for both the video (V) and audio-visual (A+V) modality. For the video modality we see gains of 0.2% and 0.8% for valence and arousal respectively. The addition of the audio cues further improve the performance of transformer models by 1.5% and 3.6% for valence and arousal respectively over using only video cues, indicating the benefits from attending across modality. Overall the audio-visual transformer model shows absolute gains of 1.7% for valence and 1.9% compared to the VGGFace-RNN model. Note that the proposed transformer models and our baseline VGGFace-RNN models have a similar number of parameters with less than 10% difference between them. Compared to the state of the art results from previous studies, we observe that the proposed models provide competitive results with significant improvements for valence and better in one case for arousal. Note that these previous studies were trained on extra data as well as a multi-task framework. The proposed models will potentially gain with these improvements.

5.1. Ablation results

We also conducted an ablation study to investigate the performance of the proposed model when either the audio or video modalities were missing. This study depicts a realistic scenario when the person moves away from the field of vision of the device they interact with or are not audible. We conducted the study by masking the inputs for the missing modality with zeros. The proportion of data missing is varied between 0 (modality completely missing) and 100 (modality completely present) to evaluate scenarios where the input is partially missing. The data to be masked is chosen randomly

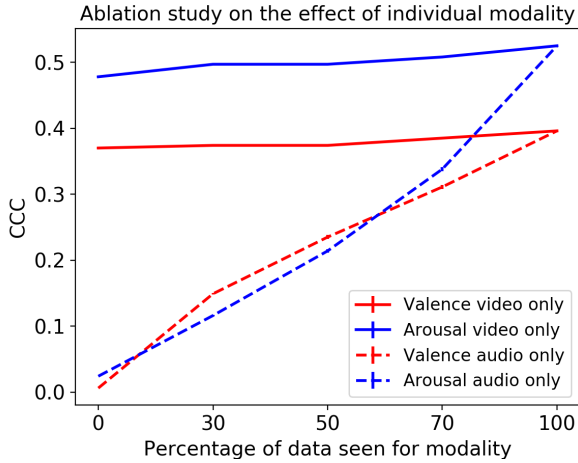


Fig. 4. Ablation studies on the effect of individual modalities. Missing inputs are replaced by zeros.

and we repeat the experiments over 10 trials on the Test Set.

Figure 4 illustrates the results. We observe that for both valence and arousal the complete absence of the video modality (audio only) severely degrades the performance producing CCC values close to 0. The model is unable to adapt when the visual cues are absent. Performance linearly improves with proportion of visual data seen. On the other hand the complete absence of the audio modality (video only) slightly diminishes performance by approximately 2%, producing results similar to the transformers trained on the video modality only. This shows adaptability of the audio-visual transformer architecture when audio data is missing. Overall, these results illustrate that the expression detection task is dependent on the rich visual information present in the Aff-Wild2 database.

6. CONCLUSION

This paper presented a multimodal architecture for expression detection on the Aff-Wild2 database. We utilized the transformer architecture with the addition of a cross-modal attention layer that attends to significant cues in the audio and video modality. A simple late fusion of the cues was then used to predict arousal and valence score for each video frame in the database. Comparison with competitive baselines and previous studies illustrate that the proposed models achieve state of the art performance for the expression detection task. Further the investigation of the contribution of each modality illustrated that the visual modality provides rich cues for the models to train on.

Our future work will investigate the use of the multimodal transformer for detecting expression categories. To further tap into the visual cues, we will study the use of landmarks as additional inputs for the models to train on. Along these lines we will analyze various methods to training mod-

els on missing data. We will also broaden the analysis of the proposed models on different data with additional modalities such as text.

7. REFERENCES

- [1] N. Cummins, S. Scherer, J. Krajewski, S. Schnieder, J. Epps, and T.F. Quatieri, "A review of depression and suicide risk assessment using speech analysis," *Speech Communication*, vol. 71, pp. 10–49, July 2015.
- [2] C. Clavel, I. Vasilescu, L. Devillers, G. Richard, and T. Ehrette, "Fear-type emotion recognition for future audio-based surveillance systems," *Speech Communication*, vol. 50, no. 6, pp. 487–503, June 2008.
- [3] D. Litman and K. Forbes-Riley, "Predicting student emotions in computer-human tutoring dialogues," in *ACM Association for Computational Linguistics (ACL 2004)*, Barcelona, Spain, July 2004, pp. 1–8.
- [4] J.A. Russell, "A circumplex model of affect," *Journal of Personality and Social Psychology*, vol. 39, no. 6, pp. 1161–1178, December 1980.
- [5] Moataz El Ayadi, Mohamed S Kamel, and Fakhri Karay, "Survey on speech emotion recognition: Features, classification schemes, and databases," *Pattern Recognition*, vol. 44, no. 3, pp. 572–587, 2011.
- [6] R. Cowie and R.R. Cornelius, "Describing the emotional states that are expressed in speech," *Speech Communication*, vol. 40, no. 1-2, pp. 5–32, April 2003.
- [7] Evangelos Sariyanidi, Hatice Gunes, and Andrea Cavallaro, "Automatic analysis of facial affect: A survey of registration, representation, and recognition," *IEEE transactions on pattern analysis and machine intelligence*, vol. 37, no. 6, pp. 1113–1133, 2015.
- [8] Dimitrios Kollias, Mihalis A Nicolaou, Irene Kotsia, Guoying Zhao, and Stefanos Zafeiriou, "Recognition of affect in the wild using deep neural networks," in *Computer Vision and Pattern Recognition Workshops (CVPRW), 2017 IEEE Conference on*. IEEE, 2017, pp. 1972–1979.
- [9] H. Gunes and M. Piccardi, "A bimodal face and body gesture database for automatic analysis of human non-verbal affective behavior," in *18th International Conference on Pattern Recognition (ICPR 2006)*, Hong Kong, China, August 2006, vol. 1, pp. 1148–1153.
- [10] M. Coulson, "Attributing emotion to static body postures: Recognition accuracy, confusions, and viewpoint dependence," *Journal of Nonverbal Behavior*, vol. 28, no. 2, pp. 117–139, June 2004.

- [11] H.P. Martinez, Y. Bengio, and G.N. Yannakakis, "Learning deep physiological models of affect," *IEEE Computational Intelligence Magazine*, vol. 8, no. 2, pp. 20–33, May 2013.
- [12] Kyung Hwan Kim, Seok Won Bang, and Sang Ryong Kim, "Emotion recognition system using short-term monitoring of physiological signals," *Medical and biological engineering and computing*, vol. 42, no. 3, pp. 419–427, 2004.
- [13] A. Mehrabian, "Communication without words," in *Communication Theory*, C.D. Mortensen, Ed., pp. 193–200. Transaction Publishers, New Brunswick, NJ, USA, December 2007.
- [14] S. Parthasarathy and C. Busso, "Jointly predicting arousal, valence and dominance with multi-task learning," in *Interspeech 2017*, Stockholm, Sweden, August 2017, pp. 1103–1107.
- [15] Ashish Vaswani, Noam Shazeer, Niki Parmar, Jakob Uszkoreit, Llion Jones, Aidan N Gomez, Łukasz Kaiser, and Illia Polosukhin, "Attention is all you need," in *Advances in neural information processing systems*, 2017, pp. 5998–6008.
- [16] Dimitrios Kollias and Stefanos Zafeiriou, "Aff-wild2: Extending the aff-wild database for affect recognition," *arXiv preprint arXiv:1811.07770*, 2018.
- [17] J. Lee, M. Reyes, T. Smyser, Y. Liang, and K. Thornburg, "SAfety VEHicles using adaptive interface technology (task 5) final report: Phase 1," Technical report, The University of Iowa, Iowa City, IA, USA, November 2004.
- [18] J.R.J. Fontaine, K.R. Scherer, E.B. Roesch, and P.C. Ellsworth, "The world of emotions is not two-dimensional," *Psychological Science*, vol. 18, no. 12, pp. 1050–1057, December 2007.
- [19] Z. Aldeneh and E. Mower Provost, "Using regional saliency for speech emotion recognition," in *IEEE International Conference on Acoustics, Speech and Signal Processing (ICASSP 2017)*, New Orleans, LA, USA, March 2017, pp. 2741–2745.
- [20] B. Schuller, S. Steidl, and A. Batliner, "The INTER-SPEECH 2009 emotion challenge," in *Interspeech 2009 - Eurospeech*, Brighton, UK, September 2009, pp. 312–315.
- [21] B. Schuller, S. Steidl, A. Batliner, F. Burkhardt, L. Devillers, C. Muller, and S. Narayanan, "The INTER-SPEECH 2010 paralinguistic challenge," in *Interspeech 2010*, Makuhari, Japan, September 2010, pp. 2794–2797.
- [22] Z. Zeng, M. Pantic, G.I. Roisman, and T.S. Huang, "A survey of affect recognition methods: Audio, visual, and spontaneous expressions," *IEEE Transactions on Pattern Analysis and Machine Intelligence*, vol. 31, no. 1, pp. 39–58, January 2009.
- [23] Caifeng Shan, Shaogang Gong, and Peter W McOwan, "Facial expression recognition based on local binary patterns: A comprehensive study," *Image and vision Computing*, vol. 27, no. 6, pp. 803–816, 2009.
- [24] Ping Liu, Shizhong Han, Zibo Meng, and Yan Tong, "Facial expression recognition via a boosted deep belief network," in *Proceedings of the IEEE conference on computer vision and pattern recognition*, 2014, pp. 1805–1812.
- [25] Heechul Jung, Sihaeng Lee, Junho Yim, Sunjeong Park, and Junmo Kim, "Joint fine-tuning in deep neural networks for facial expression recognition," in *Proceedings of the IEEE international conference on computer vision*, 2015, pp. 2983–2991.
- [26] Ya Chang, Changbo Hu, Rogerio Feris, and Matthew Turk, "Manifold based analysis of facial expression," *Image and Vision Computing*, vol. 24, no. 6, pp. 605–614, 2006.
- [27] Maja Pantic and Ioannis Patras, "Dynamics of facial expression: recognition of facial actions and their temporal segments from face profile image sequences," *IEEE Transactions on Systems, Man, and Cybernetics, Part B (Cybernetics)*, vol. 36, no. 2, pp. 433–449, 2006.
- [28] Ali Mollahosseini, David Chan, and Mohammad H Mahoor, "Going deeper in facial expression recognition using deep neural networks," in *2016 IEEE Winter conference on applications of computer vision (WACV)*. IEEE, 2016, pp. 1–10.
- [29] Ali Mollahosseini, Behzad Hasani, and Mohammad H Mahoor, "Affectnet: A database for facial expression, valence, and arousal computing in the wild," *IEEE Transactions on Affective Computing*, vol. 10, no. 1, pp. 18–31, 2017.
- [30] Samuel Albanie, Arsha Nagrani, Andrea Vedaldi, and Andrew Zisserman, "Emotion recognition in speech using cross-modal transfer in the wild," in *Proceedings of the 26th ACM international conference on Multimedia*, 2018, pp. 292–301.
- [31] Xi Ouyang, Shigenori Kawaai, Ester Gue Hua Goh, Shengmei Shen, Wan Ding, Huaiping Ming, and Dong-Yan Huang, "Audio-visual emotion recognition using deep transfer learning and multiple temporal models," in *Proceedings of the 19th ACM International Conference on Multimodal Interaction*, 2017, pp. 577–582.

- [32] Valentin Vielzeuf, Stéphane Pateux, and Frédéric Jurie, “Temporal multimodal fusion for video emotion classification in the wild,” in *Proceedings of the 19th ACM International Conference on Multimodal Interaction*, 2017, pp. 569–576.
- [33] Panagiotis Tzirakis, George Trigeorgis, Mihalisis A Nicolaou, Björn W Schuller, and Stefanos Zafeiriou, “End-to-end multimodal emotion recognition using deep neural networks,” *IEEE Journal of Selected Topics in Signal Processing*, vol. 11, no. 8, pp. 1301–1309, 2017.
- [34] Mingyi Chen, Xuanji He, Jing Yang, and Han Zhang, “3-d convolutional recurrent neural networks with attention model for speech emotion recognition,” *IEEE Signal Processing Letters*, vol. 25, no. 10, pp. 1440–1444, 2018.
- [35] Wang Xiaohua, Peng Muzi, Pan Lijuan, Hu Min, Jin Chunhua, and Ren Fuji, “Two-level attention with two-stage multi-task learning for facial emotion recognition,” *Journal of Visual Communication and Image Representation*, vol. 62, pp. 217–225, 2019.
- [36] Devamanyu Hazarika, Soujanya Poria, Amir Zadeh, Erik Cambria, Louis-Philippe Morency, and Roger Zimmermann, “Conversational memory network for emotion recognition in dyadic dialogue videos,” in *Proceedings of the conference. Association for Computational Linguistics. North American Chapter. Meeting. NIH Public Access*, 2018, vol. 2018, p. 2122.
- [37] Seyedmahdad Mirsamadi, Emad Barsoum, and Cha Zhang, “Automatic speech emotion recognition using recurrent neural networks with local attention,” in *2017 IEEE International Conference on Acoustics, Speech and Signal Processing (ICASSP)*. IEEE, 2017, pp. 2227–2231.
- [38] Yuanchao Li, Tianyu Zhao, and Tatsuya Kawahara, “Improved end-to-end speech emotion recognition using self attention mechanism and multitask learning,” 2019.
- [39] Wasifur Rahman, Md Kamrul Hasan, Sangwu Lee, AmirAli Bagher Zadeh, Chengfeng Mao, Louis-Philippe Morency, and Ehsan Hoque, “Integrating multimodal information in large pretrained transformers,” in *Proceedings of the 58th Annual Meeting of the Association for Computational Linguistics*, Online, July 2020, pp. 2359–2369, Association for Computational Linguistics.
- [40] Jacob Devlin, Ming-Wei Chang, Kenton Lee, and Kristina Toutanova, “Bert: Pre-training of deep bidirectional transformers for language understanding,” *arXiv preprint arXiv:1810.04805*, 2018.
- [41] Georgios Paraskevopoulos, Srinivas Parthasarathy, Aparna Khare, and Shiva Sundaram, “Multimodal and multiresolution speech recognition with transformers,” in *Proceedings of the 58th Annual Meeting of the Association for Computational Linguistics*, Online, July 2020, pp. 2381–2387, Association for Computational Linguistics.
- [42] Srinivas Parthasarathy and Shiva Sundaram, “Training strategies to handle missing modalities for audio-visual expression recognition,” *arXiv preprint arXiv:2010.00734*, 2020.
- [43] Dimitrios Kollias and Stefanos Zafeiriou, “Expression, affect, action unit recognition: Aff-wild2, multi-task learning and arcface,” *arXiv preprint arXiv:1910.04855*, 2019.
- [44] Wei Liu, Dragomir Anguelov, Dumitru Erhan, Christian Szegedy, Scott Reed, Cheng-Yang Fu, and Alexander C. Berg, “Ssd: Single shot multibox detector,” *Lecture Notes in Computer Science*, p. 21–37, 2016.
- [45] B. Schuller, S. Steidl, A. Batliner, A. Vinciarelli, K. Scherer, F. Ringeval, M. Chetouani, F. Weninger, F. Eyben, E. Marchi, M. Mortillaro, H. Salamin, A. Polychroniou, F. Valente, and S. Kim, “The INTER-SPEECH 2013 computational paralinguistics challenge: Social signals, conflict, emotion, autism,” in *Interspeech 2013*, Lyon, France, August 2013, pp. 148–152.
- [46] Omkar M. Parkhi, Andrea Vedaldi, and Andrew Zisserman, “Deep face recognition,” in *British Machine Vision Conference*, 2015.
- [47] Dimitrios Kollias, Panagiotis Tzirakis, Mihalisis A Nicolaou, Athanasios Papaioannou, Guoying Zhao, Björn Schuller, Irene Kotsia, and Stefanos Zafeiriou, “Deep affect prediction in-the-wild: Aff-wild database and challenge, deep architectures, and beyond,” *International Journal of Computer Vision*, pp. 1–23, 2019.
- [48] Didan Deng, Zhaokang Chen, and Bertram E. Shi, “Multitask emotion recognition with incomplete labels,” 2020.
- [49] Yuan-Hang Zhang, Rulin Huang, Jiabei Zeng, Shiguang Shan, and Xilin Chen, “ m^3 t: Multi-modal continuous valence-arousal estimation in the wild,” 2020.
- [50] K. Sridhar, S. Parthasarathy, and C. Busso, “Role of regularization in the prediction of valence from speech,” in *Interspeech 2018*, Hyderabad, India, September 2018, pp. 941–945.