

CATALAN TRIANGLES AND TIED ARC DIAGRAMS

F. AICARDI

ABSTRACT. The Catalan triangle, as well as a Fuss-Catalan triangle, enter a problem of counting particular tied arc diagrams. This setting allows us to prove some combinatorial properties of these triangles.

1. INTRODUCTION

The Catalan numbers $C_n := \frac{1}{n+1} \binom{2n}{n}$ can be decomposed into n integers defined by a recurrence: they form the so-called Catalan triangle (see [6, 7]). Other decompositions exist for the Fuss-Catalan numbers $A_n(p, q) := \frac{q}{pn+q} \binom{pn+q}{n}$ (see [4]).

Since the seminal paper [1], several tied knot algebras of different kinds were introduced and studied. In particular, for some families of such algebras, a diagrammatical interpretation of the generators leads to the definition of tied arc diagrams.

The tied arc diagrams can be obtained recursively. It turns out that their number, in the case of the so called tb-diagrams, is calculated by means of the Catalan triangle. In the case of the so called ta-diagrams the recurrence yields a Fuss-Catalan triangle, whose rows sum to the Fuss-Catalan numbers $A_n(4, 1)$. We use the tb-diagrams to prove a combinatorial result (Theorem 1), that is used in [2] to calculate the dimension of a tied-tangle monoid.

The combinatorial results of Theorems 2, proved by means of the ta-diagrams, are used in [3] to get the dimensions of tied Temperley-Lieb algebras.

2. RESULTS

2.1. The Catalan Triangle.

Definition 1. [6, 7] The integers $T(n, k)$ are defined for $n \geq 0$, $0 \leq k \leq n$ by the initial conditions,

$$(1) \quad T(0, 0) = 1, \quad T(n, 0) = 1, \quad T(n, n) = 0, \quad n > 0;$$

and the recurrence

$$(2) \quad T(n, k) = T(n, k-1) + T(n-1, k), \quad n > 1, \quad 0 < k < n.$$

2020 *Mathematics Subject Classification.* 05A10, 05A19.

$$(3) \quad T(n, k) = \sum_{j=0}^k T(n-1, j) \quad n > 1, \quad 0 < k < n.$$
[illegible]
$$T(n, n-1) = C_{n-1}, \quad \sum_{k=0}^n T(n, k) = C_n.$$
$$\sum_{k=0}^n T(n, k) 2^{n-1-k} = \binom{2n-1}{n}.$$

The triangle here defined by recurrence was already obtained in [4] by another procedure.

$$(4) \quad F(0, 0) = 1; \quad F(n, n) = 0, \quad \text{for } n > 0;$$
$$(5) \quad F(n, k) = \sum_{j=0}^k \binom{k-j+2}{2} F(n-1, j).$$

n														
0							1							
1						1		0						
2					1		3		0					
3				1		6		15		0				
4			1		9		39		91		0			
5			1	12		72		272		612		0		
6		1		15	114		570		1995		4389		0	
7	1		18	165		1012		4554		15180		32890		0
8	1	21		225	1625		8775		36855		118755		254475	0

Theorem 2. *The integers $F(n, k)$ satisfy, for every $n > 0$*

$$(6) \quad \sum_{k=0}^n F(n, k) = A_n(4, 1);$$

$$(7) \quad \sum_{k=0}^n F(n, k) \binom{n-k+3}{3} = A_n(4, 4);$$

and

$$(8) \quad F(n, n-1) = A_{n-1}(4, 3)$$

where $A_n(4, 1)$, $A_n(4, 4)$ and $A_n(4, 3)$ are respectively the Fuss-Catalan numbers $\frac{1}{4n+1} \binom{4n+1}{n}$, $\frac{4}{4n+4} \binom{4n+4}{n}$ and $\frac{3}{4n+3} \binom{4n+3}{n}$.

Remark 1. Statements 6 and 8 can be obtained also from [4]. However, we give here a proof in terms of ta-diagrams for completeness.

3. PROOF OF PROPOSITION 1 IN TERMS OF ARC DIAGRAMS

Proposition 1 says that the numbers $T(n, k)$ form a particular partition of C_n . We will consider one of the definitions of C_n , namely: C_n is the number of semicircle diagrams with n semicircles. More precisely:

Definition 3. An n -arcdiagram is a planar diagram of n non intersecting semicircles or arcs with end points on a straight line. All arcs lie on one of the closed half-planes defined by the line.

Lemma 1. *The number of n -arcdiagrams is the Catalan number C_n*

Proof. Recall that the Catalan number C_n is, among others, the number of expressions containing n pairs of parentheses which are correctly matched. E.g., for $n = 3$, $C_3 = 5$:

$$()()(), (())(), ()(()), (()()), ((())).$$

To obtain the corresponding five arcdiagrams, it is sufficient to substitute every pair of open-closed parentheses with a semicircle in this way:

$$() \rightarrow \frown \rightarrow \smile$$

This defines evidently a bijection, since from an n -arcdiagram we get viceversa a unique set of n pairs of parentheses. \square

Observe that an n -arcdiagram divides the upper half plane in $n + 1$ regions, of which only one, said U , is unbounded.

Definition 4. A block of an arcdiagram, is a semidisc defined by an arc at the boundary of U . A block may contain other arcs.

Let us denote D_n^k the number of the n -arcdiagrams having k blocks.

Lemma 2. $D_n^k = T(n, n - k)$.

Proof. Evidently, $D_n^n = 1$, i.e., there is one diagram with n blocks, each one with a sole semicircle, and $D_n^0 = 0$, since a diagram with no blocks has no arcs; so, in particular, $D_0^0 = 1$. The initial conditions (1) are fulfilled. We will verify the recurrence (3) that reads

$$(9) \quad D_n^k = \sum_{j=k-1}^{n-1} D_{n-1}^j.$$

Consider the set of arcdiagrams with $n - 1$ arcs. It is partitioned into $n - 1$ parts corresponding to the number j of blocks, so that $C_{n-1} = \sum_{j=1}^{n-1} D_{n-1}^j$. Suppose that we want to get, starting from this set, the set of arcdiagrams with n arcs that have exactly k blocks, by inserting in a suitable way the n -th arc. Let \mathbf{d} be one of such diagrams. If the number j of blocks of \mathbf{d} is less than $k - 1$, the new diagram cannot have k blocks by adding a new arc. Therefore we start with diagrams with $j \geq k - 1$. We put the left endpoint of the $n - th$ arc at left of the diagram \mathbf{d} . If \mathbf{d} has $k - 1$ blocks, then the right point of the new arc will be at left of the first block of \mathbf{d} . If \mathbf{d} has $j > k - 1$ arcs, the end point will be after the $j - k + 1$ th block, thill $j = n - 1$. To finish, we have to prove that in this way we get all diagrams with n arcs and k blocks, and that all diagrams so obtained are all different. Firstly, for every j we consider a set of diagrams with j blocks and $n - 1$ arcs, that are all different, and hence the procedure we use produces different diagrams. Two diagrams obtained starting from two sets with different values of j cannot coincide since the first blocks of them contain different quantities of blocks of the original diagrams. Suppose now that a diagram \mathbf{d}' with k blocks and n arcs is not reached by the above procedure. The diagram \mathbf{d}' contains one first block. Removing the first arc, we get a sequence (possibly empty) of h blocks $\mathbf{b}_1, \dots, \mathbf{b}_h$ $0 \leq h \leq n - k$, plus $k - 1$ blocks $\mathbf{b}_{h+1}, \dots, \mathbf{b}_{h+k}$. The sequence of blocks $\mathbf{b}_1, \dots, \mathbf{b}_{h+k-1}$ form a diagram with $n - 1$ arcs and with a number of blocks at least $k - 1$. Then it is impossible that it has been missed by the procedure. \square

Proof of Proposition 1. By Lemma 2, we have to verify that $D_n^1 = C_{n-1}$. Indeed, this is what says Eq. (9) with $k = 1$, by using Lemma 1. As for the second equation, we have by Lemma 1, $\sum_{k=1}^n D_n^k = C_n$, that we can rewrite as

$$\sum_{k=0}^{n-1} D_n^{n-k} = C_n.$$

Then Proposition 1 follows from Lemma 2, since $D_n^0 = 0$. \square

4. TB-DIAGRAMS AND PROOF OF THEOREM 1

A *tied* arcdiagram is an arcdiagram with *ties* that may connect each other two arcs, avoiding selfintersections and intersections with the arcs. See Figure 1.

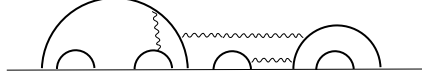


FIGURE 1. A tied arc diagram

We firstly consider particular tied arc diagrams named tb-diagrams.

Definition 5. We call *top arc* of an arc diagram \mathbf{d} a semicircle bounding a block of \mathbf{d} . A diagram has at least one top arc. The top arcs are naturally ordered from left to right.

Definition 6. A *tb-diagram* is a tied arc diagram whose ties may exist only in the unbounded region of the complement to the diagram and can connect only successive top arcs.

Lemma 3. *The number of tb-diagrams with n arcs and k blocks is $2^{k-1}D_n^k$.*

Proof. It is an immediate consequence of Definition 6, since there are $k - 1$ pairs of successive top arcs admitting a tie in between. \square

We will define a bijection between the tb-diagrams with n arcs, and the n -combinations of $2n - 1$ objects. Then Theorem 1 will follow from Lemma 2 and Lemma 3.

Let \mathbf{d} be a tb-diagram with n arcs. Label by $0, 1, \dots, 2n - 1$ the endpoints of its arcs. We associate to \mathbf{d} one n -combination of $\{1, 2, \dots, 2n - 1\}$ as follows.

Procedure 1.

- If \mathbf{d} has no ties, then take the n labels of the right endpoints of the n arcs.
- If \mathbf{d} has ties, then take the labels of the the right endpoints of the arcs of the first block, and the left ones of the arcs inside every block connected to the preceding block by a tie.

Example. In Figure 2 see two tb-diagrams with 6 arcs, and the corresponding combinations of the integers from 1 to 11.

FIGURE 2. The 6-combinations are $(2,4,5,7,8,9)$ and $(2,4,5,6,10,11)$

Lemma 4. *Every n -combination of $\{1, 2, \dots, 2n - 1\}$ is obtained by Procedure 1 starting from one and only one tb-diagram.*

Proof. Consider firstly a tb-diagram without ties and a function f defined on the points i , taking value -1 on the left endpoint and $+1$ on the right endpoint of each arc. Define the function F as

$$F(p) := \sum_{j=0}^p f(j)$$

Let $\{2k_i - 1\}_{i=1}^m$ be the zeroes of F . Now we observe the trivial facts:

- (1) f has at least one zero for $k_m = n$;
- (2) the points $2k_i - 1$ are the right endpoints of the top arcs of \mathbf{d} , so \mathbf{d} has m blocks;
- (3) the point p_0 and the points p_{2k_i} are the left endpoints of the top arcs;

Consider the arcdiagrams inside any block of \mathbf{d} , obtained by removing the top arc. The function f takes value -1 at the first points p_{2k_i+1} and $+1$ at the last points $2k_{i+1}$. Then, by relabeling the indices $(2k_i + 1, \dots, 2k_{i+1})$ by $(0, \dots, 2n - 1)$, we can repeat all the preceding observations, and so on for every subdiagram inside the blocks of the arcdiagrams just considered.

It is therefore evident that f defines uniquely the arcdiagram, and that the integers i such that $f(i) = +1$ define one n -combination of $\{1, 2, \dots, 2n - 1\}$.

It is also clear that the n -combinations obtained this way are not all: for instance, all such combinations contain the integer $2n - 1$, since for every arcdiagram $f(2n - 1) = +1$.

We observe now that the function $-f$ defines the same arcdiagram as f , simply exchanging left endpoints with right endpoints. Moreover, every function f' obtained from f by reversing the values inside one or more blocks, still defines the same arcdiagram as f : the value $+1$ will be assigned to the left endpoints inside the blocks where $f' = -f$.

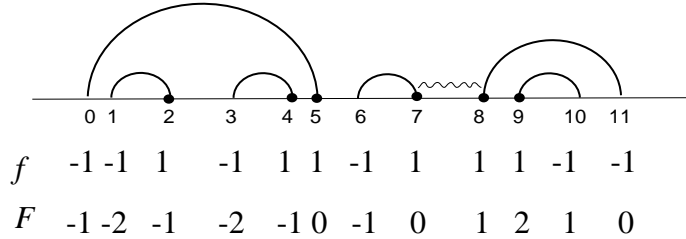


FIGURE 3. The functions f and F of the left tb-diagram of Figure 2

Thus Procedure 1 associates different n -combinations to all 2^{k-1} tb-diagrams obtained by adding ties to an arcdiagram \mathbf{d} with k blocks. By the preceding observations, the functions f associated to these tb-diagrams differ each other only by a reversion of sign inside some blocks of \mathbf{d} .

Now we assign uniquely one tb-diagram to a chosen n -combination.

Procedure 2.

Let us start with a n -combination C of $\{1, 2, \dots, 2n-1\}$. Consider $2n$ points on a line labeled by $\{0, 1, \dots, 2n-1\}$ and a function f defined on these points:

$$f(i) = +1 \quad \text{if } i \in C, \quad f(i) = -1 \quad \text{otherwise}$$

Observe that $f(0) = -1$. Define $F(p) = \sum_{i=0}^p f(i)$. Since the quantity of zeroes and ones is the same, surely $F(p) = 0$ at least at $p = 2n-1$. Suppose there are no other zeroes. It means that F is negative till $i = 2n-2$, and that $f(2n-1) = +1$. I.e., $2n-1 \in C$. So, \mathbf{d} has only one block, and $(0, 2n-1)$ are the endpoints of the unique top arc. Remove this top arc and define $F^1(k) = \sum_{i=1}^k f(i)$. Note that $f(1) = -1$, otherwise 1 should be a zero of F . The zeroes of F^1 defines the right endpoints of the top arcs inside the block of \mathbf{d} . Observe that $F^1(2n-2) = 0$, and if k is a zero of F^1 , then $f(k+1) = -1$, otherwise $k+1$ should be a zero of F . We proceed this way inside the blocks defined by the top arcs, determining all new top arcs, and so on inside all corresponding blocks, concluding that at the left endpoint l of every arc, $f(l) = -1$, since every arc is the top arc of one block of some subdiagram of \mathbf{d} . The diagram \mathbf{d} is thus completely defined. Observe that in this case \mathbf{d} has no ties.

Suppose now that $F(i) = 0$ for $i = 2m-1$, $m < n$. The points $(0, 2m-1)$ define the top arc of the first block of \mathbf{d} , and inside it we proceed as in the preceding case, putting all arcs, that result to have left endpoints where $f = -1$. Observe that this follows only from the fact that $f(0) = -1$ by hypothesis.

We proceed now to define the second block of \mathbf{d} . If $f(2m) = -1$, and $F(2r-1) = 0$ for $m < r \leq n$, then $f(2r-1) = +1$, and we proceed as previously inside the second block. But if $f(2m) = +1$, and $F(2r-1) = 0$ for $m < r \leq n$, then $f(2r-1) = -1$, so that on the endpoints of the second top arc $(2m, 2r-1)$, f takes value $+1$ on the left, and -1 on the right. Then we proceed as in the preceding case but exchanging $+1$ with -1 , so that the second block is uniquely defined, and the left endpoints of all arcs inside it have $f = +1$. In this case we put a tie between the first and the second block of \mathbf{d} .

We proceed the same way to define the successive blocks of \mathbf{d} , tied or not with the preceding one. The tb-diagram \mathbf{d} is uniquely defined by the n -combination.

It is clear that, having obtained by Procedure 2 a tb-diagram \mathbf{d} from a chosen n -combination, the same combination is obtained by applying to \mathbf{d} Procedure 1. So we have proved that by Procedure 1 all n -combinations are attained. □

5. TA-DIAGRAMS

In this section we introduce another class of tied arcdiagrams, called ta-diagrams.

In fact, ta-diagrams are equivalence classes of tied arcdiagrams, the equivalence relation being given below.

We order the arcs of a n -arcdiagram according to the order of their right endpoints on the line from left to right, see Figure 4.

In a ta-diagram with arcs a_1, \dots, a_n , the ties define a partition of the set of arcs in this way: *two arcs connected by a tie belong to the same part of the partition*. We shall

denote this partition by ta-partition, and for short we write only the indices $1, \dots, n$ of the arcs.

Definition 7. Two ta-diagrams are equivalent if they coincide forgetting the ties, and the ta-partition defined by the ties of one diagram coincides with that of the other.

Example. See Figure 4.



FIGURE 4. Two equivalent ta-diagrams with ta-partition $\{\{1\}, \{2, 3, 4, 6\}, \{5\}\}$

We say that $m > 2$ ties form a cycle, if there is a sequence of m arcs a_{i_1}, \dots, a_{i_m} such that there is a tie between a_{i_k} and $a_{i_{k+1}}$, for $k < m$, and there is a tie between a_{i_m} and a_{i_1} .

Definition 8. A ta-diagram is said *irreducible* if between two arcs there is at most one tie, and the ties do not form cycles. Otherwise, the ta-diagram is said *reducible*.

Proposition 2. Every ta-diagram is equivalent to an irreducible one.

Proof. If a ta-diagram is reducible, then it becomes irreducible by canceling all ties between two arcs but one, and by canceling just one tie, for every cycle of m arcs connected by m ties. By these canceling operations the ta-partition defined by the ties is preserved. \square

Example. The left ta-diagram of Figure 4 is reducible, the right diagram is irreducible.

Observe that an arc a divides the half-plane in two parts that we call the *interior* and the *exterior* of a .

Definition 9. An arc a is *inside* an arc b if it lies in the interior of b , otherwise it is *outside* b .

Definition 10. A ta-diagram is *standard* if it is irreducible and in each part consisting of m arcs with ordered indices $i_1 < i_2 < \dots < i_m$, every arc with index i_k is connected by a tie at most to one arc of index $i_r > i_k$, and at most to two arcs of indices $i_p < i_q < i_k$, with a_{i_p} outside a_{i_k} , and a_{i_q} inside a_{i_k} .

Example. The irreducible ta-diagram in Figure 4 is not standard, since the arc a_6 is connected by ties to a_3 and a_4 , both outside a_6 . The corresponding standard diagram is in Figure 5, at left.



FIGURE 5. Standard ta-diagrams

Proposition 3. *Every ta-diagram is equivalent to a standard ta-diagram.*

Proof. Consider an irreducible ta-diagram. Suppose that the diagram is not standard. Then, let the arc a_h be the arc with the minimum index for which the conditions of being standard are not fulfilled. There are three possibilities:

- 1) a_h is connected by ties to two or more arcs inside it;
- 2) a_h is connected by ties to two or more arcs with higher indices;
- 3) a_h is connected by ties to two or more arcs with lower indices outside it.

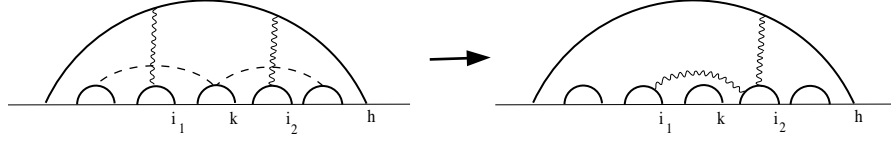
We see how these situations can be corrected to obtain a standard diagram, without affecting the ta-partition.

Observe that in the case (1), there are $m \geq 2$ arcs a_{i_1}, \dots, a_{i_m} inside a_h tied with a_h . The arcs are ordered by their increasing indices $i_1 < \dots < i_m$. (in Figure 6 $m = 2$). We cancel $m - 1$ ties between a_{i_j} and a_h for $j < m$ and we put a tie from a_{i_j} and $a_{i_{j+1}}$ for $i = 1, \dots, m - 1$. In the case (2), we order as before the $m \geq 2$ arcs connected to a_h , we cancel the ties but that from the first arc to a_h and we put a tie from the other successive arcs, so that it remains only the tie from a_h to the arc with minimum index.

In the case (3) we do the same as in case (2).

Now, observe that the part of the ta-partition containing a_h remains unchanged by the above operations and the ta-diagram obtained is irreducible. It remains to prove that we can always put the new ties without crossing other arcs or other ties.

Consider the case (1). The arcs a_{i_j} and $a_{i_{j+1}}$ were initially connected by a tie to the arc a_h . See Figure 6. This means that both these arcs were not inside other arcs between them and a_h . Then a tie between a_{i_j} and $a_{i_{j+1}}$ does not cross any arc. This tie could cross another tie between an arc a_k with $i_j < k < i_{j+1}$ and another arc with index l with $l < i_j$ or $i_{j+1} < l < h$, belonging to another part of the ta-partition. (In Figure 6 hypothetical ties of such kind are shown as dotted lines.) But such a tie does not exist since it should cross the tie connecting a_h either to a_{i_j} or to $a_{i_{j+1}}$, see Figure 6.

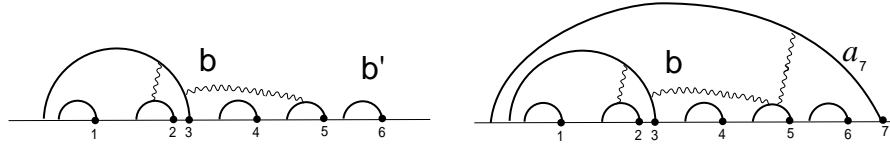
FIGURE 6. Creating a new tie between the arcs a_{i_1} and a_{i_2}

The cases (2) and (3) are similar. □

Definition 11. A *block* of a ta-diagram, is a subdiagram, having either only one top arc, or a number $m > 1$ of top arcs such that the first and the m -th belong to the same part of the partition.

Example. In Figure 5, the ta-diagram at left has a sole block, the ta-diagram at right has two blocks. In Figure 7, the ta-diagram at left has two blocks.

In the next section we will build the standard ta-diagrams with n arcs from those with $(n - 1)$ arcs. Taking a ta-diagram \mathbf{d} with $n - 1$ arcs, we will add a new arc a_n and a possible tie from a_n to some arc of \mathbf{d} . Observe that this arc is the top arc with maximum index of a bloc of \mathbf{d} . We will say for short that the tie connects a_n to that block. See Figure 7.

FIGURE 7. Left. A standard ta-diagram \mathbf{d} with 6 arcs and two blocks, \mathbf{b} and \mathbf{b}' . Right. A tie connects the arc a_7 to the block \mathbf{b} .

6. PROOF OF THEOREM 2

We denote by \mathcal{A}_n the set of classes of ta-diagrams with n arcs and by A_n the number of standard ta-diagrams. By Proposition 3, $A_n = |\mathcal{A}_n|$.

We denote by \mathcal{B}_n^j the set of classes of ta-diagrams having n arcs and j blocks, and B_n^j its cardinality. Then

$$(10) \quad A_n = \sum_{j=1}^n B_n^j.$$

Remark 2. Observe that \mathcal{A}_0 contains the diagram without arcs, and \mathcal{B}_0^0 the diagram with no arcs and no blocks, whereas \mathcal{B}_n^0 is empty, for $n > 1$. So

$$(11) \quad A_0 = 1, \quad B_0^0 = 1, \quad B_n^0 = 0 \quad \text{for } n > 0$$

The proof of Theorem 2 is subdivided in two parts. In the first part we prove that

$$(12) \quad A_n = A_n(4, 1), \quad B_n^1 = A_{n-1}(4, 3).$$

In the second part we prove that

$$(13) \quad F(n, k) = B_n^{n-k}.$$

6.1. Part 1. To prove Equations (12), we firstly observe that A_n can be written through the A_k and the B_{n-k}^1 , for $0 \leq k < n$.

Lemma 5. *For every $n > 0$, the numbers A_k and B_{n-k}^1 , for $k = 0, \dots, n-1$, satisfy the equation:*

$$(14) \quad A_n = \sum_{k=0}^{n-1} B_{n-k}^1 A_k.$$

Proof. Consider any standard ta-diagram \mathbf{d} in \mathcal{A}_n , and decompose it in two ta-diagrams \mathbf{D}' and \mathbf{D}'' : \mathbf{D}'' consists of the last block of \mathbf{d} , \mathbf{D}' is the remaining ta-diagram, which is void when \mathbf{d} has only one block, i.e. when $\mathbf{D}'' = \mathbf{d}$. Consider now the ta-diagrams for which \mathbf{D}' and \mathbf{D}'' contain respectively k and $n-k$ arcs. Their number is equal to the number of ta-diagrams with k arcs, A_k , multiplied by the number of ta-diagrams with one block and $n-k$ arcs, i.e. B_{n-k}^1 . Since for every standard ta-diagram \mathbf{d} in \mathcal{A}_n this decomposition is unique, we get

$$A_n = A_0 B_n^1 + A_1 B_{n-1}^1 + A_{n-2} B_2^1 + \dots + A_{n-1} B_1^1$$

i.e., eq. (14). □

In order to use Equation (14) as a recurrence to calculate A_n , we need the following lemma.

Lemma 6. *The number B_n^1 of standard ta-diagrams with n arcs and only one block satisfies*

$$(15) \quad B_n^1 = \sum_{k=0}^{n-1} A_k \sum_{j=0}^{n-1-k} A_j A_{n-1-k-j}.$$

Proof. Observe that formula (15) says that B_n^1 equals the sum of all products of three ordered factors $A_i A_j A_k$ such that $i + j + k = n - 1$. So, we prove that, for any ordered triple of non negative integers (i, j, k) such that $i + j + k = n - 1$, we can associate to every triple of standard ta-diagrams in $\mathcal{A}_i \times \mathcal{A}_j \times \mathcal{A}_k$, one and only one standard diagram in \mathcal{B}_n^1 , and that each ta-diagram in \mathcal{B}_n^1 can be uniquely decomposed in one triple of ta-diagrams in $\mathcal{A}_i \times \mathcal{A}_j \times \mathcal{A}_k$ for some ordered triple (i, j, k) such that $i + j + k = n - 1$.

Let us take three standard ta-diagrams, $D_1 \in \mathcal{A}_i$, $D_2 \in \mathcal{A}_j$ and $D_3 \in \mathcal{A}_k$, with $i+j+k = n-1$. The diagram in \mathcal{A}_0 is a diagram without arcs. We define a standard ta-diagram in \mathcal{B}_n^1 the following way: we put D_2 at right of D_1 , and D_3 at right of D_2 . We get a diagram in \mathcal{A}_{n-1} which is standard. We add one n -th arc, a_n , with right endpoint at right of D_3 , and left endpoint between D_1 and D_2 . Then we put one tie from a_n to the first block of D_1 , if D_1 is not void, and one tie from a_n to the last block of D_2 , if D_2 is not void. Such operations guarantee that the new diagram is standard, is uniquely defined starting by D_i, D_j, D_k and has one block by construction. See Figure 8.

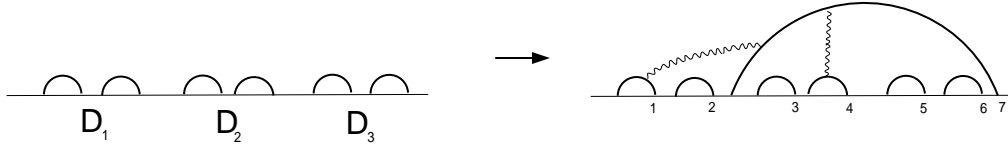


FIGURE 8. A standard ta-diagram with one block built from three standard diagrams $D_1, D_2, D_3 \in \mathcal{A}_2$. Ties connect the arc a_7 to the first block of D_1 and to the last block of D_2 .

Now, consider a standard diagram $d \in \mathcal{B}_n^1$. Take the last top arc of the unique block of d , i.e. a_n . If the top arc is unique, then $i = 0$. Otherwise, a_n is connected by a tie to another top arc. By canceling this tie, we get a ta-diagram with $i < n$ arcs at left of a_n . We call this diagram D_1 . Since d is standard, there is at most one tie from a_n to an arc a_m inside a_n . If there is no such a tie, then $j = 0$. Otherwise, consider the ta-diagram D_2 consisting of all arcs with indices from $i+1$ to m , i.e. $j = m - i$. Observe that all these arcs are between the left endpoint of a_n and the right endpoint of a_m , since a_m is connected by a tie to a_n . The arcs from a_m to a_{n-1} form the ta-diagram $D_3 \in \mathcal{A}_k$, $k = n - 1 - m$. If $m = n - 1$, then $k = 0$. See Figure 9. Observe that the diagrams D_1, D_2, D_3 are in this way uniquely defined.

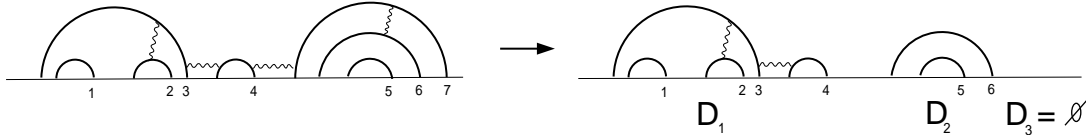


FIGURE 9. The standard ta-diagram at left is decomposed in $D_1 \in \mathcal{A}_4$, $D_2 \in \mathcal{A}_2$, $D_3 \in \mathcal{A}_0$.

□

Now, we recall in the next two lemmas [5] two known properties of the Fuss-Catalan numbers.

Lemma 7. $A_n(p, q) = A_n(p, q - 1) + A_{n-1}(p, p + q - 1)$.

Lemma 8. $A_n(p, r + s) = \sum_{i=0}^n A_i(p, r) A_{n-i}(p, s)$.

By Lemma 7 for $p = 4, q = 1$ we have

$$(16) \quad A_n(4, 1) = A_n(4, 0) + A_{n-1}(4, 4) = A_{n-1}(4, 4),$$

since $A_n(p, 0) = 0$ for every p .

By lemma 8 we obtain, for $p = 4, r = 1$ and $s = 3$

$$A_{n-1}(4, 4) = \sum_{i=0}^{n-1} A_i(4, 1) A_{n-1-i}(4, 3).$$

Then, by Eq. (16)

$$(17) \quad A_n(4, 1) = \sum_{i=0}^{n-1} A_i(4, 1) A_{n-1-i}(4, 3).$$

Using again Lemma 8, for $p = 4, r = 1$ and $s = 2$ we get

$$A_m(4, 3) = \sum_{k=0}^m A_k(4, 1) A_{m-k}(4, 2);$$

and again for $p = 4, r = 1$ and $s = 1$,

$$A_{m-k}(4, 2) = \sum_{j=1}^{m-k} A_j(4, 1) A_{m-k-j}(4, 1).$$

Therefore,

$$(18) \quad A_m(4, 3) = \sum_{k=0}^m A_k(4, 1) \sum_{j=1}^{m-k} A_j(4, 1) A_{m-k-j}(4, 1).$$

Observe now that Equations (14) and (15), with initial condition (11), define by recursion the values B_n^1 and A_n , for every integer $n > 0$.

Notice, moreover, that $A_0(4, 1) = 1$, and $A_0(4, 3) = 1$. Comparing now Equations (14) and (15) respectively with Equations (17) and (18), we get Equations (12). So, part 1 is proved.

6.2. Part 2. To prove Equation (13), we prove that the integers B_n^{n-k} satisfy the same recurrence of $F(n, k)$.

I.e., for a given n , we write the integers B_n^k , for $0 < k \leq n$ in term of the integers B_{n-1}^j , for $k-1 \leq j \leq n-1$.

Firstly, we prove this lemma

Lemma 9. *We have*

$$(19) \quad A_n = \sum_{k=1}^{n-1} \binom{k+3}{3} B_{n-1}^k.$$

Proof. When the ta-diagram has only one arc, a_1 , the ta-partition is $\{\{1\}\}$, and there is only one block, with top arc a_1 . So,

$$B_1^1 = 1, \quad A_1 = 1.$$

We define a procedure that generates $\binom{k+3}{3}$ standard ta-diagrams with n arcs, starting by a standard ta-diagram in \mathcal{B}_{n-1}^k . We prove that every standard ta-diagram in \mathcal{A}_n is uniquely generated by this procedure from one standard diagram in \mathcal{B}_n^k , for some k .

Let \mathbf{d} be a standard ta-diagram in \mathcal{B}_{n-1}^k with k blocks. We represent a block by a black half disc. We put at right of \mathbf{d} the right endpoint of the n -th arc a_n . The left end point of this arc can be put in $(k+1)$ places, numbered by $i = 0, 1, \dots, k$; namely: the first at left of \mathbf{d} , then in $(k-1)$ places between successive blocks, and finally at right of \mathbf{d} . See Figure 10.

For a given position i of the left end point of a_n , we consider now the possible ties from a_n to the blocks. When we say that a tie connects a_n to a block, we mean that the tie connects a_n to the top arc with maximum index of the bloc. So, we can add at most one tie from a_n to one of the blocks at the exterior of a_n (there are i of such blocks); and, contemporarily, we can add at most one tie from a_n to one of the blocks in the interior of a_n (they are $k-i$). Indeed, if we should add two ties from a_n to two blocks \mathbf{b}_r and \mathbf{b}_s both at the exterior or at the interior of a_n , the resulting ta-diagram, having two ties connecting a top arc of \mathbf{b}_r and a top arc of \mathbf{b}_s to a_n , should be non standard, see Definition 10.

So, the total number of standard ta-diagrams obtained by adding an arc a_n connected by ties to a diagram \mathbf{d} with $n-1$ arcs and k blocks, counting the possibilities of zero ties at the exterior and in the interior of a_n , is

$$\sum_{i=0}^k (i+1)(k-i+1) = \binom{k+3}{3}.$$

Now, consider any standard ta-diagram \mathbf{d} in \mathcal{A}_n . Since \mathbf{d} is standard, the arc a_n is connected at most by one tie to an arc at its interior and at most by one tie to an arc in its exterior. Let's erase these ties and the arc a_n . By erasing a_n and these ties, we get a diagram in \mathcal{A}_{n-1} , for which the sc-partition is obtained from that of \mathbf{d} by erasing n from the part of the sc-partition of \mathbf{d} containing n . We thus get a unique standard ta-diagram in \mathcal{B}_{n-1}^j for some j , from which \mathbf{d} is uniquely obtained by the procedure.

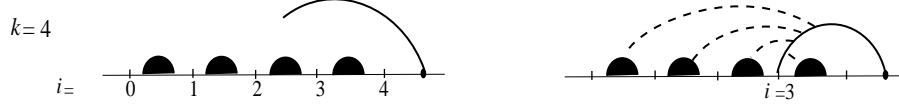


FIGURE 10. Left: Possible places for the left endpoints of the arc a_n . Right: Dashed lines represent the possibilities for placing one tie.

□

Remark 3. The number of standard ta-diagrams with n arcs generated by a standard ta-diagram \mathbf{d} with $n - 1$ arcs is independent from n and depends only on the number of blocks of \mathbf{d} .

We obtain now a stronger result. In what follows we shall refer to the procedure above simply by the *procedure*.

Lemma 10. For $j = 1, \dots, n$,

$$(20) \quad B_n^j = \sum_{k=j-1}^{n-1} B_{n-1}^k \binom{k-j+3}{2}$$

Proof. We denote $N_j(\mathbf{d}^k)$ the number of standard ta-diagrams with n arcs and j blocks generated by the procedure from one standard ta-diagram \mathbf{d}^k with $n - 1$ arcs and k blocs. Observe that j satisfy $1 \leq j \leq k + 1$. If $j = k + 1$, there is only one diagram, consisting of \mathbf{d}^k with at right the arc a_n , without ties, so $N_{k+1}(\mathbf{d}^k) = 1$. If $j \leq k$, in the new standard diagram with j blocks, say \mathbf{d}^j , there are the first $j - 1$ blocks of \mathbf{d}^k , unaltered, while the other $k - j + 1$ blocks of \mathbf{d}^k will form with a_n a sole block. If $k - j = r$, there are $r + 2$ possibilities, since a block \mathbf{b} of \mathbf{d}^k belongs to a sole block of \mathbf{d}^j containing a_n either if it is inside the new arc a_n , or if it is connected by a tie to a_n , or if it is *below* the tie from a_n to the j -th block of \mathbf{d}^k . See Figure 11.

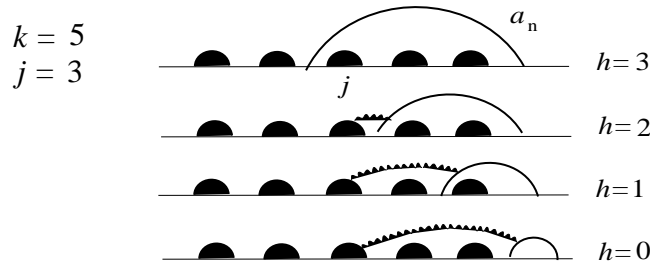


FIGURE 11. Diagrams with 3 blocs generated by a diagram with 5 blocks.

We must now take into account the multiplicities of the above $r + 2$ diagrams, by counting the possibilities for adding one allowed tie from a_n to a block inside a_n . In fact, each diagram of the above list has multiplicity $1 + h$ where h is the number of blocks inside a_n , $h = 0, \dots, r + 1$. So,

$$N_j(\mathbf{d}^k) = \sum_{h=0}^{k-j+1} (1 + h) = \binom{k - j + 3}{2}.$$

Therefore Lemma 10 follows. \square

Comparing now Equations (11) with the initial conditions (4) and Equation (20) with the recurrence (5) we conclude that the integers B_n^{n-k} fulfill the same recurrence as $F(n, k)$, as states Equation (13). Part 2 is proven.

Proof of Theorem 2 . Because of Equation (13), observe that the three statements of the theorem follows from the proved lemmas concerning ta-diagrams. More precisely: statement (6) follows from Equation (10) together with Equation (12). Statement (7) follows from Lemma 9, using (12) and (16). Statement (8) follows from Equation (12). \square

REFERENCES

- [1] F.Aicardi, J.Juyumaya, *Tied Links*, J. Knot Theory Ramifications, **25** (2016), no. 9, DOI: 10.1142/S02182165164100171.
- [2] F.Aicardi, D.Arcis, J.Juyumaya *Brauer and Jones tied monoids*, in preparation.
- [3] F.Aicardi, J.Juyumaya, P.Papi *Tied Temperley-Lieb algebras*, in preparation.
- [4] H.M. Finucan, *Some decomposition of generalized Catalan numbers*, Proceedings of the Ninth Australian Conference of Combinatorial Mathematics, University of Queensland, Brisbane, Australia, 1981, 275-293.
- [5] J. Riordan, *Combinatorial identities*(1968). Wiley. ISBN 978-0471722755.
- [6] D.G. Rogers, *Pascal Triangles, Catalan Numbers and Renewal Arrays* Discrete Mathematics, Vol. 22, 1978, 301–310.
- [7] A.G. Shannon, *Notes on Number Theory and Discrete Mathematics* Print ISSN 1310–5132, Online ISSN 2367–8275 Vol. 22, 2016, No. 2, 10–16.

SISTIANA 56, TRIESTE IT

Email address: francescaicardi22@gmail.com