

RR Lyrae stars as seen by the *Kepler* space telescope

Emese Plachy^{1,2,3}, Róbert Szabó,^{1,2,3*}

¹Konkoly Observatory, Research Centre for Astronomy and Earth Sciences, Konkoly Thege Miklós út 15-17, H-1121 Budapest, Hungary

²MTA CSFK Lendület Near-Field Cosmology Research Group

³ELTE Eötvös Loránd University, Institute of Physics, Budapest, Hungary

Correspondence*:

Róbert Szabó

szabo.robert@csfk.mta.hu

ABSTRACT

The unprecedented photometric precision along with the quasi-continuous sampling provided by the *Kepler* space telescope revealed new and unpredicted phenomena that reformed and invigorated RR Lyrae star research. The discovery of period doubling and the wealth of low-amplitude modes enlightened the complexity of the pulsation behavior and guided us towards nonlinear and nonradial studies. Searching and providing theoretical explanation for these newly found phenomena became a central question, as well as understanding their connection to the oldest enigma of RR Lyrae stars, the Blazhko effect. We attempt to summarize the highest impact RR Lyrae results based on or inspired by the data of the *Kepler* space telescope both from the nominal and the K2 missions. Besides the three most intriguing topics, the period doubling, the low-amplitude modes, and the Blazhko effect, we also discuss the challenges of *Kepler* photometry that played a crucial role in the results. The secrets of these amazing variables, uncovered by *Kepler*, keep the theoretical, ground-based and space-based research inspired in the post-*Kepler* era, since light variation of RR Lyrae stars is still not completely understood.

Keywords: RR Lyrae stars, Kepler spacecraft, Blazhko effect, pulsating variable stars, horizontal-branch stars, pulsation, asteroseismology, nonradial oscillations

1 INTRODUCTION

RR Lyrae stars are large-amplitude, horizontal-branch pulsating stars which serve as tracers and distance indicators of old stellar populations in the Milky Way and neighboring galaxies. They are also essential laboratories for testing evolutionary and pulsation models. Due to their importance and their large numbers among pulsating variables, they have been the subject of extensive research even before the era of space-based missions. Those studies had special interest in the properties of globular clusters, the pulsation period changes, and the long-standing mystery of the Blazhko effect (Blažko, 1907). The Blazhko phenomenon is a quasi-periodic modulation of the pulsation amplitude and phase along with a prominent change of the light curve shape, which can be seen in a significant fraction of RR Lyrae stars. In spite of the enormous efforts both from theoretical and observational sides, the Blazhko effect is still not fully explained. However, except for this problem, RR Lyrae stars were thought to be a well-studied and well-understood class of pulsating variables before the launch of *Kepler*. New phenomena hiding in the fine details were not expected.

The dominant component of RR Lyrae light variation is the radial pulsation (with 0.2 to 1 day long periods) that can be either fundamental or first overtone mode, and in rarer cases these two modes appear simultaneously. The types are called RRab, RRc and RRd, respectively, following the tradition of Solon Bailey’s original nomenclature (Bailey, 1902). The light curve shape itself is an excellent classifier of the pulsation mode and it is also useful to estimate physical parameters that make RR Lyrae stars extremely valuable objects for asteroseismology (see the recent study of Bellinger et al. (2020) and references therein). By achieving the millimagnitude level in precision via space-based photometry in the last 20 years, it became clear that RR Lyrae pulsation is more complex than previously assumed, and in which nonradial pulsation and nonlinear dynamics also play important roles.

Low-amplitude additional frequencies were first detected by the MOST space telescope (Matthews et al., 2000) in the light curve of an RRd type star, AQ Leo (Gruberbauer et al., 2007). No ground-based survey could compete with the continuity of space-based data that were eventually crucial in the discovery of the wealth of low-amplitude features in RR Lyrae stars. The CoRoT (Convection Rotation and planetary Transits) space mission (Baglin et al., 2009) was launched almost three years before *Kepler*, but by the time of the publication of the first RR Lyrae results, *Kepler* had already been routinely delivering quarterly data. The first additional frequency in a CoRoT light curve was found by Chadid et al. (2010) in the Blazhko star V1127 Aql, with a period ratio of ~ 0.69 with the fundamental mode, which they also suggested to be a nonradial mode. This short prehistory of additional modes in RR Lyrae stars was then followed by the first *Kepler* results and with these, a new era has begun.

In this paper we present a summary of the most intriguing and defining discoveries in RR Lyrae stars achieved with or inspired by the *Kepler* space telescope. We start with the 4-year long nominal mission and continue with the K2 mission which, in spite of technical difficulties, became surprisingly successful and equally important for RR Lyrae investigations. At the time of this writing, *Kepler* and especially, K2 data of RR Lyrae stars are far from being fully exploited, but two years after the official retirement of the telescope the time is ripe to review the major results obtained so far.

2 THE NOMINAL KEPLER MISSION

Kepler was designed to find Earth-sized exoplanets around solar-like stars in the habitable zone with the transit method, hence at the core of its mission lies high-precision photometry of a large number of stars (on the order of 10^5) for extended periods of time (originally planned for 3.5 years). Despite some minor difficulties (larger stellar noise than originally planned, unexpected safe-modes lasting for a few days to three weeks, the failure of one CCD module and later that of one of the reaction wheels), the mission was tremendously successful, providing an extraordinary wealth of planets and exotic planetary systems orbiting around a large variety of host stars.

The strategy in the original mission was to monitor one particular field of view (105 deg^2) close to the plane of the northern Milky Way that contains a large number of stars. In the telescope tube of the 95-cm effective-diameter Schmidt telescope a 42-CCD mosaic was collecting stellar light, slightly de-focused to shift the saturation limit and enable higher signal-to-noise per exposure. The individual exposures were approximately 6 seconds long, and were stacked to provide 1-minute (called short-cadence, for a small number of stars) and 30-minute integrations (referred to as long-cadence observations, the default observing mode for the vast majority of *Kepler* targets). The cadence rate, along with the photometric precision and continuous nature of data, played an important role in *Kepler*’s ability to improve on ground-based observations.

In March, 2009, *Kepler* was launched to an Earth-trailing orbit around the Sun, with a period of 372.5 days. This ensured that the same part of the sky could be monitored continuously, as opposed to MOST, CoRoT, and the BRITE Constellation (Weiss et al., 2014), all moving on Earth-bound orbits.

In order to ensure optimal illumination of the solar panels of the spacecraft, a 90-degree rotation of the spacecraft was employed every 90-95 days (a quarter of the *Kepler* year). The first two quarters (Q0, an engineering run lasting for 10 days, and Q1, an incomplete, 33-day long run) were performed keeping the same orientation, and after the first roll, Q2 was the first full-length quarter. The last quarter (Q17) meant a premature end of the original mission which was caused by the failure of a second reaction wheel. Reaction wheels were providing the stable and precise orientation of the spacecraft that played a crucial role in collecting close-to-micromagnitude precision light curves.

Once every month during the mission (and eight times within 1.5 days at the beginning) full frame images (FFIs) were also taken. These were rarely used for scientific exploitation, although a few exceptions do exist (Montet and Simon, 2016; Hippke and Angerhausen, 2018; Molnár et al., 2018). All *Kepler* data, including raw RR Lyrae light curves and Full Frame Images are available at the MAST database¹.

Due to bandwidth limitations, only a small fraction of all pixels (typically 5-6%) could be downloaded of *Kepler*'s images. It meant that only pre-selected targets were observed, hence target selection prior to the main mission was crucial for the exoplanetary and also for the stellar astrophysics communities, although later on additional targets could be added through the Guest Observer opportunities. A thorough study to select main-sequence stars instead of giants was performed to help the achievement of the main mission goal, i.e., finding transiting exoplanets. The first and most important exoplanet results were announced by the core *Kepler* Team (Borucki et al., 2010).

However, a smaller number (6000) of targets were dedicated to stellar characterization by the *Kepler* Asteroseismic Science Consortium (KASC). Members of the KASC Working Group #13 which focused on RR Lyrae stars (later combined with WG#7 for Cepheids, since the original *Kepler* field contained only one classical Cepheid, V1154 Cyg (Szabó et al., 2011)), made sure that *Kepler* observed all known RR Lyrae stars in the field. Therefore, all available variability catalogs were used for the pre-selection process. In total, roughly 50 RR Lyrae stars were found in the field prior to *Kepler*'s launch. All targets that were found to be close to other targets were excluded, hence large contamination was expected. Specifically, the KASC RR Lyrae Working Group submitted 57 targets of which 21 were RRab stars (period range: 0.47-0.69 days, apparent *Kepler* magnitudes ranging between 11.4–16.7), 2 RRc stars (V magnitude of 13.0 and 13.5 mag periods: 0.2485 and 0.3658 days), and all the rest were candidate RR Lyrae stars gathered from various ground-based variability surveys. It is worth noting that essentially no metallicity information was available for these targets. The situation was later remedied by Nemec et al. (2011) and Nemec et al. (2013).

In addition, ground-based photometric measurements were also scheduled to find stars showing the Blazhko effect. Interestingly, only one of targets among the RR Lyrae stars in the *Kepler* field, namely RR Lyr itself had been known to be modulated, although at the time of launch we already knew that close to half of the RRab stars should show the phenomenon. The incidence rate was determined by a systematic survey of the Blazhko effect in a Galactic sample consisting of 30 RRab stars (Jurcsik et al., 2009) and later was indeed confirmed by the *Kepler* observations (Benkő et al., 2010). This dramatic improvement in our knowledge of RR Lyrae stars just after a few weeks to months of *Kepler* observations demonstrated the power of space photometric observations excellently.

¹ http://archive.stsci.edu/kepler/data_search/search.php

The quarterly roll of the spacecraft, however, caused discontinuities in the observations that led to the problem of data stitching. The position of the stars in the CCD changed with every roll, and the differences in pixel sensitivity appeared as mean brightness deviations as well as a bias in the pulsation amplitudes. This was complicated by the orbital motion of the satellite, the so-called *Kepler* year that manifests itself in the differential velocity aberration, causing slow positional shifts of the targets on the CCDs. The extent of the shift is dependent on the positions in the field of view. To correct for these effects the type of the brightness variability had to also be taken into account. The larger the difference between the timescales of systematics and the intrinsic brightness variation, the easier to correct for them.

The light curves could be detrended within the quarters by fitting and subtracting either a linear or polynomial fit, followed by a shift (addition) along with a stretch or a compression (multiplication) of the data. The zero point differences and the scaling factors with respect to the reference quarter (for that Q4 was often chosen) were straightforward to calculate for the non-Blazhko stars, but not so simple for the Blazhko stars. Proper stitching of the modulated amplitudes needed special care, and the need to collect all the flux as accurately as possible, became essential. Therefore, tailor-made apertures were created for each target star and each quarter. These apertures contained all pixels that contained the signal of the star. This way the quarterly differences in the pulsation amplitudes were hoped to practically disappear, leaving solely zero point shifts between the quarters. That could be not fully achieved, because the downloaded pixel ‘stamps’ sometimes turned out to be too tight, creating inevitable flux loss. In these cases a few percent of scaling was applied to normalize the amplitudes from quarter to quarter (Benkő et al., 2014).

The prototype star, RR Lyr was an important target of the mission. This star is not only the eponym of the type, but by far the brightest representative of its class, thus it saturated the *Kepler* CCDs. With RR Lyr we learned an important lesson about how to collect all available flux and restore the full pulsation amplitude. High-amplitude variables can suffer significant flux loss at maximum light, if inadequate number of pixels are used in the photometry, and flux spilling along the pixel columns exceeds the aperture, which then distorts the measured light curve shape. The situation, when the central saturation column bleeds out from the aperture could be handled with a clever trick: the ratio of the central column flux to the adjacent column fluxes can be determined, and we can predict the flux when the central column is not fully captured. The light curve of RR Lyr was restored this way for quarters Q1–Q2 (Kolenberg et al., 2011).

2.1 The discovery of period doubling and additional modes

The light curves of the first quarter (Q1) were analysed soon after they were obtained (Kolenberg et al., 2010). The unprecedentedly precise and continuous data were not only impressive, but clearly revealed that a much more complex pulsation is going on in RR Lyrae stars than we ever thought, and that the Fourier spectra displayed low-amplitude additional frequencies. The most surprising discovery among them was undoubtedly the half-integer (subharmonic) frequencies being present in some Blazhko RRab stars (at $0.5f, 1.5f, 2.5f$ etc., where f is the fundamental-mode frequency). Fig. 1. illustrates the differences between the spectra of a non-Blazhko RRab, a Blazhko RRab, and a Blazhko star with period doubling. It is important to mention here that only Blazhko RRab stars showed half-integer frequencies, RRc and non-Blazhko RRab variables did not, notwithstanding that the *Kepler* sample size was limited. Namely, in Q1 42 RR Lyrae candidates were observed by *Kepler* altogether: 17 Blazhko-modulated RRab, 17 non-modulated RRab, 4 RRc stars and 4 candidates turned out to be non RR Lyraes.

The half-integer frequencies were immediately recognized as the sign of period-doubling bifurcation, a nonlinear phenomenon, where the singly-periodic oscillation is destabilized by a resonance and turns into a two-period oscillation. The doubled period is visible in the light curves in the form of alternating low- and high-amplitude cycles of the original pulsation period (see Fig. 2). This again showed the benefit of

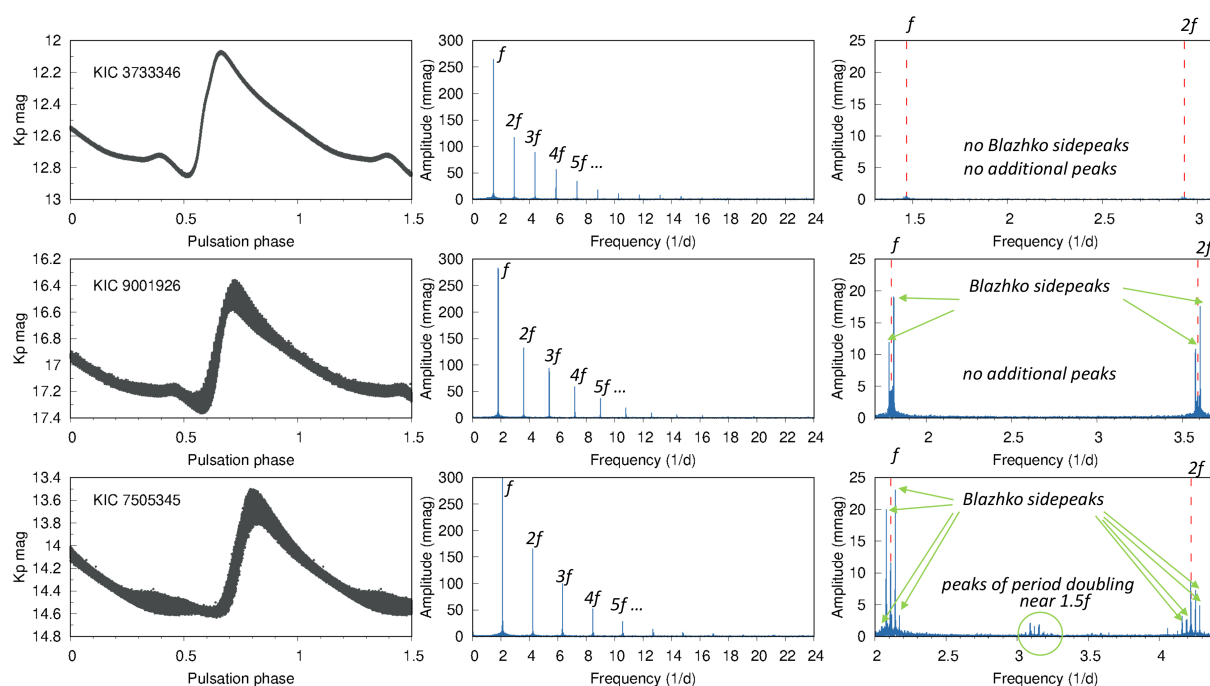


Figure 1. Examples of non-Blazhko, Blazhko and period doubled Blazhko RRab stars of the *Kepler* field. Panels show folded light curves, Fourier spectra, and zooms of residual spectra (after prewhitening with the pulsation frequency series: f , $2f$, $3f$...), respectively. Based on the light curves published by Benkő et al. (2014).

uninterrupted observations, since ground-based observations were inadequate to detect the period doubling with a characteristic timescale of close to one day, since on consecutive nights only every second pulsation cycles can be observed in a typical 0.5-day period RRab star.

By a fortunate coincidence, at about the same time period doubling was discovered in new RR Lyrae hydrodynamic simulations, providing an explanation and identifying the resonance that can be responsible for it (Szabó et al., 2010; Kolláth et al., 2011). High-order radial overtones were investigated in detail and it was found that the ninth overtone can lock into a 9:2 resonance with the fundamental mode in a wide temperature range. Such high overtone modes are normally heavily damped and were thought to have no effect on the pulsation, but in RR Lyrae models this mode is trapped between the partial ionisation zone and the stellar surface (this type of mode is called a ‘strange mode’). The left panel of Fig. 3 shows the period ratios of the first eleven radial modes of an RR Lyrae model as a function of the effective temperature. Periods are scaled with the fundamental mode. Deviations in the nonadiabatic period ratios are most pronounced around 4.5, indicating the presence of strange modes. The right panel shows the linear growth rates of the same radial modes along with that of the fundamental mode. Instead of damping one finds excitation around the 9th and 10th radial overtones. To find out which high overtone is coupled to the fundamental mode a thorough nonlinear model search was performed in Kolláth et al. (2011), which resulted in the unambiguous detection of the 9:2 resonance between the fundamental mode and the 9th radial overtone. Note that the 9th overtone being locked in a 9:2 resonance is a pure numerical coincidence. The ability of inducing period doubling and maybe modulation (see later) by a high radial overtone is a strong effect that was completely unexpected prior to *Kepler*.

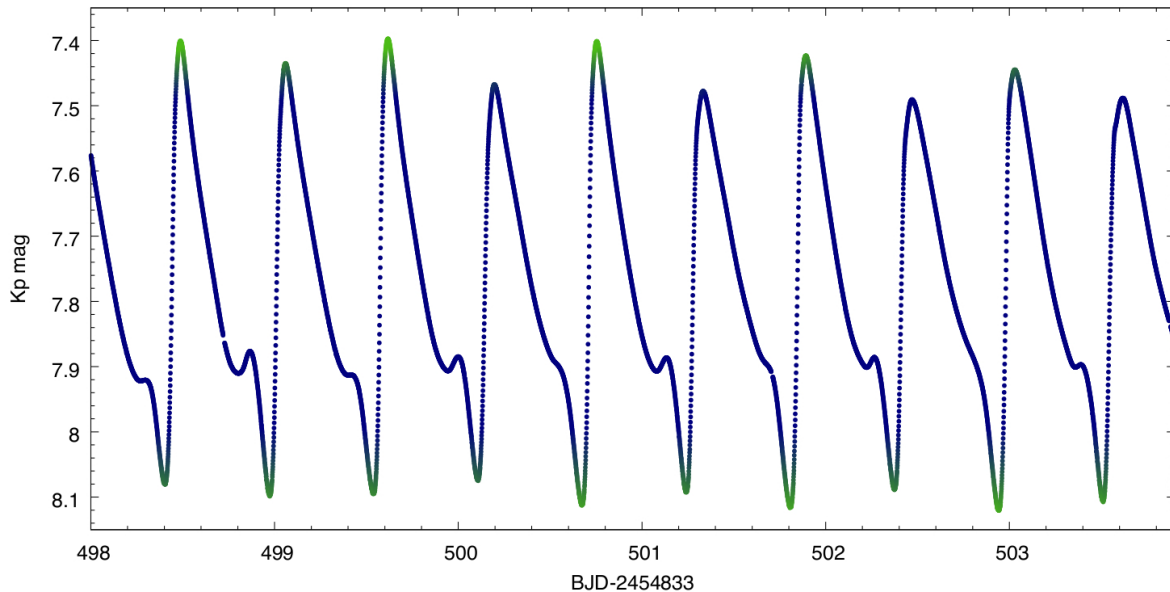


Figure 2. Alternation of the pulsation amplitudes of RR Lyr, the brightest representative of its class, as observed by *Kepler*. The observed fluxes were transformed to Kp magnitude, which is *Kepler*’s photometric system. Colors change with brightness for better visibility of the alternation. Data downloaded from the MAST.

The unexpected discovery of period doubling was followed by the exploration of oscillations in the low-amplitude regime. Benkő et al. (2010) analysed 29 RR Lyrae stars observed during the first 138 days of the mission (quarters Q0-Q2). Fourteen of them showed the Blazhko effect with modulation periods ranging from 28 days to much longer than the observing period. Beyond the usual ingredients of an RR Lyrae Fourier spectrum, namely the fundamental mode frequency and its harmonics plus the modulation multiplets around them, and the Blazhko frequency (occasionally along with its harmonics), new, low-amplitude periodicities were discovered at the millimag level and below. In four RRab stars these new frequencies fall close to the expected first or second (in some cases both) overtone pulsation frequencies. Three of these stars were identified as Blazhko-modulated ones, and one of them, V350 Lyr was later recognized as the record-holder RRab with the smallest detected multi-periodic Blazhko-modulation ever (0.6 and 0.8 mmag, respectively, see Benkő and Szabó 2015.)

Interestingly, linear hydrodynamic pulsation model computations presented in (Benkő et al., 2010) demonstrated that the fundamental mode and the second overtone can be simultaneously excited in these stars, so these observational results can be interpreted as the second radial overtone mode being excited with unusually low amplitudes, i.e. much lower than amplitudes of secondary frequencies in canonical double-mode RR Lyrae stars, where the amplitudes of the primary and secondary modes are comparable. Here there is a 2–3 orders of magnitude difference. A confirmation of this hypothesis can come from nonlinear pulsation simulations, but nonlinear effects both affect the mode selection process and shift the linear periods, and multi-mode pulsations are notoriously hard to reproduce.

In fact, such a help from the modelling side seems to be inevitable, since theory suggests that periodicities close to radial overtone mode frequencies may arise from not only the radial modes themselves, but also from the dense spectrum of nonradial modes, that are preferentially excited close to the radial ones (Dziembowski, 1977; Van Hoolst et al., 1998). It is extremely interesting in this context that based on *Kepler* observations, Molnár et al. (2012) found the first overtone to be excited with (very) small amplitude

(at the 2-mmag level) in RR Lyrae, the prototype of the class. In fact – since RR Lyr is a Blazhko RRab, showing the period doubling phenomenon as well – one may assume that this star pulsates in three radial modes: fundamental mode, ninth radial overtone, and the first overtone. This was clearly demonstrated with the use of nonlinear hydrodynamical calculations, since the three-mode state showed up in the models as a stable state. Such model calculations, however, do not exist for the second radial overtone yet.

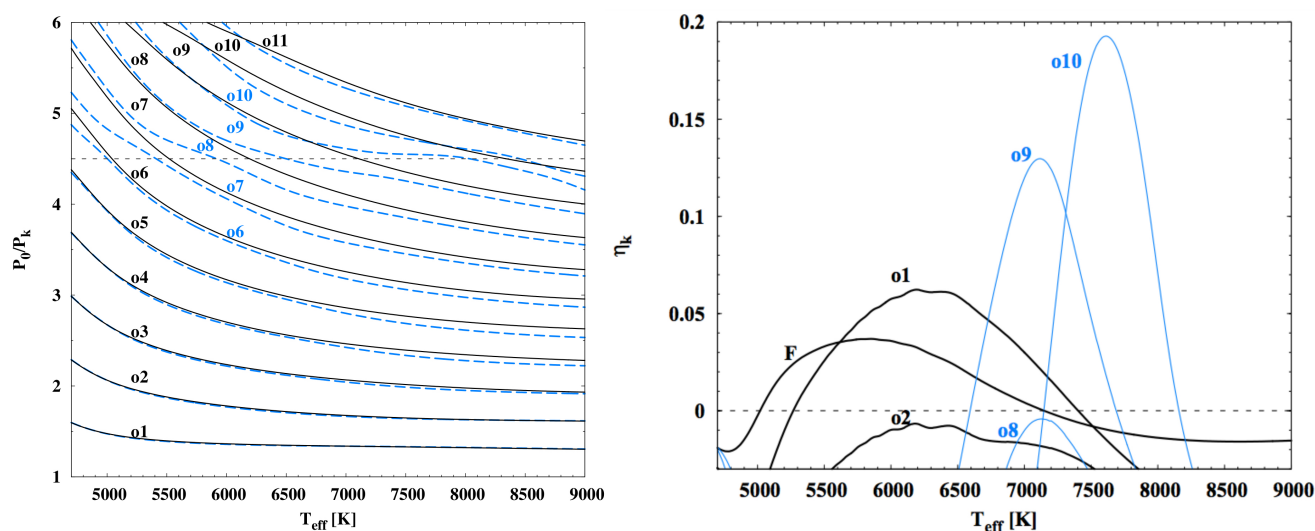


Figure 3. Left: Modal diagram of an RR Lyrae model sequence (Kolláth et al., 2011). Period ratios of adiabatic modes (black lines) and non-adiabatic modes (blue dashed lines). The 9/2 period ratio is indicated with the horizontal dashed line. Right: Linear growth rates of radial modes. Overtones nine and ten could become excited. Figure reproduced from Figures 3 and 4 of Kolláth et al. (2011).

2.2 The Blazhko effect seen in the *Kepler* field

The first analysis of the *Kepler* data of RR Lyr was presented by Kolenberg et al. (2011). The early data contained three Blazhko cycles only, but still clearly showed that the repetition was not strict. A slow shortening of the Blazhko period was documented before *Kepler* (Kolenberg et al., 2006), but the new *Kepler* data revealed that the Blazhko effect was variable on an even shorter time scale. At the same time, period doubling was also detected in RR Lyr.

RR Lyr was not observed in quarters Q3 and Q4, due to its underestimated brightness in the standard aperture assignment algorithms. Fortunately, the problem was fixed, new custom apertures were set, and RR Lyr was observed until the end of the mission in short cadence mode (Fig. 4). This rich data set witnessed a vanishing Blazhko effect (Stellingwerf et al., 2013; Le Borgne et al., 2014). The Blazhko amplitude variation was 40% of the pulsation amplitude in its strongest phase, but then decreased below 10%, while the Blazhko period showed a 2% decrease. This intriguing feature requires continuous monitoring, and RR Lyr provides a unique laboratory to study drastic changes in the pulsation state within human lifetime.

The value of amplitude-independent methods is especially high for the analysis of the Blazhko modulation, due to the uncertainties in the pulsation amplitudes caused by the potential flux loss. The continuity and cadence of *Kepler* data allow us to construct precise O–C diagrams that provide us not only with spectacular visualisations for the phase modulation, but they can be the subject of Fourier analysis themselves.

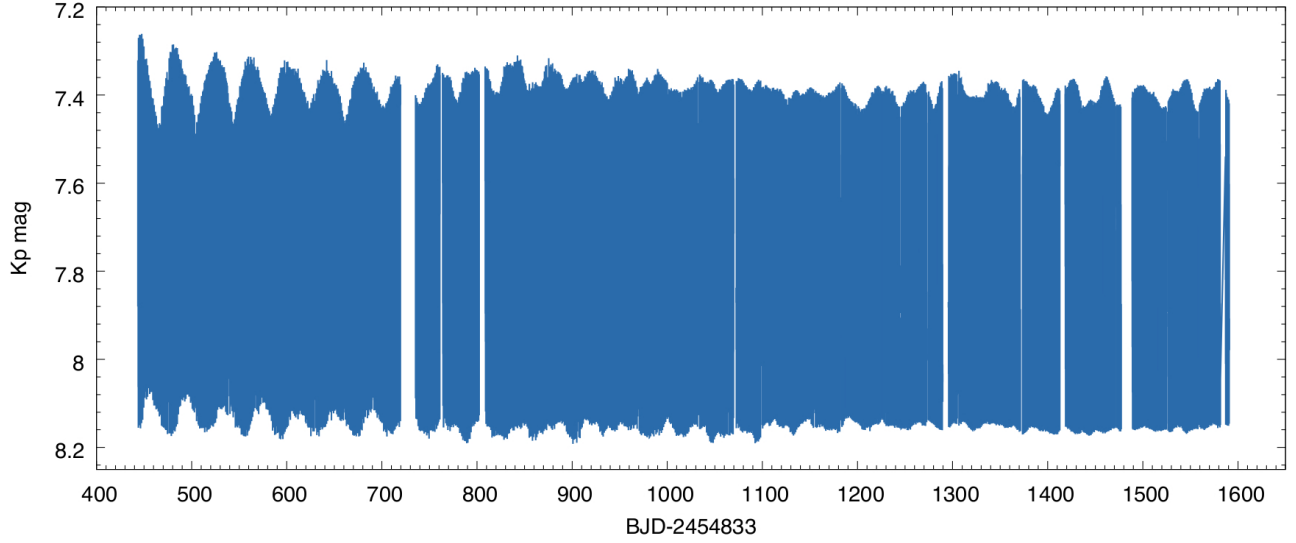


Figure 4. The *Kepler* Q5-Q17 short cadence data light curve of RR Lyr, the eponym of its class. Data downloaded from the MAST. Note that individual pulsation cycles are not discernible on this scale. Gaps are present in the data due to safe mode events and other occasional technical problems.

Fifteen Blazhko stars were found in the *Kepler* field and analysed by Benkő et al. (2014). An unprecedentedly high percentage (80%) of this sample was found to be multi-periodically modulated. Moreover, some of these stars showed different modulation periods to be dominant in the phase and in the amplitude variations. The ratio between the primary and secondary modulation periods was also investigated and found to be close to small integer numbers in almost all cases, suggesting that undiscovered resonances may play role in the modulation.

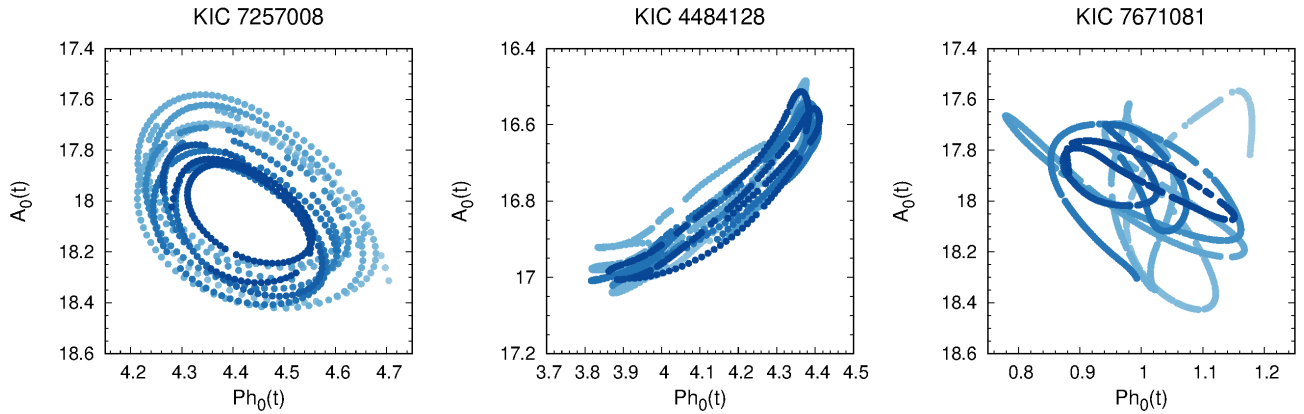


Figure 5. Examples of the relation between the variations of the amplitude and phase of the pulsation frequency f_0 over time in three Blazhko stars. Color represents the progression of time, from light blue towards dark blue. Based on the light curves published by Benkő et al. (2014).

The Blazhko stars with monop periodic modulation also showed some kind of irregularity. The nature of the irregularity (i.e., chaotic or stochastic) provides constraints for the theoretical models of the Blazhko effect, therefore V783 Cyg was investigated with nonlinear dynamical methods (Plachy et al., 2014a). This star was the most promising candidate for that sensitive analysis, since it has the shortest modulation period,

thus the number of observed modulation cycles during the *Kepler* mission was the highest. The nonlinear dynamical analysis has strict requirements, only precise, continuous, and long input data (preferably of hundreds of cycles) will give reliable results. We were never able to collect such data for the Blazhko modulation in the pre-*Kepler* era. The phase-space reconstruction applied to V783 Cyg revealed low-dimensional deterministic chaos in the dynamics behind the Blazhko modulation. However, the effect of instrumental issues was also tested, and it was found that the technical problems of the data stitching, the detrending and the sparse sampling may lead to apparent cycle-to-cycle variations in the modulation that could mimic the chaotic behaviour. Thus the intrinsic origin of the irregularity in the Blazhko effect could not be proven for V783 Cyg, showing the limitations of *Kepler* data.

Studying the relation between the phase modulation and the amplitude modulation we can discover various morphology types. In Fig. 5 we present three examples (KIC 7257008, KIC 4484128, KIC 7671081) where instantaneous amplitudes of the $f_0(t)$ pulsation frequency are plotted as the function of the instantaneous phase. These trajectories show very different routes, for which no explanation or connection to other pulsation properties has been found yet.

The connection between the Blazhko effect and the period doubling phenomenon is also an important question that need to be investigated since only the Blazhko stars show the period doubling. Nine out of the 15 Blazhko stars of the *Kepler* field show half-integer frequencies, while the others do not. The half-integer frequency series appears with the highest peak typically at $1.5f$, which is very often a non-coherent peak suggesting temporal variability. Indeed, the alternation of the pulsation cycles in the light curves sometimes disappears or decreases to a very low amplitude. The order of the low- and high-amplitude cycles also changes, this feature was visualised by Molnár et al. (2014) who connected every second maxima for the even and for the odd cycles with separate lines. The interchanges in the order occur when these lines cross each other. Similar interchanges were observed in the pulsation of RV Tau stars Plachy et al. (2014b).

2.3 The wealth of low-amplitude frequencies

The detailed Fourier analysis of the Blazhko RRab stars recovered different groups of low-amplitude additional frequencies (Benkő et al., 2014). The expected regions of the first (f_1) and the second overtone (f_2) are positioned at the two sides of the $1.5f$ frequency group in the Fourier spectra. Frequencies at millimagnitude level appear within these regions, but sometimes also between them. We demonstrate this on examples from the K2 mission in Fig. 6. The origin of frequency peaks outside the expected frequency regions is unclear.

A rich frequency spectrum of additional modes was observed in V445 Lyr, a Blazhko star showing extreme strong modulation (Guggenberger et al., 2012). The peaks belonging to the period doubling, the first and second overtones all appeared, the latter with a clearly variable amplitude that was not connected to the Blazhko phase. A fourth peak was interpreted as a nonradial mode. Altogether 80 combination frequencies have been identified in this star.

The analysis of the four *Kepler* RRc stars resulted in the clear detection of low-amplitude oscillations with period ratio of $P/P_1 = 0.612\text{--}0.632$ with the dominant first overtone mode (Moskalik et al., 2015). Subharmonics of these $f_{0.61}$ frequencies at $0.5f_{0.61}$ and $1.5f_{0.61}$ have also been detected. This type of low-amplitude modes were identified in Cepheid stars in the Large Magellanic Cloud, all within similar period ratios (0.6–0.64) relative to the overtone mode (Moskalik and Kolaczowski, 2008). Nonradial oscillation was immediately proposed as the origin. This discovery was made possible by the OGLE (Optical Gravitational Lensing Experiment) survey that became a fundamental source of high-quality ground-based photometry of radial pulsators in the last decade. Modes with similar period ratios were first

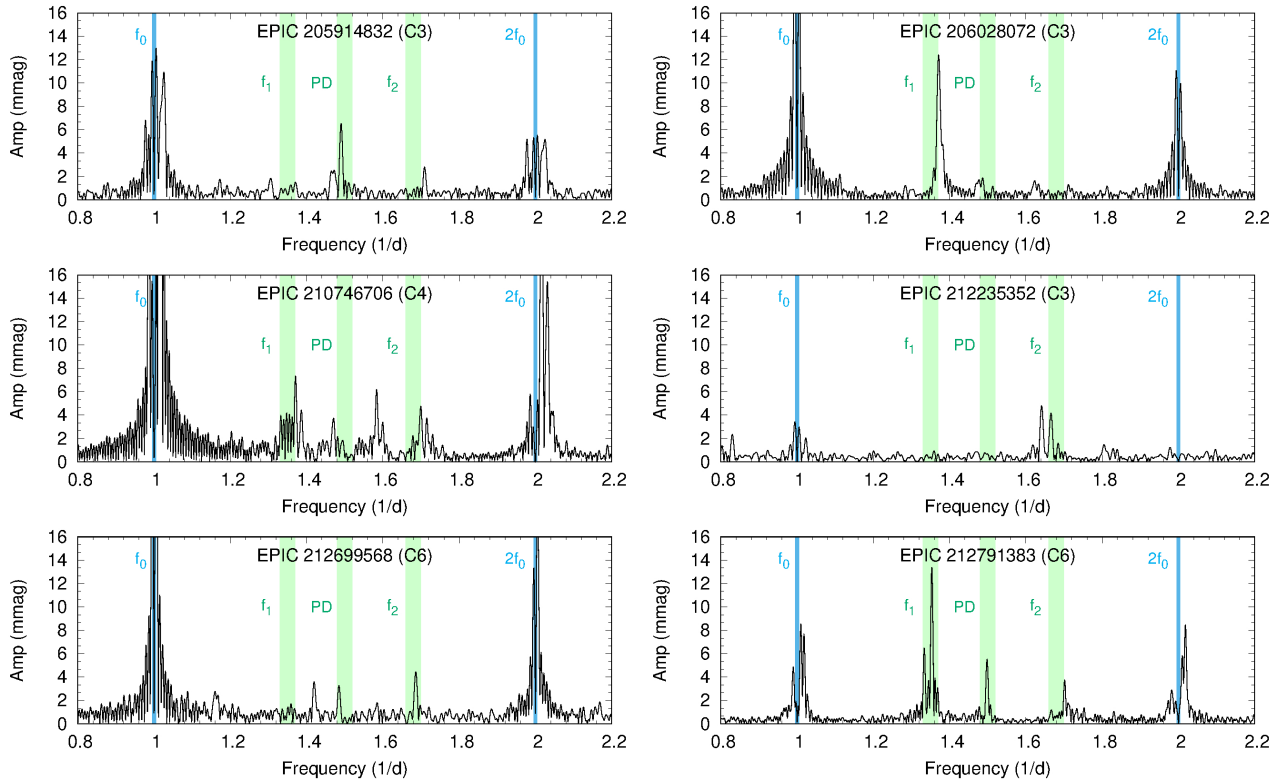


Figure 6. Examples of residual Fourier spectra of K2 RR Lyrae stars showing low-amplitude additional peaks (after removing the frequency series of the main pulsation). Green areas are the expected frequency regions of the first radial overtone, period doubling (PD) and the second radial overtone, respectively. Based on the light curves published by Plachy et al. (2019).

seen in the RRc type by Olech and Moskalik (2009) among the RR Lyraes of the ω Centauri. Since then, it became clear that these stars form similar sequences in the Petersen diagram as overtone Cepheids do (Smolec et al., 2017). A model explaining the nature of these additional periodicities has been proposed by Dziembowski (2016), in which strongly trapped, unstable nonradial modes ($\ell = 7, 8$ and 9 degrees in classical Cepheids and $\ell = 8$ and 9 in RR Lyr stars) are excited. In this model the nonradial mode is actually at the $0.5f_{0.61}$ frequency, while its first harmonic signal can reach higher amplitudes due to geometric and nonlinear effects.

Nineteen non-modulated RR Lyrae stars were analysed by Nemec et al. (2011). None of these stars show the period doubling phenomenon that strongly suggests its connection to the Blazhko effect. Empirical photometric metal abundances were also derived for these stars and compared to spectroscopic metallicities. The so-derived metallicities of most of the stars were found to be similar to those of intermediate-metallicity globular clusters ($[\text{Fe}/\text{H}] \sim -1.6$). However, the lowest-amplitude stars turned out to be metal-rich with $[\text{Fe}/\text{H}]$ between -0.55 and $+0.07$. Spectroscopic observations of the *Kepler* field RR Lyrae stars were performed by the Canada–France–Hawaii 3.6-m telescope (CFHT) and the Keck-I 10-m telescope (W.M. Keck Observatory) (Nemec et al., 2013), and these measurements confirmed the photometric $[\text{Fe}/\text{H}]$ results for the non-Blazhko and most Blazhko RRab stars.

The reanalysis of the non-Blazhko stars revealed cycle-to-cycle light curve variations in stars which are brighter than $K_p \sim 15.4$ mag (Benkő et al., 2019). Scattered short-cadence observations that have been obtained for a few quarters for non-Blazhko *Kepler* RR Lyrae stars were crucial in this discovery.

Table 1. Additional modes in the *Kepler* RR Lyrae stars.

KIC number	GCVS name	Subtype	Period	Additional frequencies
3864443	V2178 Cyg	RRab-BL	0.486947	f_2 , PD (Benkő et al., 2010)
4484128	V808 Cyg	RRab-BL	0.5478635	PD (Benkő et al., 2010), f_2 (Benkő et al., 2014)
5559631	V783 Cyg	RRab-BL	0.6207001	
6183128	V354 Lyr	RRab-BL	0.5616892	f_1 , f_2 , PD (Benkő et al., 2010), (no f_1) (Benkő et al., 2014)
6186029	V445 Lyr	RRab-BL	0.5130907	f_1 , f_2 , PD (Benkő et al., 2010)
7198959	RR Lyr	RRab-BL	0.566788	PD (Benkő et al., 2010), f_1 (Molnár et al., 2012)
7505345	V355 Lyr	RRab-BL	0.4736995	PD (Benkő et al., 2010), f_2 (Benkő et al., 2014)
7671081	V450 Lyr	RRab-BL	0.5046198	f_2 (Benkő et al., 2014)
9001926	V353 Lyr	RRab-BL	0.5567997	
9578833	V366 Lyr	RRab-BL	0.5270284	f_2 (Benkő et al., 2014)
9697825	V360 Lyr	RRab-BL	0.5575755	f_1 , PD (Benkő et al., 2010), f_2 (no f_1) (Benkő et al., 2014)
11125706		RRab-BL	0.61322	
12155928	V1104 Cyg	RRab-BL	0.4363851	
7257008		RRab-BL	0.511787	f_2 , PD (Benkő et al., 2014)
9973633		RRab-BL	0.510783	f_2 , PD (Benkő et al., 2014)
10789273	V838 Cyg	RRab-BL	0.48028	f_2 , PD (Benkő et al., 2014)
9508655	V350 Lyr	RRab-BL	0.59424	f_2 (Benkő et al., 2010)
7021124		RRab-BL	0.6224925	f_2 (Nemec et al., 2011)
3733346	NR Lyr	RRab	0.6820264	
3866709	V715 Cyg	RRab	0.47070609	
5299596	V782 Cyg	RRab	0.5236377	
6070714	V784 Cyg	RRab	0.5340941	
6100702		RRab	0.4881457	
6763132	NQ Lyr	RRab	0.5877887	f_1 (Benkő et al., 2019)
6936115	FN Lyr	RRab	0.52739847	
7030715		RRab	0.68361247	
7176080	V349 Lyr	RRab	0.507074	
7742534	V368 Lyr	RRab	0.4564851	
7988343	V1510 Cyg	RRab	0.5811436	$f_2 - f_0$ (Benkő et al., 2019)
8344381	V346 Lyr	RRab	0.5768288	$f_2 - f_0$ (Benkő et al., 2019)
9591503	V894 Lyr	RRab	0.5713866	$f_2 - f_0$ (Benkő et al., 2019)
9658012		RRab	0.533206	f_2 (Benkő et al., 2019)
9717032		RRab	0.5569092	
9947026	V2470 Cyg	RRab	0.5485905	f_1 (Benkő et al., 2019)
10136240	V1107 Cyg	RRab	0.5657781	
10136603	V839 Cyg	RRab	0.4337747	
11802860	AW Dra	RRab	0.687216	
8832417		RRc	0.2485464	$f_{0.61}$ (Moskalik et al., 2015)
5520878		RRc	0.2691699	$f_{0.61}$ (Moskalik et al., 2015)
4064484		RRc	0.3370019	$f_{0.61}$ (Moskalik et al., 2015)
9453114		RRc	0.3660809	$f_{0.61}$, $f_{0.68}$ (Moskalik et al., 2015)

The amplitude differences between the light curve maxima were found to be in the range of 5–8 mmag. Additional modes identified as the first and the second overtone modes have also been recovered at several non-Blazhko stars with extremely low amplitude ratios with the fundamental mode. Moreover,

the amplitude of the additional modes show changes over time, while in some cases they appear only temporarily. Their linear combinations with the fundamental mode were also detectable, sometimes with much higher amplitude than the low-amplitude additional modes themselves. This again suggests the nonradial origin of these modes, since a scenario was found only in case of nonradial modes. In Table 1, we summarized the identification of low-amplitude additional frequencies in the *Kepler* RR Lyrae stars for which detailed Fourier analysis has already been performed.

The *Kepler* data of non-Blazhko stars provide opportunity to search for binarity too. The variation of the O–C diagrams of two RRab stars could be fitted with the light time effect caused by a low-mass companion, likely a substellar object (giant planet or brown dwarf) (Li and Qian, 2014). Comparing the high number of RR Lyrae stars and the few binary candidate systems that have been found so far (Hajdu et al., 2015; Prudil et al., 2019), we may conclude that RR Lyrae close-in companions are very rare, in accord with (binary) stellar evolution theory predictions of stars that are past the red giant phase.

2.4 Studies inspired by *Kepler* RR Lyrae results

The *Kepler* RR Lyrae results entirely reformed the research field of classical pulsators. Searching for more examples of period doubling and nonradial modes in hydrodynamical models and high-quality ground- and space-based photometry became the most relevant.

The discovery of period doubling revitalized the theoretical side of the radial stellar pulsation field. Hydrodynamic models of the '90s already predicted that period doubling can naturally occur in Cepheids (Moskalik and Buchler, 1990). Cepheids are radially pulsating siblings of RR Lyrae stars showing pulsation behavior similar in several aspects, most prominently in the shape of the light curve. These stars, however, are more massive and cross the classical instability strip at different evolutionary phases. The two main types are distinguished based on their Population I or II membership, and this also determines the nonlinear phenomena they can exhibit. The weakly dissipative Population I Cepheid models showed only period doubling, whereas models of the strongly dissipative Population II Cepheids followed a cascade of period doubling bifurcation that eventually led to chaos. The destabilisation was caused by low-order half-integer resonances at both types (3:2 and 5:2, respectively).

As the period doubling appeared in the RR Lyrae models (Kolláth et al., 2011), the suspicion that resonant interaction between the fundamental mode and ninth overtone might also be the key in the Blazhko immediately arose. The hydrodynamical simulations, however, did not produce modulation. Only the amplitude equation formalism provided a demonstration that amplitude modulations may occur as a result of nonlinear, resonant mode coupling between these two modes (Buchler and Kolláth, 2011). This new theory of the Blazhko effect predicts both type of modulations: periodic and chaotic.

The resonant mode coupling mechanism is also supported by BL Her hydrodynamical calculations (Smolec and Moskalik, 2012). The models of these short-period Type II Cepheids exhibited periodic and quasi-periodic modulation of the pulsation amplitudes and phases. Moreover, some models showed period doubling with or without modulation. A 3:2 resonance was identified behind the phenomenon. This theoretical work was then further improved and two period-doubling domains were recovered, one between 2–6.5 days, and one above 9.5 days, in the regime of W Vir-type stars (Smolec, 2016).

The luminous siblings of RR Lyrae stars, the classical Cepheids are the primary standard candles in extragalactic distance measurements, and they were believed to be clockwork-precision pulsators before the era of ultra-precise measurements. The only exception was the unique case of V473 Lyrae, the only known Cepheid displaying strong Blazhko effect (Burki and Mayor, 1980). The pulsation of this star is

multiply modulated and the measurement by the MOST space telescope also revealed period doubling in it (Molnár et al., 2017a).

Regarding Type II Cepheids, cycle-to-cycle variations were known to be common among W Vir stars and towards the longer periods ($P > 20$ d). The RV Tau phenomenon was recognized as period doubling, caused most likely by a 2:1 resonance (Fokin, 1994). Nevertheless, the first detection of period doubling in W Vir stars has only been achieved with the *Kepler* space telescope in the K2 mission (Plachy et al., 2017). In this new context it was also recognized that the amplitude alternation seen by Templeton and Henden (2007) in multicolor observations of W Vir, the eponym of the class, is actually period doubling. Thanks to the extensive analysis of Cepheids in the Galactic bulge by the OGLE survey, we know that period doubling is common for periods above 15 days and the transition towards the RV Tau regime is a smooth process (Smolec et al., 2018). Period doubling at shorter periods has also been discovered in OGLE BL Her stars (Smolec et al., 2012), but only three such stars are known so far, suggesting that period doubling is a rare phenomenon in that class.

Based on the *Kepler* findings the CoRoT RR Lyrae data were revisited to look for phenomena that might be overlooked before (Szabó et al., 2014). The most important result was the discovery of period doubling in modulated CoRoT RRab stars. Short sections of alternating maxima, typical of the period doubling effect, were found in four CoRoT RR Lyrae stars out of six modulated RRab stars. Given the usually brief time intervals where the phenomenon is detectable, occurrence can be even higher. This result corroborates with the previous claims about the strong correlation of the occurrence of period doubling and the Blazhko phenomenon, since no period doubling was found in non-modulated RRab or RRc/RRd stars in the CoRoT sample. It also became clear that additional modes are ubiquitous in all RR Lyrae subtypes except for the non-modulated RRab pulsators. In these stars no additional periodicities were found down to the precision of CoRoT and *Kepler*. In addition, non-coherence (temporal variability) of the additional modes in RRc, RRd and modulated RRab stars were found to be dominant. While in the latter group the Blazhko modulation itself might be a clue, some other mechanism should be at work in the overtone and classical double-mode pulsators.

3 THE K2 MISSION

Kepler was only barely able to extend its original mission. By May of 2013 only two functioning reaction wheels remained on the spacecraft out of four, thus tri-axial stabilization was lost. It became clear that the original mission could not be continued without significant deterioration in data quality. NASA called for ideas and methods for a new observational strategy in the two-wheel mode. The scientific community reacted fast to save the mission, 42 white papers have been submitted including two that considered potential RR Lyrae observations. One suggested a continued observation of the *Kepler* field of view with extended number of high cadence targets among the large amplitude pulsators (Molnár et al., 2013). Beside many advantages, the longer time span would have been allowed to study the Blazhko effect in more detail. The other white paper proposed to turn the telescope to the South Ecliptic Pole to monitor the largest possible sample of well classified large-amplitude pulsating and eclipsing variables (Szabó et al., 2013). That would have meant synergy with the OGLE survey and the TESS mission.

The final concept opted for a solution that maximizes the photometric performance by minimizing the roll of the spacecraft. This was possible with target fields placed along the Ecliptic plane. Each field could be monitored for about 80 days, and before changing fields the telescope had to turn sideways to keep the fixed solar panels aimed at the Sun. These periods were called ‘Campaigns’. The design of the mission opened new opportunities for RR Lyrae investigations, as well as many other fields of astronomy. With the

changing fields of view, massive continuous space photometry became accessible for a variety of stellar objects the first time. The new mission was named K2 (Howell et al., 2014).

The observation started with an 8.9-d long Two-Wheel Engineering Test in February of 2014, which targeted nearly two thousand stars. The K2-E2 sample contained 33 RR Lyrae stars, members from each subtypes (RRab, RRC, RRd). This short run demonstrated that all new low-amplitude phenomena seen in the *Kepler* mission can be recovered from K2 data too (Molnár et al., 2015b). Period doubling was detected in two RRab stars, and nonradial modes in two RRd and the three non-modulated RRC stars. The first space-based photometry of a Blazhko-RRC star was also provided by K2 Engineering Test.

With K2 we lost the chance to study stars showing long-period Blazhko effect, but in exchange we got a large sample of RR Lyrae stars from different regions of the Galaxy, providing us with a basis for population studies and statistical investigations. Careful target selection therefore became a new important task for the KASC Working Group #7. The *Kepler* Guest Observer Office developed the K2FOV tool to check the visibility of targets in each Campaign. Proposals could be submitted through the NASA NSPIRES System starting from Campaign 3. The existing large ground-based surveys, such as the Catalina Sky Survey (Drake et al., 2014), the Lincoln Near Earth Asteroid Research (Sesar et al., 2013), the All Sky Automated Survey (Pojmanski, 2002), and the Northern Sky Variability Survey (Woźniak et al., 2004) offered photometric data of a great number of RR Lyrae candidates that we subsequently used in the target selection (Plachy et al., 2016). RR Lyrae proposals prioritized the less common double-mode and overtone RR Lyrae stars, and those RRab stars that looked special in some sense, like having extreme Blazhko modulation or an unusually long pulsation period. A few of the most interesting targets were also proposed for 1-minute cadence. The observable targets in the K2 mission were limited by the telemetry, 10 to 20 thousand long cadence targets and 50 to 100 short cadence targets were available per Campaign. Nevertheless, most of the proposed RR Lyrae targets have been approved during the K2 mission, (except for the first Campaigns), altogether reaching about 4000 RR Lyrae stars. At the time of writing this paper, only a small fraction of this huge sample has been analysed, leaving the better part of it for future studies. The major problem that slows down the massive analysis is the pointing jitter of the space telescope. No comprehensive correction solution could be invented so far for this problem, which would work well also for RR Lyrae stars. The EVEREST pipeline comes close but even that one removes the pulsation signal from a significant fraction of RR Lyrae stars (Luger et al., 2018). The instrumental signal is similar to RR Lyrae light curves in periodicity and shape, which makes its elimination challenging. We report the discoveries based on early K2 RR Lyrae data in the following sections.

3.1 The challenges of K2 RR Lyrae photometry

The two-wheel mode of the K2 mission made attitude control maneuvers of the satellite necessary in about every 6 hours (occasionally 12 hours). These maneuvers corrected the torque caused by the radiation pressure that distributed unevenly on the spacecraft. As a consequence, sudden drifts and jumps occurred in the positions of the field of view that reached as much as two pixels at the edges of the detector. Therefore, the sensitivity variation within and between the pixels caused a systematic variation in the light curves. In worse cases they were contaminated by the flux from nearby stars as well. Besides the Simple Aperture Photometry (SAP) and Presearch Data Conditioned SAP (PDCSAP) data products provided by the mission (Van Cleve et al., 2016), several other pipelines have been developed to fix or at least minimize the instrumental effects. These pipelines used different approaches to find general solution to all variables, but most of them failed on RR Lyrae stars for two main reasons. Apertures were too tight to capture the ~ 1 magnitude variability and/or the correction methods could not distinguish between the sharp features of systematics and RR Lyrae variation that occurs on the same timescale. A comparison analysis of various

photometry outputs has been carried out by Plachy et al. (2019), who suggested a method optimized for the detection of RR Lyrae light variation. The main idea for the EAP (Extended Aperture Photometry) method was the extension of the apertures to contain the star in the maximum brightness phases. This alone improved the light curve significantly and applying the K2SC (K2 Systematics Correction) pipeline (Aigrain et al., 2016) on EAP solutions, light curves improved even more. Over four hundred such RR Lyrae light curves have been prepared and analyzed so far from Campaign 3 to 6.

Anomalous Cepheids constitute a rare type of pulsating stars. They are 2-3 times more massive than RR Lyrae stars, and pulsate with periods ranging from 0.3-2 days either in the fundamental or in the first overtone. Their origin is not fully clear, probably both single-star and binary evolution channels contribute to the production of these objects (Bono et al., 1997; Gautschy and Saio, 2017). RR Lyrae stars and anomalous Cepheids can be distinguished based on their light curve shapes, but only precise photometry can show their slightly distinct location in the Fourier parameter plane of $\log(p) - \phi_{21}$ and $\log(p) - \phi_{31}$. A useful byproduct of K2 RR Lyrae analysis was the discovery of four new anomalous Cepheid candidates (Plachy et al., 2019). All four candidates found among K2 RR Lyrae stars are fundamental mode pulsators, and they also provide the first detection of Blazhko-modulation in this variable type.

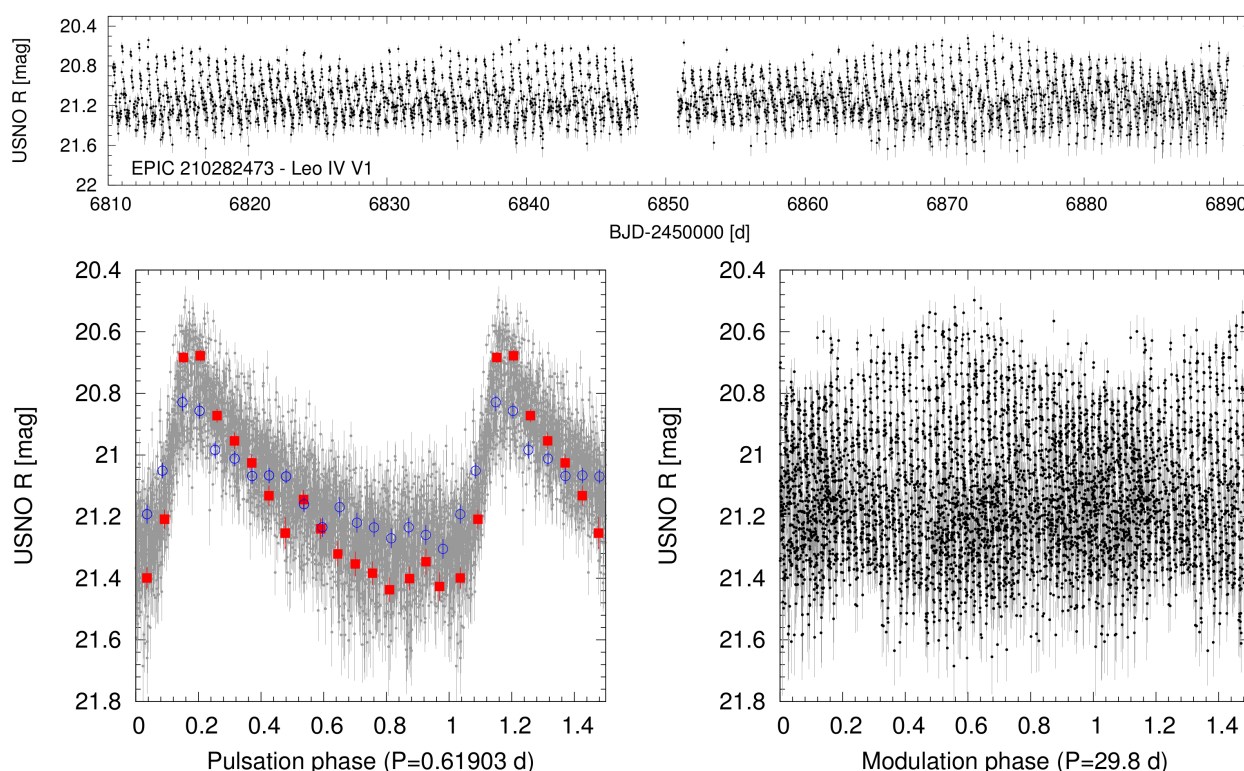


Figure 7. The faintest Blazhko star from the K2 mission, EPIC 210282473 (Leo IV V1). Upper panel: the K2 light curve. Lower left panel: phase curve folded by the pulsation period, 2 day binned data from the maximum-amplitude phase (red) and minimum-amplitude phase (blue) are marked. Lower right panel: phase curve folded with the modulation period. Figure reproduced from Figures 3 and 5 in Molnár et al. (2015a) © AAS. Reproduced with permission.

Campaign 1 pointed to the North Galactic Cap containing the dwarf spheroidal galaxy Leo IV in the field of view. Leo IV is one among the ultra-faint satellites of the Milky Way discovered by the Sloan Digital Sky Survey (Belokurov et al., 2007). Three fundamental-mode RR Lyrae have been identified in Leo IV by

Moretti et al. (2009) at brightness ~ 21.5 mag in V band. All three RRab were detectable in K2 images, which made them the faintest pulsating stars measured with *Kepler* ever (Molnár et al., 2015a). To obtain accurate photometry for such faint objects, image subtraction techniques had to be involved. That was performed with the open source FITSH software package (Pál, 2012). The individual frames had to be adjusted to the same reference system to compensate for the pointing motions. Additional neighbouring K2 stamps were used beside the target frames to determine the precise transformations and background level. This technique ensured light curve precision in the order of 50-100 mmag, and that was adequate to detect the farthest Blazhko modulation from Earth, as well as the first clear detection of Blazhko effect beyond the Milky Way and the Magellanic Clouds (Fig. 7). The existence of Blazhko effect in such a metal poor galaxy as Leo IV ($\langle [F/H] \rangle = \sim -2.3$) also provides constraints for the theoretic models, while the experience collected with this study will be useful for future investigations of faint and/or extragalactic objects of the K2 mission.

3.2 Characterization of the low-amplitude modes

A short cadence RRd target of Campaign 1, EPIC 201585823 has been analysed by Kurtz et al. (2016). This star provided a new space-based detection of low-amplitude modes in double-mode RR Lyraes, in addition to AQ Leo (Gruberbauer et al., 2007), CoRoT ID 0101368812 (Chadid, 2012) and two more from the K2-E2 data (Molnár et al., 2015b). Although the interpretation of these modes differ in the aforementioned publications, they all belong to the same group of modes with $P/P_0 \sim 0.61$ period ratio. Kurtz et al. (2016) also reported the first comparison of photometric pipelines in the case of an RR Lyrae, and concluded that the careful choice of photometric mask was essential. Double-mode RR Lyrae stars observed during the K2 Mission have been studied by Moskalik et al. (2018). 39 RRd stars were investigated from Campaigns 0 to 13 in this preliminary study. The major part of these stars show the typical period ratios, that form a well-defined arc in the Petersen diagram and denoted as 'classical' RRd stars (Soszyński et al., 2019). Three stars, in turn, have lower period ratios belonging to the newly identified subgroups: two of them to the anomalous RRd stars (Soszyński et al., 2016a) and one to the group identified by Prudil et al. (2017). The pulsation modes of both anomalous RRd stars, as most of the members of the subgroup, show modulations. Similarly, the detected strong dominance of the fundamental mode is typical for anomalous RRd stars. The 'Prudil' stars are a mysterious group where the mode of shorter period cannot be the radial first overtone. Returning to the classical RRd sample of K2, the $f_{0.61}$ mode has been detected in many of them at the millimagnitude level. Sometimes these modes seem to be non-stationary, while the dominant radial modes are stable. The additional modes of RRc stars populate two different regions in the Petersen diagram (Fig. 8.): three sequences of $f_{0.61}$ modes (which according to Dziembowski (2016) might correspond to non-radial modes of moderate degree $\ell = 8, 9$ and the middle sequence due to their linear combination) and the coherent frequency group of $f_{0.68}$ modes recently studied in detail by Netzel and Smolec (2019). Theoretical explanation for the latter group is still in question. Only one star have been found so far in which $f_{0.61}$ and $f_{0.68}$ modes coexist: KIC 9453114 in the *Kepler* field (Moskalik et al., 2015). Low-amplitude modes of RRab stars from the early Campaigns of the K2 mission have been investigated by Molnár et al. (2017b). The Petersen diagram of period ratios of these new findings traced out the new groups of RRab low-amplitude modes. In Fig. 8 we present a Petersen diagram for the various multi-mode RR Lyrae stars of all subtypes, based on the OGLE and the *Kepler*/K2 data. The most unambiguous new group is the f_2 group, which shows a much lower scatter in frequencies than the group near f_1 . Many stars exhibit low-amplitude peaks at slightly longer frequencies than $1.5f_0$ (i. e. above the period doubling line at ~ 0.666 period ratio in the Petersen diagram), the transition toward the f_1 regime is almost continuous. It is unclear what causes this incredible variety of low-amplitude modes, and the origin of stars outside the main groups is also mysterious.

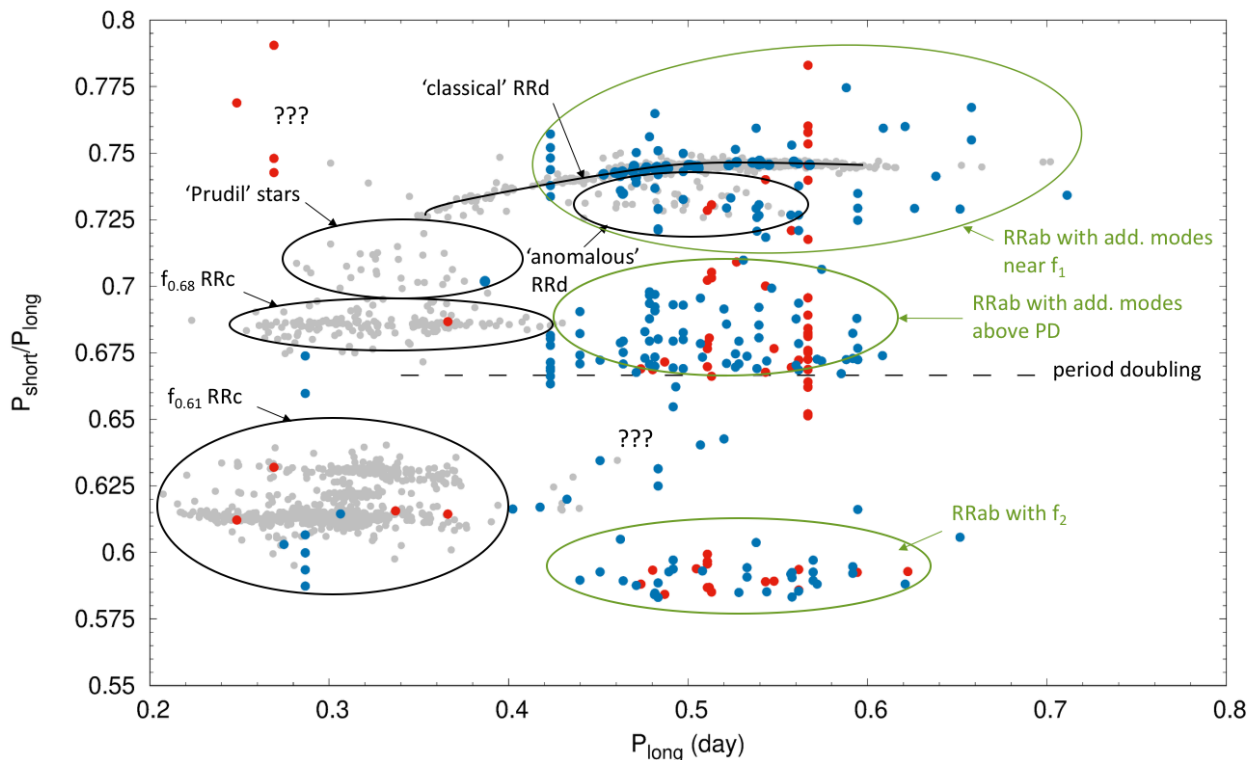


Figure 8. Petersen diagram of multi-mode RR Lyrae stars. The grey points denote to OGLE discoveries collected from (Soszyński et al., 2016a,b, 2019; Prudil et al., 2017; Netzel and Smolec, 2019). Red points are results from the *Kepler* field (Moskalik et al., 2015; Benkő et al., 2014) and blue points from the K2 mission (Molnár et al., 2017b; Moskalik et al., 2018; Plachy et al., 2019)

As we mentioned, only a small fraction of the K2 RR Lyrae sample is processed so far. Additional frequencies from the whole K2 survey will populate the Petersen diagram even more and may provide us better understanding of the mode selection mechanism.

3.3 Studying the Blazhko effect with K2

The high-quality massive photometry of K2 RR Lyrae stars offers a basis to investigate the incidence rate of the Blazhko effect. To recover modulation, not only the modulation triplets could be searched in the Fourier spectra, but it is possible to construct proper amplitude and phase variation curves by a template fitting method (Plachy et al., 2019). This kind of analysis resulted in 44.7% for the incidence rate of Blazhko effect that is in agreement with the widely expected value of around fifty percent. These incidence rates have been questioned by Kovács (2018, 2020) who proposed all RR Lyrae stars to be modulated based on his analysis of K2 data produced with the SAP pipeline. However, the estimation of the incidence rate strongly depends on the time span and the data quality, and as we mentioned earlier SAP light curves are of inferior quality compared to EAP light curves, therefore in our opinion it is highly unlikely that a thorough analysis would return close 90% percent occurrence. The literature values of the RRab Blazhko incidence rate range between 5 to 60 percent (see Kovács (2016)). The analysis of the most extended sample over 8000 RRab in the Galactic bulge by OGLE IV put the minimum value just above $\sim 40\%$ (Prudil and Skarka, 2017).

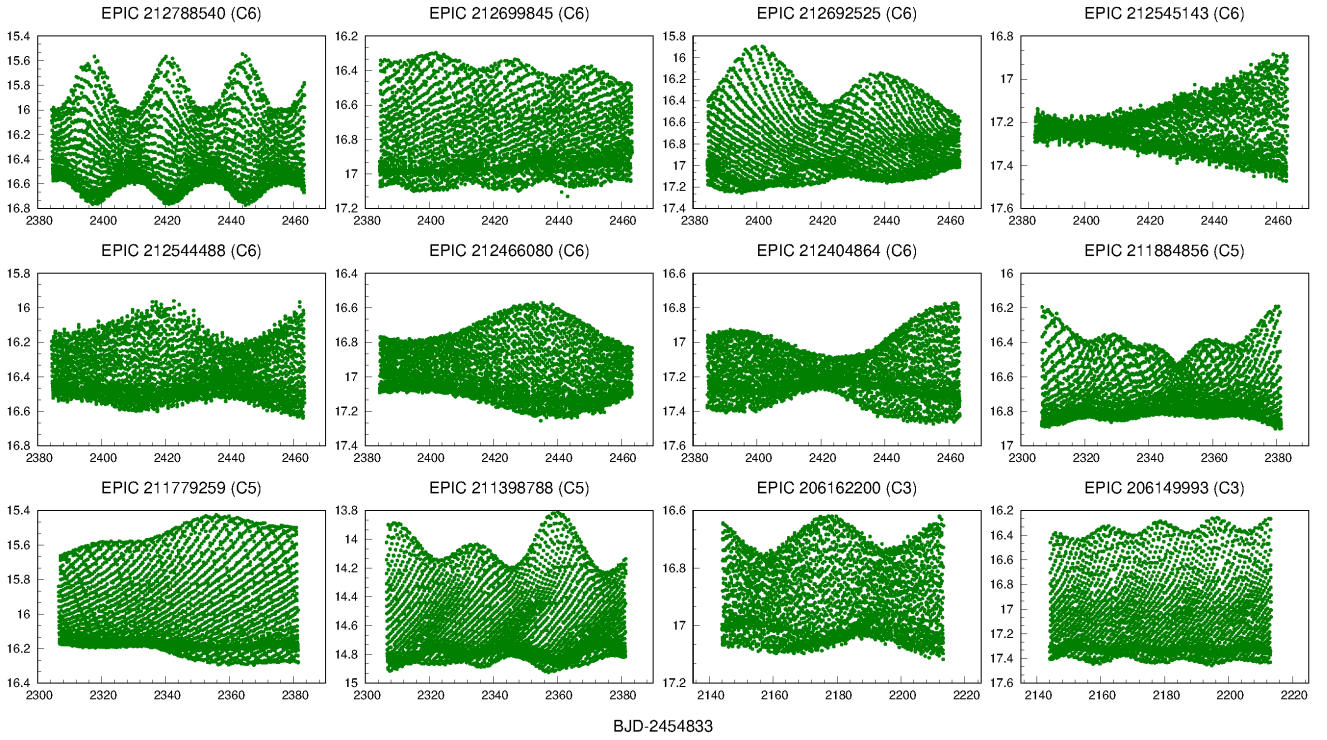


Figure 9. Blazhko stars in the K2 mission. Based on the light curves published by Plachy et al. (2019).

Not only the incidence rate can be studied with K2, but the fine details of the Blazhko effect at the shortest modulation periods as well. The K2 Blazhko sample shows a large variety of modulations, some examples are displayed in Fig. 9.

The simultaneous appearance of the Blazhko effect and period doubling in some stars supports the theory of their common origin (Buchler and Kolláth, 2011). However, K2 Blazhko stars show a very low fraction of period doubled cases: only 7 stars out of 166 display clear subharmonics in their Fourier spectra. This is a much lower incidence rate that we experienced in the original *Kepler* field (9 out of 15).

4 OUTLOOK

After nine years of operation *Kepler* run out of fuel and officially retired on 30 October, 2018 leaving us with an unprecedented amount of space photometric data. Ongoing and upcoming missions, like NASA’s original and extended TESS mission (Ricker et al., 2015) and the PLATO mission of the European Space Agency (Rauer et al., 2014) scheduled for launch in 2026, will provide hundreds-to-thousands of continuous RR Lyrae light curves spanning from a few weeks, to several months to years coverage.

TESS observes brighter targets than *Kepler* did, partly because of its smaller apertures and larger pixel size (4'' for *Kepler* and 21'' for TESS), and its observation length provides shorter (27 days) light curves than K2 did, for most of the targets. But even with these short observations ~ 30 –130 RR Lyrae pulsation cycles can be monitored, adequate to explore the low-amplitude mode content. One year of quasi-continuous coverage is also possible close to the ecliptic poles, lending opportunity to study the Blazhko effect in this regions. In addition, large parts of the sky will be re-observed by TESS during its extended mission(s), hence altogether 90% of the sky will be covered. PLATO will also cover much larger areas of the sky than

the *Kepler* and K2 missions: it will have long observing runs (up to 1–2 years) complemented by shorter (2–3 months) so-called step-and-stare runs, thus altogether nearly 50% of the sky will be covered.

Similarly, Gaia (Gaia Collaboration et al., 2018), and the Legacy Survey of Space and Time (LSST) of the Vera Rubin Observatory (LSST Science Collaboration et al., 2009) are and will be game-changers in the field. Gaia provides parallax and proper motion information for more than 1.3 billion stars down to 21 magnitude complemented by variability information, basic color measurements and low-resolution spectroscopy in Data Release 2, and the numbers will increase in the later releases. Tens of thousands of new RR Lyrae stars will be discovered providing a homogeneous all-sky catalog which is not possible by either of the aforementioned missions. Coincidentally, Gaia will provide distances down to the faint end of TESS's RR Lyrae sample. LSST will monitor the sky visible from Chile in six photometric bands every 3 days with a 3.5 Gpixel camera for 10 years, thus providing on average 800–1000 photometric data points (i.e. OGLE-like cadence) for each targets down to 23.5 mag (reaching 25 mag in co-added images). This capability will allow the discovery of tens of thousands of new RR Lyrae stars out to a large distance (400 kpc) providing excellent opportunities to use RR Lyrae stars to trace halo structures in the galactic halos and discover faint surface brightness dwarf galaxies in the Local Group.

All these prospective data sets from upcoming missions will shed new light on the occurrence of the Blazhko effect (including long-period and multi-period modulations), period doubling, additional radial and nonradial modes, chaotic behavior, and other dynamical phenomena as a function of a broad range of stellar parameters, Galactic and extragalactic environments. In light of these prospects, we are witnessing a golden era of classical pulsating variables, including RR Lyrae stars.

5 FUNDING

This project has been supported by the Lendület Program of the Hungarian Academy of Sciences, projects No. LP2014-17 and LP2018-7/2020 and the MW-Gaia COST Action (CA-18104). This paper includes data collected by the *Kepler* mission and obtained from the MAST data archive at the Space Telescope Science Institute (STScI). EP acknowledges the financial support of the Hungarian National Research, Development and Innovation Office (NKFI), grant KH_18 130405 and the János Bolyai Research Scholarship of the Hungarian Academy of Sciences. This research has made use of NASA's Astrophysics Data System. Funding for the *Kepler* mission is provided by the NASA Science Mission Directorate. STScI is operated by the Association of Universities for Research in Astronomy, Inc., under NASA contract NAS 5-26555.

6 ACKNOWLEDGMENTS

The authors thank the reviewers for their valuable comments and suggestions that helped to improve this paper. The authors gratefully acknowledge the entire *Kepler* team, whose outstanding efforts have made these results possible. Fruitful discussions with László Molnár and Zoltán Kolláth are also acknowledged.

REFERENCES

- Aigrain, S., Parviainen, H., and Pope, B. J. S. (2016). K2SC: flexible systematics correction and detrending of K2 light curves using Gaussian process regression. *Monthly Notices of the Royal Astronomical Society* 459, 2408–2419. doi:10.1093/mnras/stw706
- Baglin, A., Auvergne, M., Barge, P., Deleuil, M., Michel, E., and CoRoT Exoplanet Science Team (2009). CoRoT: Description of the Mission and Early Results. In *Transiting Planets*, eds. F. Pont, D. Sasselov, and M. J. Holman. vol. 253 of *IAU Symposium*, 71–81. doi:10.1017/S1743921308026252

- Bailey, S. I. (1902). A discussion of variable stars in the cluster ω Centauri. *Annals of Harvard College Observatory* 38, 1
- Bellinger, E. P., Kanbur, S. M., Bhardwaj, A., and Marconi, M. (2020). When a period is not a full stop: Light-curve structure reveals fundamental parameters of Cepheid and RR Lyrae stars. *Monthly Notices of the Royal Astronomical Society* 491, 4752–4767. doi:10.1093/mnras/stz3292
- Belokurov, V., Zucker, D. B., Evans, N. W., Kleyna, J. T., Koposov, S., Hodgkin, S. T., et al. (2007). Cats and Dogs, Hair and a Hero: A Quintet of New Milky Way Companions. *The Astrophysical Journal* 654, 897–906. doi:10.1086/509718
- Benkő, J. M., Jurcsik, J., and Derekas, A. (2019). Revisiting the Kepler non-Blazhko RR Lyrae sample: cycle-to-cycle variations and additional modes. *Monthly Notices of the Royal Astronomical Society* 485, 5897–5913. doi:10.1093/mnras/stz833
- Benkő, J. M., Kolenberg, K., Szabó, R., Kurtz, D. W., Bryson, S., Bregman, J., et al. (2010). Flavours of variability: 29 RR Lyrae stars observed with Kepler. *Monthly Notices of the Royal Astronomical Society* 409, 1585–1593. doi:10.1111/j.1365-2966.2010.17401.x
- Benkő, J. M., Plachy, E., Szabó, R., Molnár, L., and Kolláth, Z. (2014). Long-timescale Behavior of the Blazhko Effect from Rectified Kepler Data. *The Astrophysical Journal Supplement Series* 213, 31. doi:10.1088/0067-0049/213/2/31
- Benkő, J. M. and Szabó, R. (2015). The Blazhko Effect and Additional Excited Modes in RR Lyrae Stars. *The Astrophysical Journal Letters* 809, L19. doi:10.1088/2041-8205/809/2/L19
- Blažko, S. (1907). Mitteilung über veränderliche Sterne. *Astronomische Nachrichten* 175, 325. doi:10.1002/asna.19071752002
- Bono, G., Caputo, F., Santolamazza, P., Cassisi, S., and Piersimoni, A. (1997). Evolutionary Scenario for Metal-Poor Pulsating Stars. II. Anomalous Cepheids. *Astronomical Journal* 113, 2209. doi:10.1086/118431
- Borucki, W. J., Koch, D., Basri, G., Batalha, N., Brown, T., Caldwell, D., et al. (2010). Kepler Planet-Detection Mission: Introduction and First Results. *Science* 327, 977. doi:10.1126/science.1185402
- Buchler, J. R. and Kolláth, Z. (2011). On the Blazhko Effect in RR Lyrae Stars. *The Astrophysical Journal* 731, 24. doi:10.1088/0004-637X/731/1/24
- Burki, G. and Mayor, M. (1980). HR 7308, a new cepheid with variable amplitude and very-short period (1.5d). *Astronomy & Astrophysics* 91, 115–121
- Chadid, M. (2012). Detection of multiple modes in a new double-mode RR Lyrae star. *Astronomy & Astrophysics* 540, A68. doi:10.1051/0004-6361/201117408
- Chadid, M., Benkő, J. M., Szabó, R., Paparó, M., Chapellier, E., Kolenberg, K., et al. (2010). First CoRoT light curves of RR Lyrae stars. Complex multiplet structure and non-radial pulsation detections in V1127 Aquilae. *Astronomy & Astrophysics* 510, A39. doi:10.1051/0004-6361/200913345
- Drake, A. J., Graham, M. J., Djorgovski, S. G., Catelan, M., Mahabal, A. A., Torrealba, G., et al. (2014). The Catalina Surveys Periodic Variable Star Catalog. *The Astrophysical Journal Supplement Series* 213, 9. doi:10.1088/0067-0049/213/1/9
- Dziembowski, W. (1977). Oscillations of giants and supergiants. *Acta Astronomica* 27, 95–126
- Dziembowski, W. A. (2016). Nonradial oscillations in classical pulsating stars. Predictions and discoveries. *Communications of the Konkoly Observatory Hungary* 105, 23–30
- Fokin, A. B. (1994). Nonlinear pulsations of the RV Tauri stars. *Astronomy & Astrophysics* 292, 133–151
- Gaia Collaboration, Brown, A. G. A., Vallenari, A., Prusti, T., de Bruijne, J. H. J., Babusiaux, C., et al. (2018). Gaia Data Release 2. Summary of the contents and survey properties. *Astronomy & Astrophysics*

- 616, A1. doi:10.1051/0004-6361/201833051
- Gautschy, A. and Saio, H. (2017). On binary channels to anomalous Cepheids. *Monthly Notices of the Royal Astronomical Society* 468, 4419–4428. doi:10.1093/mnras/stx811
- Gruberbauer, M., Kolenberg, K., Rowe, J. F., Huber, D., Matthews, J. M., Reegen, P., et al. (2007). MOST photometry of the RRdLyrae variable AQLeo: two radial modes, 32 combination frequencies and beyond. *Monthly Notices of the Royal Astronomical Society* 379, 1498–1506. doi:10.1111/j.1365-2966.2007.12042.x
- Guggenberger, E., Kolenberg, K., Nemec, J. M., Smolec, R., Benkő, J. M., Ngeow, C. C., et al. (2012). The complex case of V445 Lyr observed with Kepler: two Blazhko modulations, a non-radial mode, possible triple mode RR Lyrae pulsation, and more. *Monthly Notices of the Royal Astronomical Society* 424, 649–665. doi:10.1111/j.1365-2966.2012.21244.x
- Hajdu, G., Catelan, M., Jurcsik, J., Dekany, I., Drake, A. J., and Marquette, J. B. (2015). New RR Lyrae variables in binary systems. *Monthly Notices of the Royal Astronomical Society* 449, L113–L117. doi:10.1093/mnras/rlv024
- Hippke, M. and Angerhausen, D. (2018). The Year-long Flux Variations in Boyajian's Star Are Asymmetric or Aperiodic. *The Astrophysical Journal Letters* 854, L11. doi:10.3847/2041-8213/aaab44
- Howell, S. B., Sobeck, C., Haas, M., Still, M., Barclay, T., Mullally, F., et al. (2014). The K2 Mission: Characterization and Early Results. *Publications of the Astronomical Society of the Pacific* 126, 398. doi:10.1086/676406
- Jurcsik, J., Sódor, Á., Szeidl, B., Hurta, Z., Váradi, M., Posztobányi, K., et al. (2009). The Konkoly Blazhko Survey: is light-curve modulation a common property of RRab stars? *Monthly Notices of the Royal Astronomical Society* 400, 1006–1018. doi:10.1111/j.1365-2966.2009.15515.x
- Kolenberg, K., Bryson, S., Szabó, R., Kurtz, D. W., Smolec, R., Nemec, J. M., et al. (2011). Kepler photometry of the prototypical Blazhko star RR Lyr: an old friend seen in a new light. *Monthly Notices of the Royal Astronomical Society* 411, 878–890. doi:10.1111/j.1365-2966.2010.17728.x
- Kolenberg, K., Smith, H. A., Gazeas, K. D., Elmaslı, A., Breger, M., Guggenberger, E., et al. (2006). The Blazhko effect of RR Lyrae in 2003–2004. *Astronomy & Astrophysics* 459, 577–588. doi:10.1051/0004-6361:20054415
- Kolenberg, K., Szabó, R., Kurtz, D. W., Gilliland, R. L., Christensen-Dalsgaard, J., Kjeldsen, H., et al. (2010). First Kepler Results on RR Lyrae Stars. *The Astrophysical Journal Letters* 713, L198–L203. doi:10.1088/2041-8205/713/2/L198
- Kolláth, Z., Molnár, L., and Szabó, R. (2011). Period-doubling bifurcation and high-order resonances in RR Lyrae hydrodynamical models. *Monthly Notices of the Royal Astronomical Society* 414, 1111–1118. doi:10.1111/j.1365-2966.2011.18451.x
- Kovács, G. (2016). The Blazhko phenomenon. *Communications of the Konkoly Observatory Hungary* 105, 61–68
- Kovács, G. (2018). Are all RR Lyrae stars modulated? *Astronomy & Astrophysics* 614, L4. doi:10.1051/0004-6361/201833181
- Kovács, G. (2020). On the Incidence Rate of Blazhko Stars. *arXiv e-prints*, arXiv:2004.06452
- Kurtz, D. W., Bowman, D. M., Ebo, S. J., Moskalik, P., Handberg, R., and Lund, M. N. (2016). EPIC 201585823, a rare triple-mode RR Lyrae star discovered in K2 mission data. *Monthly Notices of the Royal Astronomical Society* 455, 1237–1245. doi:10.1093/mnras/stv2377
- Le Borgne, J. F., Poretti, E., Klotz, A., Denoux, E., Smith, H. A., Kolenberg, K., et al. (2014). Historical vanishing of the Blazhko effect of RR Lyr from the GEOS and Kepler surveys. *Monthly Notices of the Royal Astronomical Society* 441, 1435–1443. doi:10.1093/mnras/stu671

- Li, L. J. and Qian, S. B. (2014). Period analysis of two non-Blazhko RRab stars, FN Lyr and V894 Cyg, based on Kepler photometry: evidence of low-mass companions on wider orbits. *Monthly Notices of the Royal Astronomical Society* 444, 600–605. doi:10.1093/mnras/stu1344
- LSST Science Collaboration, Abell, P. A., Allison, J., Anderson, S. F., Andrew, J. R., Angel, J. R. P., et al. (2009). *LSST Science Book*, Version 2.0, Tucson, AZ: LSST Corporation.
- Luger, R., Kruse, E., Foreman-Mackey, D., Agol, E., and Saunders, N. (2018). An Update to the EVEREST K2 Pipeline: Short Cadence, Saturated Stars, and Kepler-like Photometry Down to $K_p = 15$. *Astronomical Journal* 156, 99. doi:10.3847/1538-3881/aad230
- Matthews, J. M., Kuschnig, R., Walker, G. A. H., Pazder, J., Johnson, R., Skaret, K., et al. (2000). “Ultraprecise photometry from space: the MOST microsat mission,” in *Astronomical Society of the Pacific Conference Series*, Astronomical Society of the Pacific. San Francisco CA: Budapest, Hungary, August 8–12, 1999 Vol. 203, 74–75.
- Molnár, L., Benkő, J. M., Szabó, R., and Kolláth, Z. (2014). Kepler RR Lyrae stars: beyond period doubling. In *Precision Asteroseismology*, eds. J. A. Guzik, W. J. Chaplin, G. Handler, and A. Pigulski. vol. 301 of *IAU Symposium*, 459–460. doi:10.1017/S1743921313015044
- Molnár, L., Derekas, A., Szabó, R., Matthews, J. M., Cameron, C., Moffat, A. F. J., et al. (2017a). V473 Lyr, a modulated, period-doubled Cepheid, and U TrA, a double-mode Cepheid, observed by MOST. *Monthly Notices of the Royal Astronomical Society* 466, 4009–4020. doi:10.1093/mnras/stw3345
- Molnár, L., Kolláth, Z., Szabó, R., Bryson, S., Kolenberg, K., Mullally, F., et al. (2012). Nonlinear Asteroseismology of RR Lyrae. *The Astrophysical Journal Letters* 757, L13. doi:10.1088/2041-8205/757/1/L13
- Molnár, L., Pál, A., Plachy, E., Ripepi, V., Moretti, M. I., Szabó, R., et al. (2015a). Pushing the Limits, Episode 2: K2 Observations of Extragalactic RR Lyrae Stars in the Dwarf Galaxy Leo IV. *The Astrophysical Journal* 812, 2. doi:10.1088/0004-637X/812/1/2
- Molnár, L., Plachy, E., Juhász, Á. L., and Rimoldini, L. (2018). Gaia Data Release 2. Validating the classification of RR Lyrae and Cepheid variables with the Kepler and K2 missions. *Astronomy & Astrophysics* 620, A127. doi:10.1051/0004-6361/201833514
- Molnár, L., Plachy, E., Klagyivik, P., Juhász, Á. L., Szabó, R., D’Alessandro, Z., et al. (2017b). The additional-mode garden of RR Lyrae stars. In *European Physical Journal Web of Conferences*. vol. 160 of *European Physical Journal Web of Conferences*, 04008. doi:10.1051/epjconf/201716004008
- Molnár, L., Szabó, R., Kolenberg, K., Borkovits, T., Antoci, V., Vida, K., et al. (2013). The Kep-Cont Mission: Continuing the observation of high-amplitude variable stars in the Kepler field of view. *arXiv e-prints*, arXiv:1309.0740
- Molnár, L., Szabó, R., Moskalik, P. A., Nemec, J. M., Guggenberger, E., Smolec, R., et al. (2015b). An RR Lyrae family portrait: 33 stars observed in Pisces with K2-E2. *Monthly Notices of the Royal Astronomical Society* 452, 4283–4296. doi:10.1093/mnras/stv1638
- Montet, B. T. and Simon, J. D. (2016). KIC 8462852 Faded throughout the Kepler Mission. *The Astrophysical Journal Letters* 830, L39. doi:10.3847/2041-8205/830/2/L39
- Moretti, M. I., Dall’Ora, M., Ripepi, V., Clementini, G., Di Fabrizio, L., Smith, H. A., et al. (2009). The Leo IV Dwarf Spheroidal Galaxy: Color-Magnitude Diagram and Pulsating Stars. *The Astrophysical Journal Letters* 699, L125–L129. doi:10.1088/0004-637X/699/2/L125
- Moskalik, P. and Buchler, J. R. (1990). Resonances and Period Doubling in the Pulsations of Stellar Models. *The Astrophysical Journal* 355, 590. doi:10.1086/168792
- Moskalik, P. and Kolaczowski, Z. (2008). Nonradial modes in classical cepheids. *Communications in Asteroseismology* 157, 343–344

- Moskalik, P., Nemec, J., Molnár, L., Plachy, E., Szabó, R., and Kolenberg, K. (2018). K2 Observations of Double-Mode RR Lyrae Stars. In *The RR Lyrae 2017 Conference. Revival of the Classical Pulsators: from Galactic Structure to Stellar Interior Diagnostics*, eds. R. Smolec, K. Kinemuchi, and R. I. Anderson. vol. 6, 162–166
- Moskalik, P., Smolec, R., Kolenberg, K., Molnár, L., Kurtz, D. W., Szabó, R., et al. (2015). Kepler photometry of RRC stars: peculiar double-mode pulsations and period doubling. *Monthly Notices of the Royal Astronomical Society* 447, 2348–2366. doi:10.1093/mnras/stu2561
- Nemec, J. M., Cohen, J. G., Ripepi, V., Derekas, A., Moskalik, P., Sesar, B., et al. (2013). Metal Abundances, Radial Velocities, and Other Physical Characteristics for the RR Lyrae Stars in The Kepler Field. *The Astrophysical Journal* 773, 181. doi:10.1088/0004-637X/773/2/181
- Nemec, J. M., Smolec, R., Benkő, J. M., Moskalik, P., Kolenberg, K., Szabó, R., et al. (2011). Fourier analysis of non-Blazhko ab-type RR Lyrae stars observed with the Kepler space telescope. *Monthly Notices of the Royal Astronomical Society* 417, 1022–1053. doi:10.1111/j.1365-2966.2011.19317.x
- Netzel, H. and Smolec, R. (2019). The census of non-radial pulsation in first-overtone RR Lyrae stars of the OGLE Galactic bulge collection. *Monthly Notices of the Royal Astronomical Society* 487, 5584–5592. doi:10.1093/mnras/stz1626
- Olech, A. and Moskalik, P. (2009). Double mode RR Lyrae stars in Omega Centauri. *Astronomy & Astrophysics* 494, L17–L20. doi:10.1051/0004-6361:200811441
- Pál, A. (2012). FITSH- a software package for image processing. *Monthly Notices of the Royal Astronomical Society* 421, 1825–1837. doi:10.1111/j.1365-2966.2011.19813.x
- Plachy, E., Benkő, J. M., Kolláth, Z., Molnár, L., and Szabó, R. (2014a). Non-linear dynamical analysis of the Blazhko effect with the Kepler space telescope: the case of V783 Cyg. *Monthly Notices of the Royal Astronomical Society* 445, 2810–2817. doi:10.1093/mnras/stu1943
- Plachy, E., Molnár, L., Bódi, A., Skarka, M., Szabó, P., Szabó, R., et al. (2019). Extended Aperture Photometry of K2 RR Lyrae stars. *The Astrophysical Journal Supplement Series* 244, 32. doi:10.3847/1538-4365/ab4132
- Plachy, E., Molnár, L., Jurkovic, M. I., Smolec, R., Moskalik, P. A., Pál, A., et al. (2017). First observations of W Virginis stars with K2: detection of period doubling. *Monthly Notices of the Royal Astronomical Society* 465, 173–179. doi:10.1093/mnras/stw2703
- Plachy, E., Molnár, L., Kolláth, Z., Benkő, J. M., and Kolenberg, K. (2014b). On the interchange of alternating-amplitude pulsation cycles. In *Precision Asteroseismology*, eds. J. A. Guzik, W. J. Chaplin, G. Handler, and A. Pigulski. vol. 301 of *IAU Symposium*, 473–474. doi:10.1017/S1743921313015111
- Plachy, E., Molnár, L., Szabó, R., Kolenberg, K., and Banyai, E. (2016). Target selection of classical pulsating variables for space-based photometry. *Communications of the Konkoly Observatory Hungary* 105, 19–22
- Pojmanski, G. (2002). The All Sky Automated Survey. Catalog of Variable Stars. I. 0 h - 6 h Quarter of the Southern Hemisphere. *Acta Astronomica* 52, 397–427
- Prudil, Z. and Skarka, M. (2017). Blazhko effect in the Galactic bulge fundamental mode RR Lyrae stars - I. Incidence rate and differences between modulated and non-modulated stars. *Monthly Notices of the Royal Astronomical Society* 466, 2602–2613. doi:10.1093/mnras/stw3231
- Prudil, Z., Skarka, M., Liška, J., Grebel, E. K., and Lee, C. U. (2019). Candidates for RR Lyrae in binary systems from the OGLE Galactic bulge survey. *Monthly Notices of the Royal Astronomical Society* 487, L1–L6. doi:10.1093/mnras/lsz069
- Prudil, Z., Smolec, R., Skarka, M., and Netzel, H. (2017). Peculiar double-periodic pulsation in RR Lyrae stars of the OGLE collection - II. Short-period stars with a dominant radial fundamental mode. *Monthly*

- Notices of the Royal Astronomical Society* 465, 4074–4084. doi:10.1093/mnras/stw3010
- Rauer, H., Catala, C., Aerts, C., Appourchaux, T., Benz, W., Brandeker, A., et al. (2014). The PLATO 2.0 mission. *Experimental Astronomy* 38, 249–330. doi:10.1007/s10686-014-9383-4
- Ricker, G. R., Winn, J. N., Vanderspek, R., Latham, D. W., Bakos, G. Á., Bean, J. L., et al. (2015). Transiting Exoplanet Survey Satellite (TESS). *Journal of Astronomical Telescopes, Instruments, and Systems* 1, 014003. doi:10.1117/1.JATIS.1.1.014003
- Sesar, B., Ivezić, Ž., Stuart, J. S., Morgan, D. M., Becker, A. C., Sharma, S., et al. (2013). Exploring the Variable Sky with LINEAR. II. Halo Structure and Substructure Traced by RR Lyrae Stars to 30 kpc. *Astronomical Journal* 146, 21. doi:10.1088/0004-6256/146/2/21
- Smolec, R. (2016). Survey of non-linear hydrodynamic models of type-II Cepheids. *Monthly Notices of the Royal Astronomical Society* 456, 3475–3493. doi:10.1093/mnras/stv2868
- Smolec, R., Dziembowski, W., Moskalik, P., Netzel, H., Prudil, Z., Skarka, M., et al. (2017). “Petersen diagram revolution,” in European physical journal web of conferences. San Pedro de Atacama, Chile, Nov 28 – Dec 2, 2016 Vol. 152. 06003. doi:10.1051/epjconf/201715206003
- Smolec, R. and Moskalik, P. (2012). Period doubling and Blazhko modulation in BL Herculis hydrodynamic models. *Monthly Notices of the Royal Astronomical Society* 426, 108–119. doi:10.1111/j.1365-2966.2012.21678.x
- Smolec, R., Moskalik, P., Plachy, E., Soszyński, I., and Udalski, A. (2018). Diversity of dynamical phenomena in type II Cepheids of the OGLE collection. *Monthly Notices of the Royal Astronomical Society* 481, 3724–3749. doi:10.1093/mnras/sty2452
- Smolec, R., Soszyński, I., Moskalik, P., Udalski, A., Szymański, M. K., Kubiak, M., et al. (2012). Discovery of period doubling in BL Herculis stars of the OGLE survey. Observations and theoretical models. *Monthly Notices of the Royal Astronomical Society* 419, 2407–2423. doi:10.1111/j.1365-2966.2011.19891.x
- Soszyński, I., Smolec, R., Dziembowski, W. A., Udalski, A., Szymański, M. K., Wyrzykowski, Ł., et al. (2016a). Anomalous double-mode RR Lyrae stars in the Magellanic Clouds. *Monthly Notices of the Royal Astronomical Society* 463, 1332–1341. doi:10.1093/mnras/stw1933
- Soszyński, I., Udalski, A., Szymański, M. K., Wyrzykowski, Ł., Ulaczyk, K., Poleski, R., et al. (2016b). The OGLE Collection of Variable Stars. Over 45 000 RR Lyrae Stars in the Magellanic System. *Acta Astronomica* 66, 131–147
- Soszyński, I., Udalski, A., Wrona, M., Szymański, M. K., Pietrukowicz, P., Skowron, J., et al. (2019). Over 78 000 RR Lyrae Stars in the Galactic Bulge and Disk from the OGLE Survey. *Acta Astronomica* 69, 321–337. doi:10.32023/0001-5237/69.4.2
- Stellingwerf, R. F., Nemec, J. M., and Moskalik, P. (2013). The Kepler RR Lyrae SC data set: period variation and Blazhko effect. in 40 years of variable stars: a celebration of contributions by Horace A. Smith conference proceedings of the regional variable star conference, East Lansing, MI, May 30–31. 2013, Editor K. Kinemuchi, C.A. Kuehn, N. De Lee, and H. A. Smith.
- Szabó, R., Benkő, J. M., Paparó, M., Chapellier, E., Poretti, E., Baglin, A., et al. (2014). Revisiting CoRoT RR Lyrae stars: detection of period doubling and temporal variation of additional frequencies. *Astronomy & Astrophysics* 570, A100. doi:10.1051/0004-6361/201424522
- Szabó, R., Kolláth, Z., Molnár, L., Kolenberg, K., Kurtz, D. W., Bryson, S. T., et al. (2010). Does Kepler unveil the mystery of the Blazhko effect? First detection of period doubling in Kepler Blazhko RR Lyrae stars. *Monthly Notices of the Royal Astronomical Society* 409, 1244–1252. doi:10.1111/j.1365-2966.2010.17386.x

- Szabó, R., Molnár, L., Kołaczowski, Z., Moskalik, P., Ivezić, Ž., Udalski, A., et al. (2013). The Kepler-SEP Mission: Harvesting the South Ecliptic Pole large-amplitude variables with Kepler. *arXiv e-prints*, arXiv:1309.0741
- Szabó, R., Szabados, L., Ngeow, C. C., Smolec, R., Derekas, A., Moskalik, P., et al. (2011). Cepheid investigations using the Kepler space telescope. *Monthly Notices of the Royal Astronomical Society* 413, 2709–2720. doi:10.1111/j.1365-2966.2011.18342.x
- Templeton, M. R. and Henden, A. A. (2007). Multicolor Photometry of the Type II Cepheid Prototype W Virginis. *Astronomical Journal* 134, 1999. doi:10.1086/522945
- Van Cleve, J. E., Howell, S. B., Smith, J. C., Clarke, B. D., Thompson, S. E., Bryson, S. T., et al. (2016). That's How We Roll: The NASA K2 Mission Science Products and Their Performance Metrics. *Publications of the Astronomical Society of the Pacific* 128, 075002. doi:10.1088/1538-3873/128/965/075002
- Van Hoolst, T., Dziembowski, W. A., and Kawaler, S. D. (1998). Unstable non-radial modes in radial pulsators: theory and an example. *Monthly Notices of the Royal Astronomical Society* 297, 536–544. doi:10.1046/j.1365-8711.1998.01540.x
- Weiss, W. W., Rucinski, S. M., Moffat, A. F. J., Schwarzenberg-Czerny, A., Koudelka, O. F., Grant, C. C., et al. (2014). BRITe-Constellation: Nanosatellites for Precision Photometry of Bright Stars. *Publications of the Astronomical Society of the Pacific* 126, 573. doi:10.1086/677236
- Woźniak, P. R., Vestrand, W. T., Akerlof, C. W., Balsano, R., Bloch, J., Casperson, D., et al. (2004). Northern Sky Variability Survey: Public Data Release. *Astronomical Journal* 127, 2436–2449. doi:10.1086/382719