

The Weak Galerkin Finite Element Method for the Transport-Reaction Equation

Tie Zhang*, Shangyou Zhang†

**Department of Mathematics, Northeastern University, Shenyang 110004, China*

†*Department of Mathematical Sciences, University of Delaware, Delaware, 19716, USA*

Abstract

We present and analyze a weak Galerkin finite element method for solving the transport-reaction equation in d space dimensions. This method is highly flexible by allowing the use of discontinuous finite element on general meshes consisting of arbitrary polygon/polyhedra. We derive the L_2 -error estimate of $O(h^{k+\frac{1}{2}})$ -order for the discrete solution when the k th-order polynomials are used for $k \geq 0$. Moreover, for a special class of meshes, we also obtain the optimal error estimate of $O(h^{k+1})$ -order in the L_2 -norm. A derivative recovery formula is presented to approximate the convection directional derivative and the corresponding superconvergence estimate is given. Numerical examples on compatible and non-compatible meshes are provided to show the effectiveness of this weak Galerkin method.

Keywords: Weak Galerkin method; transport-reaction equation; optimal error estimate; derivative approximation; superconvergence

2000 MSC: 65M60, 65N30, 65N12

1. Introduction

In this work, we study a weak Galerkin finite element (WG) method for solving the transport-reaction equation

$$\begin{cases} \nabla \cdot (\beta u) + \alpha u = f, & \text{in } \Omega, \\ u = g, & \text{on } \partial\Omega_-, \end{cases} \quad (1.1)$$

*Corresponding author at: Department of Mathematics, Northeastern University, Shenyang 110004, China. *E-mail address* : ztmath@163.com (T. Zhang). Tel & Fax: +86-024-83680949.

where $\nabla \cdot$ is the divergence operator, $\Omega \subset R^d$ ($d = 2, 3$) is a polygonal ($d = 2$) or polyhedral ($d = 3$) domain with boundary $\partial\Omega$, $\partial\Omega_- = \{x \in \partial\Omega : \beta(x) \cdot \mathbf{n}(x) < 0\}$ and $\mathbf{n}(x)$ is the outward unit normal vector at the point $x \in \partial\Omega$. This equation is commonly used to model the neutron transport process. In this case, function $u(x)$ represents the flux of neutrons at point x in the angular direction β , α is the nuclear cross section and the source term f stands for the scattering and the fission. The boundary condition means that neutrons are entering the system from inflow boundary $\partial\Omega_-$.

Equation (1.1) is a typical first order hyperbolic equation. It is well known that just for problem (1.1), the original discontinuous Galerkin finite element (DG) method was presented by Reed and Hill in 1973 [13]. Since then, many research works have been done for the DG method solving problem (1.1). The first mathematical analysis of this original DG method was given by Lesaint and Raviart [7]. They showed that the DG scheme can be solved in an explicit fashion if β is constant and the convergence rate is of $O(h^k)$ -order when the k th-order polynomials are used. Later on, Johnson and Pitkaranta [6] improved this convergence rate to $O(h^{k+\frac{1}{2}})$ -order. Peterson in [12] further proved that under quasi-uniform triangulation condition, the $O(h^{k+\frac{1}{2}})$ -order convergence is sharp, namely, the standard convergence rate of the DG method for problem (1.1) is of $O(h^{k+\frac{1}{2}})$ -order, also see Richter's work [15].

On the other hand, in a diametrically opposed effort, some improved error estimates or optimal convergence rate are achieved on special meshes. In 1988, Richter [14] showed that, in the two-dimensional case, the L_2 -error estimate of $\|u - u_h\| \leq Ch^{k+1}\|u\|_{k+2}$ can be obtained for semi-uniform triangle meshes with the assumption that all element edges are bounded away from the characteristic direction β , that is, the triangulation T_h satisfies $|\beta \cdot \mathbf{n}(x)| \geq c_0 > 0$ on all element edges. Cockburn et. al. in [2] proved that if β is a constant vector and the triangulation T_h satisfies the so called *flow condition*, then it holds $\|u - u_h\| \leq Ch^{k+1}|u|_{k+1}$. Furthermore, Cockburn et. al. in [3] relaxed the constant vector β to variable $\beta(x)$ (also see [21]) by adding extra regularity condition of $u \in W^{k+1, \infty}(\Omega)$.

Recently, the WG method has attracted much attention in the field of numerical partial differential equations [1, 5, 8, 9, 10, 11, 16, 17, 18, 19, 20, 23, 24]. This method

was introduced and analyzed originally by Wang and Ye in [16] for second order elliptic problems. In general, a WG can be considered as an extension of the standard finite element method or DG method where the classical derivatives are replaced in the variational equation by the weakly defined derivatives on discontinuous weak functions. The main feature of this method is that: (1) the weak finite element function $u_h = \{u_h^0, u_h^b\}$ is used where u_h^0 is the value of u_h in the interior of element and u_h^b is the value of u_h on the element boundary. Function u_h^0 is totally discontinuous on the partition and u_h^b may be independent with u_h^0 ; (2) the weak derivatives are introduced as the distributional derivative of the finite element functions; The readers are referred to articles [8, 10, 17] for more detailed explanation of this method and its relation with other finite element methods. Although, WG methods have been analyzed for various partial differential equations, for example, the elliptic, parabolic, biharmonic, Stokes and Navier-Stokes equations, et.al., to authors' best knowledge, no WG method is presented for first order hyperbolic problem (1.1) in existing literatures.

In this paper, we will present and analyze a new WG method for solving problem (1.1) using the k th-order polynomials. We first construct the WG scheme. Then, we study the stability and approximation properties of the WG solution. For shape regular meshes consisting of arbitrary polygon/polyhedra, we derive the L_2 -error estimate for the WG solution $u_h = \{u_h^0, u_h^b\}$:

$$\|u - u_h^0\| \leq Ch^{k+\frac{1}{2}}|u|_{k+1}, \quad k \geq 0, \quad (1.2)$$

and for a special class of meshes (see condition (3.10)), we derive the optimal error estimate:

$$\|u - u_h^0\| \leq Ch^{k+1}|u|_{k+1}, \quad k \geq 0. \quad (1.3)$$

Next, we consider the derivative approximation of the WG solution. By establishing a very simple derivative recovery formula for the convection directional derivative $\partial_\beta u = \beta \cdot \nabla u$, we obtain the superconvergence results:

$$\|\partial_\beta u - R_h(\partial_\beta u)\| \leq Ch^{k+\frac{1}{2}}|u|_{k+1}, \quad k \geq 0, \quad (1.4)$$

and for meshes with condition (3.10),

$$\|\partial_\beta u - R_h(\partial_\beta u)\| \leq Ch^{k+1}|u|_{k+1}, \quad k \geq 0, \quad (1.5)$$

where $R_h(\partial_\beta u)$ is the recovery values of $\partial_\beta u$, and $R_h(\partial_\beta u)$ can be computed by means of u_h explicitly, element by element. Our work provides an approach to develop the WG method for first order hyperbolic problems.

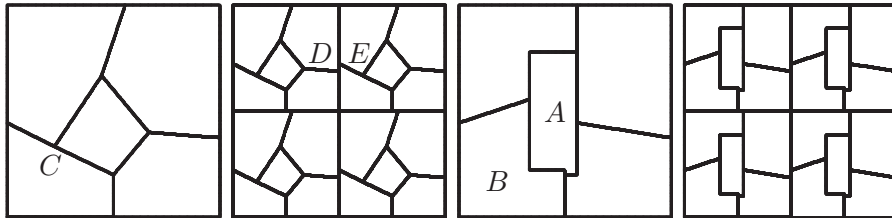


Fig. 1. Four non-compatible, arbitrary-shaped polygonal grids used in the computation of this paper.

We would emphasize that the WG method can use non-compatible arbitrary-shaped polygonal grids, with only maximal size restriction of h , see Fig. 1. In these grids, an polygon can have some arbitrarily short edges (A in Fig. 1), can be non-convex (B in Fig. 1), can have 180 degree internal angles (C in Fig. 1), and can have non-common edges when intersecting neighboring polygons (D and E in Fig. 1). Such grids are used in our numerical experiment in Section 5.

The rest of this paper is organized as follows. In Section 2, we construct the WG scheme for problem (1.1) and show the well-posedness of this WG scheme. In Section 3, we give the supoptimal and optimal error estimates for the WG approximation under different mesh conditions. Section 4 is devoted to the derivative approximation of the exact solution by using the derivative recovery formula and the corresponding error estimate is given. Numerical examples are provided in Section 5 to support our theoretical analysis. Some conclusions are given in Section 6.

Throughout this paper, we adopt the notations $H^m(D)$ to indicate the usual Sobolev spaces on subdomain $D \subset \Omega$ equipped with the norm $\|\cdot\|_{m,D}$ and semi-norm $|\cdot|_{m,D}$, and when $D = \Omega$, we omit the subscript D . The inner product and norm in space $H^0(\Omega) = L_2(\Omega)$ are denoted by (\cdot, \cdot) and $\|\cdot\|$, respectively. We use letter C to represent a generic positive constant, independent of the mesh size h .

2. Weak Galerkin finite element scheme

Consider problem (1.1). For well-posedness (see, e.g., [4]), we assume that $\beta \in [W_\infty^1(\Omega)]^d$, $\alpha \in L_\infty(\Omega)$, $f \in L_2(\Omega)$, $g \in L_2(\partial\Omega_-)$, and

$$\alpha + \frac{1}{2}\operatorname{div}\beta = \sigma(x) \geq \sigma_0 > 0, \quad x \in \Omega. \quad (2.1)$$

Let $T_h = \bigcup\{K\}$ be a partition of domain Ω that consists of arbitrary polygons/polyhedra, where the mesh size $h = \max h_K$, h_K is the diameter of element K . Assume that the partition T_h is shape regular defined by a set of conditions given in [17].

First, let us recall the concepts of weak function and weak divergence (see, e.g., [16, 17]) which will then be employed to derive a weak Galerkin finite element scheme for problem (1.1). A weak function on element K refers to a function $v = \{v^0, v^b\}$ with $v^0 = v|_K \in L_2(K)$ and $v^b = v|_{\partial K} \in L_2(\partial K)$. Note that for a weak function $v = \{v^0, v^b\}$, v^b may not be necessarily the trace of v^0 on element boundary ∂K .

Introduce the weak Galerkin finite element spaces on partition T_h :

$$\begin{aligned} V_h &= \{v = \{v^0, v^b\} : v^0|_K \in P_k(K), v^b|_e \in P_k(e), e \subset \partial K, K \in T_h\}, k \geq 0, \\ V_h^0 &= \{v = \{v^0, v^b\} \in V_h : v^b|_{\partial\Omega_-} = 0\}, \end{aligned}$$

where $P_k(D)$ is the space composed of all polynomials on a set D with degree no more than k . We emphasize that in space V_h , v^b is set to be single valued on each edge/face e . On the other hand, the component v^0 is defined element-wise and completely discontinuous on T_h . In a certain sense, a weak finite element function $v = \{v^0, v^b\} \in V_h$ is formed with its components inside all elements glued together by its components on all edges.

For given $v = \{v^0, v^b\} \in V_h$, we define a *weak divergence* $\nabla_w \cdot (\beta v)|_K \in P_k(K)$ related to β on $K \in T_h$ as the unique solution of the following equation:

$$\int_K \nabla_w \cdot (\beta v) q dx = - \int_K v^0 \beta \cdot \nabla q dx + \int_{\partial K} \beta \cdot \mathbf{n} v^b q ds, \quad \forall q \in P_k(K), K \in T_h. \quad (2.2)$$

Given a function u with sufficient regularity, one can find an approximation to u by either interpolation or projection in a standard finite element space. In the WG space

V_h , we will use a locally defined projection of u as its basic approximation. Specifically, let $Q_0 : u \in L_2(K) \rightarrow Q_0u \in P_k(K)$ be the local L_2 projection operator such that

$$(u - Q_0u, q)_K = 0, \quad \forall q \in P_k(K), \quad K \in T_h. \quad (2.3)$$

It can be shown that [21, Theorem 1.1]

$$\|u - Q_0u\|_{s,K} \leq Ch_K^{m-s} \|u\|_{m,K}, \quad 0 \leq s \leq m \leq k+1. \quad (2.4)$$

The L_2 projection operator $Q_b : L_2(e) \rightarrow P_k(e)$, $e \subset \partial K$ can be similarly defined on the edges of element $K \in T_h$. Now, we define a projection operator $Q_h : u \in H^1(\Omega) \rightarrow Q_hu \in V_h$ by its action on each element K such that

$$Q_hu|_K = \{Q_0u, Q_bu\}, \quad K \in T_h. \quad (2.5)$$

Let $\partial\Omega_{\pm} = \{x \in \partial\Omega : \pm\beta(x) \cdot \mathbf{n}(x) > 0\}$ and $\partial K_{\pm} = \{x \in \partial K : \pm\beta(x) \cdot \mathbf{n}(x) > 0\}$. Then, $\partial\Omega_+$ ($\partial\Omega_-$) is called the outflow (inflow) boundary of domain Ω with respect to vector β , similarly, ∂K_+ (∂K_-) is called the outflow (inflow) boundary of element K . Furthermore, a face e is called the outflow (inflow) face of element K if $e \subset \partial K_+$ (∂K_-). Denote the sets $\partial T_h = \bigcup\{\partial K : K \in T_h\}$ and $\partial_{\pm}T_h = \bigcup\{\partial K_{\pm} : K \in T_h\}$. For simplicity, we use the following notations,

$$\begin{aligned} (w, v)_{T_h} &= \sum_{K \in T_h} (w, v)_K, \quad \langle w, v \rangle_{\partial T_h} = \sum_{K \in T_h} \langle w, v \rangle_{\partial K} = \sum_{K \in T_h} \int_{\partial K} wvds, \\ \langle w, v \rangle_{\partial_{\pm}T_h} &= \sum_{K \in T_h} \langle w, v \rangle_{\partial K_{\pm}} = \sum_{K \in T_h} \int_{\partial K_{\pm}} wvds, \quad \langle w, v \rangle_{\partial\Omega_{\pm}} = \int_{\partial\Omega_{\pm}} wvds. \end{aligned}$$

Introduce the bilinear form for $w = \{w^0, w^b\}$, $v = \{v^0, v^b\} \in V_h$,

$$a(w, v) = (\nabla_w \cdot (\beta w), v^0)_{T_h} + (\alpha w^0, v^0)_{T_h} + s(w, v), \quad (2.6)$$

where the stabilizer

$$s(w, v) = \langle \beta \cdot \mathbf{n}(w^0 - w^b), v^0 - v^b \rangle_{\partial_+T_h}.$$

WEAK GALERKIN METHOD: a weak Galerkin finite element approximation for problem (1.1) is to find $u_h = \{u_h^0, u_h^b\} \in V_h$ with $u_h^b|_{\partial\Omega_-} = Q_b g$ such that

$$a(u_h, v) = (f, v^0)_{T_h}, \quad \forall v = \{v^0, v^b\} \in V_h^0. \quad (2.7)$$

Remark 2.1 It should be pointed out that when $\beta \cdot \mathbf{n} = 0$ on some edge/face e , the WG equation (2.7) does not contain the unknown $u_h^b|_e$. In this case, we will eliminate the degree of freedom $v^b|_e$ in space V_h or the corresponding basis functions on edge e in space V_h .

Lemma 2.1. For $v = \{v^0, v^b\} \in V_h^0$, it holds

$$a(v, v) = (\sigma v^0, v^0)_{T_h} + \frac{1}{2} \langle |\beta \cdot \mathbf{n}| (v^0 - v^b), v^0 - v^b \rangle_{\partial T_h} + \frac{1}{2} \langle |\beta \cdot \mathbf{n}| v^b, v^b \rangle_{\partial \Omega_+}. \quad (2.8)$$

Proof. By definition (2.2) and the Green's formula, we have for $w, v \in V_h^0$,

$$\begin{aligned} (\nabla_w \cdot (\beta w), v^0)_K &= -(w^0, \beta \cdot \nabla v^0)_K + \langle \beta \cdot \mathbf{n} w^b, v^0 \rangle_{\partial K} \\ &= (\nabla \cdot \beta w^0, v^0)_K + (\beta \cdot \nabla w^0, v^0)_K - \langle \beta \cdot \mathbf{n} w^0, v^0 \rangle_{\partial K} + \langle \beta \cdot \mathbf{n} w^b, v^0 \rangle_{\partial K} \\ &= (\nabla \cdot \beta w^0, v^0)_K - (\nabla_w \cdot (\beta v), w^0)_K + \langle \beta \cdot \mathbf{n} v^b, w^0 \rangle_{\partial K} - \langle \beta \cdot \mathbf{n} (w^0 - w^b), v^0 \rangle_{\partial K} \\ &= (\nabla \cdot \beta w^0, v^0)_K - (\nabla_w \cdot (\beta v), w^0)_K - \langle \beta \cdot \mathbf{n} (w^0 - w^b), v^0 - v^b \rangle_{\partial K} + \langle \beta \cdot \mathbf{n} v^b, w^b \rangle_{\partial K}. \end{aligned}$$

Which implies

$$(\nabla_w \cdot (\beta v), v^0)_{T_h} = \frac{1}{2} (\nabla \cdot \beta v^0, v^0)_{T_h} - \frac{1}{2} \langle \beta \cdot \mathbf{n} (v^0 - v^b), v^0 - v^b \rangle_{\partial T_h} + \frac{1}{2} \langle \beta \cdot \mathbf{n} v^b, v^b \rangle_{\partial \Omega_+},$$

where we have used the fact that for $v \in V_h^0$, v^b is single valued on each face $e \subset \partial K$ and $v^b|_{\partial \Omega_-} = 0$ such that $\langle \beta \cdot \mathbf{n} v^b, v^b \rangle_{\partial T_h} = \langle \beta \cdot \mathbf{n} v^b, v^b \rangle_{\partial \Omega_+}$. Hence, it yields from (2.6) that

$$\begin{aligned} a(v, v) &= (\sigma v^0, v^0)_{T_h} - \frac{1}{2} \langle \beta \cdot \mathbf{n} (v^0 - v^b), v^0 - v^b \rangle_{\partial T_h} + \frac{1}{2} \langle \beta \cdot \mathbf{n} v^b, v^b \rangle_{\partial \Omega_+} + s(v, v) \\ &= (\sigma v^0, v^0)_{T_h} - \frac{1}{2} \langle \beta \cdot \mathbf{n} (v^0 - v^b), v^0 - v^b \rangle_{\partial T_h} \\ &\quad + \frac{1}{2} \langle \beta \cdot \mathbf{n} (v^0 - v^b), v^0 - v^b \rangle_{\partial T_h} + \frac{1}{2} \langle \beta \cdot \mathbf{n} v^b, v^b \rangle_{\partial \Omega_+} \\ &= (\sigma v^0, v^0)_{T_h} + \frac{1}{2} \langle |\beta \cdot \mathbf{n}| (v^0 - v^b), v^0 - v^b \rangle_{\partial T_h} + \frac{1}{2} \langle |\beta \cdot \mathbf{n}| v^b, v^b \rangle_{\partial \Omega_+}. \end{aligned}$$

The proof is completed. \square

Introduce the norm notation: $\|v\| = a^{\frac{1}{2}}(v, v)$, that is,

$$\|v\|^2 = (\sigma v^0, v^0)_{T_h} + \frac{1}{2} \langle |\beta \cdot \mathbf{n}| (v^0 - v^b), v^0 - v^b \rangle_{\partial T_h} + \frac{1}{2} \langle |\beta \cdot \mathbf{n}| v^b, v^b \rangle_{\partial \Omega_+}. \quad (2.9)$$

Lemma 2.2. For $v \in V_h^0$, $\|v\|$ defines a norm on space V_h^0 and weak Galerkin finite element equation (2.7) has one unique solution.

Proof. Let $\|v\| = 0$. Then, we have from (2.9) that $v^0 = 0$ and $\langle |\beta \cdot \mathbf{n}| v^b, v^b \rangle_{\partial T_h} = 0$

which implies $v^b = 0$, therefore, $v = \{v^0, v^b\} = 0$ holds such that $|||v|||$ is a norm on space V_h^0 . Next, let u_h be a solution of problem (2.7) with $f = g = 0$. Then, $u_h \in V_h^0$ and $a(u_h, u_h) = |||u_h|||^2 = 0$, that is, the linear homogeneous problem (2.7) only has zero solution. \square

By Lemma 2.1 and the Cauchy inequality, we can obtain the stability estimate for WG equation (2.7)

$$|||u_h||| \leq \frac{1}{\sqrt{\sigma_0}} \|f\|.$$

3. Error Analysis

In this section, we do the error analysis for the WG method. We will derive the supoptimal L_2 -error estimates for general mesh and optimal L_2 -error estimate for special mesh.

3.1. Error estimate on general meshes

For any function $u \in H^1(K)$, the following trace inequality holds.

$$\|u\|_{L_2(e)}^2 \leq C(h_K^{-1}\|u\|_{0,K}^2 + h_K\|\nabla u\|_{0,K}^2), \quad e \subset \partial K, \quad K \in T_h. \quad (3.1)$$

Lemma 3.1. *Let $u \in H^1(\Omega)$. Then it holds true*

$$(\nabla \cdot (\beta u), v^0) = (\nabla_w \cdot (\beta Q_h u), v^0)_{T_h} - l_1(u, v) + l_2(u, v), \quad \forall v = \{v^0, v^b\} \in V_h^0, \quad (3.2)$$

where

$$l_1(u, v) = (u - Q_0 u, \beta \cdot \nabla v^0)_{T_h},$$

$$l_2(u, v) = \langle \beta \cdot \mathbf{n}(u - Q_b u), v^0 - v^b \rangle_{\partial T_h} + \langle \beta \cdot \mathbf{n}(u - Q_b u), v^b \rangle_{\partial \Omega_+}.$$

Proof. From the Green's formula, definition (2.5) of projection Q_h and definition (2.2) of the weak divergence, we have

$$\begin{aligned}
(\nabla \cdot (\beta u), v^0) &= -(u, \beta \cdot \nabla v^0)_{T_h} + \langle \beta \cdot \mathbf{n}u, v^0 \rangle_{\partial T_h} \\
&= -(Q_0 u, \beta \cdot \nabla v^0)_{T_h} - l_1(u, v) + \langle \beta \cdot \mathbf{n}Q_b u, v^0 \rangle_{\partial T_h} - \langle \beta \cdot \mathbf{n}Q_b u, v^0 \rangle_{\partial T_h} \\
&\quad + \langle \beta \cdot \mathbf{n}u, v^0 - v^b \rangle_{\partial T_h} + \langle \beta \cdot \mathbf{n}u, v^b \rangle_{\partial T_h} \\
&= (\nabla_w \cdot (\beta Q_h u), v^0)_{T_h} - l_1(u, v) + \langle \beta \cdot \mathbf{n}(u - Q_b u), v^0 \rangle_{\partial T_h} \\
&\quad - \langle \beta \cdot \mathbf{n}(u - Q_b u), v^b \rangle_{\partial T_h} + \langle \beta \cdot \mathbf{n}(u - Q_b u), v^b \rangle_{\partial T_h} \\
&= (\nabla_w \cdot (\beta Q_h u), v^0)_{T_h} - l_1(u, v) + l_2(u, v),
\end{aligned}$$

where we have used the fact $v^b|_{\partial\Omega_-} = 0$. \square

Using Lemma 3.1, equation (1.1) and definition (2.6) of $a(u, v)$, we immediately obtain the following result.

Lemma 3.2. *Let $u \in H^1(\Omega)$ be the solution of problem (1.1). Then we have*

$$a(Q_h u, v) = (f, v^0)_{T_h} + l_1(u, v) - l_2(u, v) + l_3(u, v) + s(Q_h u, v), \quad \forall v \in V_h^0, \quad (3.3)$$

where $l_3(u, v) = (\alpha(Q_0 u - u), v^0)_{T_h}$.

Proof. From equation (1.1) and Lemma 3.1, we obtain

$$(\nabla_w \cdot (\beta Q_h u), v^0)_{T_h} + (\alpha u, v^0)_{T_h} - l_1(u, v) + l_2(u, v) = (f, v^0)_{T_h},$$

or

$$\begin{aligned}
&(\nabla_w \cdot (\beta Q_h u), v^0)_{T_h} + (\alpha Q_0 u, v^0)_{T_h} + s(Q_h u, v) \\
&= (f, v^0)_{T_h} + l_1(u, v) - l_2(u, v) + (\alpha(Q_0 u - u), v^0)_{T_h} + s(Q_h u, v).
\end{aligned}$$

Combining this with the definition (2.6) of $a(u, v)$, the proof is completed. \square

Now, we are in the position to derive the error estimate for the WG solution u_h .

Theorem 3.1. *Assume that T_h is a shape regular partition and let $u \in H^{k+1}(\Omega)$ ($k \geq 0$) and $u_h \in V_h$ be the solutions of problems (1.1) and the WG equation (2.7), respectively. Then, the following error estimate holds.*

$$|||Q_h u - u_h||| \leq Ch^{k+\frac{1}{2}}|u|_{k+1}, \quad k \geq 0. \quad (3.4)$$

Proof. Denote the error function by $e_h = Q_h u - u_h \in V_h^0$. From equation (2.7) and (3.3), we obtain

$$a(e_h, v) = l_1(u, v) - l_2(u, v) + l_3(u, v) + s(Q_h u, v), \quad v \in V_h^0. \quad (3.5)$$

Below we estimate terms $l_i(u, v)$ ($i = 1, 2, 3$) and $s(Q_h u, v)$. It follows from the definition of Q_0 and the finite element inverse inequality: $\|\nabla v^0\|_{0,K} \leq Ch_K^{-1}\|v^0\|_{0,K}$,

$$\begin{aligned} |l_1(u, v) + l_3(u, v)| &= |(u - Q_0 u, (\beta - \beta^c) \cdot \nabla v^0)_{T_h} + (\alpha(u - Q_0 u), v^0)_{T_h}| \\ &\leq C \sum_{K \in T_h} h_K^{k+1} |u|_{k+1, K} h_K \|\nabla v^0\|_{0,K} + Ch^{k+1} |u|_{k+1} \|v^0\| \leq Ch^{k+1} |u|_{k+1} \|v\|, \end{aligned} \quad (3.6)$$

where β^c is the piecewise constant approximation of β on T_h . Next, it follows from the definition of Q_b ,

$$\|u - Q_b u\|_{L_2(e)}^2 = \int_e (u - Q_b u)(u - Q_0 u) ds \leq \|u - Q_b u\|_{L_2(e)} \|u - Q_0 u\|_{L_2(e)}, \quad e \subset \partial K,$$

which implies $\|u - Q_b u\|_{L_2(e)} \leq \|u - Q_0 u\|_{L_2(e)}$. Then, we have by using the trace inequality,

$$\begin{aligned} |l_2(u, v)| &= \langle \beta \cdot \mathbf{n}(u - Q_b u), v^0 - v^b \rangle_{\partial T_h} + \langle \beta \cdot \mathbf{n}(u - Q_b u), v^b \rangle_{\partial \Omega_+} \\ &\leq \left(|\beta|_\infty \sum_{K \in T_h} \|u - Q_0 u\|_{0, \partial K}^2 \right)^{\frac{1}{2}} \|v\| \leq Ch^{k+\frac{1}{2}} |u|_{k+1} \|v\|, \end{aligned} \quad (3.7)$$

and

$$\begin{aligned} s(Q_h u, v) &= \langle \beta \cdot \mathbf{n}(Q_0 u - u + u - Q_b u), v^0 - v^b \rangle_{\partial_+ T_h} \\ &\leq \left(\sum_{K \in T_h} \|\beta \cdot \mathbf{n}\|^{\frac{1}{2}} (Q_0 u - u + u - Q_b u) \|_{0, \partial K}^2 \right)^{\frac{1}{2}} \left(\sum_{K \in T_h} \|\beta \cdot \mathbf{n}\|^{\frac{1}{2}} (v^0 - v^b) \|_{0, \partial K}^2 \right)^{\frac{1}{2}} \\ &\leq \left(\sum_{K \in T_h} 2|\beta|_\infty \|Q_0 u - u\|_{0, \partial K}^2 \right)^{\frac{1}{2}} \|v\| \leq Ch^{k+\frac{1}{2}} |u|_{k+1} \|v\|. \end{aligned} \quad (3.8)$$

Substituting (3.6)–(3.8) into (3.5), it yields

$$|a(e_h, v)| \leq Ch^{k+\frac{1}{2}} |u|_{k+1} \|v\|, \quad v \in V_h^0.$$

Taking $v = e_h \in V_h^0$ and using Lemma 2.1, it yields

$$\|e_h\|^2 = a(e_h, e_h) \leq Ch^{k+\frac{1}{2}} |u|_{k+1} \|e_h\|.$$

The proof is completed. \square

From Theorem 3.1 and the triangle inequality, we immediately obtain the supoptimal L_2 -error estimate,

$$\|u - u_h^0\| \leq Ch^{k+\frac{1}{2}}|u|_{k+1}, \quad k \geq 0. \tag{3.9}$$

3.2. Error estimate on special meshes

In this subsection, we consider the optimal L_2 -error estimate of the WG solution under the special mesh condition.

Denote by \mathcal{E}_h the union of all element edges in T_h and set its subset

$$\mathcal{E}_h^0 = \{e \in \mathcal{E}_h : \text{there exists point } x_0 \in e \subset \partial K \text{ such that } |\beta \cdot \mathbf{n}(x_0)| \leq h_K\}$$

Obviously, if $x_0 \in e$ is such that $\beta(x_0) = 0$ or vector $\beta(x_0)$ is (almost) parallel to edge e , then $e \in \mathcal{E}_h^0$ holds true. It is possible that a face e is both an outflow face and a face in \mathcal{E}_h^0 .

Now, we introduce the following mesh condition for partition T_h :

$$\text{Each element } K \text{ has at most one outflow face } e_K^\perp \text{ in set } \partial K \setminus \mathcal{E}_h^0. \tag{3.10}$$

Fig.2 shows a triangulation satisfying the mesh condition (3.10).

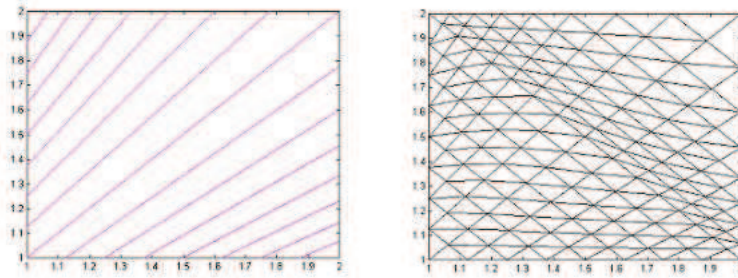


Fig. 2. The streamlines of $\beta = (x, y)$ (left) and the actual mesh satisfying condition (3.10)(right).

Note that condition (3.10) has no restriction on the number of outflow faces of each element K , some extra outflow faces (if exist) can be in \mathcal{E}_h^0 .

Remark 3.1 A requirement in the mesh condition (*flow condition*) given in [2, 3] for the DG method is that: "Each interior outflow face e_K^\perp is included in an inflow face of another element". This requirement implies that no hanging points are allowed on

interior outflow faces. Condition (3.10) has no such requirement and allows the partition with hanging points on outflow/inflow faces.

Remark 3.2 Let $\mathcal{E}_h^+ = \{e_K \subset \partial K_+ : \text{element } K \text{ has at least two outflow faces}\}$ and $\mathcal{E}_h^c = \mathcal{E}_h^+ / \mathcal{E}_h^0$. The *flow condition* in [3] also contains the following requirement:

$$\sum_{e_K \in \mathcal{E}_h^c} |e_K|^{\frac{d-2}{d-1}} \leq C. \quad (3.11)$$

When $\mathcal{E}_h^c \neq \emptyset$, using (3.11) and the additional assumption of $u \in W^{k+1,\infty}(\Omega)$, article [3] derived the $(k+1)$ th-order convergence. Under conditions of (3.10)-(3.11) and $u \in W^{k+1,\infty}(\Omega)$, we also can derive the same result. However, it is easy to make a partition to satisfy $\mathcal{E}_h^c = \emptyset$. Therefore, to show the optimality on both the convergence order and the regularity requirement (see Theorem 3.2), we have not considered the situation of $\mathcal{E}_h^c \neq \emptyset$.

To obtain the optimal error estimate, we still need to introduce a special projection. For $u \in H^1(\Omega)$, define the projection operator P_h^+ , retracted on each element $K \in T_h$, $P_h^+ u \in P_k(K)$ such that

$$\int_K (u - P_h^+ u) v \, dx = 0, \quad \forall v \in P_{k-1}(K), \quad (3.12)$$

$$\int_{e_K^+} (u - P_h^+ u) v \, ds = 0, \quad \forall v \in P_k(e_K^+), \quad (3.13)$$

where condition (3.12) is vacuous if $k = 0$. In (3.13), $e_K^+ \subset \partial K$ is the outflow face in set $\partial_+ T_h \setminus \mathcal{E}_h^0$ if such face exists (see condition (3.10)), otherwise we can select some face $e \subset \partial K$ as e_K^+ to define the projection $P_h^+ u$. This implies that all outflow faces in set $\partial_+ T_h \setminus \mathcal{E}_h^0$ have been selected to define $P_h^+ u$ in (3.13). Projection $P_h^+ u$ has been used in some articles [3, 22]. By the argument in [21, 22], we have the following result.

Lemma 3.3. *The projection function $P_h^+ u$ is well posed and satisfies the approximation property*

$$\|u - P_h^+ u\|_{0,K} + h_K^{\frac{1}{2}} \|u - P_h^+ u\|_{0,\partial K} \leq Ch_K^{k+1} |u|_{H^{k+1}(K)}, \quad k \geq 0, \quad K \in T_h. \quad (3.14)$$

By means of P_h^+ , we can introduce a new projection operator $Q_h^+ : u \in H^1(\Omega) \rightarrow Q_h^+ u \in V_h$ defined by

$$Q_h^+ = \{Q_0^+, Q_b\} \doteq \{P_h^+, Q_b\}.$$

It is easy to see that all analysis maintained above to hold if $Q_h u$ is replaced by projection $Q_h^+ u$.

Lemma 3.4. *For $e \subset \partial K$, it holds that when $e \in \mathcal{E}_h^0$,*

$$|\beta \cdot \mathbf{n}(x)| \leq (|\beta|_{1,\infty} + 1)h_K, \quad x \in e, \quad e \in \mathcal{E}_h^0, \quad (3.15)$$

and when $e \notin \mathcal{E}_h^0$,

$$|\beta \cdot \mathbf{n}(x)| > h_K, \quad x \in e, \quad e \notin \mathcal{E}_h^0. \quad (3.16)$$

Proof. We know that when $e \in \mathcal{E}_h^0$, there exists point $x_0 \in e$ such that $|(\beta \cdot \mathbf{n})(x_0)| \leq h_K$. Since $\mathbf{n}(x_0) = \mathbf{n}(x)$ on edge e , we obtain

$$|\beta \cdot \mathbf{n}(x)| \leq |(\beta(x) - \beta(x_0)) \cdot \mathbf{n}(x)| + |(\beta \cdot \mathbf{n})(x_0)| \leq h_K |\beta|_{1,\infty} + h_K, \quad x \in e,$$

this gives (3.15). Estimate (3.16) comes from the definition of \mathcal{E}_h^0 . \square

Theorem 3.2. *Assume that T_h is a shape regular partition satisfying the mesh condition (3.10) and let $u \in H^{k+1}(\Omega)$ ($k \geq 0$) and $u_h \in V_h$ be the solutions of problems (1.1) and WG equation (2.7), respectively. Then, we have the following optimal error estimate.*

$$\|u - u_h^0\| \leq Ch^{k+1}|u|_{k+1}, \quad k \geq 0. \quad (3.17)$$

Proof. Denote the error function by $e_h^+ = Q_h^+ u - u_h \in V_h^0$. From equation (3.5), we obtain

$$a(e_h^+, v) = l_1(u, v) - l_2(u, v) + l_3(u, v) + s(Q_h^+ u, v), \quad v \in V_h^0, \quad (3.18)$$

where $l_i(u, v)$ ($i = 1, 2, 3$) are given by (3.2)–(3.3) in which Q_0 is replaced by Q_0^+ . From the definition of operator Q_0^+ and the finite element inverse inequality, we have

$$\begin{aligned} |l_1(u, v)| &= |(u - Q_0^+ u, (\beta - \beta^c) \cdot \nabla v^0)_{T_h}| \leq Ch^{k+1}|u|_{k+1} \|v\|, \\ |l_3(u, v)| &= |(\alpha(u - Q_0^+ u), v^0)_{T_h}| \leq Ch^{k+1}|u|_{k+1} \|v\|. \end{aligned}$$

Next, we write

$$l_2(u, v) = \langle \beta \cdot \mathbf{n}(u - Q_b u), v^0 - v^b \rangle_{\partial T_h} + \langle \beta \cdot \mathbf{n}(u - Q_b u), v^b \rangle_{\partial \Omega_+} = S_1(u, v) + S_2(u, v),$$

where

$$\begin{aligned} S_1(u, v) &= \langle \beta \cdot \mathbf{n}(u - Q_b u), v^0 - v^b \rangle_{\mathcal{E}_h^0} + \langle \beta \cdot \mathbf{n}(u - Q_b u), v^0 - v^b \rangle_{\partial T_h \setminus \mathcal{E}_h^0}, \\ S_2(u, v) &= \langle \beta \cdot \mathbf{n}(u - Q_b u), v^b \rangle_{\partial \Omega_+ \cap \mathcal{E}_h^0} + \langle \beta \cdot \mathbf{n}(u - Q_b u), v^b \rangle_{\partial \Omega_+ \setminus \mathcal{E}_h^0}. \end{aligned}$$

First, it follows from (3.15) that

$$\begin{aligned} \langle \beta \cdot \mathbf{n}(u - Q_b u), v^0 - v^b \rangle_{\mathcal{E}_h^0} &\leq C \sum_{e \in \mathcal{E}_h^0} h_K^{\frac{1}{2}} \|u - Q_b u\|_{L_2(e)} \|\beta \cdot \mathbf{n}\|^{\frac{1}{2}} (v^0 - v^b)\|_{L_2(e)} \\ &\leq Ch^{k+1} |u|_{k+1} \|v\|. \end{aligned}$$

Next, it follows from the definition of Q^b and (3.16) that

$$\begin{aligned} &\langle \beta \cdot \mathbf{n}(u - Q_b u), v^0 - v^b \rangle_{\partial T_h \setminus \mathcal{E}_h^0} = \langle (\beta - \beta^c) \cdot \mathbf{n}(u - Q_b u), v^0 - v^b \rangle_{\partial T_h \setminus \mathcal{E}_h^0} \\ &\leq 2|\beta|_{1,\infty} \sum_{e \in \mathcal{E}_h \setminus \mathcal{E}_h^0} h_K^{\frac{1}{2}} \|u - Q_b u\|_{L_2(e)} \|h_K^{\frac{1}{2}} (v^0 - v^b)\|_{L_2(e)} \\ &\leq 2|\beta|_{1,\infty} \sum_{e \in \mathcal{E}_h \setminus \mathcal{E}_h^0} h_K^{\frac{1}{2}} \|u - Q_b u\|_{L_2(e)} \|\beta \cdot \mathbf{n}\|^{\frac{1}{2}} (v^0 - v^b)\|_{L_2(e)} \leq Ch^{k+1} |u|_{k+1} \|v\|. \end{aligned}$$

Thus, it yields

$$S_1(u, v) \leq Ch^{k+1} |u|_{k+1} \|v\|.$$

Similarly, $S_2(u, v) \leq Ch^{k+1} |u|_{k+1} \|v\|$ can be derived. Therefore, we obtain

$$|l_2(u, v)| \leq Ch^{k+1} |u|_{k+1} \|v\|.$$

Finally, we write $s(Q_h^+ u, v)$ as follows,

$$\begin{aligned} s(Q_h^+ u, v) &= \langle \beta \cdot \mathbf{n}(Q_0^+ u - Q_b u), v^0 - v^b \rangle_{\partial_+ T_h} = \langle \beta \cdot \mathbf{n}(Q_0^+ u - Q_b u), v^0 - v^b \rangle_{\partial_+ T_h \cap \mathcal{E}_h^0} \\ &\quad + \langle \beta \cdot \mathbf{n}(Q_0^+ u - Q_b u), v^0 - v^b \rangle_{\partial_+ T_h \setminus \mathcal{E}_h^0} = R_1(u, v) + R_2(u, v). \end{aligned}$$

First, it follows from (3.14) and (3.15) that

$$\begin{aligned} R_1(u, v) &\leq C \sum_{e \in \mathcal{E}_h^0} h_K^{\frac{1}{2}} \|Q_0^+ u - u + u - Q_b u\|_{L_2(e)} \|\beta \cdot \mathbf{n}\|^{\frac{1}{2}} (v^0 - v^b)\|_{L_2(e)} \\ &\leq Ch^{k+1} |u|_{k+1} \|v\|. \end{aligned}$$

Next, it follows from the definitions of operators $Q_0^+ = P_h^+$ and Q_b , and (3.16) that

$$\begin{aligned} R_2(u, v) &= \sum_{e_K^+ \in \partial_+ T_h \setminus \mathcal{E}_h^0} \langle (\beta - \beta^c) \cdot \mathbf{n}(Q_0^+ u - u + u - Q_b u), v^0 - v^b \rangle_{e_K^+} \\ &\leq |\beta|_{1,\infty} \sum_{e \in \mathcal{E}_h \setminus \mathcal{E}_h^0} h_K^{\frac{1}{2}} \|Q_0^+ u - u + u - Q_b u\|_{L_2(e)} \|h_K^{\frac{1}{2}} (v^0 - v^b)\|_{L_2(e)} \leq Ch^{k+1} |u|_{k+1} \|v\|. \end{aligned}$$

Together with estimate of $R_1(u, v)$, it yields

$$s(Q_h^+ u, v) \leq Ch^{k+1}|u|_{k+1}|||v|||.$$

Substituting estimates of $l_1(u, v) - l_3(u, v)$ and $s(Q_h^+ u, v)$ into (3.18) and taking $v = e_h^+$, we obtain

$$|||e_h^+|||^2 = a(e_h^+, e_h^+) \leq Ch^{k+1}|u|_{k+1}|||e_h^+|||, \quad k \geq 0, \quad (3.19)$$

which also implies

$$\|Q_0^+ u - u_h^0\| \leq Ch^{k+1}|u|_{k+1}, \quad k \geq 0. \quad (3.20)$$

The proof is completed by using the triangle inequality and the approximation property of operator $Q_0^+ = P_h^+$. \square

4. Recovery formula for the derivative approximation

In this section, we give the approximation to the convection directional derivative $\partial_\beta u = \beta \cdot \nabla u$ by using a very simple derivative recovery formula.

Let u_h be the WG solution of equation (2.7). Define the recovery formula of derivative $\partial_\beta u$ by

$$R_h(\partial_\beta u) = f - (\alpha + \nabla \cdot \beta)u_h^0. \quad (4.1)$$

Theorem 4.1. *Assume that T_h is a shape regular partition and $u \in H^{k+1}(\Omega)$ ($k \geq 0$) is the solution of problem (1.1). Then, the recovery derivative $R_h(\partial_\beta u)$ given by (4.1) admits the following superconvergence estimate.*

$$\|\partial_\beta u - R_h(\partial_\beta u)\| \leq Ch^{k+\frac{1}{2}}|u|_{k+1}, \quad k \geq 0. \quad (4.2)$$

Moreover, if partition T_h satisfies mesh condition (3.10), then the following superconvergence estimate holds

$$\|\partial_\beta u - R_h(\partial_\beta u)\| \leq Ch^{k+1}|u|_{k+1}, \quad k \geq 0. \quad (4.3)$$

Proof. From equations (1.1) and (4.1), we have

$$\partial_\beta u - R_h(\partial_\beta u) = -(\alpha + \nabla \cdot \beta)(u - u_h^0).$$

Hence, estimates (4.2) and (4.3) can be obtained by using (3.9) and (3.17), respectively, under different mesh conditions. \square

Compared with the equation to solve numerically the directional derivative $\partial_\beta u$ in the DG method [3], our recovery formula $R_h(\partial_\beta u)$ is very simple and it can be computed explicitly, element by element.

5. Numerical example

In this section, we present some numerical examples to show the effectiveness of this WG method.

Example 1 Meshes satisfying condition (3.10)

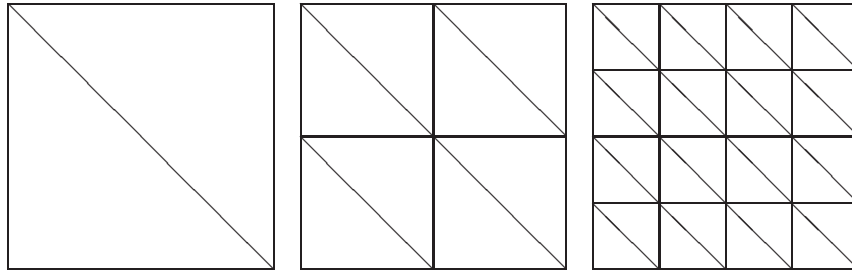


Fig. 3 The first three levels of grids for Example 1.

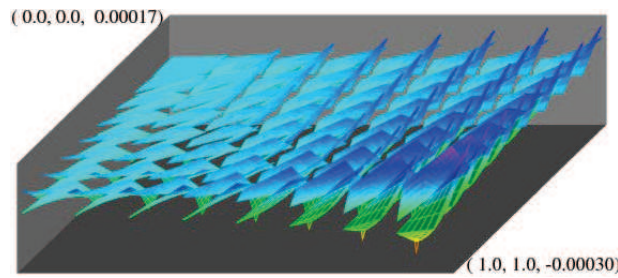


Fig. 4 The error of P_2 WG on the 4th level mesh for Example 1.

We solve problem (1.1) with data (and a exact solution):

$$u = e^{xy}, \quad \beta = (1, 0), \quad \alpha = 2, \quad \Omega = (0, 1) \times (0, 1). \tag{5.1}$$

The computational meshes are displayed in Fig. 3. Only in this example (not in the next three examples), $\beta \cdot \mathbf{n} \equiv 0$ on some edges. The errors and the orders of convergence are

Table 1: The error profile for Example 1 on meshes of Fig. 3.

level	$\ u - u_h^0\ $	rate	$\ Q_h u - u_h\ $	rate	$\ \partial_\beta u - R_h(\partial_\beta u_h)\ $	rate
The P_1 WG method						
4	0.1416E-02	1.94	0.6734E-02	1.59	0.2832E-02	1.94
5	0.3618E-03	1.97	0.2300E-02	1.55	0.7236E-03	1.97
6	0.9143E-04	1.98	0.7983E-03	1.53	0.1829E-03	1.98
The P_2 WG method						
4	0.3247E-04	2.95	0.1286E-03	2.62	0.6494E-04	2.95
5	0.4118E-05	2.98	0.2166E-04	2.57	0.8235E-05	2.98
6	0.5181E-06	2.99	0.3729E-05	2.54	0.1036E-05	2.99
The P_3 WG method						
4	0.5737E-06	3.97	0.2731E-05	3.55	0.1147E-05	3.97
5	0.3617E-07	3.99	0.2366E-06	3.53	0.7233E-07	3.99
6	0.2269E-08	3.99	0.2070E-07	3.51	0.4539E-08	3.99
The P_4 WG method						
3	0.2601E-06	4.76	0.1161E-05	4.59	0.5203E-06	4.76
4	0.9346E-08	4.80	0.4882E-07	4.57	0.1869E-07	4.80
5	0.3265E-09	4.84	0.2115E-08	4.53	0.6530E-09	4.84

listed in Table 1. From the table, we can see, all the WG solutions reach $O(h^{k+1})$ -order convergence in L_2 -norm, and $O(h^{k+1/2})$ -order convergence in the triple bar norm. For the recovered directional derivative, we get one superconvergence of $O(h^{k+1})$ -order in the L_2 -norm. These numerical results verify the theoretical predictions given in Theorem 3.1, Theorem 3.2 and Theorem 4.1.

To understand error behavior, we plot the error of P_2 WG solution on the 4th level mesh in Fig. 4.

Example 2 Non-compatible meshes

In this example, we solve problem (1.1) with data (and a solution):

$$u = \sin 4x \sin 4y, \quad \beta = (1, 1), \quad \alpha = 1, \quad \Omega = (0, 1) \times (0, 1). \tag{5.2}$$

The computation meshes are displayed in Fig.5. The errors and the orders of convergence are listed in Table 2. From this table, we can see that all the WG solutions reach $O(h^{k+1})$ -order convergence in the L_2 -norm, and $O(h^{k+1/2})$ -order convergence in the triple bar norm. For the recovered directional derivative, we get one superconvergence of $O(h^{k+1})$ -order in the L_2 -norm. Note that in this example, the mesh is non-compatible and condition (3.10) is not satisfied, but we still obtain the $O(h^{k+1})$ -order convergence. What is the necessary condition for the meshes to produce the $(k+1)$ -order convergence, this is an open question.

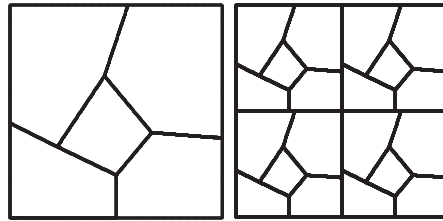


Fig. 5 The first two levels of meshes for Example 2.

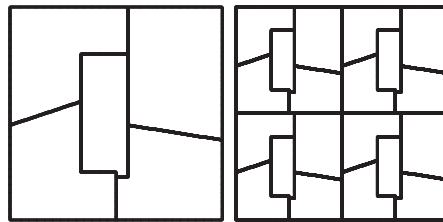


Fig. 6. The first two levels of grids for Example 3

Example 3 Non-divergence-free flow and non-compatible meshes

In this example, we solve problem (1.1) with data (and a solution):

$$u = (x + y)^2(x + y - 1)^2, \quad \beta = (x, y), \quad \alpha = 1, \quad \Omega = (0, 1) \times (0, 1). \tag{5.3}$$

The computation meshes are displayed in Fig. 6. The errors and the orders of convergence are listed in Table 3. From this table, we can see that all the WG solutions reach $O(h^{k+1})$ -order convergence in the L_2 -norm, and $O(h^{k+1/2})$ -order convergence in

Table 2: The error profile for Example 2 on meshes of Fig. 6.

level	$\ u - u_h^0\ $	rate	$\ Q_h u - u_h\ $	rate	$\ \partial_\beta u - R_h(\partial_\beta u_h)\ $	rate
The P_1 WG method						
5	0.2149E-02	2.00	0.2042E-01	1.50	0.2149E-02	2.00
6	0.5372E-03	2.00	0.7210E-02	1.50	0.5372E-03	2.00
7	0.1344E-03	2.00	0.2547E-02	1.50	0.1344E-03	2.00
The P_2 WG method						
4	0.4157E-03	3.04	0.3586E-02	2.50	0.4157E-03	3.04
5	0.5210E-04	3.00	0.6333E-03	2.50	0.5210E-04	3.00
6	0.6574E-05	2.99	0.1119E-03	2.50	0.6574E-05	2.99
The P_3 WG method						
4	0.2472E-04	4.04	0.2438E-03	3.51	0.2472E-04	4.04
5	0.1565E-05	3.98	0.2149E-04	3.50	0.1565E-05	3.98
6	0.1015E-06	3.95	0.1896E-05	3.50	0.1015E-06	3.95
The P_4 WG method						
3	0.4561E-04	5.29	0.3570E-03	4.54	0.4561E-04	5.29
4	0.1373E-05	5.05	0.1557E-04	4.52	0.1373E-05	5.05
5	0.4249E-07	5.01	0.6834E-06	4.51	0.4249E-07	5.01

the triple bar norm. For the recovered directional derivative, we get one superconvergence of $O(h^{k+1})$ -order in the L_2 -norm.

Example 4 A circular flow

We solve problem (1.1) with data:

$$\beta = (-y, x), \quad \alpha = 0, \quad f = 0, \quad \Omega = (-1, 1)^2 \setminus [0, 1] \times \{0\}, \quad (5.4)$$

$$g = \begin{cases} \sin^2 \pi x, & \text{on the inflow boundary } [0, 1] \times \{0^+\}, \\ 0, & \text{on the rest inflow boundary } \{0^-\} \times [0, 1], [-1, 0] \times \{1^-\}, \\ & \{-1^-\} \times [-1, 0], [0, 1] \times \{1^+\}. \end{cases}$$

The computation meshes are displayed in Fig. 7. The exact solution of (5.4) is unknown.

Table 3: The error profile for Example 3 on meshes of Fig. 7.

level	$\ u - u_h^0\ $	rate	$\ Q_h u - u_h\ $	rate	$\ \partial_\beta u - R_h(\partial_\beta u_h)\ $	rate
The P_1 WG method						
5	0.1697E-02	1.94	0.2357E-01	1.47	0.5092E-02	1.94
6	0.4357E-03	1.96	0.8411E-02	1.49	0.1307E-02	1.96
7	0.1117E-03	1.96	0.2987E-02	1.49	0.3350E-03	1.96
The P_2 WG method						
3	0.1864E-02	3.05	0.1647E-01	2.53	0.5592E-02	3.05
4	0.2396E-03	2.96	0.2864E-02	2.52	0.7189E-03	2.96
5	0.3288E-04	2.87	0.5010E-03	2.52	0.9863E-04	2.87
The P_3 WG method						
3	0.9985E-04	4.01	0.7953E-03	3.49	0.2995E-03	4.01
4	0.6304E-05	3.99	0.7069E-04	3.49	0.1891E-04	3.99
5	0.4179E-06	3.91	0.6267E-05	3.50	0.1254E-05	3.91

But as the inflow is minimum, we expect that the final outflow profile is very close to that of the inflow. This is observed in the numerical solutions, plotted in Fig. 8.

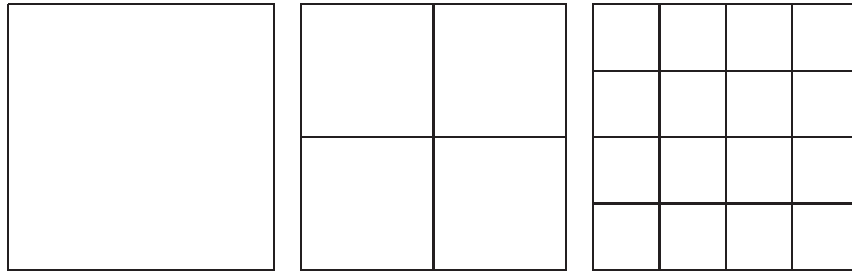
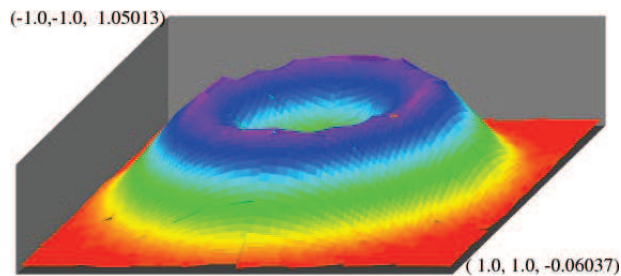


Fig. 7. The first three levels of grids for Example 4.



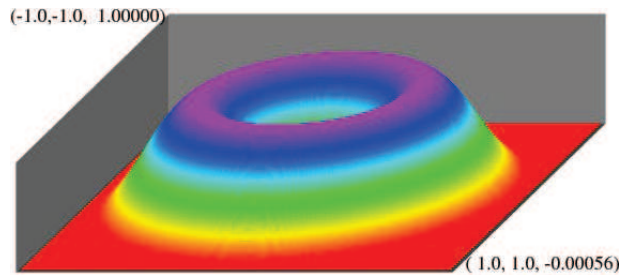


Fig. 8. The numerical solution of P_2 WG on the 3rd level mesh, and the P_4 WG solution on the 5th level mesh for Example 4.

6. Conclusion

We present and analyze a weak Galerkin finite element method for solving the typical first order hyperbolic equation: the transport-reaction equation. This method is highly flexible by allowing the use of discontinuous finite element on general meshes consisting of arbitrary polygon/polyhedra. Using the k th-order polynomials ($k \geq 0$), we prove that the WG solution admits the optimal L_2 -convergence rate of $O(h^{k+1})$ -order under special mesh condition which is slightly weaker than the *flow condition* given in [3] for the DG method solving this problem. Moreover, a derivative recovery formula is presented to approximate the convection directional derivative and the corresponding superconvergence estimate is given. Numerical examples on compatible and non-compatible meshes are provided to show the effectiveness of this WG method. Our work provides an approach to develop the WG method for first order hyperbolic problems.

Acknowledgments

This work was supported by the State Key Laboratory of Synthetical Automation for Process Industries Fundamental Research Funds, No. 2013ZCX02.

References

- [1] G. Chen, M.F. Feng, X.P. Xie, Robust globally divergence-free weak Galerkin methods for Stokes equations, *J Comp. Math.* 34 (2016) 549–572.
- [2] B. Cockburn, B. Dong, J. Guzmán, Optimal convergence of the original DG method for the transport-reaction equation on special meshes, *SIAM J. Numer. Anal.* 46 (2008) 1250–1265.

- [3] B. Cockburn, B. Dong, J. Guzmán, J. Qian, Optimal convergence of the original DG method on special meshes for variable transport velocity, *SIAM J. Numer. Anal.* 48 (2010) 133–146.
- [4] K. Friedrichs, Symmetric positive linear differential equations, *Comm. Pure. Appl. Math.* 11 (1958) 333–418.
- [5] F. Gao, X. Wang, A modified weak Galerkin finite element method for a class of parabolic problems, *J. Comp. Appl. Math.* 271 (2014) 1–19.
- [6] C. Johnson, J. Pitkaranta, An analysis of the discontinuous Galerkin method for a scalar hyperbolic equation, *Math. Comp.* 46 (1986) 1–26.
- [7] P. Lesaint, R.A. Raviart, On a finite element method for solving the neutron transport equation, In: *Mathematical Aspects of Finite Elements in Partial Differential Equations*, C. de Boor, editor, New York, Academic Press, 1974.
- [8] G. Lin G, J.G. Liu, Sadre-Marandi F. A comparative study on the weak Galerkin, discontinuous Galerkin and mixed finite element methods, *J. Comput. Appl. Math.* 273 (2015) 346–362.
- [9] X. Liu, J. Li, Z.X. Chen, A weak Galerkin finite element method for the Oseen equations, *Adv. Comput. Math.* 42 (2016) 1473–1490.
- [10] L. Mu, J. Wang, Y. Wang, X. Ye, A computational study of the weak Galerkin method for second order elliptic equations, *Numer. Algor.* 63 (2012) 753–777.
- [11] L. Mu, X. Wang, X. Ye, A modified weak Galerkin finite element method for the Stokes equations, *J. Comp. Appl. Math.* 275 (2015) 79–90.
- [12] T.E. Peterson, A note on the convergence of the discontinuous Galerkin method for a scalar hyperbolic equation, *SIAM J. Numer. Anal.* 28 (1991) 133–140.
- [13] W.H. Reed, T.R. Hill, Triangular mesh methods for neutron transport equation, Tech. Report LA-Ur-73-479, Los Alamos Scientific Laboratory, 1973.
- [14] G. Richter, An optimal-order error estimate for discontinuous Galerkin method, *Math. Comp.* 50 (1988) 75–88.
- [15] G. Richter, On the order of convergence of the discontinuous Galerkin method for hyperbolic equations, *Math. Comp.* 77 (2008) 1871–1885.
- [16] J. Wang, X. Ye, A weak Galerkin finite element method for second-order elliptic problems, *J. Comp. Appl. Math.* 241 (2013) 103–115.
- [17] J. Wang, X. Ye, A weak Galerkin mixed finite element method for second-order elliptic problems, *Math. Comp.* 83 (2014) 2101–2126.
- [18] J. Wang, X. Ye, A weak Galerkin finite element method for the stokes equations, *Adv. Comput. Math.* 42 (2016) 155–174.

- [19] Q.L. Zhai, R. Zhang, X. Wang, A hybridized weak Galerkin finite element scheme for the Stokes equations, *Science China Math.* 58 (2015) 2455–2472.
- [20] R. Zhang, Q.L. Zhai, A weak Galerkin finite element scheme for the biharmonic equations by using polynomials of reduced order, *J. Sci. Comput.* 64 (2015) 559–585.
- [21] T. Zhang, *Theory and Method for Discontinuous Finite Element*, Science Press, Beijing, 2012.
- [22] T. Zhang, S.H. Zhang, Optimal convergence and a posteriori error analysis of the original DG method for advection-reaction equations, *Appl. Math.* 60 (2015) 1–20.
- [23] T. Zhang, T. Lin, A stable weak Galerkin finite element method for Stokes problem, *J. Comp. Appl. Math.* 333 (2018) 235–246.
- [24] T. Zhang, T. Lin, The weak Galerkin finite element method for incompressible flow, *J. Math. Anal. Appl.* 464 (2018) 247–265.

