

EFFICIENTLY ESTIMATING A SPARSE DELAY-DOPPLER CHANNEL.

By

Alisha Zachariah

A DISSERTATION SUBMITTED IN PARTIAL FULFILLMENT OF THE
REQUIREMENTS FOR THE DEGREE OF

DOCTOR OF PHILOSOPHY
(MATHEMATICS)

at the

UNIVERSITY OF WISCONSIN – MADISON

2021

Date of final oral examination: May 29, 2020

The dissertation is approved by the following members of the Final Oral Committee:

S. Gurevich, Associate Professor, Mathematics

N. Boston, Professor Emeritus, Mathematics and ECE

B. Lesieutre, Professor, Electrical and Computer Engineering (ECE)

S. Goldstein, Researcher, Botany

Abstract

Multiple wireless sensing tasks, e.g., radar detection for driver safety, involve estimating the “channel” or relationship between signal transmitted and received. In this paper, we focus on a certain channel model known as the *delay-doppler channel*. This model begins to be useful in the *high frequency carrier* setting, which is increasingly common with developments in millimeter-wave technology. Moreover, the delay-doppler model then continues to be applicable even when using signals of *large bandwidth*, which is a standard approach to achieving *high resolution* channel estimation. However, when high resolution is desirable, this standard approach results in a tension with the desire for efficiency because, in particular, it immediately implies that the signals in play live in a space of very high dimension N (e.g., $\sim 10^6$ in some applications), as per the Shannon-Nyquist sampling theorem.

To address this difficulty, in this paper we propose a novel randomized estimation scheme called *Sparse Channel Estimation*, or *SCE* for short, for channel estimation in the k -sparse setting (e.g., k objects in radar detection). This scheme involves an estimation procedure with sampling and space complexity both on the order of $k(\log N)^3$, and arithmetic complexity on the order of $k(\log N)^3 + k^2$, for N sufficiently large.

To the best of our knowledge, Sparse Channel Estimation (SCE) is the first of its kind to achieve these complexities simultaneously – it seems to be extremely efficient! As an added advantage, it is a simple combination of three ingredients, two of which are well-known and widely used, namely digital chirp signals and discrete Gaussian filter functions, and the third being recent developments in sparse fast fourier transform

algorithms.

We note that the design of Sparse Channel Estimation(SCE) is based on a digital channel model which presumes the so-called “*on-the-grid*” assumption. This assumption is made in a heuristic manner – while SCE can still be used in the *off-the-grid* setting, proving guarantees in this more general setting remains to be future work.

Acknowledgements

I would like to thank my thesis advisor, Shamgar Gurevich, for his advice and guidance, and the enormous amount of time he has invested in my growth as a scientist.

I am extremely grateful to Nigel Boston and Bernie Lesieutre who have also been advisors to me and supported my work in a multitude of ways, over the course of our project on algebraic methods for the power flow equations.

I would also like to thank Steven Goldstein and Alexander Fish for crucial discussions that informed this thesis project.

Finally, I would like to thank the Mathematics Department – my personal experience here has been one of receiving tremendous support for the pursuit of my research.

List of Figures

| | |
|--|----|
| 1.1.1 Radar detection of object in the case of line of sight. | 2 |
| 1.2.1 Illustrating range and radial velocity of object. | 4 |
| 1.3.1 Signal life-cycle in DSP. | 7 |
| 2.1.1 Ambiguity function of pseudorandom signal S | 13 |
| 2.2.1 Visualizing various ambiguity functions involving δ_τ and e_ω | 18 |
| 2.2.2 Identifying true shifts $\{(\tau_1, \omega_1), (\tau_2, \omega_2)\}$ | 21 |
| 3.1.1 $k = 2$, ω_1 and ω_2 are well spread. | 27 |
| 3.1.2 Reducing to Case 2 using a pseudorandom permutation, $\omega_1 = -100$, $\omega_2 = -75$, $\omega_3 = 70$, $N = 300$ | 31 |
| 5.0.1 Experimentally observed convergence rate for PD, $k = 5$, SNR = 10dB, 500 random trials. | 37 |
| 5.0.2 Experimentally observed convergence rate for PFA, $k = 5$, SNR = 10dB, 500 random trials. | 38 |
| E.4.1A schematic representation of the SFFT process. | 81 |

List of Tables

| | | |
|---|---|----|
| 1 | Numerical comparison of time and sample complexity, $k = 50$, SNR = 10dB, 500 random trials. | 38 |
|---|---|----|

Contents

| | |
|--|------------|
| Abstract | i |
| Acknowledgements | iii |
| 1 Introduction | 1 |
| 1.1 Motivation and Intuitive Physical Picture | 1 |
| 1.2 Continuous Channel Model and Estimation Task | 3 |
| 1.3 Digital Channel Model and Estimation Task | 6 |
| 1.3.1 The space of digital signals | 6 |
| 1.3.2 Moving between digital and analog settings | 7 |
| 1.3.3 Digital model and estimation task | 9 |
| 1.3.4 Rules of the digital estimation game | 11 |
| 2 Existing Methods and Computational Challenges | 12 |
| 2.1 Matched Filter and Pseudorandom Method | 12 |
| 2.1.1 Estimation scheme | 14 |
| 2.1.2 Computational complexity | 15 |
| 2.2 Method of Chirps | 15 |
| 2.2.1 Chirp signals | 16 |
| 2.2.2 Estimation scheme | 19 |
| 2.2.3 Computational complexity | 21 |

| | | |
|----------|--|-----------|
| 3 | A Sublinear Algorithm | 24 |
| 3.1 | An overview of Sparse Fast Fourier Transform (SFFT) algorithms. | 25 |
| 3.2 | Sparse Channel Estimation (SCE) | 32 |
| 4 | Complexity Bounds and Guarantees for Sparse Channel Estimation (SCE) | 34 |
| 5 | Numerical Results | 37 |
| A | Justifications behind the Model. | 39 |
| A.1 | The Doppler effect as a time-scale. | 39 |
| A.1.1 | Time scale to frequency shift. | 40 |
| A.2 | Moving between Digital and Analog Settings. | 41 |
| B | Underlying Algebraic Structure. | 43 |
| B.1 | Computing the Ambiguity function on a Line | 43 |
| B.2 | Chirp Signals | 44 |
| B.3 | Reduction to Sparse FFT | 45 |
| B.4 | Discrete Filter Functions | 46 |
| C | Complexity bounds and Guarantees for Sparse Channel Estimation (SCE). | 48 |
| C.1 | Case 1: 1-sparse algorithm (“Bit-by-bit”) | 48 |
| C.2 | Case 2: $k > 1$, ω_j uniformly spread | 51 |
| C.3 | General Case | 52 |
| D | Background. | 53 |

| | | |
|----------|---|-----------|
| D.1 | Fourier Transforms | 53 |
| D.2 | Lines in \mathbb{Z}_N | 54 |
| E | Proofs. | 57 |
| E.1 | Justifications behind the Model. | 57 |
| E.1.1 | Time scale to frequency shift. | 57 |
| E.2 | Moving between Digital and Analog settings. | 58 |
| E.3 | Underlying Algebraic Structure. | 60 |
| E.3.1 | Construction of Chirps. | 60 |
| E.3.2 | Reduction to SFFT. | 65 |
| E.3.3 | Discrete Filter Functions. | 67 |
| E.4 | Complexity bounds and guarantees for SCE. | 72 |
| E.4.1 | Case 1: 1-sparse algorithm (“Bit-by-bit”) | 72 |
| E.4.2 | Case 2: Discrete filter functions | 76 |
| E.4.3 | General Case | 79 |
| | Bibliography | 88 |

Chapter 1

Introduction

The process of channel estimation is going on all around us. For instance, all our personal devices are constantly sending and receiving signals and, intuitively speaking, the “channel” is simply the relationship between the signal transmitted and signal received, certain parameters of which we would like to estimate.

In this paper we focus on the *delay-doppler channel*. Within that setting, our methods are quite general and may serve a variety of wireless communication applications, but to illustrate the key ideas, the rest of this work will deal with the application to radar detection.

We begin with an intuitive physical picture of the radar task. Sections 1.1 to 1.3 will closely follow standard references such as [14, 22].

1.1 Motivation and Intuitive Physical Picture

Consider the classical problem of estimating the position and velocity of some object of interest.

In practice, we could approach this problem using a device called a radar which emits electromagnetic waves in all directions around it – see Fig. 1.1.1. The emitted waves or “signal” travels through space and will be reflected back to the radar by certain

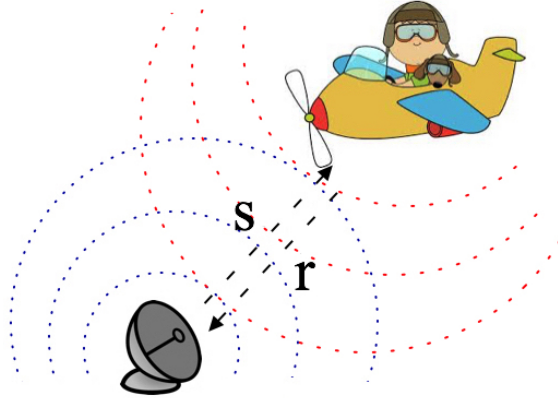


Figure 1.1.1: Radar detection of object in the case of line of sight.

materials, such as that of our object.

For the rest of this paper, we assume a *line of sight* between the radar and object – as illustrated in Fig.1.1.1. The reflection from the object back to the radar is then strongest along this direction. Restricting to the line of sight, we denote the signal *transmitted* by s and the signal reflected or *received* by r .

The signals s and r are physically related, and this can be utilized to estimate position and velocity of the object of interest. More precisely, a “digital” computational procedure will yield the parameters of interest.

We will eventually describe certain computational challenges in the digital estimation step. However, to see exactly where these challenges come from, it will be to our advantage to first consider a *continuous* (or *analog*) model of the channel relationship just intuitively described, together with the corresponding estimation task.

1.2 Continuous Channel Model and Estimation Task

Engineers tell us that the transmitted and received signals, s and r , depend on *time* and have finite *energy*. As a consequence, it is natural to model them as elements of the Hilbert space $L^2(\mathbb{R})$, of complex-valued functions of one real variable with bounded L^2 -norm with respect to the standard inner product $\langle \cdot, \cdot \rangle$ [14, 22]. For the reader's benefit, we may denote an element $s \in L^2(\mathbb{R})$ by $s(t)$ where $t \in \mathbb{R}$ models time. We refer to elements of this space as *continuous* (or *analog*) *signals*.

Next, we would like to model the relationship between s and r .

Firstly, it takes time for the signal transmitted to travel the distance to the object and back. This is modeled as a time delay, i.e.,

$$r(t) = \alpha_0 \cdot s(t - t_0) + \text{Noise},$$

More precisely, let us denote the distance (often called *relative range*) between the radar and object by d_0 – see Fig. 1.2.1, then $t_0 = \frac{2d_0}{c}$ with c denoting the speed of light. Moreover, α_0 is a complex-valued scalar with magnitude $|\alpha_0| \leq 1$, known as the *attenuation coefficient*, and models loss of energy. Finally, the additive noise term that appears in the equation is intended to account for imprecisions in the model, including environmental effects.

Next – and most interestingly – when the object is moving, the signal is also subject to the *Doppler effect*.

In general, the Doppler effect can be modeled as a *time scale*, as detailed in Appendix A.1. However, we will adopt the standard *narrowband* assumption [14, 22]. Namely, denoting the bandwidth (i.e., size of support of the Fourier transform) of s by W and its carrier (i.e., central) frequency by f_c , we assume that $W \ll f_c$ – for a

precise quantification of what “ \ll ” can mean in this context, see Appendix A.1.1.

Under this assumption, the Doppler effect can be modeled by a frequency shift [14], so that we have

$$r(t) = \alpha_0 \cdot e^{2\pi i f_0 t} s(t - t_0) + \text{Noise}, \quad (1.2.1)$$

where, $f_0 = -\frac{2f_c v_0}{c}$ with v_0 denoting the object’s *relative radial velocity*, as illustrated in Fig. 1.2.1. A mathematical justification for approximating a time scale by a frequency shift, under the narrowband assumption, can be found in Appendix A.1.1.

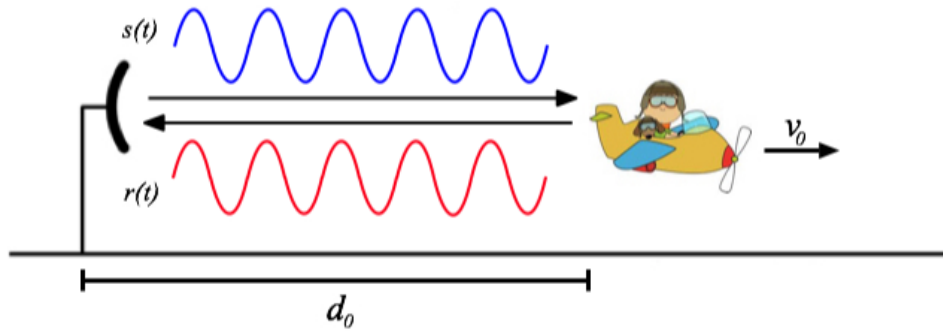


Figure 1.2.1: Illustrating range and radial velocity of object.

Note that if f_c is not sufficiently large, the quantity f_0 is negligible and often ignored. However, with a high carrier frequency (i.e., in the millimeter-wave setting) [16], f_0 may be on the order of *megahertz* (MHz) – even for relatively slow moving objects like cars. So, to summarize, given a good estimate of (t_0, f_0) , we will be able to estimate range and radial velocity (d_0, v_0) .

However, in general we may have more than one object of interest for which we would like to estimate range and radial velocity. In this case, the received signal is a *superposition* of reflections from each object [22], i.e., the relationship between r and s

is given by

$$r(t) = \sum_{j=1}^k \alpha_j \cdot h_{t_j, f_j} s(t) + \text{Noise}, \quad (1.2.2)$$

where, h_{t_j, f_j} for $(t_j, f_j) \in \mathbb{R}^2$, denotes the *continuous time-frequency shift* operator on $L^2(\mathbb{R})$ given by,

$$h_{t_j, f_j} s(t) = e^{2\pi i f_j t} s(t - t_j).$$

and the parameter k , known as *channel sparsity*, models the number of *targets* in the case of radar detection.

We will refer to (1.2.2) as the *continuous channel model*, and we can now formulate the following estimation task.

Task 1.2.1 (*Continuous Estimation*). Assuming Eq. (1.2.2), estimate (t_j, f_j) for $j = 1, \dots, k$.

We have the following remarks regarding Task 1.2.1.

Remark 1.2.2. Our motivating problem was to estimate position and velocity, rather than simply range and radial velocity, as with Task 1.2.1. However, in theory, it is possible to estimate position and velocity by performing 1.2.1 with four non-coplanar radars and solving a small system of quadratic equations (four equations in three variables), for k targets in generic position [15]. In practice, for robustness, this procedure may be generalized to using an array of radars (for instance, a phased array radar [15]).

Remark 1.2.3. While Task 1.2.1 assumes that the channel sparsity k is known, in practice this may not be true. For instance we may only know some upper bound on k . When k is unknown, we may rather wish to estimate shifts $(t, f) \in \mathbb{R}^2$, whose coefficients

α are "significant" under suitable assumptions on noise. The algorithm we propose is designed to perform this modified estimation task, but for ease of exposition, we work with Task 1.2.1 for now.

We are now ready to move towards the promised digital computational procedure.

1.3 Digital Channel Model and Estimation Task

In order to produce a computational procedure, we wish to reduce the continuous estimation task to a finite dimensional linear algebra problem, and *digital signal processing* (DSP) allows us to do just that [22].

In DSP – see Fig. 1.3.1 for illustration – the continuous signal s will begin life as a *digital signal* S and, similarly, the continuous signal r ends up as digital signal R . So we first provide a standard description for these.

1.3.1 The space of digital signals

Fix a positive integer N and consider the set $\{0, 1, \dots, N-1\}$ that we denote by \mathbb{Z}_N ; recall that it comes naturally equipped with addition and multiplication modulo N .

Now, just as continuous signals were elements of $L^2(\mathbb{R})$, digital signals will be elements of the space $L^2(\mathbb{Z}_N)$, of complex-valued functions¹ on \mathbb{Z}_N , with its natural inner product² $\langle \cdot, \cdot \rangle$.

Having a description for digital signals at our disposal, we can now describe what it means for a continuous signal to “begin life” or “end up” as a digital one, and fully flesh

¹Equivalently, the space of N -periodic complex-valued functions on the integers \mathbb{Z} .

²Namely, $\langle S_1, S_2 \rangle = \sum_{\tau \in \mathbb{Z}_N} S_1[\tau] \cdot \overline{S_2[\tau]}$ for every S_1, S_2 in $L^2(\mathbb{Z}_N)$.

out the stages pictured in Fig. 1.3.1.

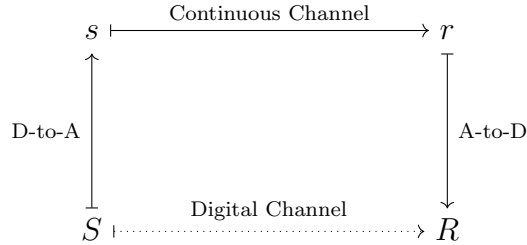


Figure 1.3.1: Signal life-cycle in DSP.

1.3.2 Moving between digital and analog settings

The process by which $s \in L^2(\mathbb{R})$ is generated from $S \in L^2(\mathbb{Z}_N)$, is called *digital-to-analog* (D-to-A), as illustrated on the left-hand side of Fig. 1.3.1. Similarly, the process by which the received signal r ends up as a digital signal R , is called *analog-to-digital*, illustrated on the right-hand side of Fig. 1.3.1 (A-to-D).

There are various options for these processes [17] and in this work we adopt a choice that is frequently used in the literature [22]. This approach is typically attributed to Shannon, and was introduced in his seminal work [21]. We proceed to provide a brief description of Shannon’s approach below.

Let’s first recall that the signal transmitted s , has bandwidth W . In addition, let’s denote the *duration*³ of s by T . Shannon showed that the space of continuous signals with this duration and bandwidth, is close to being N dimensional for $N = TW$ (for simplicity, we assume TW is an integer), in a sense which we do not make explicit here.

³As a consequence of the *uncertainty principle*, signals cannot simultaneously be *time-limited* and *bandlimited*. In practice, signals will be *essentially* time-limited and bandlimited.

Along the way, he provided an explicit formula for a linear map,

$$\text{D-to-A} : L^2(\mathbb{Z}_N) \rightarrow L^2(\mathbb{R}), \quad (1.3.1)$$

$$S \mapsto s, \quad (1.3.2)$$

that would produce signals of duration T and bandwidth W . In addition, he provided exact formulas for a linear map,

$$\text{A-to-D} : L^2(\mathbb{R}) \rightarrow L^2(\mathbb{Z}_N), \quad (1.3.3)$$

$$r \mapsto R \quad (1.3.4)$$

(In fact these maps model certain physical procedures, which have been implemented in devices in order to generate and process continuous signals [17].)

While we do not state the formulas that realize maps 1.3.1 and 1.3.3 at this point, we next present a key property of these maps that will enable us to perform the continuous estimation task 1.2.1 *digitally*. For the reader's reference, exact formulas for D-to-A and A-to-D can be found in Appendix A.2, and their key attribute can be immediately derived from these.

Note that, in describing this property, we will refer to a certain *grid* in \mathbb{R}^2 , namely, $\frac{1}{W}\mathbb{Z} \times \frac{1}{T}\mathbb{Z}$, as the *time-frequency grid*, denoted

$$\Lambda_{T,W} = \frac{1}{W}\mathbb{Z} \times \frac{1}{T}\mathbb{Z}. \quad (1.3.5)$$

In addition, H_{τ_0, ω_0} , for $(\tau_0, \omega_0) \in \mathbb{Z}_N^2$, will denote the *discrete time-frequency shift* operator on $L^2(\mathbb{Z}_N)$ given by,

$$H_{\tau_0, \omega_0} S[\tau] = e^{2\pi i \frac{\omega_0 \tau}{N}} S[\tau - \tau_0].$$

We are now ready to state the property of interest.

Property 1.3.1. *For a continuous shift on the time-frequency grid, $(t_0, f_0) \in \Lambda_{T,W}$, there exists (τ_0, ω_0) in \mathbb{Z}_N^2 such that*

$$A\text{-to-}D \circ h_{t_0, f_0} \circ D\text{-to-}A = H_{\tau_0, \omega_0} \quad (1.3.6)$$

We have the following remark regarding Property 1.3.1.

Remark 1.3.2 (Boundedness assumption). *If in addition to lying on the grid $\Lambda_{T,W}$, we assume, for instance, that $t_0 \in [0, T]$ and $f_0 \in [-W/2, W/2]$, then the continuous shift (t_0, f_0) can be uniquely recovered from the discrete shift (τ_0, ω_0) with which it is associated by Property 1.3.1. For simplicity of exposition, we will adopt the boundedness assumption for the rest of this work.*

With 1.3.1 in hand, we can now move towards recasting the continuous estimation task 1.2.1 as a digital one.

1.3.3 Digital model and estimation task

The first step towards a digital estimation task is formulating a model for the digital channel relationship between the “transmitted” and “received” signals, S and R .

The relationship between S and R is induced – as we see from following the arrows of Fig. 1.3.1 – by the continuous channel relationship 1.2.2 between s and r . If we assume that (t_j, f_j) in Eq. (1.2.2) lie on the grid $\Lambda_{T,W}$ then, by Property 1.3.1, the relationship between R and S can be modeled as,

$$R[\tau] = \sum_{j=1}^k \alpha_j \cdot H_{\tau_j, \omega_j} S[\tau] + \text{Noise} \quad (1.3.7)$$

for $(\tau_j, \omega_j) \in \mathbb{Z}_N^2$. Moreover, under suitable assumptions (see Remark 1.3.2), (t_j, f_j) can be uniquely recovered from (τ_j, ω_j) .

Remark 1.3.3 (On-the-grid assumption). *In practice, the continuous shifts (t_j, f_j) in the channel model 1.2.2, will never lie exactly on the time-frequency grid $\Lambda_{T,W}$. However, we make the “on-the-grid” assumption in a heuristic manner – any resulting estimation scheme could still be applied in the general setting and, if one expects some form of continuity in the model, a continuous shift (t_j, f_j) could be identified by the point on the grid closest to it. Note that we will adopt the on-the-grid assumption for the rest of this work.*

We will refer to 1.3.7 as the *digital channel model*.

At first glance, the digital model 1.3.7 might seem unsatisfactory since it only *resolves* or distinguishes two shifts (t_1, f_1) and (t_2, f_2) that are at least $(\frac{1}{W}, \frac{1}{T})$ apart but, if the resolution $(\frac{1}{W}, \frac{1}{T})$ is sufficiently small – equivalently, if $N = TW$ is sufficiently large – this model can begin to be useful. For instance, state-of-the-art radars aim to resolve objects at a distance of as little as *centimeters* apart [20]. So, in such applications, the model starts to be useful for bandwidth on the order of $10^9 Hz$ or, equivalently, N on the order of 10^6 for signals of duration in *milliseconds*.

We make a remark regarding this standard model.

Remark 1.3.4. *A characteristic of 1.3.7, is that if we assume this model, our ability to resolve time-frequency shifts is limited by the bandwidth and duration of the signal transmitted. However, since 1.3.7 is a consequence of our choice of D-to-A and A-to-D, it is unclear to the author whether this limitation is fundamental in nature, or simply a consequence of that choice.*

In summary of the above discussion, we can reduce the continuous estimation task 1.2.1 to the following:

Task 1.3.5 (*Digital Estimation*). Assuming Eq. (1.3.7), detect (τ_j, ω_j) for $j = 1, \dots, k$.

We need an *estimation scheme* in order to perform the task 1.3.5, and in this work, we will assume certain “Rules of the Game” for any such scheme.

For the reader’s benefit, we introduce some notation that will be helpful in describing these rules.

The evaluation of a signal $S \in L^2(\mathbb{Z}_N)$ at $\tau \in \mathbb{Z}_N$ will be referred to as *sampling* S , and the value $S[\tau]$ will be called a *sample* of S . In addition, we will denote the *channel operator* by H , namely,

$$H = \sum_{i=1}^k \alpha_i \cdot H_{\tau_i, \omega_i}.$$

1.3.4 Rules of the digital estimation game

In this work, we only study/design digital estimation schemes which may involve:

- A choice of “mechanism” \mathbb{P} for picking an element in $L^2(\mathbb{Z}_N)$. More precisely, we will be able to choose a *probability distribution* \mathbb{P} on $L^2(\mathbb{Z}_N)$.
- A choice of estimation algorithm which may involve:
 - Picking a digital signal $S \in L^2(\mathbb{Z}_N)$ using \mathbb{P} .
 - Storing samples of elements of $L^2(\mathbb{Z}_N)$ as needed, such as S and

$$R = HS + \text{Noise},$$

- Correlating and/or applying linear operators to S and R .

In the next chapter, we describe existing schemes for the given digital estimation game.

Chapter 2

Existing Methods and Computational Challenges

We now elaborate existing estimating schemes to perform the digital estimation task (1.3.5).

2.1 Matched Filter and Pseudorandom Method

Given the “Rules of the Game” in Section 1.3, we might choose an estimation scheme which involves picking a signal S such that, for $R = H_{\tau_0, \omega_0} S$, the inner products $\langle R, H_{\tau, \omega} S \rangle$ have a distinguished maximum (in magnitude) at $(\tau, \omega) = (\tau_0, \omega_0)$.

For convenience, we introduce some standard notation [14] at this stage.

Given any two signals in $L^2(\mathbb{Z}_N)$ we can define their *ambiguity function* as follows.

Definition 2.1.1. *We define the ambiguity function of S against R , denoted $\mathcal{A}(S, R)$, on the \mathbb{Z}_N^2 plane as follows*

$$\mathcal{A}(S, R)[\tau, \omega] = \langle H_{\tau, \omega} S, R \rangle \quad \tau, \omega \in \mathbb{Z}_N^2.$$

We denote the ambiguity function of a signal S against itself, simply as $\mathcal{A}(S)$.

Such functions are sometimes referred to as a *matched filter*.

Now that we have this notation in hand, note that \mathcal{A} satisfies the following convenient property.

Property 2.1.2 (Shifts). *It follows from the fact that operators $H_{\tau,\omega}$ are unitary that,*

$$\mathcal{A}(S, H_{\tau_0,\omega_0}S) = \mathcal{A}(S)[\tau - \tau_0, \omega - \omega_0]$$

for $S, R \in L^2(\mathbb{Z}_N)$ and $(\tau, \omega), (\tau_0, \omega_0) \in \mathbb{Z}_N^2$.

Now recall our original premise – we would like to pick a signal S such that, for $R = H_{\tau_0,\omega_0}S$, the inner products $\langle R, H_{\tau,\omega}S \rangle$ have a distinguished peak at $(\tau, \omega) = (\tau_0, \omega_0)$. By Property 2.1.2, restating this premise using the notation of the ambiguity function, we would like to pick a signal S such that $\mathcal{A}(S)$ has a distinguished peak at $(\tau, \omega) = (0, 0)$. Interestingly, such signals are readily available – if we pick a signal from $L^2(\mathbb{Z}_N)$ at random, in a sense that we do not make precise here, it will satisfy this requirement almost surely. In practice, a *pseudorandom* signal is used [6], and so the resulting estimation scheme is often referred to as the *pseudorandom method*. The ambiguity function of such a signal is illustrated in Fig. 2.1.1.

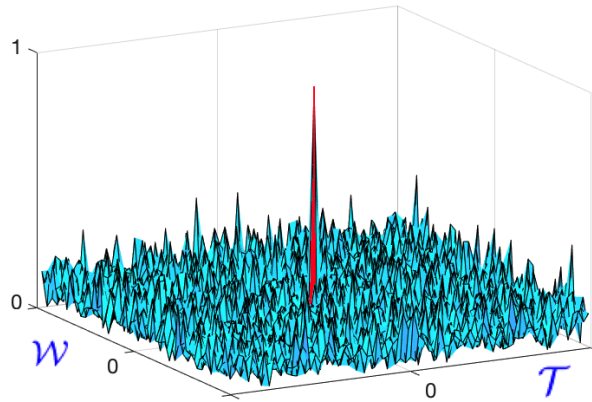


Figure 2.1.1: Ambiguity function of pseudorandom signal S .

The ambiguity function \mathcal{A} also satisfies the following useful property.

Property 2.1.3 (Hermitian). *The ambiguity function \mathcal{A} is a Hermitian form on $L^2(\mathbb{Z}_N)$. Namely, for $S_1, S_2, R \in L^2(\mathbb{Z}_N)$ and $\alpha \in \mathbb{C}$,*

1. $\mathcal{A}(\alpha \cdot S_1 + S_2, R) = \alpha \cdot \mathcal{A}(S_1, R) + \mathcal{A}(S_2, R)$
2. $\mathcal{A}(S_1, S_2) = \overline{\mathcal{A}(S_2, S_1)}$

This suggests the following estimation scheme for the pseudorandom method.

2.1.1 Estimation scheme

We first briefly remind the reader that the digital estimation task (1.3.5) assumes Eq. (1.3.7).

The pseudorandom method can then be described as follows – choosing and transmitting a pseudorandom signal S , we perform the digital estimation task (1.3.5) by locating the k largest values of $|\mathcal{A}(S, R)|$. Note that this follows from Property 2.1.3 and Property 2.1.2, under appropriate assumptions on noise and sparsity k .

The authors of [5] demonstrate that the pseudorandom scheme works, in a sense which they make precise, under minimal assumptions on those parameters.

We next consider the arithmetic complexity of the described estimation scheme.

2.1.2 Computational complexity

Without any additional information, performing the above estimation algorithm will involve estimating N^2 correlations, i.e., naively, this will require $O(N^3)$ arithmetic operations.

However, it is well-known [6] that on any line in the \mathbb{Z}_N^2 plane (for an exposition on lines in \mathbb{Z}_N^2 , see Appendix D.2), for any two signals $S_1, S_2 \in L^2(\mathbb{Z}_N)$, $\mathcal{A}(S_1, S_2)$ can be expressed as a convolution, as elaborated in Appendix B.1. The *Convolution Theorem* and *Fast Fourier Transform (FFT) Algorithm*¹ together then imply that we can compute $\mathcal{A}(S_1, S_2)$ on a line in $O(N \log N)$ operations and, consequently, on the entire \mathbb{Z}_N^2 plane in $O(N^2 \log N)$ operations.

In terms of arithmetic complexity, $O(N^2 \log N)$ is certainly a significant improvement over $O(N^3)$, but with N on the order of 10^6 , one might hope – and expect – that under realistic assumptions on noise and number of targets we can do still better. We now describe one such improvement.

2.2 Method of Chirps

In Section 2.1 we picked a signal S such that, with $R = H_{\tau_0, \omega_0} S$, the evaluations $|\langle H_{\tau, \omega} S, R \rangle|$, for $(\tau, \omega) \in \mathbb{Z}_N^2$, have a distinguished maximum at $(\tau, \omega) = (\tau_0, \omega_0)$. A natural next consideration may be to pick the signal S such that, for instance, the evaluations $|\langle H_{\tau, 0} S, R \rangle|$, for $\tau \in \mathbb{Z}_N$, have a distinguished maximum at $\tau = \tau_0$. The shift τ_0 can then be detected by evaluating just N correlations. In other words, we achieve

¹A relevant introductory exposition on the *discrete fourier transform* (DFT) can be found in Appendix D.1.

half the goal with just N correlations, which should produce an improvement over the arithmetic complexity of the pseudorandom method by a factor of N .

This was the basis for methods studied in [3, 4, 6, 7].

By Property 2.1.2, a signal S which satisfies the above requirement will have ambiguity $\mathcal{A}(S, R)$ with distinguished maxima all along on the shifted line $\{(\tau_0, \omega) : \omega \in \mathbb{Z}_N\}$.

For convenience, let's adopt the following notation,

$$\mathcal{W} = \{(0, \omega) : \omega \in \mathbb{Z}_N\}.$$

Equivalently, the ambiguity of S , $\mathcal{A}(S)$, would be essentially supported on \mathcal{W} .

Next, we consider how to pick signals that satisfy such specifications.

2.2.1 Chirp signals

If one tried to think up functions in $L^2(\mathbb{Z}_N)$, the first example one might come up with are δ -functions:

$$\delta_\tau[\tau'] = \begin{cases} 1 & \text{if } \tau' = \tau \\ 0 & \text{otherwise.} \end{cases}, \quad \tau' \in \mathbb{Z}_N,$$

for $\tau \in \mathbb{Z}_N$.

A quick check shows that the ambiguity of a δ -function is supported on this line \mathcal{W} , as illustrated in Fig. 2.2.1a.

After a little more thought, one might then think of the complex exponentials²

$$e_\omega[\tau] = \frac{1}{\sqrt{N}} \cdot e^{\frac{2\pi i}{N} \omega \tau}, \quad \tau \in \mathbb{Z}_N,$$

²The factor of $1/\sqrt{N}$ in the definition of e_ω simply ensures that the function has unit norm.

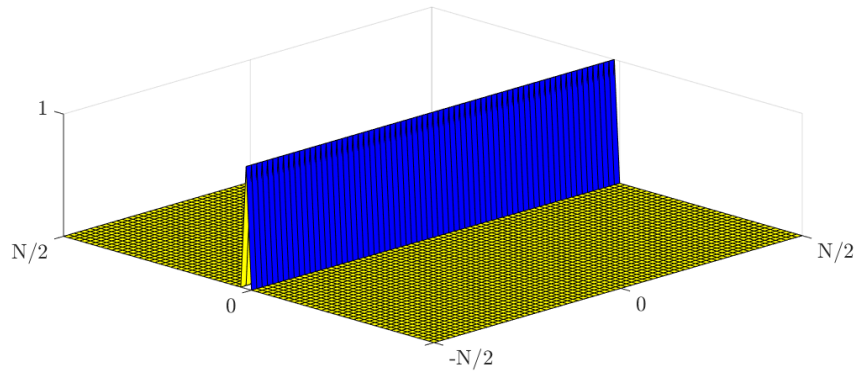
for $\omega \in \mathbb{Z}_N$. The ambiguity of e_ω is supported on \mathcal{T} , for \mathcal{T} given by

$$\mathcal{T} = \{(\tau, 0) : \tau \in \mathbb{Z}_N\}.$$

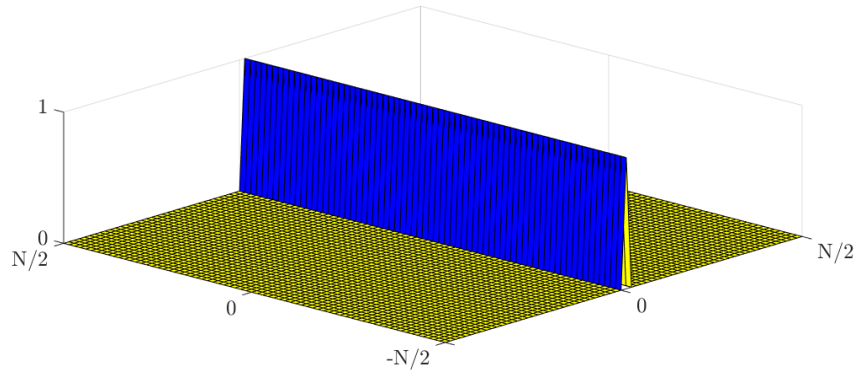
See Fig. 2.2.1b for an illustration of the support of e_ω , $\omega \in \mathbb{Z}_N$.

Moreover, $|\mathcal{A}(\delta_\tau, e_\omega)| = \frac{1}{\sqrt{N}}$. So, for $S = \delta_\tau + e_\omega$, the ambiguity $\mathcal{A}(\delta_\tau, S)$ is essentially supported on \mathcal{W} by Property 2.1.3, as shown in Fig. 2.2.1c and similarly, $\mathcal{A}(e_\omega, S)$ will be essentially supported on \mathcal{T} .

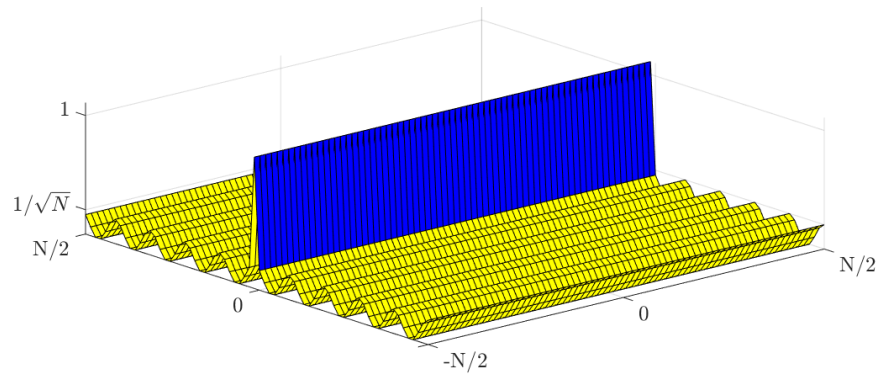
In fact, for *any* line $L = \{(\tau, a\tau) : \tau \in \mathbb{Z}_N\}$, where $a \in \mathbb{Z}_N$, we can expect functions S_L whose ambiguity is supported on L . We will refer to elements of $L^2(\mathbb{Z}_N)$ whose ambiguity is supported on a line as *chirp signals* or *chirp functions*, or simply just as *chirps*.



(a) Ambiguity of a δ -function, $\mathcal{A}(\delta_\tau)$.



(b) Ambiguity of a complex exponential, $|\mathcal{A}(e_\omega)|$.



(c) Real part of $\mathcal{A}(\delta_\tau, \delta_\tau + e_\omega)$.

Figure 2.2.1: Visualizing various ambiguity functions involving δ_τ and e_ω .

The existence of such chirp functions is demonstrated in Appendix B.2, Theorem B.2.1. We construct explicit formulas for these signals (Lemma B.2.2) by utilizing the fact that operators $\{H_{\tau, a\tau} : \tau \in \mathbb{Z}_N\}$, associated with the line L , can be seen as coming from special commuting subgroups the Heisenberg-Weyl group G_{HW} . Moreover, we show that for distinct lines $L \neq M$, $|\mathcal{A}(S_L, S_M)| = \frac{1}{\sqrt{N}}$ (Lemma B.2.3).

While we don't present exact formulas for chirps at this point, we use the key fact, that they enable us to evaluate any sample $S_L[\tau]$, $\tau \in \mathbb{Z}_N$, in $O(1)$ arithmetic operations.

We will now detail a chirp-based estimation scheme.

2.2.2 Estimation scheme

For the sake of exposition, we begin this description with channel sparsity $k = 1$.

The digital estimation process will involve choosing distinct lines L, M and corresponding chirps S_L, S_M and transmitting the signal $S = S_L + S_M$. The received signal R will be given by Eq. (1.3.7). We can then locate (τ_1, ω_1) as follows.

1. Compute $|\mathcal{A}(S_L, R)|$, say, on the line M and locate the distinguished peak. Let's denote the location of the peak as (τ_M, ω_M) ,
2. Compute $|\mathcal{A}(S_M, R)|$, say, on the line L and locate the distinguished peak. Let's denote the location of the peak as (τ_L, ω_L) ,
3. Then (τ_1, ω_1) is given by the point of *double incidence* $(\tau_L, \omega_L) + (\tau_M, \omega_M)$.

We now consider the case when channel sparsity $k > 1$, for instance, $k = 2$.

If we transmit, $S = S_L + S_M$, and follow the above steps to locate points of double incidence then, generically, rather than locating the two true shifts we will locate four

points – see Fig. 2.2.2a for illustration. However, we have some means of recourse to locate the true shifts. For instance,

1. We might modify the estimation scheme to involve picking a third distinct line $K \subseteq \mathbb{Z}_N^2$ and corresponding chirp S_K , and transmit $S = S_L + S_K + S_M$ instead. As before, R is given by Eq. (1.3.7). For a generic choice of lines L, M, K , the true shifts can be identified by points of *triple incidence* (Lemma D.2.6), as demonstrated in Fig. 2.2.2b.

We can identify points of incidence three as follows:

Points of double incidence can be located as before – for instance, let $I_{LM} \subseteq \mathbb{Z}_N^2$ denote points of incidence two identified from $\mathcal{A}(S_L, R)$ and $\mathcal{A}(S_M, R)$. Similarly, we could also identify I_{MK} and I_{KL} . Points of *triple incidence* are given by their intersection – in fact, the intersection of any two of them, e.g. $I_{LM} \cap I_{MK}$.

This strategy is the basis of the *Incidence Method*(IM) described in [3, 4, 6].

2. True shifts could also be identified by using the values, rather than just the magnitude, of the ambiguity function at those points. This claim is based on the following observation:

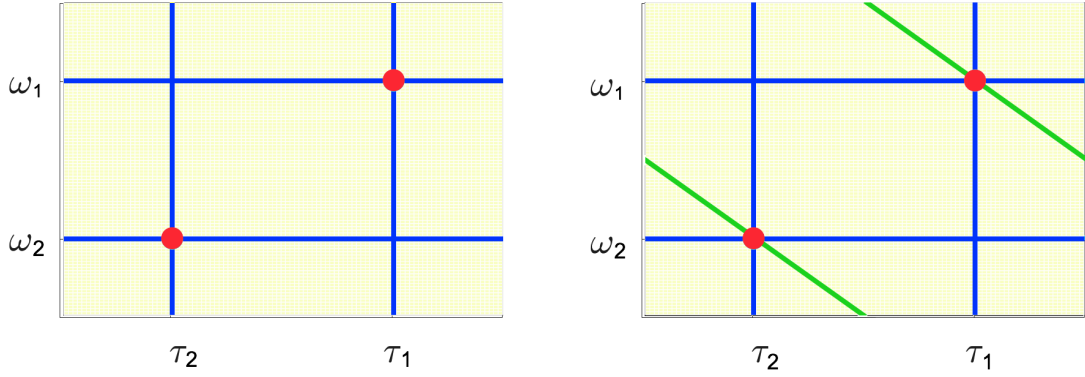
For generic $(\tau_1, \omega_1), (\tau_2, \omega_2)$, denoting $H = \sum_{j=1}^2 \alpha_j \cdot H_{\tau_j, \omega_j}$, $(\tau, \omega) \in I_{LM}$ is a true shift if and only if,

$$\mathcal{A}(S_L, HS_L)[\tau, \omega] = \mathcal{A}(S_M, HS_M)[\tau, \omega].$$

The above observation coupled with the fact that, for instance,

$$\mathcal{A}(S_L, R)[\tau, \omega] = \mathcal{A}(S_L, HS_L)[\tau, \omega] + O\left(\frac{1}{\sqrt{N}}\right) + \text{Noise},$$

tells us that evaluations of $\mathcal{A}(S_L, R)$ and $\mathcal{A}(S_M, R)$ at $(\tau, \omega) \in I_{LM}$ can be used to identify true shifts. This strategy is the basis of the *Cross Method* (CM) described in [3, 4, 6, 7]. This method could be used independently or in conjunction with the Incidence Method (IM).



(a) $S = S_W + S_T$, depicting essential support of $\mathcal{A}(S_W, R)$ and $\mathcal{A}(S_T, R)$ on the plane. (b) $S = S_W + S_T + S_K$, depicting essential supports of $\mathcal{A}(S_W, R)$, $\mathcal{A}(S_T, R)$, $\mathcal{A}(S_K, R)$.

Figure 2.2.2: Identifying true shifts $\{(\tau_1, \omega_1), (\tau_2, \omega_2)\}$.

Next, we demonstrate arithmetic complexity on the order of $N \log N + k^2$, for the described estimation scheme(s).

2.2.3 Computational complexity

In order to describe their computational complexity, we first note that the Incidence and Cross Methods both consist of an estimation algorithm involving two steps. As before, $S = S_L + S_M + S_K$, and R will be given by Eq. (1.3.7). The arithmetic complexity of each step can then be described as follows:

1. First, points of double incidence are located; for instance, I_{LM} and I_{MK} . This can be achieved by evaluating, say, $\mathcal{A}(S_L, R)$ on M , $\mathcal{A}(S_M, R)$ on L and $\mathcal{A}(S_K, R)$ on M , in a total of $O(N \log N)$ arithmetic operations.
2. Next, points of triple incidence are located; for instance, $I_{LM} \cap I_{MK}$. For a generic choice of lines L, M , and K , both I_{LM} and I_{MK} consist of k^2 points, and so the intersection can be identified in k^2 operations.

Altogether, this involves at most $c_1(N \log N + k^2)$ operations, N samples of the received signal, and at most $c_2 N$ bits of storage, where c_1 and c_2 are constants independent of N and k .

In terms of computational complexity, these methods are certainly an improvement over the pseudorandom method. However, for N on the order of 10^6 it would seem that for relevant practical levels of noise and number of targets, performing the digital estimation task (1.3.5) could be still more efficient.

For instance, in automotive systems bandwidth may be on the order of GHz to estimate relative range with a desired resolution, however, the largest observed frequency shifts or *doppler spread* can typically be assumed to be on the order of tens of MHz . *Frequency Modulated Continuous Wave* or *FMCW* radar [12], which is closely related to the method of chirps described here, exploits this fact about the doppler spread to work with fewer samples, in this case sampling on the order of 10^4 rather than 10^6 samples per millisecond.

More interestingly, in some applications, it can also be assumed that the number of targets $k \ll N$. We refer to this as a *k-sparse regime*, and the digital estimation problem

then becomes a *k-sparse estimation problem*. Then, under reasonable assumptions on noise, one may hope to do still better than the above methods. This motivated the work in [1], for instance, where the authors demonstrate an algorithm with sample complexity sublinear in N .

In the next chapter, we present an estimation algorithm for the *k-sparse* regime with sampling, space *and* arithmetic complexity sublinear in N .

Chapter 3

A Sublinear Algorithm

In this chapter, we describe a novel algorithm for channel estimation in the k -sparse regime, that we call *Sparse Channel Estimation* or SCE for short.

In order to explain the idea behind this algorithm, we first introduce another *sparse estimation task*:

Consider $S \in L^2(\mathbb{Z}_N)$ such that,

$$S[\tau] = \sum_{j=1}^k \alpha_j \cdot e_{\omega_j}[\tau] + \text{Noise}, \quad (3.0.1)$$

where $\omega_j \in \mathbb{Z}_N$ and $k \ll N$. The coefficients α_j are closely related to the *discrete fourier transform* of S , which we will denote as $\mathcal{F}S$ – in particular, $\mathcal{F}S[\omega_j]$ is “approximately” equal to α_j . (For an introduction to fourier transforms, see Appendix D.1.) Since we have $k \ll N$, $\mathcal{F}S$ is *essentially* k -sparse and the task of approximating $\mathcal{F}S$ is a *sparse fourier estimation task*. This is made precise below.

Task 3.0.1 (*Sparse fourier estimation task*). Detect $\omega_j \in \mathbb{Z}_N$ and estimate α_j , for $j = 1, \dots, k$.

We are only interested in estimation schemes that perform the sparse fourier estimation task (3.0.1) with arithmetic, sampling and storage complexity at most *sublinear* in N . Under certain assumptions on noise, it is known that this task can be performed

with sampling and arithmetic complexity¹ sublinear in N , and there is a large body of work on algorithms that achieve this [8, 11]. They are typically referred to as *Sparse Fast Fourier Transform* or SFFT algorithms.

To see why the above discussion is relevant to our digital estimation scheme, consider the method of chirps. We will first observe that for a chirp signal S_L , and for any $R \in L^2(\mathbb{Z}_N)$, the ambiguity function $\mathcal{A}(S_L, R)$ on a line $M \neq L$ is, loosely speaking, a fourier transform of R (this statement is made precise in Theorem B.3.1). It then follows that in the k -sparse regime, for $S = S_L$ and R given by Eq. (1.3.7), the support of $\mathcal{A}(S, R)$ on M is essentially k -sparse, and so estimating $\mathcal{A}(S, R)$ on this line becomes a sparse fourier estimation task (3.0.1). This is the basis of the Sparse Channel Estimation or SCE method.

In order to effectively describe Sparse Channel Estimation (SCE), we first overview the “moving parts” of a typical SFFT algorithm.

3.1 An overview of Sparse Fast Fourier Transform (SFFT) algorithms.

Any SFFT algorithm will involve a randomized subsampling scheme and estimation procedure that utilizes the evaluated samples. Sparse Channel Estimation (SCE) does not assume a particular choice of SFFT algorithm – SCE is *modular* in this sense, and one can “plug-in” the SFFT algorithm of their choice.

¹Typically, the storage complexity of these schemes is simply proportional to sampling complexity, and so we may neglect to mention storage from here on out.

So, while we do not describe a specific sparse fourier transform algorithm here, we will summarize some of standard components of these methods. We describe those components by considering a couple of special cases of the sparse fourier estimation task (3.0.1), as we work our way up to the general case.

1. **Case:** $k \leq 1$ – the 1-sparse algorithm.

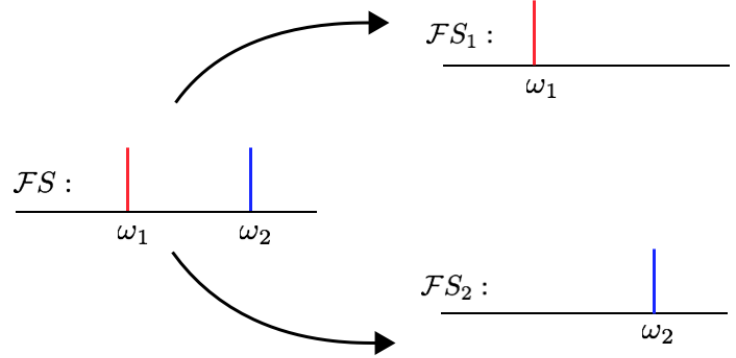
If $k = 1$, then without noise,

$$S[\tau] = \alpha_1 \cdot e^{\frac{2\pi i}{N}\omega_1\tau}$$

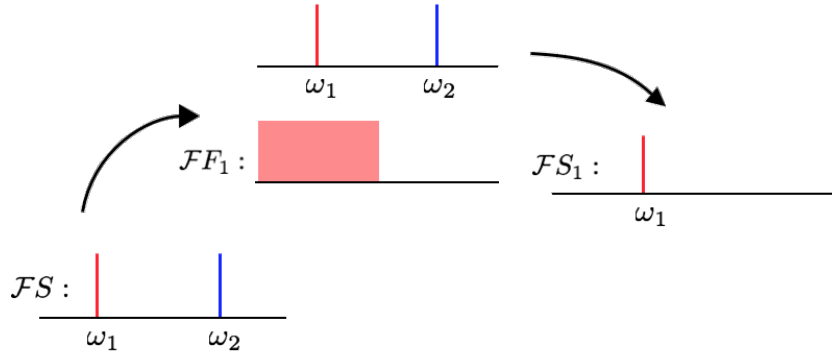
In this case, ω_1 can be estimated from the argument of $S[1]/S[0]$, and α_1 is simply given by $S[0]$. In other words, \mathcal{FS} can be estimated with a deterministic sampling scheme of just two samples!

Returning to a model with noise, namely, (3.0.1) with $k \leq 1$, we can perform Task 3.0.1 with a “robustified” version of the above procedure. This version would involve a randomized subsampling scheme, and corresponding estimation procedure. Since the sparsity k could be 1 or 0, the estimation procedure comes with a positive, real-valued *thresholding parameter* μ – if the estimated coefficient $\hat{\alpha}_1$ has magnitude less than μ , k is declared to be zero. For the reader’s convenience, we will denote this procedure as 1SFFT_μ .

The theme of modularity continues here as well, since SCE does not assume a specific choice of 1-sparse algorithm and can be implemented with a method of choice. Examples of such methods can be found in [8,11,18], for instance. However, in order to provide statistical guarantees and bounds on computational complexity, we make a choice of 1-sparse algorithm, see Appendix C.1 for the same. This



(a) Schematic representation of reduction to 1-sparse case.



(b) Schematic representation of filtering to reduce to 1-sparse case.

Figure 3.1.1: $k = 2$, ω_1 and ω_2 are well spread.

algorithm takes about $\log N$ samples and arithmetic operations (Lemmas C.1.2 and C.1.3).

2. **Case:** $k > 1$, ω_j *uniformly spread* – *Discrete filter functions*.

We use the term *uniformly spread* here to mean that each of the k intervals,

$$[0, N/k], [N/k, 2N/k], \dots, [(k-1)N/k, 0] \subseteq \mathbb{Z}_N,$$

contains only one ω_j for some $j = 1, \dots, k$. In this case, Task 3.0.1 will be performed by reducing to the 1-sparse case, see Fig. 3.1.1a for a schematic illustration

of this. This reduction will be achieved with certain elements of $L^2(\mathbb{Z}_N)$ called *filter functions*, or simply *filters*. There are two prescriptions for such functions, which we enumerate below. For ease of exposition, we illustrate these requirements for $k = 2$:

- We will require two filter functions F_1 and F_2 , such that $\mathcal{F}F_1$ and $\mathcal{F}F_2$ are supported on intervals of length $N/2$. For instance, $\mathcal{F}F_1$ may be supported on the interval $[0, N/2] \subseteq \mathbb{Z}_N$, and F_2 , given by a frequency shift,

$$F_2 = e_{N/2} \cdot F_1,$$

will have $\mathcal{F}F_2$ supported on the interval $[N/2, N] \subseteq \mathbb{Z}_N$.

Now consider $F_1 * S$ and, for simplicity, let us denote it as S_1 . By the *Convolution Theorem*,

$$\mathcal{F}(S_1) = \mathcal{F}(F_1 * S) = \mathcal{F}F_1 \cdot \mathcal{F}S. \quad (3.1.1)$$

So, as illustrated in Fig. 3.1.1b, $\mathcal{F}(S_1)$ is 1-sparse as desired, and so we apply the randomized sampling scheme and estimation procedure, 1SFFT_μ , from Case 1 here.

However, for any $\tau \in \mathbb{Z}_N$, a single sample $S_1[\tau]$ is given by,

$$S_1[\tau] = \sum_{\tau' \in \mathbb{Z}_N} F_1[\tau'] \cdot S[N - \tau'].$$

In other words, the number of arithmetic operations and samples of S required to evaluate a single sample of S_1 is determined by the size of F_1 's support. This brings us to the second prescription.

- We may wish to enforce that the size of the support of F_1 (and, consequently, of F_2) be sublinear in N . However, the *Fourier Uncertainty Principle* tells us that no function can satisfy both the above requirements simultaneously!

Fortuitously, there exist functions in $L^2(\mathbb{Z}_N)$ that “approximately” satisfy both requirements. The use of the term “approximately” here is made precise in Definitions B.4.2 and B.4.3. More precisely, there is a family of functions $\{F^k\}_{k \leq N}$, such that F^k is essentially supported on an interval of length $k \log N$, and $\mathcal{F}F^k$ is essentially supported on an interval of length N/k , see Corollary B.4.5 for a construction of the same. The existence of such a family of functions is mathematically non-trivial – it follows from the existence of an eigenfunction of the continuous fourier transform that is “highly localized”, namely, the standard Gaussian.

If we now denote,

$$S_j = F_j^k * S \quad \text{for } j = 1, \dots, k,$$

where $F_1^k = F^k$ then, by construction of F^k , we have reduced to Case 1 with each S_j . Moreover, for any $\tau \in \mathbb{Z}_N$ we can *simultaneously* evaluate $S_j[\tau]$, $j = 1, \dots, k$, with roughly k operations and k samples of S (Lemma C.2.1). We would then like to simultaneously evaluate samples of S_1, \dots, S_k using the randomized sampling scheme from Case 1 and this, in effect, produces a subsampling scheme for S .

Once S has been sampled, we will perform an estimation procedure which involves evaluating samples of S_j and applying 1SFFT_μ , for $j = 1, \dots, k$. For the reader’s convenience, we will refer to the above procedure simply as

SFFT $_{\mu}$.

3. *General case – Pseudorandom spectral permutation.*

Pseudorandom spectral permutation provides a means of sampling S by which, intuitively speaking, we can assume that the k frequencies ω_j are uniformly spread in \mathbb{Z}_N . In addition, it comes without additional cost to sampling or arithmetic complexity.

Pseudorandom spectral permutation is based on the following idea.

Let \mathbb{Z}_N^{\times} denote the set (in fact, group) of elements in \mathbb{Z}_N with a multiplicative inverse modulo N . An element $\sigma \in \mathbb{Z}_N^{\times}$ acts on $L^2(\mathbb{Z}_N)$ by *scaling* as follows:

$$\sigma : S \mapsto S^{\sigma}, \quad (3.1.2)$$

$$S^{\sigma}[\tau] = S[\sigma \cdot \tau], \quad (3.1.3)$$

for any $S \in L^2(\mathbb{Z}_N)$.

This *action* commutes with the discrete fourier transform as follows,

$$\mathcal{F}S^{\sigma} = (\mathcal{F}S)^{\sigma^{-1}},$$

$$\mathcal{F}S^{\sigma}[\omega] = \mathcal{F}S[\sigma^{-1}\omega]$$

Thus, scaling by a random element of \mathbb{Z}_N^{\times} will randomly permute $\omega_1, \dots, \omega_k$, as illustrated in Fig. 3.1.2. Permutation by random scaling can be further “augmented” with a frequency shift by $a \in \mathbb{Z}_N$ picked at random,

$$(\sigma, a) : S \mapsto S^{\sigma, a},$$

$$S^{\sigma, a}[\tau] = e_a[\tau] \cdot S[\sigma \cdot \tau],$$

$$\mathcal{F}(e_a[\tau] \cdot S^{\sigma})[\omega] = \mathcal{F}S[\sigma^{-1}\omega - a]$$




Figure 3.1.2: Reducing to Case 2 using a pseudorandom permutation, $\omega_1 = -100$, $\omega_2 = -75$, $\omega_3 = 70$, $N = 300$.

for any $S \in L^2(\mathbb{Z}_N)$.

Corollary C.3.2 tells us that with about $\log N$ random spectral permutations we can, loosely speaking, reduce the general case to Case 2. For each of those permutations, (σ, a) , we would then like to sample $S^{\sigma, a}$ using the sampling scheme from Case 2. This, in effect, produces a sampling scheme for S which we will refer to as $\text{Sampling}_{\text{SFFT}}$.

Once S has been sampled, we will then have an estimation procedure which involves evaluating samples of $S^{\sigma, a}$ and applying SFFT_μ in order to perform Task 3.0.1. Despite a minor modification, we will continue to refer to this estimation procedure as SFFT_μ , for ease of exposition.

With this overview of SFFT algorithms, we are now ready to describe the proposed

method.

3.2 Sparse Channel Estimation (SCE)

The Sparse Channel Estimation (SCE) scheme employs a method of chirps, and so we transmit $S = S_L + S_M + S_K$ for three distinct randomly chosen lines L, M, K . R is given by the digital channel model (1.3.7) but in addition, SCE presumes the k -sparse regime.

We now describe the estimation algorithm.

The method of chirps would then involve estimating $\mathcal{A}(S_L, R)$, $\mathcal{A}(S_M, R)$ and $\mathcal{A}(S_K, R)$ on certain lines in the plane. Recall that in the k -sparse regime, evaluating, for instance, $\mathcal{A}(S_L, R)$ on a line reduces to performing Task 3.0.1, in this case (by Theorem B.3.1), on $S_L \cdot \overline{R}$, and so we can use an SFFT algorithm. From the previous discussion, the first step in such an algorithm would be to apply $\text{Sampling}_{\text{SFFT}}$ to $S_L \cdot \overline{R}$. This will, in effect, produce a sampling scheme for R .

Once R is sampled, we can then evaluate samples of $S_L \cdot \overline{R}$, $S_M \cdot \overline{R}$ and $S_K \cdot \overline{R}$, to estimate the respective ambiguities. For the reader's convenience, we denote the set of samples of $S_L \cdot \overline{R}$ as Samples_L and, similarly, we also have Samples_M and Samples_K . We will refer to this process as $\text{Sampling}_{\text{SCE}}(R)$.

We can then apply SFFT_μ to Samples_L , for instance, in order to estimate $\mathcal{A}(S_L, R)$ on any line (distinct from L) in the plane \mathbb{Z}_N^2 . Theorem B.3.1 provides the explicit formula that relates the output of SFFT_μ and peaks of $\mathcal{A}(S_L, R)$ on a line in \mathbb{Z}_N^2 .

We present the pseudocode for SCE below.

Algorithm 1 Sparse Channel Estimation (SCE_μ)

Input: Channel sparsity k .

- 1: Randomly choose transversal lines K, L, M
- 2: Transmit $S = S_K + S_L + S_M$.
- 3: $\text{Sampling}_{\text{SCE}}(R) \rightarrow \text{Samples}_L, \text{Samples}_M, \text{Samples}_K$.
- 4: Locate peaks of $\mathcal{A}(S_K, R)$ on L using Samples_K and SFFT_μ
 $\rightarrow \kappa_i \in \mathbb{Z}_N^2, i \in \{1, \dots, k\}$.
- 5: Locate peaks of $\mathcal{A}(S_L, R)$ on K using Samples_L and SFFT_μ
 $\rightarrow \ell_j \in \mathbb{Z}_N^2, j \in \{1, \dots, k\}$.
- 6: Locate peaks of $\mathcal{A}(S_M, R)$ on L using Samples_K and SFFT_μ
 $\rightarrow m_{j'} \in \mathbb{Z}_N^2, j' \in \{1, \dots, k\}$.
- 7: Find points of triple incidence,

$$\{\kappa_i + \ell_j\} \cap \{\kappa_i + m_{j'}\}.$$

Output: Return every shift (τ, ω) found in Step 7.

Chapter 4

Complexity Bounds and Guarantees for Sparse Channel Estimation (SCE)

We now analyze the performance of SCE. We do so using certain standard measures to quantify the quality of such an algorithm, namely, *probability of detection (PD)* and *probability of false alarm (PFA)* [13].

Definition 4.0.1. *The probability of detection (PD) of a channel estimation scheme is the probability that the j^{th} target, (τ_j, ω_j) , is estimated.*

Definition 4.0.2. *The probability of false alarm (PFA) of a channel estimation scheme is the probability that the j^{th} shift estimated, does not correspond to any target.*

The guarantee for *Sparse Channel Estimation (SCE)*, Theorem 4.0.3, assumes the model Eq. (1.3.7) together with the following additional features.

- We make an assumption on the channel sparsity.

A1 (Sparsity): The channel sparsity is at most k , where $k \ll N$ is a constant, i.e., independent of N .

- We also make the following assumption on the coefficients α_j and their distribution.

A2 (ε -targets): There is some $A > 0$ and $\varepsilon \in (0, 1)$ such that $(\alpha_1, \dots, \alpha_k)$ is drawn uniformly at random from the following set:

$$B_\varepsilon = \left\{ x \in \mathbb{C}^k : \|x\|^2 = A \text{ and } \min_{x_j \neq 0} |x_j| \geq \varepsilon \cdot \sqrt{A/k} \right\}.$$

- The final assumption that we make is on the distribution of the noise ν_n .

A3 (*Subgaussian*): We assume ν_τ are i.i.d, mean zero and *subgaussian* random variables [23] with subgaussian parameter σ^2/N .

For our purposes, we define *signal-to-noise ratio*, or *SNR* for short, to be $\text{SNR} = A/\sigma^2$.

Theorem 4.0.3 (SCE). *Let $\mu = \kappa \cdot \varepsilon \sqrt{A/k}$ for some confidence parameter $\kappa \in (0, 1)$. Then, under the sparsity, ε -targets, and subgaussian assumptions there is an implementation of SCE_μ which takes*

1. $c_1 k (\log N)^3 (\varepsilon^2 \text{SNR})^{-1}$ samples,
2. $c_2 k (\log N)^3 (\varepsilon^2 \text{SNR})^{-1}$ bits of memory, and
3. $c_3 k (\log N)^3 (\varepsilon^2 \text{SNR})^{-1} + k^2$ arithmetic operations

for which $\text{PD} \rightarrow 1$ and $\text{PFA} \rightarrow 0$ as $N \rightarrow \infty$, where c_1, c_2, c_3 are constants independent of ε , SNR , k and N .

Remark 4.0.4. *A3 is satisfied, for instance, by the standard assumption of additive white Gaussian noise (AWGN) [22], namely, that ν_τ are i.i.d, mean zero and Gaussian random variables with variance σ^2/N .*

Remark 4.0.5. *The proof of Theorem 4.0.3 confirms that for an appropriate choice of constants c_1, c_2, c_3 , the rate of convergence of $PD \rightarrow 1$ and $PFA \rightarrow 0$ is at least polynomial in N .*

Chapter 5

Numerical Results

We now provide the experimentally observed convergence rates for PD and PFA in a specific case, see Figs. 5.0.1 and 5.0.2.

In addition, we provide numerical comparisons for time and space complexity of SCE and the Incidence method (IM) in a specific case, see Table 1.

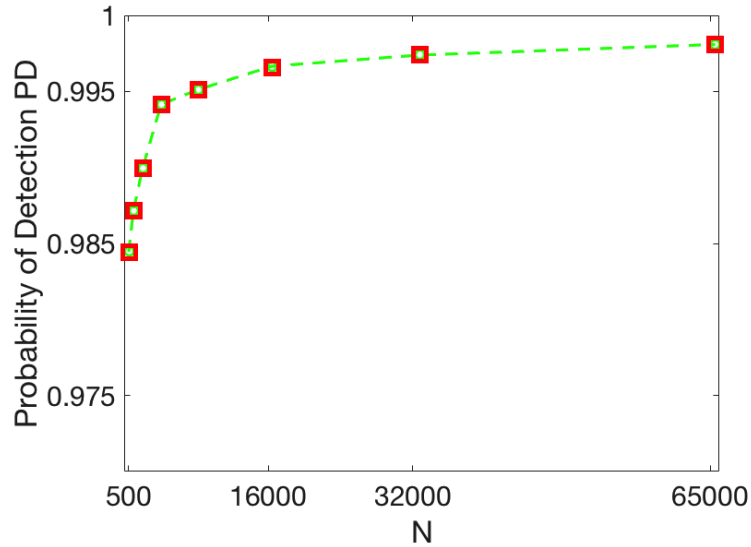


Figure 5.0.1: Experimentally observed convergence rate for PD, $k = 5$, $\text{SNR} = 10\text{dB}$, 500 random trials.

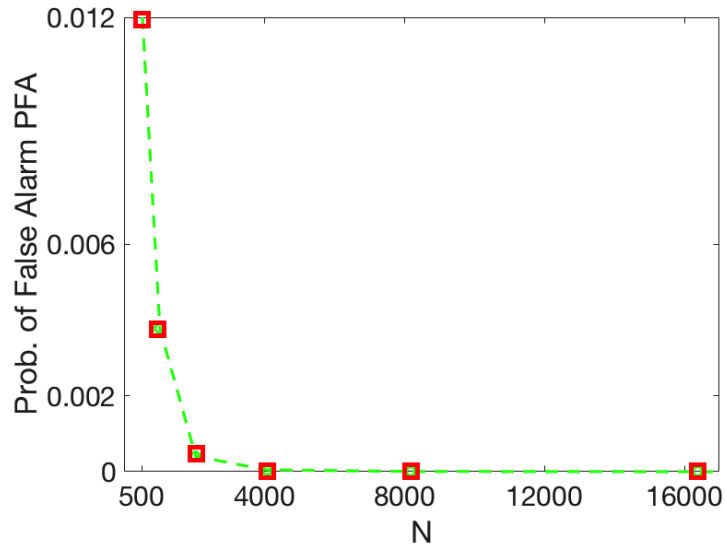


Figure 5.0.2: Experimentally observed convergence rate for PFA, $k = 5$, $\text{SNR} = 10\text{dB}$, 500 random trials.

| N | SCE | | IM | |
|--------|---------|------------|---------|------------|
| | Samples | Time (sec) | Samples | Time (sec) |
| 2048 | 2048 | 0.1423 | 2048 | 0.0370 |
| 4096 | 4096 | 0.1250 | 4096 | 0.0740 |
| 8192 | 5468 | 0.1595 | 8192 | 0.1620 |
| 16,384 | 6242 | 0.1789 | 16,384 | 0.3230 |
| 32,768 | 7064 | 0.1992 | 32,768 | 0.5790 |
| 65,536 | 7934 | 0.2314 | 65,536 | 1.2010 |

Table 1: Numerical comparison of time and sample complexity, $k = 50$, $\text{SNR} = 10\text{dB}$, 500 random trials.

Appendix A

Justifications behind the Model.

A.1 The Doppler effect as a time-scale.

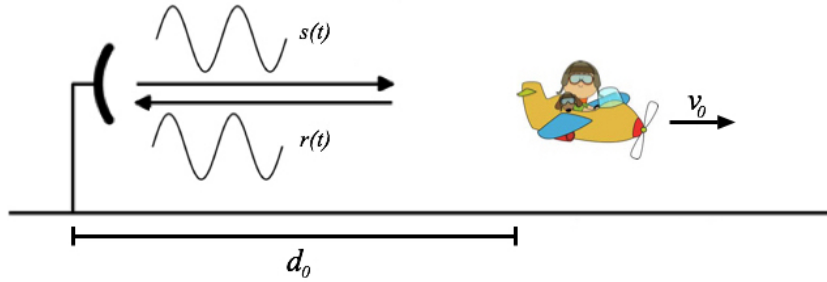


Figure 1.2.1: Illustrating range and radial velocity of object.

As in Section 1.2, if the object of interest is at a radial distance of d_0 , and has relative radial velocity v_0 , then there is a standard model [14] for the relationship between the signal transmitted s and the signal received r , namely,

$$r(t) = \alpha_0 \cdot s((a_0)t - t_0) + \text{Noise} \quad (\text{A.1.1})$$

where,

$$a_0 = 1 - \frac{v_0}{v_0 + c}$$

$$t_0 = \frac{2d_0}{c}.$$

For a detailed justification, see Section 1.1 in [14].

However, in many applications, bandwidth W is significantly less than the carrier frequency f_c . In this case, it is standard to make the following approximation,

$$s(a_0 t) \approx e^{if_0 t} s(t), \quad (\text{A.1.2})$$

where $f_0 = f_c |a_0 - 1|$, which leads to the *continuous channel model* 1.2.2.

Next, we provide a mathematical basis for making the above approximation A.1.2 when $W/f_c \ll 1$.

A.1.1 Time scale to frequency shift.

We have the following statement that relates a time-scale of a signal s to a frequency shift of the same, and involves the ratio W/f_c of its bandwidth to carrier frequency.

Theorem A.1.1. *For $s \in L^2(\mathbb{R})$ with bandwidth W and carrier frequency f_c ,*

$$s(a_0 t) = e^{if_0 t} s(t) + O\left(f_0 t \cdot \frac{W}{f_c}\right) \quad (\text{A.1.3})$$

where $f_0 = f_c |a_0 - 1|$.

Remark A.1.2. *It seems to be a standard rule of thumb to make the approximation A.1.2 if the signal bandwidth is less than one-tenth of the carrier frequency [14]. In Section 1.1 of [14], the authors remark, “Numerical simulations with rather complicated signals showed that the difference between the calculated performances was very small, even when the narrowband assumption was used with a signal whose bandwidth reached 40% of the center frequency.” They also note that Appendix A of [2] lists errors resulting from these approximations.*

A.2 Moving between Digital and Analog Settings.

Shannon, in his seminal work [21] provided explicit formulas that can be recast as a linear map,

$$\text{D-to-A} : L^2(\mathbb{Z}_N) \rightarrow L^2(\mathbb{R}),$$

$$S \mapsto s,$$

that would produce signals of duration T and bandwidth W . Namely, for $S \in L^2(\mathbb{Z}_N)$, let $s = \text{D-to-A}(S)$; then,

$$s(t) = e^{2\pi i f_c t} s_0(t) \tag{A.2.1}$$

where,

- $s_0(t) = \sum_{\tau \in \mathbb{Z}_N} S[\tau] \cdot \text{sinc}_W(t - \frac{\tau}{W})$,
- $\text{sinc}_W(t) = \frac{\sin(\pi W t)}{\pi W t}$,
- f_c denotes the carrier frequency of the signal to be transmitted, and f_c is a multiple of W .

In addition, he provided exact formulas that realize the following linear map,

$$\text{A-to-D} : L^2(\mathbb{R}) \rightarrow L^2(\mathbb{Z}_N),$$

$$r \mapsto R$$

Namely, for $r \in L^2(\mathbb{R})$, let $R = \text{A-to-D}(r)$; then,

$$R[\tau] = \sum_{m \in \mathbb{Z}} r\left(\frac{\tau}{W} + mT\right) \tag{A.2.2}$$

Property 1.3.1, which is the key attribute of D-to-A and A-to-D from which the digital channel model 1.3.7 is derived, can be immediately derived from the above formulas. For a proof, see Appendix E.

Appendix B

Underlying Algebraic Structure.

B.1 Computing the Ambiguity function on a Line

Let $L \subseteq \mathbb{Z}_N^2$ be a line generated by $(1, a)$ for some $a \in \mathbb{Z}_N$. Then,

$$\mathcal{A}(S_1, S_2)(\tau, a\tau + \omega) = (\tilde{S}_1 * \tilde{S}_2)[\tau],$$

where,

$$\begin{aligned}\tilde{S}_1[\tau] &= e^{\frac{2\pi i}{N}(-a\tau^2 - \omega\tau)} \cdot S_1 \\ \tilde{S}_2[\tau] &= e^{\frac{2\pi i}{N}a\tau^2} \cdot \overline{S_2[-\tau]}.\end{aligned}$$

If L is generated by $(0, 1)$ then [6],

$$\begin{aligned}\mathcal{A}(S_1, S_2)(\tau, \omega) &= \sqrt{N} \cdot (\mathcal{F}S_1 * \mathcal{F}\tilde{S}_2)[\omega] \\ &= \sqrt{N} \cdot \left(\mathcal{F}(S_1 \cdot \tilde{S}_2) \right)[\omega]\end{aligned}$$

where,

$$\tilde{S}_2[\tau'] = \overline{S_2[\tau' - \tau]}.$$

The above formulas can be verified by direct evaluation. A verification can also be found in [6].

B.2 Chirp Signals

In Section 2.2.1, we saw that the ambiguity of a δ -function $\mathcal{A}(\delta_\tau)$, was supported on the line \mathcal{W} . We also saw that for a complex exponential e_ω , $\mathcal{A}(e_\omega)$ is supported on the line \mathcal{T} , and claimed that for *any* line $L = \{(\tau, a\tau) : \tau \in \mathbb{Z}_N\}$, where $a \in \mathbb{Z}_N$, we can expect chirp functions whose ambiguity is supported on L . To see why, we point out that

- $\{\delta_\tau : \tau \in \mathbb{Z}_N\}$ forms an orthonormal basis for the commuting operators $\{H_{0,\omega} : \omega \in \mathbb{Z}_N\}$ associated with the line \mathcal{W} and,
- Likewise, $\{e_\omega : \omega \in \mathbb{Z}_N\}$ forms an orthonormal basis for the commuting operators $\{H_{\tau,0} : \tau \in \mathbb{Z}_N\}$ associated with the line \mathcal{T} .

In the same way, the operators $\{H_{\tau,a\tau} : \tau \in \mathbb{Z}_N\}$, associated with the line L , commute and share an orthonormal basis which we will denote as $\{S_L^\omega : \omega \in \mathbb{Z}_N\}$. It then turns out that $\mathcal{A}(S_L^\omega)$ is supported on L . This result (Theorem B.2.1) follows immediately from the *Heisenberg commutation relation*, namely that,

$$H_{\tau,\omega} \circ H_{\tau',\omega'} = e^{\frac{2\pi i}{N}(\omega\tau' - \tau\omega')} H_{\tau',\omega'} \circ H_{\tau,\omega}, \quad (\text{B.2.1})$$

for every $(\tau, \omega), (\tau', \omega') \in \mathbb{Z}_N^2$.

Theorem B.2.1 (Existence of Chirps). *Let $L \subseteq \mathbb{Z}_N^2$ be a line. Then,*

1. *The operators $\{H_{\tau,\omega} : (\tau, \omega) \in L\}$ have N distinct eigenvalues, and share an orthonormal basis of eigenvectors \mathcal{B}_L .*

2. *For $S_L \in \mathcal{B}_L$*

$$|\langle H_{\tau,\omega} S_L, S_L \rangle| = \begin{cases} 1 & \text{if } (\tau, \omega) \in L \\ 0 & \text{otherwise} \end{cases}$$

In fact, the commuting operators from which chirps arise can be seen to come from commutative subgroups of the *Heisenberg-Weyl* group G_{HW} [3,4,6,7,9,10]. We can then utilize the structure of G_{HW} in order to explicitly construct and produce formulas for these functions.

For the remainder of this section, we assume that N is odd and “ 2^{-1} ” will denote the multiplicative inverse of 2 modulo N , namely $(N+1)/2$.

Lemma B.2.2 (Formulas for Chirps). *We have the following formulas for the orthonormal bases \mathcal{B}_L associated with the line $L \subseteq \mathbb{Z}_N^2$.*

1. *For $a \in \mathbb{Z}_N$ and operators $\{H_{\tau, a\tau} : \tau \in \mathbb{Z}_N\}$ corresponding to the line*

$L = \{(\tau, a\tau) : \tau \in \mathbb{Z}_N\}$, we have the orthonormal basis of eigenvectors:

$$\mathcal{B}_L = \left\{ S_L^\omega[\tau'] = \frac{1}{\sqrt{N}} e^{\frac{2\pi i}{N}(2^{-1}a\tau'^2 + \omega\tau')} : \omega \in \mathbb{Z}_N \right\}. \quad (\text{B.2.2})$$

2. *For the operators $\{H_{0,w} : \omega \in \mathbb{Z}_N\}$ corresponding to the line $\mathcal{W} = \{(0, \omega) : \omega \in \mathbb{Z}_N\}$,*

we have the orthonormal basis of eigenvectors:

$$\mathcal{B}_\mathcal{W} = \{S_\mathcal{W}^\tau[n] = \delta_\tau\}. \quad (\text{B.2.3})$$

Lemma B.2.3 (Chirp cross-correlation.). *For distinct lines $L \neq M$, and any choice of chirps $S_L \in \mathcal{B}_L$, $S_M \in \mathcal{B}_M$,*

$$|\mathcal{A}(S_L, S_M)| = \frac{1}{\sqrt{N}}.$$

B.3 Reduction to Sparse FFT

Theorem B.3.1. *Given $S \in L^2(\mathbb{Z}_N)$, lines L and M :*

- $L = \{(\tau, a_1\tau) : \tau \in \mathbb{Z}_N\}.$

- $M = \{(\tau, a_2\tau) : \tau \in \mathbb{Z}_N\}.$

the values of the ambiguity function of S against the chirp S_L^b on the shifted line $M' = M + (0, \omega)$, $\omega \in \mathbb{Z}_N$ are given by the following Fourier coefficients,

$$\mathcal{A}(S_L^b, S)[(\tau, a_2\tau) + (0, \omega)] = |\mathcal{F}(\overline{S_L} \cdot S)[(a_1 - a_2)\tau + b - \omega]|$$

where, S_L is the chirp $S_L = S_L^0$.

B.4 Discrete Filter Functions

Definition B.4.1 (Support). *The support of a function complex-valued function F is the subset of its domain on which $F \neq 0$.*

Definition B.4.2 (Essential Support). *We say that $F \in L^2(\mathbb{Z}_N)$ is essentially supported on an interval $I \subseteq \mathbb{Z}_N$ if*

$$\sum_{\tau \notin I} |F[\tau]| = O(1/N).$$

Definition B.4.3 $((k, k', \delta)$ -family of filters). *We will refer to $\{F_N \in L^2(\mathbb{Z}_N)\}_N$ as a (k, k', δ) -family of filters if*

1. F_N is essentially supported on the interval $[-k \log N, k \log N]$,
2. $\mathcal{F}F_N$ is essentially supported on the interval $[-k', k']$,
3. And lastly,

$$\delta \leq \mathcal{F}F_N[\omega] \leq 1,$$

for ω between $\pm k' \sqrt{\log(1/\delta)}/\sqrt{\log N}$

Theorem B.4.4 (Discrete Gaussians). *We have the following results about the discretization of continuous gaussians and their fourier transforms.*

1. Let $G \in L^2(\mathbb{Z}_N)$ be defined as follows,

$$G[\tau] = \sum_{m \in \mathbb{Z}} e^{-\pi \left(\frac{\tau}{\sqrt{N}} + m\sqrt{N} \right)^2}. \quad (\text{B.4.1})$$

Then, G is an eigenvector of the discrete fourier transform

2. *Moreover, for any $\sigma \in \mathbb{R}$, if,*

$$G^\sigma[\tau] = \sum_{m \in \mathbb{Z}} e^{-\pi \left(\frac{\sigma \cdot \tau}{\sqrt{N}} + m\sqrt{N} \right)^2}. \quad (\text{B.4.2})$$

then,

$$\mathcal{F}(G^\sigma) = \sum_{m \in \mathbb{Z}} e^{-\pi \left(\frac{\tau}{\sigma\sqrt{N}} + m\sqrt{N} \right)^2}.$$

Note that the only significant term in the expression in Eqs. (B.4.1) and (B.4.2) corresponds to $m = 0$. We then have the following corollary.

Corollary B.4.5 (Discrete Gaussian Filters). *There exists a $(k \log N, N/k, \delta)$ -family of filters for every $0 \leq \delta < 1$, namely*

$$F_N[\tau] = e^{-\pi \left(\frac{\tau^2}{k^2 \log N} \right)}.$$

Appendix C

Complexity bounds and Guarantees for Sparse Channel Estimation (SCE).

C.1 Case 1: 1-sparse algorithm (“Bit-by-bit”)

The algorithm described below can be immediately generalized to the case of N a power of a small prime, but for readability we assume N is a power of 2. The main idea is based on the following observation.

Observation C.1.1. *For N a power of 2, given $S \in L^2(\mathbb{Z}_N)$ such that*

$$S[\tau] = \sqrt{N} \cdot \alpha_0 e_{\omega_0}[\tau] \tag{C.1.1}$$

and if the smallest $k - 1$ “bits” of ω_0 are zero then,

$$\begin{aligned} 1. \text{ the } k^{\text{th}} \text{ bit is zero iff } & \begin{cases} |S[r] - S[r + N/2^k]| &= 0 \\ |S[r] + S[r + N/2^k]| &= |\alpha_0| \end{cases} \\ 2. \text{ the } k^{\text{th}} \text{ bit is one iff } & \begin{cases} |S[r] - S[r + N/2^k]| &= |\alpha_0| \\ |S[r] + S[r + N/2^k]| &= 0 \end{cases} \end{aligned}$$

The estimation algorithm then proceeds as follows. We start with an estimate for ω_0 that is simply $\omega = 0$. Then, for some fixed $r_1 \in \mathbb{Z}_N$ and denoting $A = S[r_1]$, $B = S[r_m + N/2^m]$, if $|A + B| = 0$ we update $\omega = 1$; we have just computed the first *bit* of ω_0 .

At step m , where m is between 1 and $\log_2 N$, we fix $r_m \in \mathbb{Z}_N$ and denote,

$$\begin{aligned} A &= (S \cdot e_{-\omega})[r_m] \\ B &= (S \cdot e_{-\omega})[r_m + N/2^m] \end{aligned}$$

if $|A + B| = 0$ we add 2^{m-1} to the estimate ω and we have now computed the m^{th} bit of ω_0 . As a result, the estimation algorithm that we eventually produce will be called *Bit-by-bit*. Inductively, after $\log_2 N$ steps we will have the the estimate $\omega = \omega_0$.

More interestingly however, we would like to estimate ω_0 in the presence of noise, namely,

$$S[\tau] = \sqrt{N} \cdot \alpha_0 e_{\omega_0}[\tau] + \nu_\tau \tag{C.1.2}$$

where $\nu_n \sim \mathcal{N}(0, \sigma^2)$ i.i.d. and, without loss of generality, $\alpha_0 = 0$ or 1 .

The above procedure is then robustified by including certain *averages*. The algorithm will also have a thresholding parameter $\mu \in (0, 1)$, to distinguish between the case when $\alpha_0 = 1$ and $\alpha_0 = 0$.

We present the pseudocode for Bit-by-bit $_\mu$ below.

Algorithm 2 Bit-by-bit _{μ}

Require: S, N .

- 1: $\omega = 0$.
- 2: Pick $\{r_{m,i} \in \mathbb{Z}_N : m = 1, \dots, \log_2(N), i = 1, \dots, T_{bit}\}$ uniformly at random.
- 3: For $m = 1, \dots, \log_2(N)$:

For $i = 1, \dots, T_{bit}$:

$$A_{m,i} = S[r_{m,i}] \cdot e_{-\omega}[r_{m,i}]$$

$$B_{m,i} = S[r_{m,i} + N/2^m] \cdot e_{-\omega}[r_{m,i} + N/2^m]$$

$$\text{If } \left| \sum_{i=1}^{T_{bit}} A_{m,i} + B_{m,i} \right| < \left| \sum_{i=1}^{T_{bit}} A_{m,i} - B_{m,i} \right|:$$

$$\omega = \omega + 2^{m-1}$$

- 4: Estimate α_0 :

$$\alpha = \frac{1}{2 \log_2 N \cdot T_{bit}} \cdot \left(\sum_{m,i} (A_{m,i} + B_{m,i}) \right)$$

Ensure: If $|\alpha| > \mu$ return ω .

By Lemma C.1.2, it suffices to let the parameter $T_{bit} = O(\ln \ln N)$.

Lemma C.1.2. *Assume the model C.1.2, and denote $SNR = |\alpha_\omega|^2 / \sigma^2$. Then there is an implementation of Bit-by-bit _{μ} that,*

1. *Returns ω_0 with probability $1 - \delta$,*
2. *And exhibits,*

$$\text{Sample complexity} = 8 \log(\log(N)/\delta) \cdot (SNR)^{-1},$$

$$\text{Arithmetic complexity} \leq c \cdot \text{Sample complexity},$$

for N sufficiently large and c a constant independent of N, SNR and δ .

Lemma C.1.3 (Thresholding). *Assume the model C.1.2, and denote $SNR = |\alpha_\omega|^2/\sigma^2$.*

Fix $\omega \in \mathbb{Z}_N$. For $\tau_1, \dots, \tau_m \in \mathbb{Z}_N$ picked uniformly at random, let

$$\hat{\alpha} = \frac{N}{m} \sum_{i=1}^m S[\tau_i] \cdot e_{-\omega}[\tau_i].$$

Then, for $\omega = \omega_0$,

$$P(|\hat{\alpha}| - |\alpha_0| > \mu|\alpha_0|) \leq \delta$$

and otherwise,

$$P(|\hat{\alpha}| > \mu|\alpha_0|) \leq \delta,$$

where,

$$\delta = 2 \exp \left(-m \cdot \frac{\mu^2}{8 + 2SNR^{-1}} \right).$$

C.2 Case 2: $k > 1$, ω_j uniformly spread

Lemma C.2.1 (Filtering). *Let m be a positive integer such that m divides N . For*

$j = 1, \dots, m$, and functions S and $F \in L^2(\mathbb{Z}_N)$ denote,

$$S_j = S * (F \cdot e_{\frac{N}{m}j}).$$

1. *If $F \in L^2(\mathbb{Z}_N)$ has support of size k , then for any $\tau \in \mathbb{Z}_N$, we can compute*

$S_1[\tau], \dots, S_m[\tau]$ simultaneously, using

(a) k samples of S ,

(b) Fewer than $k + m \log m$ operations.

2. If $F \in L^2(\mathbb{Z}_N)$ has essential support of size k and S has unit norm, then for any

$\tau \in \mathbb{Z}_N$, we can compute estimates $\tilde{S}_1[\tau], \dots, \tilde{S}_m[\tau]$ simultaneously, using

(a) k samples of S ,

(b) Fewer than $k + m \log m$ operations,

such that $|S_j[\tau] - \tilde{S}_j[\tau]| = O(1/N)$, for $j = 1, \dots, m$.

Lemma C.2.2 (Filtered Noise). *Let $R \in L^2(\mathbb{Z}_N)$ be given by,*

$$R[\tau] = S[\tau] + \nu_\tau,$$

where $\nu_\tau \sim \mathcal{N}(0, \sigma^2/N)$ i.i.d. Then, for a discrete gaussian filter $F[\tau] = e^{-\pi(\frac{\tau^2}{4k^2 \log N})}$,

$$(R * F)[\tau] = (S * F)[\tau] + \tilde{\nu}_\tau,$$

where, $\tilde{\nu}_\tau \sim \mathcal{N}(0, \tilde{\sigma}^2/N)$ and,

$$\tilde{\sigma}^2 \leq \sigma^2/k.$$

C.3 General Case

Lemma C.3.1. *Given*

$$\{\omega_1, \dots, \omega_k\} \subseteq \mathbb{Z}_N$$

for σ chosen uniformly at random from \mathbb{Z}_N^* , $\sigma\omega_1$ is isolated with probability at most $2Ck/N$.

Corollary C.3.2. *If $C \leq N/8k$, with $O(\ln k/\delta)$ choices of σ uniformly at random from \mathbb{Z}_N^* , for all $i = 1, \dots, k$, $\sigma\omega_i$ is isolated at least once with probability $1 - \delta$.*

Appendix D

Background.

D.1 Fourier Transforms

An element $S \in L^2(\mathbb{Z}_N)$ can be represented in terms of its samples or function values as $S[\tau], \tau \in \mathbb{Z}_N$. This corresponds to representing S in the orthonormal basis of δ -functions, $\{\delta_\tau : \tau \in \mathbb{Z}_N\}$. The evaluations $S[\tau]$ may also be referred to as the coordinates of S in *time*.

We can also express S in the orthonormal basis of exponential functions, $\{e_\omega : \omega \in \mathbb{Z}_N\}$. Then, the evaluations $\langle S, e_\omega \rangle$ may be referred to as the coordinates of S in *frequency*. The linear transformation which maps the coordinates of S in time to its coordinates in frequency is known as the *discrete fourier transform*, or DFT for short, and we will denote it by \mathcal{F} ,

$$\mathcal{F}S[\omega] = \langle S, e_\omega \rangle \quad \omega \in \mathbb{Z}_N.$$

In terms of the samples $S[\tau]$, $\mathcal{F}S$ can be expressed as,

$$\mathcal{F}S[\omega] = \sum_{\tau \in \mathbb{Z}_N} S[\tau] \cdot \overline{e_\omega[\tau]} \quad \omega \in \mathbb{Z}_N.$$

If the coordinates of S are given to us in time, we could naively compute the discrete fourier transform of S in $O(N \cdot \text{supp}(S))$ operations, where $\text{supp}(S)$ denotes the size of

the support of S in time. However, with the *Fast Fourier Transform* (FFT) algorithm we can compute $\mathcal{F}(S)$ in $O(N \log N)$ operations even if S on all of \mathbb{Z}_N .

Analogously, the *continuous fourier transform* of a function $s \in L^2(\mathbb{R})$, is a complex valued function on the real line which we will denote¹ by $\mathcal{F}s$. This function is given by,

$$\mathcal{F}s(f) = \int_{\mathbb{R}} s(t) e^{-2\pi i f t} dt \quad f \in \mathbb{R}$$

D.2 Lines in \mathbb{Z}_N .

As discussed, a line in \mathbb{Z}_N^2 is defined similar to lines in the real plane \mathbb{R}^2 – a line in \mathbb{R}^2 is the \mathbb{R} -linear span of some point in the plane, we use “line” to refer to what may specifically called “lines through the origin” in other contexts.

However, consider the following example.

Example D.2.1. Consider $N = 4$. The points $(1, 2), (2, 2)$ lie in the \mathbb{Z}_4^2 plane. The \mathbb{Z}_4 -span of $(1, 2)$ is given by:

$$\{(n, 2n) : n \in \mathbb{Z}_4\} = \{(0, 0), (1, 2), (2, 0), (3, 2)\}$$

$$\{(2n, 2n) : n \in \mathbb{Z}_4\} = \{(0, 0), (2, 2)\}$$

The \mathbb{Z}_4 -span of certain points may consist of fewer than $N = 4$ elements.

For our purposes, we will use the term *generic line* to refer to a set of N points which is the \mathbb{Z}_N -span of a point. For details on more general sets that could be used see Sec D.2

¹The same symbol \mathcal{F} is used for both the continuous and discrete fourier transforms; which one is meant will be evident from the context.

Definition D.2.1. *Generic line: A generic line L is the \mathbb{Z}_N -span of a point $(a, b) \in \mathbb{Z}_N^2$, which consists of N points. We say L is generated by (a, b) .*

Lemma D.2.2. *The \mathbb{Z}_N -span of a point $(a, b) \in \mathbb{Z}_N^2$ consists of $N/\gcd(a, b, N)$ points.*

Proof. The \mathbb{Z}_N -span of (a, b) is a group under addition. For $N' = N/\gcd(a, b, N)$, one can verify that the span is isomorphic to $\mathbb{Z}_{N'}$. \square

Therefore, we have the following corollary.

Corollary D.2.3. *A generic line L is the \mathbb{Z}_N -span of a point $(a, b) \in \mathbb{Z}_N^2$, where $\gcd(a, b, N) = 1$.*

From now forth, for brevity we will use the terms *generic line* and *line* interchangeably.

In the real plane, distinct lines always intersect at exactly one point, namely the origin. Consider the following example in \mathbb{Z}_4 .

Example D.2.2. *Let L be the line generated by $(1, 2)$ and M the line generated by $(1, 0)$ in \mathbb{Z}_4^2 . A point lies in the intersection of L and M if there is some $\ell, \mu \in \mathbb{Z}_4$ such that:*

$$(\ell, 2\ell) = (\mu, 0)$$

$$\text{i.e. } \ell = \mu \text{ and } 2\ell = 0$$

So L and M intersect at two points $(0, 0)$ and $(2, 0)$.

In order to identify the time-frequency shift, we need the lines to have a unique point of intersection. We have the following definition.

Definition D.2.4. *A pair of lines L and M in \mathbb{Z}_N^2 are said to be transversal if they intersect only at the origin.*

We use the following lemma and corollary.

Lemma D.2.5. *If two lines L and M in \mathbb{Z}_N^2 are generated by (a_1, b_1) and (a_2, b_2) respectively and*

$$\gcd \left(\begin{vmatrix} a_1 & a_2 \\ b_1 & b_2 \end{vmatrix}, N \right)$$

then L and M are transversal.

Proof. For each point of intersection of L and M there is some l, m in \mathbb{Z}_N such that

$$la_1 - ma_2 = 0$$

$$lb_1 - mb_2 = 0$$

This has a unique solution if $\begin{vmatrix} a_1 & a_2 \\ b_1 & b_2 \end{vmatrix}$ is invertible. □

Lemma D.2.6. *For k points $\{p_1, \dots, p_k\}$ in \mathbb{Z}_N^2 , and three distinct pairwise transversal lines L, M, K with slopes chosen uniformly at random, the triple intersections of the shifted lines*

$$p_i + L, p_i + M, p_i + K \qquad i = 1, \dots, k$$

uniquely identify the points with probability at least $1 - \frac{k^3}{N-2}$.

Appendix E

Proofs.

E.1 Justifications behind the Model.

E.1.1 Time scale to frequency shift.

Theorem A.1.1. *For $s \in L^2(\mathbb{R})$ with bandwidth W and carrier frequency f_c ,*

$$s(a_0 t) = e^{i f_0 t} s(t) + O\left(f_0 t \cdot \frac{W}{f_c}\right) \quad (\text{A.1.3})$$

where $f_0 = f_c |a_0 - 1|$.

Proof. Note that by the definition,

$$s(t) = e^{2\pi i f_c t} s_0(t)$$

where, f_c is the carrier frequency and $s_0 \in L^2(\mathbb{R})$ (often known as the *baseband signal*) has fourier support in the interval $[-W/2, W/2]$.

One can check that it suffices to show,

$$|s_0(a_0 t) - s_0(t)| \leq O\left(f_0 t \cdot \frac{W}{f_c}\right)$$

By Bernstein's Inequality (Theorem 2.3.17, [19])

$$|s'_0(t)| \leq 2\pi W \sup_{x \in \mathbb{R}} |s_0(t)| \quad (\text{E.1.1})$$

By the Mean value theorem and Eq. (E.1.1),

$$\begin{aligned}
|s_0(a_0 t) - s_0(t)| &\leq \text{const} \cdot |(a_0 - 1)t|W \\
&= \text{const} \cdot |f_c(a_0 - 1)t| \cdot \frac{W}{f_c} \\
&= \text{const} \cdot |f_0 t| \cdot \frac{W}{f_c}
\end{aligned}$$

□

E.2 Moving between Digital and Analog settings.

Property 1.3.1. *For a continuous shift on the time-frequency grid, $(t_0, f_0) \in \Lambda_{T,W}$, there exists (τ_0, ω_0) in \mathbb{Z}_N^2 such that*

$$A\text{-to-}D \circ h_{t_0, f_0} \circ D\text{-to-}A = H_{\tau_0, \omega_0} \quad (1.3.6)$$

Proof.

Let $S \in L^2(\mathbb{Z}_N)$. Then, by formula A.2.1,

$$\{h_{t_0, f_0} \circ D\text{-to-}A(S)\}(t) = e^{2\pi i f_0 t} \cdot e^{2\pi i f_c(t-t_0)} \cdot \left(\sum_{\tau \in \mathbb{Z}_N} S[\tau] \cdot \text{sinc}_W\left(t - \frac{\tau}{W} - t_0\right) \right)$$

Consider the natural map,

$$\Lambda_{T,W} = \frac{1}{W}\mathbb{Z} \times \frac{1}{T}\mathbb{Z} \rightarrow \mathbb{Z} \times \mathbb{Z}$$

If $(\bar{\tau}_0, \bar{\omega}_0) \in \mathbb{Z}^2$ denotes the image of (t_0, f_0) under this map then,

$$\{h_{t_0, f_0} \circ D\text{-to-}A(S)\}(t) = e^{2\pi i (\frac{\bar{\omega}_0}{T})t} \cdot e^{2\pi i f_c(t - \frac{\bar{\tau}_0}{W})} \cdot \left(\sum_{\tau \in \mathbb{Z}_N} S[\tau] \cdot \text{sinc}_W\left(t - \frac{\tau + \bar{\tau}_0}{W}\right) \right)$$

If we denote $R = A\text{-to-}D \circ h_{t_0, f_0} \circ D\text{-to-}A(S)$, by formula A.2.2,

$$R[\tau] = \sum_{m \in \mathbb{Z}} \{h_{t_0, f_0} \circ D\text{-to-}A(S)\}\left(\frac{\tau}{W} + mT\right). \quad (E.2.1)$$

Now consider another natural map,

$$\mathbb{Z} \times \mathbb{Z} \rightarrow \mathbb{Z}_N \times \mathbb{Z}_N$$

Let $(\tau_0, \omega_0) \in \mathbb{Z}_N^2$ denote the image of $(\bar{\tau}_0, \bar{\omega}_0)$ under the above map. Then,

$$\sum_{m \in \mathbb{Z}} \{h_{t_0, f_0} \circ \text{D-to-A}(S)\} \left(\frac{\tau}{W} + mT \right) = e^{2\pi i \frac{\omega_0 \tau}{N}} S[\tau - \tau_0] \quad (\text{E.2.2})$$

where equality follows from the fact that:

1. $N = TW$, and so $e^{2\pi i \left(\frac{\bar{\omega}_0 \tau}{TW} \right)} = e^{2\pi i \frac{\omega_0 \tau}{N}}$,
2. f_c is a multiple of W , and so $e^{2\pi i f_c \left(\frac{\tau}{W} - \frac{\bar{\tau}_0}{W} \right)} = 1$,
3. and lastly,

$$\sum_{\tau' \in \mathbb{Z}_N} S[\tau'] \cdot \text{sinc}_W \left(\frac{\tau}{W} - \frac{\tau' + \bar{\tau}_0}{W} \right) = S[\tau - \tau_0]$$

since,

$$\text{sinc}_W \left(\frac{\tau}{W} \right) = \begin{cases} 1 & \text{if } \tau = 0 \\ 0 & \text{otherwise} \end{cases}$$

Following along the equalities in Eq. (E.2.1) and Eq. (E.2.2), we see that for any $S \in L^2(\mathbb{Z}_N)$,

$$\begin{aligned} \{\text{A-to-D} \circ h_{t_0, f_0} \circ \text{D-to-A}(S)\}[\tau] &= e^{2\pi i \frac{\omega_0 \tau}{N}} S[\tau - \tau_0] \\ &= \{H_{\tau_0, \omega_0} S\}[\tau]. \end{aligned}$$

□

E.3 Underlying Algebraic Structure.

E.3.1 Construction of Chirps.

Theorem B.2.1 (Existence of Chirps). *Let $L \subseteq \mathbb{Z}_N^2$ be a line. Then,*

1. *The operators $\{H_{\tau,\omega} : (\tau,\omega) \in L\}$ have N distinct eigenvalues, and share an orthonormal basis of eigenvectors \mathcal{B}_L .*

2. *For $S_L \in \mathcal{B}_L$*

$$|\langle H_{\tau,\omega} S_L, S_L \rangle| = \begin{cases} 1 & \text{if } (\tau,\omega) \in L \\ 0 & \text{otherwise} \end{cases}$$

Proof.

Fix a line L . Let $H_L = H_{\tau,\omega}$ for some $(\tau,\omega) \in L$. Fix another line $M \neq L$ and a generator $(\tau',\omega') \in M$; let $H_M = H_{\tau',\omega'}$.

We use the fact that if v is an eigenvector of H_L , then $H_M v$ is also an eigenvector of H_L and, moreover, $H_M v \neq v$. This statement is verified below:

It follows from the Heisenberg commutation relation B.2.1 that,

$$\begin{aligned} H_L(H_M v) &= (H_L \circ H_M)v \\ &= e^{\frac{2\pi i}{N}(\omega\tau' - \tau\omega')}(H_M \circ H_L)v \\ &= e^{\frac{2\pi i}{N}(\omega\tau' - \tau\omega')} \cdot H_M(H_L v) \\ &= e^{\frac{2\pi i}{N}(\omega\tau' - \tau\omega')} \cdot \lambda \cdot H_M v. \end{aligned}$$

Therefore, $H_M v$ is also an eigenvector of H_L . Denoting $e^{\frac{2\pi i}{N}(\omega\tau' - \tau\omega')}$ by η , since $M \neq L$, we have that $\eta \neq 1$ and so these eigenvalues – and the corresponding eigenvectors – are distinct.

1. We now show that the operators $\{H_{\tau,\omega} : (\tau,\omega) \in L\}$, each have N distinct eigenvalues:

Every operator on a finite, positive dimensional complex vector space has an eigenvector, so let v denote an eigenvector of H_L of eigenvalue λ .

By a similar argument as the above, we can show that $v, H_M v, H_M^2 v, \dots, H_M^{N-1} v$ are eigenvectors with distinct eigenvalues $\lambda\eta^2, \dots, \lambda\eta^{N-1}$, respectively.

Next, we have that by the commutation relation B.2.1, the operators $\{H_{\tau,\omega} : (\tau,\omega) \in L\}$, commute (since the expression $\omega\tau' - \tau\omega'$ vanishes for $(\tau,\omega), (\tau',\omega)$ on the same line).

It then follows that they share an orthonormal eigenbasis.

2. Fix $S_L \in \mathcal{B}_L$. Let $(\tau,\omega) \in L$.

Then, $H_{\tau,\omega} S_L = \lambda S_L$ for some $\lambda \in \mathbb{C}$. Since $(H_{\tau,\omega})^N$ is the identity operator, we must have $|\lambda| = 1$. Therefore,

$$|\langle S_L, H_{\tau,\omega} S_L \rangle| = |\lambda| |\langle S_L, S_L \rangle| = 1$$

For $(\tau,\omega) \notin L$, then by a similar argument as above, $H_L(H_{\tau,\omega} S_L) = \lambda\eta H_{\tau,\omega} S_L$, for some $\eta \neq 1$. So it follows that,

$$|\langle S_L, H_{\tau,\omega} S_L \rangle| = 0.$$

□

The chirp signals were realized as elements of eigenbases corresponding to certain collections of commuting operators. These operators can be seen to come from certain commuting subgroups of the Heisenberg-Weyl group G_{HW} [3–7, 9, 10], in particular, via a *group representation* of G_{HW} .

While we do not go into the details of this representation, we will adopt some notation that is “inspired” by it, in order to conveniently produce formulas for chirps.

Note that N is assumed to be odd throughout the remainder of this section, and 2^{-1} denotes the multiplicative inverse of “2” modulo N , i.e. $2^{-1} = (N + 1)/2$.

Definition E.3.1 (Heisenberg Operators). *For $(\tau, \omega) \in \mathbb{Z}_N^2$, we define the Heisenberg operator $\pi(\tau, \omega)$ as,*

$$\pi(\tau, \omega) = e^{\frac{2\pi i}{N}(-2^{-1}\tau\omega)} H_{\tau, \omega}.$$

We would also like to introduce *chirp operators* on \mathbb{Z}_N and since they are members of a larger collection, namely the *Weil operators* on $L^2(\mathbb{Z}_N)$, we first define those. Moreover, in describing Weil operators, we will denote the *special linear group* of order 2 over \mathbb{Z}_N as $SL_2(\mathbb{Z}_N)$,

$$SL_2(\mathbb{Z}_N) = \left\{ \begin{pmatrix} a & b \\ c & d \end{pmatrix} : a, b, c, d \in \mathbb{Z}_N \text{ and } ad - bc = 1 \right\}$$

Definition E.3.2 (Weil Operators). *These are the unique collection of operators $\{\rho(g) : g \in SL_2(\mathbb{Z}_N)\}$ such that,*

1. $\rho(gh) = \rho(g) \circ \rho(h)$
2. $\rho(g) \circ \pi(\tau, \omega) \circ \rho(g)^{-1} = \pi(g(\tau, \omega))$

A justification for the existence and uniqueness of such operators can be found in Section II.A of [4].

We can now define the following.

Definition E.3.3 (Chirp Operators). *For $a \in \mathbb{Z}_N$, we define the chirp operator ρ_a as,*

$$\rho_a = \rho \begin{pmatrix} 1 & 0 \\ a & 1 \end{pmatrix}$$

One can check [4] that, by definition,

$$(\rho_a S)[\tau] = e^{\frac{2\pi i}{N}(2^{-1}a\tau^2)} S[\tau] \quad (\text{E.3.1})$$

Lemma B.2.2 (Formulas for Chirps). *We have the following formulas for the orthonormal bases \mathcal{B}_L associated with the line $L \subseteq \mathbb{Z}_N^2$.*

1. *For $a \in \mathbb{Z}_N$ and operators $\{H_{\tau, a\tau} : \tau \in \mathbb{Z}_N\}$ corresponding to the line*

$L = \{(\tau, a\tau) : \tau \in \mathbb{Z}_N\}$, we have the orthonormal basis of eigenvectors:

$$\mathcal{B}_L = \left\{ S_L^\omega[\tau'] = \frac{1}{\sqrt{N}} e^{\frac{2\pi i}{N}(2^{-1}a\tau'^2 + \omega\tau')} : \omega \in \mathbb{Z}_N \right\}. \quad (\text{B.2.2})$$

2. *For the operators $\{H_{0, \omega} : \omega \in \mathbb{Z}_N\}$ corresponding to the line $\mathcal{W} = \{(0, \omega) : \omega \in \mathbb{Z}_N\}$,*

we have the orthonormal basis of eigenvectors:

$$\mathcal{B}_{\mathcal{W}} = \{S_{\mathcal{W}}^\tau[n] = \delta_\tau\}. \quad (\text{B.2.3})$$

Proof.

When we think of elements in $L^2(\mathbb{Z}_N)$, the first ones that we might write down maybe δ -functions, namely,

$$\delta_\tau[\tau'] = \begin{cases} 1 & \text{if } \tau = \tau' \\ 0 & \text{otherwise.} \end{cases}$$

It's a quick check that δ_τ are eigenvectors of the frequency shift operators, $\{H_{0, \omega} : \omega \in \mathbb{Z}_N\}$, with eigenvalue $e^{\frac{2\pi i}{N}\omega\tau}$.

Perhaps, after a little bit more thought, we might recall the discrete fourier transform and write down the complex exponentials,

$$e_\omega[\tau'] = e^{\frac{2\pi i}{N}\omega\tau'}$$

It is then a quick check that e_ω are eigenvectors of the time shift operators, $\{H_{\tau,0} : \tau \in \mathbb{Z}_N\}$, with eigenvalue $e^{-\frac{2\pi i}{N}\omega\tau}$.

For $a \in \mathbb{Z}_N$, by Definition E.3.2,

$$\pi(\tau, a\tau) = \rho_a \circ \pi(\tau, 0) \circ \rho_a^{-1}. \quad (\text{E.3.2})$$

Using Eq. (E.3.2) and the fact that e_ω is an eigenvector of $H_{\tau,0} = \pi(\tau, 0)$, we have,

$$\begin{aligned} \pi(\tau, a\tau)(\rho_a e_\omega) &= \rho_a \circ \pi(\tau, 0) \circ \rho_a^{-1}(\rho_a e_\omega) \\ &= \rho_a(\pi(\tau, 0)e_\omega) \\ &= e^{-\frac{2\pi i}{N}\omega\tau} \cdot \rho_a e_\omega \end{aligned}$$

It follows that $\rho_a e_\omega$ is an eigenvector of $H_{\tau,a\tau}$ (in fact, with eigenvalue $e^{\frac{2\pi i}{N}(2^{-1}a\tau^2 - \omega\tau)}$). \square

Lemma B.2.3 (Chirp cross-correlation.). *For distinct lines $L \neq M$, and any choice of chirps $S_L \in \mathcal{B}_L$, $S_M \in \mathcal{B}_M$,*

$$|\mathcal{A}(S_L, S_M)| = \frac{1}{\sqrt{N}}.$$

Proof.

We first show this is true for $L = \mathcal{W}$ and $M = \mathcal{T}$. Then, $S_L = \delta_\tau$ for some $\tau \in \mathbb{Z}_N$ and $S_M = e_\omega$ for some $\omega \in \mathbb{Z}_N$ and,

$$|\langle \delta_\tau, e_\omega \rangle| = 1/\sqrt{N} \quad (\text{E.3.3})$$

Moreover, since Eq. (E.3.3) is true for any τ and ω in \mathbb{Z}_N we have,

$$\begin{aligned} \mathcal{A}(\delta_\tau, e_\omega)[\tau', \omega'] &= |\langle \delta_\tau, H_{\tau', \omega'} e_\omega \rangle| \\ &= |\langle \delta_\tau, e_{\omega+\omega'} \rangle| \\ &= 1/\sqrt{N}. \end{aligned}$$

A similar argument will show that $|\mathcal{A}(\delta_\tau, S_M)| = |\mathcal{A}(S_M, \delta_\tau)| = 1/\sqrt{N}$, for any $\tau \in \mathbb{Z}_N$ and $S_M \in \mathcal{B}_M$, $M \neq \mathcal{W}$.

Now, more generally, let $L = (\tau, a\tau)$, for $a \in \mathbb{Z}_N$, let $g \in SL_2(\mathbb{Z}_N)$ be an element that fixes M and maps,

$$g : (1, a) \mapsto (0, 1).$$

The Weil operator ρ_g then maps $S_L \mapsto \delta_\tau$ for some $\tau \in \mathbb{Z}_N$. In other words, $\rho_g S_L \in \mathcal{B}_\mathcal{W}$ as demonstrated below.

$$\begin{aligned} H_{0,\omega}(\rho_g S_L) &= \rho_g H_{(g^{-1}(0,\omega))} S_L && \text{(definition of Weil operator)} \\ &= \rho_g H_{(\tau,a\tau)} S_L && \text{(for some } \tau \in \mathbb{Z}_N) \\ &= \lambda \cdot \rho_g S_L && (S_L \in \mathcal{B}_L). \end{aligned}$$

Since the Weil operators are unitary we have,

$$\begin{aligned} |\mathcal{A}(S_L, S_M)| &= |\mathcal{A}(\rho_g S_L, \rho_g S_M)| \\ &= |\mathcal{A}(\delta_\tau, S_M)| \\ &= 1/\sqrt{N}. \end{aligned}$$

□

E.3.2 Reduction to SFFT.

Theorem B.3.1. *Given $S \in L^2(\mathbb{Z}_N)$, lines L and M :*

- $L = \{(\tau, a_1\tau) : \tau \in \mathbb{Z}_N\}$.
- $M = \{(\tau, a_2\tau) : \tau \in \mathbb{Z}_N\}$.

the values of the ambiguity function of S against the chirp S_L^b on the shifted line $M' = M + (0, \omega)$, $\omega \in Z_N$ are given by the following Fourier coefficients,

$$\mathcal{A}(S_L^b, S)[(\tau, a_2\tau) + (0, \omega)] = |\mathcal{F}(\overline{S_L} \cdot S)[(a_1 - a_2)\tau + b - \omega]|$$

where, S_L is the chirp $S_L = S_L^0$.

Proof.

As given in B.2.2,

$$S_L^b[\tau] = \frac{1}{\sqrt{N}} e^{\frac{2\pi i}{N}(2^{-1}a_1\tau^2 + b\tau)}$$

One can check that,

$$H_{\tau, a_2\tau} S_L^b = e^{\frac{2\pi i}{N}(2^{-1}a_1\tau^2 - b\tau)} \cdot (S_L \cdot e_{(a_2 - a_1)\tau + b})$$

It then immediately follows that,

$$H_{\tau, a_2\tau + \omega} S_L^b = e^{\frac{2\pi i}{N}(2^{-1}a_1\tau^2 - b\tau)} \cdot (S_L \cdot e_{(a_2 - a_1)\tau + b + \omega})$$

We then have,

$$\begin{aligned} |\mathcal{A}(S, S_L^b)[(\tau, a_2\tau + \omega)]| &= |\langle S, H_{\tau, a_2\tau + \omega} S_L^b \rangle| \\ &= \underbrace{|e^{\frac{2\pi i}{N}(2^{-1}a_1\tau^2 - b\tau)}|}_{=1} \cdot |\langle S, S_L \cdot e_{(a_2 - a_1)\tau + b + \omega} \rangle| \\ &= |\langle S \cdot \overline{S_L}, e_{(a_2 - a_1)\tau + b + \omega} \rangle| \\ &= |\mathcal{F}(S \cdot \overline{S_L})[(a_2 - a_1)\tau + b + \omega]| \quad (\text{by definition}) \end{aligned}$$

It then follows that,

$$\begin{aligned}
|\mathcal{A}(S_L^b, S)[(\tau, a_2\tau + \omega)]| &= |\langle S_L^b, H_{\tau, a_2\tau + \omega} S \rangle| \\
&= |\langle H_{(-\tau, -a_2\tau - \omega)} S_L^b, S \rangle| && (H_{\tau, \omega} \text{ is unitary.}) \\
&= |\langle S, H_{(-\tau, -a_2\tau - \omega)} S_L^b \rangle| \\
&= |\mathcal{A}(S, S_L^b)[(-\tau, -a_2\tau - \omega)]| \\
&= |\mathcal{F}(\overline{S_L} \cdot S)[(a_1 - a_2)\tau + b - \omega]|.
\end{aligned}$$

□

E.3.3 Discrete Filter Functions.

The proof of Theorem B.4.4 is based on the well-known Poisson summation formula, so we would like to present a statement for the same. However, in order to do so we will first introduce some notation.

For any positive $\lambda \in \mathbb{R}$, we denote the space of λ -periodic functions on the real line as $L^2(\mathbb{R}/\lambda\mathbb{Z})$. We can then define the following operators:

Definition E.3.4 (Averaging and Evaluation operators).

1. For any positive $\lambda \in \mathbb{R}$, we define an averaging operator,

$$\begin{aligned}
Av_\lambda : L^2(\mathbb{R}) &\rightarrow L^2(\mathbb{R}/\lambda\mathbb{Z}) \\
(Av_\lambda s)(t) &= \sum_{m \in \mathbb{Z}} s(t + m\lambda).
\end{aligned}$$

Analogously, we have an averaging operator, $Av_N : L^2(\mathbb{Z}) \rightarrow L^2(\mathbb{Z}_N)$.

2. For any positive $\lambda \in \mathbb{R}$, we define an evaluation operator,

$$Ev_\lambda : L^2(\mathbb{R}) \rightarrow L^2(\mathbb{Z})$$

$$(Ev_\lambda s)[n] = s(\lambda n)$$

We can restrict the above evaluation operator to $L^2(\mathbb{R}/\lambda\mathbb{Z}) \subseteq L^2(\mathbb{R})$ and, in fact, we have,

$$Ev_{\lambda/N}|_{L^2(\mathbb{R}/\lambda\mathbb{Z})} : L^2(\mathbb{R}/\lambda\mathbb{Z}) \rightarrow L^2(\mathbb{Z}/N)$$

For readability, we will simply denote $Ev_{\lambda/N}|_{L^2(\mathbb{R}/\lambda\mathbb{Z})}$ as $Ev_{\lambda/N}$.

Theorem E.3.5 (Poisson Summation). *The following diagram commutes:*

$$\begin{array}{ccc}
 L^2(\mathbb{R}) & \xrightarrow{\text{Continuous Fourier transform}} & L^2(\mathbb{R}) \\
 \downarrow \text{Av}_{\lambda\mathbb{Z}} & & \downarrow \text{Ev}_{1/\lambda} \\
 L^2(\mathbb{R}/\lambda\mathbb{Z}) & \xrightarrow{\text{Fourier Series}} & L^2(\mathbb{Z}) \\
 \downarrow \text{Ev}_{\lambda/N} & & \downarrow \text{Av}_{N\mathbb{Z}} \\
 L^2(\mathbb{Z}_N) & \xrightarrow{\text{Discrete Fourier Transform}} & L^2(\mathbb{Z}_N)
 \end{array}$$

Theorem B.4.4 (Discrete Gaussians). *We have the following results about the discretization of continuous gaussians and their fourier transforms.*

1. Let $G \in L^2(\mathbb{Z}_N)$ be defined as follows,

$$G[\tau] = \sum_{m \in \mathbb{Z}} e^{-\pi \left(\frac{\tau}{\sqrt{N}} + m\sqrt{N} \right)^2}. \quad (\text{B.4.1})$$

Then, G is an eigenvector of the discrete fourier transform

2. Moreover, for any $\sigma \in \mathbb{R}$, if,

$$G^\sigma[\tau] = \sum_{m \in \mathbb{Z}} e^{-\pi \left(\frac{\sigma \cdot \tau}{\sqrt{N}} + m\sqrt{N} \right)^2}. \quad (\text{B.4.2})$$

then,

$$\mathcal{F}(G^\sigma) = \sum_{m \in \mathbb{Z}} e^{-\pi \left(\frac{\tau}{\sigma\sqrt{N}} + m\sqrt{N} \right)^2}.$$

Proof.

1. Consider the continuous Gaussian, which we will denote by $g \in L^2(\mathbb{R})$,

$$g(t) = \frac{1}{\sqrt{2\pi}} e^{-\pi t^2}$$

g is an eigenfunction of the continuous fourier transform,¹ so we have,

$$\mathcal{F}g = g$$

It seems natural to utilize this eigenfunction in order to produce an eigenvector of the discrete fourier transform. Moreover, recall that Shannon provides a family of maps, which we call “A-to-D” (A.2.2), that can produce an element of $L^2(\mathbb{Z}_N)$ from a function in $L^2(\mathbb{R})$.

Note that A-to-D = $\text{Ev}_{T/N} \circ \text{Av}_{T\mathbb{Z}}$. Further, Poisson summation E.3.5 tells us that,

$$\mathcal{F}(\text{Ev}_{T/N} \circ \text{Av}_{T\mathbb{Z}}g) = \text{Av}_N \circ \text{Ev}_{1/T}g.$$

If the “lattices” $\frac{T}{N}\mathbb{Z}$ and $\frac{1}{T}\mathbb{Z}$ are equal, then we have that

$$\text{Av}_N \circ \text{Ev}_{1/T} = \text{Ev}_{T/N} \circ \text{Av}_T.$$

¹The existence of such an eigenfunction follows from the irreducibility of the continuous *Heisenberg-Weyl* representation on $L^2(\mathbb{R})$.

The above lattices will be equal if $T/N = 1/T$, i.e. $T = \sqrt{N}$. In other words,

$$\text{Ev}_{1/\sqrt{N}} \circ \text{Av}_{\sqrt{N}} g$$

is an eigenvector of the discrete fourier transform.

2. In order to see why the second statement is true, we first note how scaling interacts with the fourier transform. In particular, the following diagram commutes,

$$\begin{array}{ccc} \begin{array}{c} \sigma \\ \downarrow \\ L^2(\mathbb{R}) \end{array} & \xrightarrow{\mathcal{F}} & \begin{array}{c} \sigma^{-1} \\ \downarrow \\ L^2(\mathbb{R}) \end{array} \end{array}$$

In other words,

$$\mathcal{F}(G^\sigma) = (\mathcal{F}G)^{\sigma^{-1}}.$$

Now, the result follows immediately by the same argument as in part 1.

□

Corollary B.4.5 (Discrete Gaussian Filters). *There exists a $(k \log N, N/k, \delta)$ -family of filters for every $0 \leq \delta < 1$, namely*

$$F_N[\tau] = e^{-\pi \left(\frac{\tau^2}{k^2 \log N} \right)}.$$

Proof.

We first examine the essential support of F_N :

Let I denote the interval $[-k \log N, k \log N] \subseteq \mathbb{Z}_N$

$$\begin{aligned} \sum_{\tau \notin I} |F_N[\tau]| &\leq 2e^{-\pi(\log(N))} \cdot \sum_{\tau=0}^{N/2} e^{-\pi\left(\frac{\tau^2}{k^2 \log N}\right)} \\ &\leq \frac{1}{N^\pi} \cdot \sum_{\tau=0}^{N/2} e^{-\left(\frac{\pi}{k^2 \log N}\right)\tau} \\ &= \frac{1}{N^\pi} \cdot \left(\frac{1 - e^{-\left(\frac{\pi N}{2k^2 \log N}\right)}}{1 - e^{-\left(\frac{\pi}{k^2 \log N}\right)}} \right) \approx \frac{1}{N^\pi} \left(1 + e^{-\left(\frac{\pi}{k^2 \log N}\right)} \right) \end{aligned}$$

Therefore, for N sufficiently large.

$$\sum_{\tau \notin I} |F_N[\tau]| \leq \frac{2}{N^\pi} = O(1/N).$$

Next let's consider the support of $\mathcal{F}F_N$:

Let \tilde{F} be defined as,

$$\tilde{F}_N[\tau] = e^{-\pi\left(\frac{k^2 \log N \tau^2}{N^2}\right)}$$

Then, simply by replacing k in the first argument by $N/(k \log N)$, it follows that \tilde{F}_N is essentially supported on the interval $[-N/k, N/k]$. In other words,

$$\sum_{\tau \notin I} |\tilde{F}_N[\tau]| = O(1/N). \quad (\text{E.3.4})$$

Moreover,

$$\tilde{F}_N[\omega] \geq \delta \quad (\text{E.3.5})$$

for τ in \mathbb{Z}_N between $\pm N\sqrt{\log(1/\delta)}/\pi k\sqrt{\log N}$.

By Theorem B.4.4, for $\sigma = \sqrt{N}/(k\sqrt{\log N})$,

$$\begin{aligned} G^\sigma &= \sum_{m \in \mathbb{Z}} e^{-\pi\left(\frac{\tau}{(k\sqrt{\log N})} + m\sqrt{N}\right)^2} \\ \mathcal{F}(G^\sigma) &= \sum_{m \in \mathbb{Z}} e^{-\pi\left(\frac{k\sqrt{\log N}\tau}{N} + m\sqrt{N}\right)^2}. \end{aligned}$$

The only significant term in the first sum above is $F_N[\tau]$, corresponding to $m = 0$, and the only significant term in the second sum is $\tilde{F}_N[\tau]$, again corresponding to $m = 0$. Now, since Eqs. (E.3.4) and (E.3.5) hold true for \tilde{F}_N , the same will be true for $\mathcal{F}F_N$ as well and the result follows. \square

E.4 Complexity bounds and guarantees for SCE.

E.4.1 Case 1: 1-sparse algorithm (“Bit-by-bit”)

Lemma C.1.2. *Assume the model C.1.2, and denote $SNR = |\alpha_\omega|^2/\sigma^2$. Then there is an implementation of Bit-by-bit $_\mu$ that,*

1. *Returns ω_0 with probability $1 - \delta$,*
2. *And exhibits,*

$$\text{Sample complexity} = 8 \log(\log(N)/\delta) \cdot (SNR)^{-1},$$

$$\text{Arithmetic complexity} \leq c \cdot \text{Sample complexity},$$

for N sufficiently large and c a constant independent of N, SNR and δ .

Proof.

First consider the case that $T_{bit} = 1$ in Algorithm 2. Fix $r_1 \in \mathbb{Z}_N$, denote

$$A_1 = S[r_1] \cdot e_{-\omega}[r_1]$$

Fix a positive integer m , $1 \leq m \leq \log_2 N$, and let

$$B_1 = S[r_1 + N/2^m] \cdot e_{-\omega}[r_1 + N/2^m]$$

Denote,

$$\begin{aligned}\mu_1^A &= \mu_{r_1} \\ \mu_1^B &= \mu_{r_1+N/2^m} \cdot e_{-\omega}[N/2^m]\end{aligned}$$

If the m^{th} smallest bit of ω is zero:

$$\begin{aligned}A_1 + B_1 &= \alpha_\omega + \mu_1^A + \mu_1^B \\ A_1 - B_1 &= \mu_1^A - \mu_1^B\end{aligned}$$

$|A_1 + B_1| < |A_1 - B_1|$, if $2|\mu_1^A| > |\alpha_\omega|$ or $2|\mu_1^B| > |\alpha_\omega|$. In other words, Algorithm 2 wrongly estimates this bit if $2|\mu_1^A| > |\alpha_\omega|$ or $2|\mu_1^B| > |\alpha_\omega|$.

It is an exercise to check that the same is true of the algorithm, if the m smallest bit of ω is 1.

Let's consider $T_{bit} > 1$ trials and fix $r_1, \dots, r_{T_{bit}} \in \mathbb{Z}_N$. Then,

$$P\left(2 \cdot \left|\frac{1}{T_{bit}} \sum_{i=1}^{T_{bit}} \mu_i\right| > |\alpha_\omega|\right) \leq e^{-\frac{T_{bit} \cdot SNR}{8}} \quad (\text{by Hoeffding's inequality}).$$

Therefore if we compare the averages,

$$\left|\sum_{i=1}^{T_{bit}} A_i + B_i\right|, \left|\sum_{i=1}^{T_{bit}} A_i - B_i\right|,$$

the probability that Algorithm 2 wrongly estimates the m^{th} bit is,

$$P(m^{th} \text{ bit is wrongly estimated}) \leq 2 \cdot e^{-\frac{T_{bit} \cdot SNR}{8}} \quad (\text{by a union bound.})$$

For $T_{bit} \geq 8 \log(\log(N)/\delta) \cdot (SNR)^{-1}$, the probability the m^{th} bit is wrongly estimated is at most

$$P(m^{th} \text{ bit is wrongly estimated}) \leq \frac{\delta}{\log N}.$$

By a union bound again, the probability that any bit is wrongly estimated is at most δ . Since sample and arithmetic complexity are both a constant multiple of T_{bit} , the result follows. \square

The justification we present for the next lemma will make use of the following definition [24].

Definition E.4.1 (Sub-Gaussian random variable). *A random variable X with mean $\mu = \mathbb{E}(X)$ is sub-Gaussian if there is a positive number σ such that*

$$\mathbb{E}(e^{\lambda|X-\mu|}) \leq e^{\sigma^2\lambda^2/2}.$$

We then say X is sub-Gaussian with parameter σ^2 .

We are interested in sub-Gaussian random variables because they have “small tails”, namely,

$$P(|X - \mu| > t) \leq 2e^{-t^2/2\sigma^2}$$

Below we list other facts around sub-Gaussian random variables that will be useful to us. We state them without proof, justifications can be found in Chapter 2 of [24].

Useful facts:

1. A normal random variable $\nu \sim \mathcal{N}(0, \sigma^2)$ is sub-Gaussian with parameter σ^2 .
2. A bounded random variable $|X| \leq \sigma$ is sub-Gaussian with parameter $4\sigma^2$.
3. If X_1 and X_2 are independent sub-Gaussian random variables, with parameters σ_1^2 and σ_2^2 respectively, then $X_1 + X_2$ are sub-Gaussian with parameter $\sigma_1^2 + \sigma_2^2$.

4. If X_1, \dots, X_m are i.i.d. mean zero sub-Gaussian random variables with parameter σ , then,

$$P\left(\frac{1}{m} \left| \sum_{i=1}^m X_i \right| > \mu\right) \leq 2 \exp\left(-m \cdot \frac{\mu^2}{2\sigma^2}\right)$$

Lemma C.1.3 (Thresholding). *Assume the model C.1.2, and denote $SNR = |\alpha_\omega|^2/\sigma^2$.*

Fix $\omega \in \mathbb{Z}_N$. For $\tau_1, \dots, \tau_m \in \mathbb{Z}_N$ picked uniformly at random, let

$$\hat{\alpha} = \frac{N}{m} \sum_{i=1}^m S[\tau_i] \cdot e_{-\omega}[\tau_i].$$

Then, for $\omega = \omega_0$,

$$P(|\hat{\alpha}| - |\alpha_0| > \mu|\alpha_0|) \leq \delta$$

and otherwise,

$$P(|\hat{\alpha}| > \mu|\alpha_0|) \leq \delta,$$

where,

$$\delta = 2 \exp\left(-m \cdot \frac{\mu^2}{8 + 2SNR^{-1}}\right).$$

Proof.

First, consider the case that $\omega = \omega_0$. For τ picked uniformly at random from \mathbb{Z}_N , let X be the random variable given by

$$X = N(S \cdot e_{-\omega})[\tau].$$

Then, $\mathbb{E}(X) = \alpha_0$. And moreover, since

$$|\sqrt{N} \cdot \alpha_0 e_{\omega_0}[\tau]| \leq |\alpha_0|,$$

the properties of independent sub-Gaussian random variables tells us that X is *sub-gaussian* with parameter $4|\alpha_0|^2 + \sigma^2$.

Let X_1, \dots, X_m correspond to τ_1, \dots, τ_m chosen uniformly at random from \mathbb{Z}_N . Then, it follows from the properties of sub-Gaussian random variables that,

$$\begin{aligned} P\left(\frac{1}{m}\left|\sum_{i=1}^m X_i - \alpha_0\right| > \mu|\alpha_0|\right) &\leq 2 \exp\left(-m \cdot \frac{\mu^2|\alpha_0|^2}{8|\alpha_0|^2 + 2\sigma^2}\right) \\ &= 2 \exp\left(-m \cdot \frac{\mu^2}{8 + 2SNR^{-1}}\right). \end{aligned}$$

But we have,

$$\hat{\alpha} = \frac{1}{m} \sum_{i=1}^m X_i,$$

and since $||\hat{\alpha}| - |\alpha_0|| \geq |\hat{\alpha} - \alpha_0|$ by the triangle inequality, the result follows. \square

E.4.2 Case 2: Discrete filter functions

Lemma C.2.1 (Filtering). *Let m be a positive integer such that m divides N . For $j = 1, \dots, m$, and functions S and $F \in L^2(\mathbb{Z}_N)$ denote,*

$$S_j = S * (F \cdot e_{\frac{N}{m}j}).$$

1. *If $F \in L^2(\mathbb{Z}_N)$ has support of size k , then for any $\tau \in \mathbb{Z}_N$, we can compute*

$S_1[\tau], \dots, S_m[\tau]$ simultaneously, using

(a) k samples of S ,

(b) Fewer than $k + m \log m$ operations.

2. *If $F \in L^2(\mathbb{Z}_N)$ has essential support of size k and S has unit norm, then for any*

$\tau \in \mathbb{Z}_N$, we can compute estimates $\tilde{S}_1[\tau], \dots, \tilde{S}_m[\tau]$ simultaneously, using

(a) k samples of S ,

(b) Fewer than $k + m \log m$ operations,

such that $|S_j[\tau] - \tilde{S}_j[\tau]| = O(1/N)$, for $j = 1, \dots, m$.

Proof.

1. Since m divides N we have a natural map $\mathbb{Z}_N \rightarrow \mathbb{Z}_m$, namely for $\tau \in \mathbb{Z}_N$,

$$\tau \mapsto \tau \bmod m.$$

This induces a map which we will denote, $\text{Avg}_m : L^2(\mathbb{Z}_N) \rightarrow L^2(\mathbb{Z}_m)$, where,

$$(\text{Avg}_m S)[\tau] = \sum_{i=1}^{N/m} S[\tau + i \cdot m]$$

A quick check shows that for any $\tau \in \mathbb{Z}_N$,

$$S_j[\tau] = \mathcal{F}(\text{Avg}_m(S \cdot H_{-\tau,0}F))[j].$$

Since F has support of size k , computing $\text{Avg}_m(S \cdot H_{-\tau,0}F)$ requires at most k samples of S and k arithmetic operations. Next, using FFT we can compute $S_1[\tau], \dots, S_m[\tau]$ with an additional $m \log m$ operations, and the result follows.

2. Let $I \subseteq \mathbb{Z}_N$ denote the essential support of F . Define \tilde{F} to be the function,

$$\tilde{F}[\tau] = \begin{cases} F[\tau] & \text{if } \tau \in I \\ 0 & \text{otherwise.} \end{cases}$$

Then,

$$\tilde{S}_j = S * \left(\tilde{F} \cdot e_{\frac{N}{m}j} \right)$$

is an estimate for S_j . By part 1, for any $\tau \in \mathbb{Z}_N$, we can compute $\tilde{S}_1[\tau]$ using at most k samples of S and $k + m \log m$ arithmetic operations.

Now we consider $|S_j[\tau] - \tilde{S}_j[\tau]|$ for $j = 1$.

$$\begin{aligned}
|S_1[\tau] - \tilde{S}_1[\tau]| &= \left| \sum_{\tau' \in \mathbb{Z}_N} S[\tau - \tau'] \cdot (F - \tilde{F})(\tau') \right| && \text{(definition of convolution)} \\
&\leq \left(\max_{\tau \in \mathbb{Z}_N} S[\tau] \right) \cdot \sum_{\tau' \notin I} |F[\tau']| && \text{(triangle inequality)} \\
&\leq 1 \cdot \sum_{\tau' \notin I} |F[\tau']| && \text{(since } S \text{ has unit norm)} \\
&= O(1/N) && \text{(definition of essential support.)}
\end{aligned}$$

The result follows by an identical argument for $j \neq 1$.

□

Lemma C.2.2 (Filtered Noise). *Let $R \in L^2(\mathbb{Z}_N)$ be given by,*

$$R[\tau] = S[\tau] + \nu_\tau,$$

where $\nu_\tau \sim \mathcal{N}(0, \sigma^2/N)$ i.i.d. Then, for a discrete gaussian filter $F[\tau] = e^{-\pi \left(\frac{\tau^2}{4k^2 \log N} \right)}$,

$$(R * F)[\tau] = (S * F)[\tau] + \tilde{\nu}_\tau,$$

where, $\tilde{\nu}_\tau \sim \mathcal{N}(0, \tilde{\sigma}^2/N)$ and,

$$\tilde{\sigma}^2 \leq \sigma^2/k.$$

Proof.

Let ν and $\tilde{\nu}$ denote the following random vectors,

$$\nu[\tau] = \nu_\tau, \quad \tilde{\nu}[\tau] = \tilde{\nu}_\tau.$$

So we have,

$$(R * F) = (S * F) + \tilde{\nu}.$$

The fourier transform then gives us,

$$\mathcal{F}(R * F) = \mathcal{F}(S * F) + \mathcal{F}(\tilde{\nu}),$$

Let's consider $\mathcal{F}(\tilde{\nu})$,

$$\begin{aligned} \mathcal{F}(\tilde{\nu}) &= \mathcal{F}(\nu) \cdot \mathcal{F}(F) \\ \mathbb{E}(\|\mathcal{F}(\tilde{\nu})\|^2) &\approx \mathbb{E}\left(\sum_{\omega \in [-N/2k, N/2k]} |\mathcal{F}(\nu) \cdot \mathcal{F}(F)[\omega]|^2\right) && \text{(essential support)} \\ &\leq \mathbb{E}\left(\sum_{\omega \in [-N/2k, N/2k]} |\mathcal{F}(\nu)[\omega]|^2\right) && (|\mathcal{F}F[\omega]| \leq 1) \\ &= \sigma^2/k \end{aligned}$$

But we also have,

$$\begin{aligned} \mathbb{E}(\|\mathcal{F}(\tilde{\nu})\|^2) &= \mathbb{E}(\|\tilde{\nu}\|^2) \\ &\geq N \cdot \tilde{\sigma}^2/N && \text{(covariances are positive, so ignored)} \\ &= \tilde{\sigma}^2 \end{aligned}$$

So altogether, we have that $\tilde{\sigma}^2 \leq \sigma^2/k$. □

E.4.3 General Case

Lemma C.3.1. *Given*

$$\{\omega_1, \dots, \omega_k\} \subseteq \mathbb{Z}_N$$

for σ chosen uniformly at random from \mathbb{Z}_N^* , $\sigma\omega_1$ is isolated with probability at most $2Ck/N$.

Proof. Given a pseudorandom permutation σ picked uniformly at random,

$$\begin{aligned} \Pr(\omega_i, \omega_j \text{ collide after } \sigma) &\leq \Pr(\sigma(\omega_i) - \sigma(\omega_j) \in [-C/2, C/2]) \\ &\leq \frac{2C}{N} \end{aligned}$$

By a union bound,

$$\Pr(\omega_i \text{ is not isolated by } \sigma) \leq \frac{2Ck}{N}$$

□

Corollary C.3.2. *If $C \leq N/8k$, with $O(\ln k/\delta)$ choices of σ uniformly at random from \mathbb{Z}_N^* , for all $i = 1, \dots, k$, $\sigma\omega_i$ is isolated at least once with probability $1 - \delta$.*

Proof. By a union bound,

$$\Pr(\omega_i \text{ is not isolated by } \sigma) \leq \frac{2Ck}{N} \leq \frac{1}{4} \quad (\text{by Lemma C.3.1 and assumption on } C)$$

Given $T = \log_4(k/\delta) = O(\ln(k/\delta))$ permutations chosen independently uniformly at random,

$$\Pr(\omega_i \text{ is not isolated after } \sigma_t, \forall t = 1, \dots, T) \leq \left(\frac{1}{4}\right)^{\log_4(k/\delta)} = \frac{\delta}{k}$$

By a union bound,

$$\Pr(\exists i \text{ s.t. } \omega_i \text{ is not isolated after } \sigma_t, \forall t = 1, \dots, T) \leq \delta$$

□

Before we prove the guarantees of Theorem 4.0.3, it may be in our interest to first consider the following schematic depiction for the SFFT process.

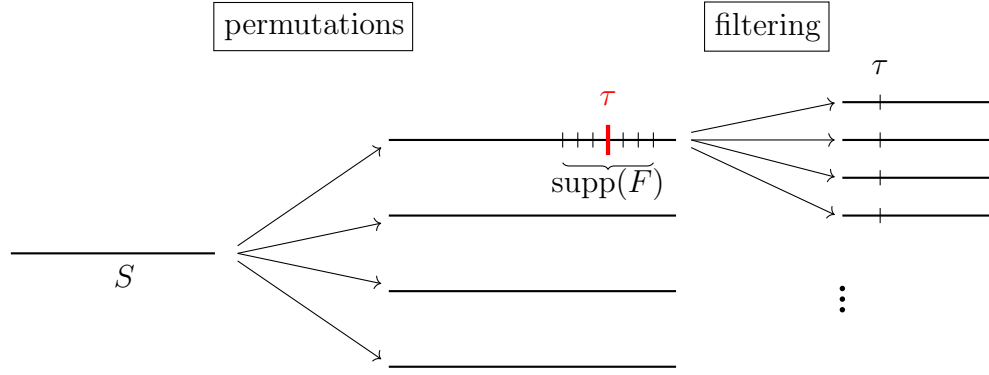


Figure E.4.1: A schematic representation of the SFFT process.

Lemma E.4.2. *For a given implementation of $SFFT_\mu$ that utilizes a filter F , let*

1. n_{perm} denote the number of pseudorandom spectral permutations,
2. n_F denote the size of the support of F ,
3. n_I the number of intervals that the function is then filtered to and,
4. n_{1SFFT} denote the number of samples that the 1-sparse algorithm requires.

Then, $SFFT_\mu$ exhibits the following,

$$\text{Sample complexity} \leq n_{perm} \cdot n_F \cdot n_{1SFFT}$$

$$\text{Storage complexity} \leq c \cdot n_{perm} \cdot n_F \cdot n_{1SFFT}$$

$$\text{Arithmetic complexity} \leq n_{perm} \cdot (n_F \cdot + n_I \log n_I) \cdot n_{1SFFT},$$

where c is a universal constant.

Proof.

Our verification will utilize Fig. E.4.1. Let us first examine sample complexity:

The figure depicts that we start with a signal S , after a pseudorandom permutation we

have a signal $S^{\sigma,a}$, say, and after filtering we will have n_I signals S_j , $j = 1, \dots, n_I$. We apply the 1SFFT_μ algorithm to the S_j . We also see that, for any $\tau \in \mathbb{Z}_N$, we compute $S_j[\tau]$, $j = 1, \dots, n_I$, with n_F samples of $S^{\sigma,a}$. Therefore, after each permutation we use at most $n_F \cdot n_{1\text{SFFT}}$ samples and so, overall, at most $n_{\text{perm}} \cdot n_F \cdot n_{1\text{SFFT}}$ samples are used.

The arithmetic complexity of SFFT_μ can be reasoned in largely the same manner as above, the only difference being that the filtering step may require up to $(n_F \cdot + n_I \log n_I)$ arithmetic operations (Lemma C.2.1).

Storage complexity is at most a constant multiple of sample complexity, since nothing other than samples is stored. \square

In order to provide a statistical guarantee and complexity bounds for Sparse Channel Estimation (SCE), we first provide analogous guarantees for SFFT_μ . These guarantees will hold under certain assumptions, namely, we will assume the model Eq. (3.0.1) with the following additional features.

- We make a sparsity assumption on the number of significant frequencies.

A21 (*Sparsity*): The number of significant frequencies is at most k , where $k \ll N$ is a constant, i.e., independent of N .

- We also make the following assumption on the coefficients α_j and their distribution.

A22 (*ε -coefficients*): There is some $A > 0$ and $\varepsilon \in (0, 1)$ such that $(\alpha_1, \dots, \alpha_k)$ is drawn uniformly at random from the following set:

$$B_\varepsilon = \left\{ x \in \mathbb{C}^k : \|x\|^2 = A \text{ and } \min_{x_j \neq 0} |x_j| \geq \varepsilon \cdot \sqrt{A/k} \right\}.$$

- The final assumption that we make is on the distribution of the noise ν_τ .

A23 (*sub-Gaussian*): We assume ν_τ are i.i.d, mean zero and *subgaussian* random variables with subgaussian parameter σ^2/N .

For our purposes, we define *signal-to-noise ratio*, or *SNR* for short, to be

$$\text{SNR} = A/\sigma^2.$$

Moreover, we define the *probability of detection* as follows.

Definition E.4.3. The probability of detection (*PD*) of an SFFT algorithm is the probability that the j^{th} frequency, ω_j , is returned by the algorithm.

Theorem E.4.4 (SFFT). Let $\mu = \kappa \cdot \varepsilon \sqrt{A/k}$ for some confidence parameter $\kappa \in (0, 1)$. Then, under the sparsity, ε -coefficients, and subgaussian assumptions there is an implementation of SFFT_μ which takes

1. $c_1 k (\log N)^3 (\varepsilon^2 \text{SNR})^{-1}$ samples,
2. $c_2 k (\log N)^3 (\varepsilon^2 \text{SNR})^{-1}$ bits of memory, and
3. $c_3 k (\log N)^3 (\varepsilon^2 \text{SNR})^{-1} + k^2$ arithmetic operations

for which $PD \rightarrow 1$ as $N \rightarrow \infty$, where c_1, c_2, c_3 are constants independent of ε , SNR , k and N .

Proof.

We consider the event that the j^{th} frequency ω_j in Eq. (3.0.1) is not detected. This may happen in the following scenarios:

1. ω_j was never isolated during the SFFT process.
2. ω_j was isolated but incorrectly estimated by the SFFT process.

3. ω_j was isolated and accurately estimated but the estimate for the j^{th} coefficient $|\hat{\alpha}_j| < \mu$.

Therefore, we have the following estimate for PD ,

$$\begin{aligned} PD &\geq 1 - P(\omega_j \text{ not isolated}) + P(\omega_j \text{ not located after isolation}) \\ &\quad + P(|\hat{\alpha}_j| < \mu \text{ after isolation and location}). \end{aligned}$$

Using the notation of Lemma E.4.2, we would first like to understand how many samples we may require for $1SFFT_\mu$. Assume that ω_j has been isolated, then using a $(k, N/k, \delta)$ -filter we will filter to n_I intervals where,

$$\begin{aligned} n_I &= c_1 \cdot \frac{N}{2N \sqrt{\log(1/\delta)}/k \sqrt{\log N}} \\ &= c_1 \cdot k \cdot \sqrt{\log N / \log(1/\delta)} \end{aligned}$$

Then, by definition of such a filter and by Lemma C.2.2, we can assume model Eq. (C.1.2) with signal-to-noise ratio,

$$SNR_1 \geq \frac{\varepsilon^2 \delta^2 A}{\sigma^2}$$

Let's simply pick $\delta = 1/\sqrt{2}$, then,

$$n_I = c_1 \cdot k \log N \tag{E.4.1}$$

$$SNR_1 \geq \frac{\varepsilon^2 A}{2\sigma^2} = \varepsilon^2 SNR^{-1}/2 \tag{E.4.2}$$

1. for $n_{perm} = c_2 \cdot \log(kN)$, by Corollary C.3.2,

$$P(\omega_j \text{ not isolated}) \leq 1/N,$$

2. for $n_{1SFFT} \geq c_3 \cdot \log(N \log N) \cdot \varepsilon^2 SNR^{-1}$, by Eq. (E.4.2) and Lemma C.1.2,

$$P(\omega_j \text{ not located after isolation}) \leq 1/N,$$

3. for $n_{\text{SFFT}} \geq \log N \cdot \varepsilon^2 \text{SNR}^{-1} / (1 - \kappa)$, by Eq. (E.4.2) and Lemma C.1.3,

$$P(|\hat{\alpha}_j| < \mu \text{ after isolation and location}) \leq 1/N.$$

Moreover, $n_F = k \log N$.

Then, by Lemma E.4.2, this implementation of SFFT_μ takes at most,

$$\begin{aligned} & c_1 \cdot \log(kN) \cdot k \log N \cdot \log(N \log N) \cdot \varepsilon^2 \text{SNR}^{-1} \\ & = c_1 k \log(N)^3 \varepsilon^2 \text{SNR}^{-1} \end{aligned}$$

samples, and

$$\begin{aligned} & c_3 \cdot \log(kN) \cdot \left(k \log N + k \sqrt{\log N} \cdot \log \left(k \sqrt{\log N} \right) \right) \cdot \log(N \log N) \cdot \varepsilon^2 \text{SNR}^{-1} \\ & = c_3 k \log(N)^3 \varepsilon^2 \text{SNR}^{-1} \end{aligned}$$

arithmetic operations.

Finally, storage complexity is at most a constant multiple of sample complexity since nothing other than samples is stored, and so the result follows. \square

We are now ready to prove a statistical guarantee and complexity bounds for Sparse Channel Estimation (SCE).

Theorem 4.0.3 (SCE). *Let $\mu = \kappa \cdot \varepsilon \sqrt{A/k}$ for some confidence parameter $\kappa \in (0, 1)$. Then, under the sparsity, ε -targets, and subgaussian assumptions there is an implementation of SCE_μ which takes*

1. $c_1 k (\log N)^3 (\varepsilon^2 \text{SNR})^{-1}$ samples,
2. $c_2 k (\log N)^3 (\varepsilon^2 \text{SNR})^{-1}$ bits of memory, and

3. $c_3 k (\log N)^3 (\varepsilon^2 \text{SNR})^{-1} + k^2$ arithmetic operations

for which $PD \rightarrow 1$ and $PFA \rightarrow 0$ as $N \rightarrow \infty$, where c_1, c_2, c_3 are constants independent of ε , SNR , k and N .

Proof.

Assume that SCE_μ was executed by transmitting $S = S_L + S_M + S_K$ for three distinct lines L, M , and K , and R given by Eq. (1.3.7) under the sparsity, ε -targets, and sub-Gaussian assumptions A1, A2, and A3.

Now, consider $\mathcal{A}(S_L, R)$ on the line K . The assumptions A1, A2, and A3 immediately imply the sparsity, ε -coefficients, and sub-Gaussian assumptions A21, A22, and A23, for $\mathcal{A}(S_L, R)$ on K . So, SCE_μ can be executed using the implementation of SFFT_μ assumed in Theorem E.4.4. Therefore, samples, storage and arithmetic operations are as claimed.

We begin with the probability of detection PD of SCE_μ (Algorithm 1). The shift (τ_j, ω_j) is not detected if, in particular, the corresponding peak of $\mathcal{A}(S_L, R)$, is not detected. The above holds true for $\mathcal{A}(S_M, R)$ and $\mathcal{A}(S_K, R)$ as well. So, denoting the probability of detection of SFFT_μ as PD_{SFFT_μ} , a union bound gives us that the probability of detection of SCE_μ is at most,

$$PD \geq 1 - 3(1 - PD_{\text{SFFT}_\mu})$$

By Theorem E.4.4, we then have that $PD \rightarrow 1$ as $N \rightarrow \infty$.

Now let's consider the probability of false alarm PFA of SCE_μ . A shift $(\tilde{\tau}, \tilde{\omega})$ is falsely returned by the algorithm in the following scenarios.

1. The choice of lines L, M, K produce a false triple intersection. By Lemma D.2.6, this happens with probability less than $k^3/(N - 2)$ or,

2. Peaks corresponding to $(\tilde{\tau}, \tilde{\omega})$ are incorrectly detected for $\mathcal{A}(S_L, R)$, $\mathcal{A}(S_M, R)$ and $\mathcal{A}(S_K, R)$. It follows by Lemma C.1.3 that, with appropriately chosen constants c_1, c_2 and c_3 , this holds with probability at most $1/N^3$.

So, the given implementation of SCE_μ also exhibits $PFA \rightarrow 0$ as $N \rightarrow \infty$. \square

Lemma D.2.6. *For k points $\{p_1, \dots, p_k\}$ in \mathbb{Z}_N^2 , and three distinct pairwise transversal lines L, M, K with slopes chosen uniformly at random, the triple intersections of the shifted lines*

$$p_i + L, p_i + M, p_i + K \quad i = 1, \dots, k$$

uniquely identify the points with probability at least $1 - \frac{k^3}{N-2}$.

Proof. The shifted lines $p_i + L, p_i + M, i = 1, \dots, k$, intersect in at most $2 \cdot \binom{k}{2} = k(k-1)$ points $p \neq p_i$.

There are at most $k^2(k-1)$ choices of K , such that $p_i + K$ passes through such a point p .

The probability that this happens is at most $\frac{k^2(k-1)}{N-2} \leq \frac{k^3}{N-2}$.

\square

Bibliography

- [1] O. BAR-ILAN AND Y. C. ELDAR, *Sub-nyquist radar via doppler focusing*, IEEE Transactions on Signal Processing, 62 (2014), pp. 1796–1811.
- [2] J. V. DI FRANCO AND W. L. RUBIN, *Radar detection*, (1968).
- [3] A. FISH AND S. GUREVICH, *The incidence and cross methods for efficient radar detection*, in Communication, Control, and Computing (Allerton), 2013 51st Annual Allerton Conference on, IEEE, 2013, pp. 1059–1066.
- [4] —, *Almost linear complexity methods for delay-doppler channel estimation*, ETH-Zurich, 2014. 23th International Zurich Seminar on Communications (IZS 2014); Conference Location: Zurich, Switzerland; Conference Date: February 26-28, 2014.
- [5] —, *Performance estimates of the pseudo-random method for radar detection*, in 2014 IEEE International Symposium on Information Theory, IEEE, 2014, pp. 3102–3106.
- [6] A. FISH, S. GUREVICH, R. HADANI, A. M. SAYEED, AND O. SCHWARTZ, *Delay-doppler channel estimation in almost linear complexity*, IEEE Transactions on Information Theory, 59 (2013), pp. 7632–7644.
- [7] A. FISH, A. SAYEED, S. GUREVICH, R. HADANI, AND O. SCHWARTZ, *Delay-doppler channel estimation with almost linear complexity: To solomon golomb for the occasion of his 80 birthday mazel tov*, in 2012 IEEE International Symposium on Information Theory Proceedings.

- [8] A. C. GILBERT, P. INDYK, M. IWEN, AND L. SCHMIDT, *Recent developments in the sparse fourier transform: A compressed fourier transform for big data*, IEEE Signal Processing Magazine, 31 (2014), pp. 91–100.
- [9] S. D. HOWARD, A. R. CALDERBANK, AND W. MORAN, *The finite heisenberg-weyl groups in radar and communications*, EURASIP Journal on Applied Signal Processing, 2006 (2006), pp. 111–111.
- [10] R. HOWE, *Nice error bases, mutually unbiased bases, induced representations, the heisenberg group and finite geometries*, Indagationes Mathematicae, 16 (2005), pp. 553–583.
- [11] P. INDYK, M. KAPRALOV, AND E. PRICE, *(nearly) sample-optimal sparse fourier transform*, in Proceedings of the twenty-fifth annual ACM-SIAM symposium on Discrete algorithms, Society for Industrial and Applied Mathematics, 2014, pp. 480–499.
- [12] M. JANKIRAMAN, *FMCW Radar Design*, Artech House, 2018.
- [13] S. M. KAY, *Fundamentals of statistical signal processing*, Prentice Hall PTR, 1993.
- [14] N. LEVANON AND E. MOZESON, *Radar signals*, John Wiley & Sons, 2004.
- [15] R. J. MAILLOUX, *Phased array antenna handbook*, Artech house, 2017.
- [16] Y. NIU, Y. LI, D. JIN, L. SU, AND A. V. VASILAKOS, *A survey of millimeter wave communications (mmwave) for 5g: opportunities and challenges*, Wireless networks, 21 (2015), pp. 2657–2676.

- [17] A. V. OPPENHEIM, A. S. WILLSKY, AND S. H. NAWAB, *Signals and systems*, vol. 2, Prentice-Hall Englewood Cliffs, NJ, 6 (1983), p. 10.
- [18] S. PAWAR AND K. RAMCHANDRAN, *A robust r-ffast framework for computing a k -sparse n -length dft in $o(k \log n)$ sample complexity using sparse-graph codes*, in 2014 IEEE International Symposium on Information Theory, IEEE, 2014, pp. 1852–1856.
- [19] M. A. PINSKY, *Introduction to Fourier analysis and wavelets*, vol. 102, American Mathematical Soc., 2008.
- [20] M. SCHNEIDER, *Automotive radar-status and trends*, in German microwave conference, 2005, pp. 144–147.
- [21] C. E. SHANNON, *Communication in the presence of noise*, Proceedings of the IRE, 37 (1949), pp. 10–21.
- [22] D. TSE AND P. VISWANATH, *Fundamentals of wireless communication*, Cambridge university press, 2005.
- [23] R. VERSHYNIN, *High-dimensional probability: An introduction with applications in data science*, vol. 47, Cambridge University Press, 2018.
- [24] M. J. WAINWRIGHT, *High-dimensional statistics: A non-asymptotic viewpoint*, vol. 48, Cambridge University Press, 2019.