

ROBIN: a Graph-Theoretic Approach to Reject Outliers in Robust Estimation using Invariants

Jingnan Shi, Heng Yang, Luca Carlone

Abstract—Many estimation problems in robotics, computer vision, and learning require estimating unknown quantities in the face of outliers. Outliers are typically the result of incorrect data association or feature matching, and it is not uncommon to have problems where more than 90% of the measurements used for estimation are outliers. While current approaches for robust estimation (e.g., RANSAC or graduated non-convexity) are able to deal with moderate amounts of outliers, they fail to produce accurate estimates in the presence of many outliers. This paper develops an approach to prune outliers. First, we develop a theory of *invariance* that allows us to quickly check if a subset of measurements are mutually compatible without explicitly solving the corresponding estimation problem. Second, we develop a graph-theoretic framework, where measurements are modeled as vertices and mutual compatibility is captured by edges in a graph. We generalize existing results showing that the inliers form a clique in this *compatibility graph* and typically belong to the *maximum clique*. We also show that in practice the *maximum k -core* of the compatibility graph provides an approximation of the maximum clique, while being much faster to compute in large problems. The combination of these two contributions leads to ROBIN, our approach to Reject Outliers Based on INvariants, which allows us to quickly prune outliers in generic estimation problems. We demonstrate ROBIN in four geometric perception problems and show it boosts robustness of existing solvers (making them robust to more than 95% outliers), while running in milliseconds in large problems.

I. INTRODUCTION

Robust estimation is concerned with estimating an unknown variable x given noisy and potentially corrupted measurements. For instance, in 3D perception problems, the x may be the pose of an unknown object (e.g., a car) while the measurements are features of the object (e.g., wheels, headlights) detected in the sensor data (e.g., images, lidar scans) [61], [47]. In Simultaneous Localization and Mapping (SLAM), x might denote the trajectory of the robot and the location of landmarks. In machine learning, the x can be a description of a model regressing the data. In all these problems, one has to estimate the state $x \in \mathbb{X}$ (where \mathbb{X} is the domain of x , for instance the set of 3D poses) given measurements y_i and a measurement model h_i that describes how the measurements are related to the unknown state x :

$$y_i = h_i(x, \epsilon_i), \quad i = 1, \dots, N \quad (1)$$

where ϵ_i denotes the measurement noise. In practical applications, y_i 's are the result of the preprocessing of raw sensor data: for instance, in 3D perception problems, they are the output of image-based or lidar-based feature detection and matching. This preprocessing, often referred to as the *perception front-end*, is prone to producing many corrupted

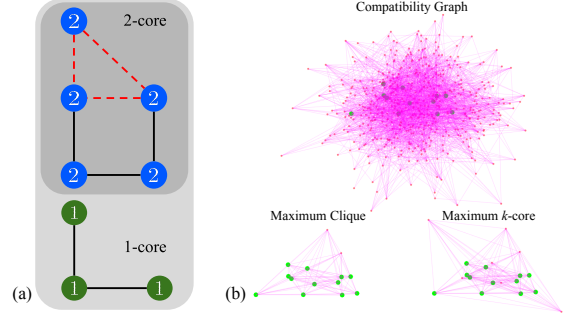


Fig. 1. We propose ROBIN, a graph-theoretic approach to reject outliers in robust estimation problems. We use *invariants* to check compatibility among subsets of measurements and describe the results of these checks using a *compatibility graph* \mathcal{G} . ROBIN rejects outliers by computing a maximum clique or a maximum k -core of \mathcal{G} . (a) Maximum clique (dotted red edges) and k -core ($k = 1, 2$) in a toy graph (numbers denote the *core number* of each vertex). (b) Compatibility graph for a single rotation averaging problem with 500 measurements and only 12 inliers (green dots).

measurements (i.e., *outliers*) for which the error ϵ_i is so large that y_i becomes uninformative towards the estimation of x . For instance, traditional and deep learning techniques for feature matching in object pose estimation problems [45], [63] are not uncommon to produce more than 90% outliers.

Research in robust estimation across robotics, computer vision, and learning has made substantial progress towards solving estimation problems with outliers [32], [13], [18], [55], [10]. Despite this progress, the literature is still divided between *fast heuristics* and *globally-optimally solvers*. Fast heuristics, such as RANSAC [27] and variants [54], [21], [22], [7], [56], [49], graduated non-convexity (GNC) [58], [11], [12], or iterative local solvers for M-estimation [2], [53] are fast but prone to fail in the presence of many outliers [45], [63], [50]. On the other hand, globally-optimally solvers, such as Branch and Bound [33], [64], [45], and combinatorial approaches for *maximum consensus* [20] can tolerate extreme outlier rates, but run in worst-case exponential time and are slow in practice. This dichotomy has been resolved only in specific problems, e.g., point cloud registration, where recent approaches like TEASER++ [63] are robust to more than 99% outliers and run in milliseconds. The goal of this paper is to provide a general framework (which indeed generalizes our approach in [63]) to boost the performance of existing techniques, including RANSAC and GNC, to be robust to more than 95% outliers while preserving their real-time operation.

Contribution. We address the following key question: *Can we quickly detect and discard many outliers in the set of measurements (1), while preserving all the inliers?* Intuitively, we want to bring down the number of outliers into a range where existing solvers (RANSAC, GNC) work well (e.g., below 60%). Towards this goal, we provide two contributions. The first contribution, presented in Section III, is a theory of *invariance* that allows us to quickly check if

a subset of $n \ll N$ measurements are mutually compatible; contrarily to RANSAC, our check does not require computing an estimate for \mathbf{x} so it is extremely fast. The second contribution, in Section IV, is the development of a graph-theoretic framework, where measurements are modeled as vertices and mutual compatibility is captured by edges in a graph. We generalize existing results [40], [63], [26] showing that, even for $n > 2$ (related work focuses on pairwise compatibility, where $n = 2$), the inliers form a clique in this *compatibility graph* and can be typically retrieved by computing the *maximum clique*. Despite the availability of fast maximum clique algorithms, finding a maximum clique is NP-hard and its runtime is often incompatible with real-time robotics applications. Therefore, we propose a faster alternative to finding inliers by computing the maximum k -core of the graph. The combination of these contributions leads to ROBIN, our approach to Reject Outliers Based on INvariants, which allows us to quickly prune outliers. We summarize ROBIN in Section V, while in Section VI we demonstrate it in four perception problems (single rotation averaging, point cloud registration, point-with-normal registration, and 2D-3D camera pose estimation) and show that (i) ROBIN boosts robustness of existing robust solvers, making them robust to more than 95% outliers, and (ii) it runs in milliseconds in large-scale simulated and real datasets.

Extra results, visualizations, and proofs are given in Appendix and the video attachment.

II. RELATED WORK

Consensus Maximization is a framework for robust estimation that aims to find the largest set of measurements with errors below a user-defined threshold. Consensus maximization is NP-hard [18], [3], hence the community has resorted to randomized approaches, such as RANSAC [27]. RANSAC repeatedly draws a minimal subset of measurements from which a rough estimate is computed, and the algorithm stops after finding an estimate that agrees with a large set of measurements. While RANSAC works well for problems where the minimal set is small and there are not many outliers, the average number of iterations it requires increases exponentially with the percentage of outliers [50], making it impractical for problems with many outliers. On the other hand, global solvers, such as branch-and-bound (BnB) [39] and tree search [19], exist but scale poorly with the problem size, with BnB being exponential in the size of \mathbf{x} , and tree search being exponential in the number of outliers [16].

M-estimation performs estimation by optimizing a robust cost function that reduces the influence of the outliers. The resulting problems are typically optimized using iterative local solvers. MacTavish and Barfoot [55] compare several robust cost functions for visual-inertial localization using iterative re-weighted least squares solvers. The downside of local solvers is that they need a good initial guess, which is often unavailable in practice. A popular approach to circumvent the need for an initial guess is *Graduated Non-Convexity* (GNC) [12], [11]. Zhou *et al.* [66] use GNC for point cloud registration. Yang *et al.* [58] and Antonante *et al.* [3] combine GNC with global non-minimal solvers and show their general applicability to problems with up to 80% outliers.

For certain low-dimensional geometric problems, fast global solvers exist. Enqvist *et al.* [25] use a *truncated least squares* (TLS) cost to solve triangulation problems in polynomial time in the number of measurements, but exponential time in the dimension of \mathbf{x} . Ask *et al.* [5] use a TLS cost for image registration. Recently, *certifiably-robust* globally-optimal solvers based on *convex relaxations* have been used for *M-estimation* [36], [63], [60]. Unfortunately, due to the poor scalability of current SDP solvers, such methods are mostly viable to *check* optimality [63], [62].

Graph algorithms have been extensively used in robot perception and vision, from SLAM [15], [24], [51] to human-pose estimation [14]. Neira and Tardós propose compatibility tests and BnB for data association in SLAM [43]. Bailey *et al.* [6] propose a Maximum Common Subgraph algorithm for feature matching in lidar scans. Graph algorithms, such as graph-cut, have been used in RANSAC to improve performance against noise and outliers [8]. In [48], graph cliques are used to segment objects under rigid body motion. Leordeanu and Hebert [38] establish image matches by finding strongly-connected clusters in the correspondence graph with an approximate spectral method. Enqvist *et al.* [26] develop an outlier rejection algorithm for 3D-3D and 2D-3D registration based on approximate vertex cover. Recently, progress in graph algorithms (see [52], [46]) have allowed for the emergence of fast graph-based algorithms, such as TEASER++ [63], that are robust to high-noise and outliers.

III. MEASUREMENT INVARIANTS

This section develops a theory of invariance that allows checking if a subset of measurements contains outliers without explicitly computing an estimate for \mathbf{x} . We will then use these checks to select large sets of mutually compatible measurements and reject outliers in Section IV.

A. From Measurements to Invariants

Let us consider the measurements in eq. (1) and denote the indices of the measurements as $\mathcal{Y} \doteq \{1, \dots, N\}$. For a given integer $n \leq N$, let $\mathcal{S} \subset \mathcal{Y}$ be a subset of n indices in \mathcal{Y} , and denote with \mathcal{S}_j the j -th element of this subset (with $j = 1, \dots, n$). Then, we use the following notation:

$$\mathbf{y}_{\mathcal{S}} = \begin{bmatrix} \mathbf{y}_{\mathcal{S}_1} \\ \mathbf{y}_{\mathcal{S}_2} \\ \vdots \\ \mathbf{y}_{\mathcal{S}_n} \end{bmatrix}, \quad \mathbf{h}_{\mathcal{S}} = \begin{bmatrix} \mathbf{h}_{\mathcal{S}_1} \\ \mathbf{h}_{\mathcal{S}_2} \\ \vdots \\ \mathbf{h}_{\mathcal{S}_n} \end{bmatrix}, \quad \boldsymbol{\epsilon}_{\mathcal{S}} = \begin{bmatrix} \boldsymbol{\epsilon}_{\mathcal{S}_1} \\ \boldsymbol{\epsilon}_{\mathcal{S}_2} \\ \vdots \\ \boldsymbol{\epsilon}_{\mathcal{S}_n} \end{bmatrix} \quad (2)$$

which is simply stacking together measurements \mathbf{y}_i , functions \mathbf{h}_i , and noise $\boldsymbol{\epsilon}_i$ for the subset of measurements $i \in \mathcal{S}$.

We are now ready to define an n -invariant.

Definition 1 (n -Invariant): Given measurements (1), a function \mathbf{f} is called an n -invariant if for all $\mathcal{S} \subset \mathcal{Y}$ of size n : $\mathbf{f}(\mathbf{y}_{\mathcal{S}}) = \mathbf{f}(\mathbf{h}_{\mathcal{S}}(\bar{\mathbf{x}}, \boldsymbol{\delta}_{\mathcal{S}}))$, $\forall \bar{\mathbf{x}} \in \mathbb{X}$, where $\boldsymbol{\delta}$ is a noise term whose statistics do not depend on $\bar{\mathbf{x}}$, and $\boldsymbol{\delta} = \mathbf{0}$ whenever $\boldsymbol{\epsilon} = \mathbf{0}$ in (1) (i.e., when measurements are noiseless).

Intuitively, the invariant function \mathbf{f} takes a subset of measurements and computes a quantity that no longer depends on \mathbf{x} (hence the equation is satisfied for all $\mathbf{x} \in \mathbb{X}$). When $n = 2$ in Definition 1, we obtain a *pairwise invariant*.

B. Example of invariants

Here we provide examples of invariants for four estimation problems in robotics and vision: single rotation averaging, point cloud registration, point-with-normal registration, and 2D-3D camera pose estimation.

Single rotation averaging [29] seeks to find an unknown rotation $\mathbf{R} \in \text{SO}(3)$ given noisy measurements $\mathbf{R}_i \in \text{SO}(3)$:

$$\mathbf{R}_i = \mathbf{R} \cdot \text{Exp}(\boldsymbol{\epsilon}_i) \quad (3)$$

where $\boldsymbol{\epsilon}_i \in \mathbb{R}^3$ denotes measurement noise and Exp maps a 3D vector to a rotation matrix [9, §7.1.3]. Eq. (3) has the same form of (1), with $\mathbf{y}_i \doteq \mathbf{R}_i$, $\mathbf{x} \doteq \mathbf{R}$, and $\mathbf{h}_i(\mathbf{R}, \boldsymbol{\epsilon}_i) \doteq \mathbf{R} \cdot \text{Exp}(\boldsymbol{\epsilon}_i)$. The problem admits a simple pairwise invariant.

Proposition 2 (Pairwise Invariant for Rotation Averaging): The function $\mathbf{f}(\mathbf{R}_i, \mathbf{R}_j) \doteq \mathbf{R}_i^\top \mathbf{R}_j$, where $\mathbf{R}_i, \mathbf{R}_j$ are a pair of measurements, is an invariant for (3) and satisfies:

$$\mathbf{f}(\mathbf{R}_i, \mathbf{R}_j) \doteq \mathbf{R}_i^\top \mathbf{R}_j = \text{Exp}(\boldsymbol{\delta}_i)^\top \text{Exp}(\boldsymbol{\delta}_j) \quad (4)$$

with $\boldsymbol{\delta}_i = \boldsymbol{\epsilon}_i$ and $\boldsymbol{\delta}_j = \boldsymbol{\epsilon}_j$, for any rotation \mathbf{R} in (3). \square

The proof is trivial and is given in Appendix for completeness.

Point cloud registration [4], [31] consists in finding a rigid body transformation (\mathbf{R}, \mathbf{t}) (where $\mathbf{R} \in \text{SO}(3)$ and $\mathbf{t} \in \mathbb{R}^3$) that aligns two sets of 3D points $\mathbf{a}_i \in \mathbb{R}^3$ and $\mathbf{b}_i \in \mathbb{R}^3$, with $i = 1, \dots, N$. The corresponding measurement model can again be phrased in the form of (1):

$$\mathbf{b}_i = \mathbf{R}\mathbf{a}_i + \mathbf{t} + \boldsymbol{\epsilon}_i \quad (5)$$

where $\boldsymbol{\epsilon}_i \in \mathbb{R}^3$ is the measurement noise.

Proposition 3 (Pairwise Invariant for Point Registration): Assuming the noise $\boldsymbol{\epsilon}_i$ is isotropic,¹ the function $\mathbf{f}(\mathbf{b}_i, \mathbf{b}_j) \doteq \|\mathbf{b}_j - \mathbf{b}_i\|$, where $\mathbf{b}_i, \mathbf{b}_j$ are a pair of measurements, is an invariant for (5) and satisfies:

$$\mathbf{f}(\mathbf{b}_i, \mathbf{b}_j) \doteq \|\mathbf{b}_j - \mathbf{b}_i\| = \|\mathbf{a}_j - \mathbf{a}_i + \boldsymbol{\delta}_j - \boldsymbol{\delta}_i\| \quad (6)$$

for any transformation (\mathbf{R}, \mathbf{t}) between the points in (5), where $\boldsymbol{\delta}_i$ (resp. $\boldsymbol{\delta}_j$) has the same distribution of $\boldsymbol{\epsilon}_i$ (resp. $\boldsymbol{\epsilon}_j$). \square

The proposition formalizes the intuition that the distance between points in a point cloud is invariant to rigid transformations and has been used to detect outliers in [26], [59], [44]. Note that in this problem (and in the ones below), each measurement encodes an association between two points in the two point clouds and for this reason the measurements are often referred to as *correspondences* or *putative matches*.

Point-with-normal registration is similar to point-cloud registration in that it looks for a rigid body transformation (\mathbf{R}, \mathbf{t}) that aligns 3D points, except the 3D points \mathbf{a}_i (resp. \mathbf{b}_i) have normals \mathbf{n}_i^a (resp. \mathbf{n}_i^b), with $\mathbf{n}_i^a, \mathbf{n}_i^b \in \mathbb{R}^3$ and $\|\mathbf{n}_i^a\| = \|\mathbf{n}_i^b\| = 1$. This results in the measurement model:

$$\mathbf{b}_i = \mathbf{R}\mathbf{a}_i + \mathbf{t} + \boldsymbol{\epsilon}_i, \quad \mathbf{n}_i^b = \mathbf{R} \cdot \text{Exp}(\boldsymbol{\nu}_i) \cdot \mathbf{n}_i^a \quad (7)$$

where $\boldsymbol{\nu}_i \in \mathbb{R}^3$ is noise perturbing the measured normals.

Proposition 4 (Pairwise Invariant for P&N Registration): Assuming the noise $\boldsymbol{\epsilon}_i$ is isotropic, the function $\mathbf{f}(\mathbf{y}_i, \mathbf{y}_j) \doteq [\|\mathbf{b}_j - \mathbf{b}_i\|, (\mathbf{n}_i^b)^\top \mathbf{n}_j^b]^\top$, where $\mathbf{y}_i \doteq [(\mathbf{b}_i)^\top, (\mathbf{n}_i^b)^\top]^\top$ and

$\mathbf{y}_j \doteq [(\mathbf{b}_j)^\top, (\mathbf{n}_j^b)^\top]^\top$ are a pair of measurements in (7), is an invariant for (7) and satisfies:

$$\mathbf{f}(\mathbf{y}_i, \mathbf{y}_j) \doteq \begin{bmatrix} \|\mathbf{b}_j - \mathbf{b}_i\| \\ (\mathbf{n}_i^b)^\top \mathbf{n}_j^b \end{bmatrix} = \begin{bmatrix} \|\mathbf{a}_j - \mathbf{a}_i + \boldsymbol{\delta}_j^p - \boldsymbol{\delta}_i^p\| \\ (\mathbf{n}_i^a)^\top \text{Exp}(\boldsymbol{\delta}_i^n)^\top \text{Exp}(\boldsymbol{\delta}_j^n) \mathbf{n}_j^a \end{bmatrix} \quad (8)$$

for any rigid transformation (\mathbf{R}, \mathbf{t}) in (7), where $\boldsymbol{\delta}_i^p$ has the same distribution of $\boldsymbol{\epsilon}_i$, and $\boldsymbol{\delta}_i^n = \boldsymbol{\nu}_i$, $i = 1, \dots, N$. \square

Proposition 4 formalizes the intuition that the angle between normals, measured by the dot product $(\mathbf{n}_i^b)^\top \mathbf{n}_j^b$, is invariant to rigid transformations.

2D-3D camera pose estimation consists in finding the 3D pose of a camera (\mathbf{R}, \mathbf{t}) with respect to a 3D object of known shape from pixel projections of points of the object. Calling the pixel projections $\mathbf{y}_i \in \mathbb{R}^2$ and the corresponding 3D points $\mathbf{p}_i \in \mathbb{R}^3$, the measurement model becomes:

$$\mathbf{y}_i = \pi(\mathbf{R}, \mathbf{t}, \mathbf{p}_i) + \boldsymbol{\epsilon}_i \quad (9)$$

where $\pi(\cdot)$ is the standard perspective projection [30, Section 6.2], and $\boldsymbol{\epsilon}_i$ is the measurement noise. While it is known that there is no invariant for 3D points in generic configuration under perspective projection [42], there exist invariants for specific configurations of points (*e.g.*, collinear or coplanar points). For instance, we can design a 3-invariant capturing that projections of collinear 3D points are also collinear. Here we review another invariant for the case of collinear features, which is known as *cross ratio* in computer vision [30, p. 45]

Proposition 5 (4-invariant for Camera Pose): Given four collinear 3D points $\mathbf{p}_i \in \mathbb{R}^3$ ($i = 1, \dots, 4$) and the corresponding pixel projections $\mathbf{y}_i \in \mathbb{R}^2$, the *cross ratio* [30, p. 45] is a 4-invariant and satisfies:

$$\begin{aligned} \mathbf{f}(\mathbf{y}_1, \mathbf{y}_2, \mathbf{y}_3, \mathbf{y}_4) &\doteq \frac{\|\mathbf{y}_1 - \boldsymbol{\delta}_1 - \mathbf{y}_2 + \boldsymbol{\delta}_2\| \|\mathbf{y}_3 - \boldsymbol{\delta}_3 - \mathbf{y}_4 + \boldsymbol{\delta}_4\|}{\|\mathbf{y}_1 - \boldsymbol{\delta}_1 - \mathbf{y}_3 + \boldsymbol{\delta}_3\| \|\mathbf{y}_2 - \boldsymbol{\delta}_2 - \mathbf{y}_4 + \boldsymbol{\delta}_4\|} \\ &= \frac{\|(\mathbf{p}_1)^\vee - (\mathbf{p}_2)^\vee\| \|(\mathbf{p}_3)^\vee - (\mathbf{p}_4)^\vee\|}{\|(\mathbf{p}_1)^\vee - (\mathbf{p}_3)^\vee\| \|(\mathbf{p}_2)^\vee - (\mathbf{p}_4)^\vee\|} \end{aligned} \quad (10)$$

where $\boldsymbol{\delta}_i = \boldsymbol{\epsilon}_i$ ($i = 1, \dots, 4$), and for a 3D point $\mathbf{p} = [p_x \ p_y \ p_z]^\top$, we denoted $(\mathbf{p})^\vee \doteq [\frac{p_x}{p_z} \ \frac{p_y}{p_z}]^\top$. \square

Remark 6 (Other Invariants): Invariants have been studied (typically in a noiseless setup) in the context of pattern recognition in computer vision. Early related work provides an abundance of resources to design invariants [28], that we discuss more broadly in Appendix . Similar ideas have been also used in specific robotics applications, *e.g.*, SLAM [40], [17], without a systematic treatment.

C. From Invariants to Compatibility for Outlier Rejection

While the previous section developed invariants without distinguishing inliers from outliers, this section shows that the resulting invariants can be directly used to check if a subset of measurements contains an outlier. Towards this goal, we formalize the notion of inlier and outlier.

Definition 7 (Inliers and Outliers): Given measurements (1) and a threshold $\beta > 0$, a measurement i is called an *inlier* if the corresponding noise satisfies $\|\boldsymbol{\epsilon}_i\| \leq \beta$ and is called an *outlier* otherwise.

Now we note that in the previous section the notion of invariants allowed us to obtain relations that depend on the measurements and the noise, but are independent on \mathbf{x} , see eqs. (4), (6), (8), (10). Therefore, we can directly

¹Isotropic noise has a rotation-invariant distribution, for instance, a zero-mean Gaussian with covariance matrix equal to $\sigma^2 \mathbf{I}_3$.

use these relations to check if a subset of n measurements contains outliers: if eqs. (4), (6), (8), (10) are not satisfied by any choice of noise smaller than β , then the corresponding subset of measurements *must* contain an outlier. We call the corresponding check a *compatibility test*. In the following, we provide an example of compatibility test for point cloud registration. The reader can find the compatibility tests for the other applications in Appendix .

Compatibility test for point cloud registration. Eq. (6) states that any pair of measurements satisfies:

$$\|b_j - b_i\| = \|a_j - a_i + \delta_j - \delta_i\| \quad (11)$$

where δ_i, δ_j have the same distribution of the measurement noise ϵ_i, ϵ_j . Therefore, one can check if one of the measurements b_i, b_j is an outlier by checking if (11) can be satisfied by any choice of $\|\delta_i\|, \|\delta_j\| \leq \beta$. If we apply the triangle inequality to the right-hand-side of (11) we obtain:

$$-\|\delta_j - \delta_i\| \leq \|b_j - b_i\| - \|a_j - a_i\| \leq \|\delta_j - \delta_i\| \quad (12)$$

Now for two inliers we have $\|\delta_i\| \leq \beta$ and $\|\delta_j\| \leq \beta$, therefore $\|\delta_j - \delta_i\| \leq 2\beta$. Substituting in (12) we obtain:

$$-2\beta \leq \|b_j - b_i\| - \|a_j - a_i\| \leq 2\beta \quad (13)$$

Therefore, if b_i, b_j are inliers they must satisfy (13) which is easy to check, and intuitively states that inliers associate pairs of points having similar distance in the two point clouds.

Generalizing this example, we obtain the following general definition of *compatibility test*.

Definition 8 (Compatibility Test): Given a subset of n measurements and the corresponding n -invariant, a compatibility test is a binary condition involving the invariant, such that if the condition fails the set of measurements *must* contain at least one outlier.

Note that we require the test to be *sound* (i.e., it does not detect outliers when testing a set of inliers), but may not be *complete* (i.e., the test might pass even in the presence of outliers). This property is important since our goal is to prune as many outliers as we can, while preserving the inliers. Also note that the test detects if the set contains outliers, but does not provide information on *which* measurements are outliers. We are going to fill in this gap below.

IV. COMPATIBILITY GRAPH FOR OUTLIER REJECTION

This section provides a graph-theoretic framework to use the compatibility tests introduced in Section III and point out which measurements are outliers. We start by defining the notion of *compatibility graph* and then show that inliers form a clique in this graph. We then propose the use of maximum clique and maximum k -core to find inliers.

A. From Compatibility Tests to Compatibility Graph

For a problem with an n -invariant, we describe the results of the compatibility tests for all subsets of n measurements using a *compatibility graph*. Formally, we define the compatibility graph $\mathcal{G}(\mathcal{V}, \mathcal{E})$ as an undirected graph, where each vertex in the vertex set \mathcal{V} is associated to a measurement in (1) and an edge (i, j) in the edge set \mathcal{E} is present in the graph if measurements i and j were involved in *at least one* of the subsets of measurements that passed the

compatibility tests. Building the compatibility graph requires looping over all subsets of n measurements and, whenever the subset passes the compatibility test, adding edges among the corresponding n nodes in the graph. Note that these checks are very fast and easy to parallelize since they only involve checking boolean conditions (e.g., (13)) without computing an estimate (as opposed to RANSAC).

B. Inlier Structures in Compatibility Graphs

This section shows that we can prune many outliers in (1) by computing the maximum clique of the compatibility graph. Let us start with some definitions.

Definition 9 (Maximum Clique): A clique of a graph \mathcal{G} is a set of vertices such that any pair of vertices is connected by an edge in \mathcal{G} . The *maximum* clique of \mathcal{G} is the clique with the largest number of vertices. The number of vertices $\omega(\mathcal{G})$ in the maximum clique is called the *clique number* of \mathcal{G} .

Given a compatibility graph \mathcal{G} , the following result relates the set of inliers in (1) with cliques in \mathcal{G} .

Theorem 10 (Inliers and Cliques): Assume we are given measurements (1) and the corresponding n -invariants; call \mathcal{G} the corresponding compatibility graph. Then, assuming there are at least n inliers, the inliers form a clique in \mathcal{G} . \square

Theorem 10 implies that we can look for inliers by computing cliques in the compatibility graph. Since we expect to have more compatible inliers than outliers, here we propose to compute the maximum clique; this approach is shown to work extremely well in practice in Section VI.

While modern maximum-clique algorithms are becoming faster and more scalable, finding a maximum clique is NP-hard and its runtime often clashes with real-time robotics applications. Therefore, when the maximum clique is too expensive to compute, we propose to use the *maximum k -core* (defined below) instead, which empirically provides an approximation to the maximum clique, while being much faster (linear-time [23]) to compute.

Definition 11 (k -core, Fig. 1): A subgraph \mathcal{C}_k of \mathcal{G} is called a k -core if it is the largest subgraph such that all its vertices have vertex degree (i.e., number of incident edges) at least k within \mathcal{C}_k . The *core number* $k(i)$ of a vertex i is defined as the largest k such that i is in \mathcal{C}_k . The *degeneracy* $k^*(\mathcal{G})$ is the largest core number of all vertices in \mathcal{G} .

It is well-known that the maximum clique is included in the $(\omega(\mathcal{G}) - 1)$ -core [52]. Although few conditions are known to guarantee that the maximum clique is inside the *maximum k -core*, previous work [57] has observed that this is often the case in practical problems. Indeed, Section VI shows that—in compatibility graphs arising in geometric perception—the maximum k -core provides a great approximation to the maximum clique, while being faster to compute.

While maximum clique has been used for outlier rejection in specific applications [63], [40], our framework generalizes to $n(\geq 2)$ -invariants (rather than pairwise) and also provides a linear-time algorithm (based on k -core) for outlier rejection. The interested reader can find a broader discussion in Appendix.

V. ROBIN: SUMMARY OF OUR ALGORITHM

This section summarizes how we combine measurement invariants and graph theory to develop our outlier pruning ap-

Algorithm 1: ROBIN

```
1 Input: set of measurements  $\mathcal{V}$  and model (1);  $n$ -invariant function  
    $f$  (for some  $n$ ); boolean fastMode (use maximum  $k$ -core if true);  
2 Output: subset  $\mathcal{V}^* \subset \mathcal{V}$  containing inliers;  
3 % Initialize compatibility graph  
4  $\mathcal{V} = \mathcal{V}$ ; % each vertex is a measurement  
5  $\mathcal{E} = \emptyset$ ; % start with empty edge set  
6 % Perform compatibility tests  
7 for all subsets  $S \subset \mathcal{V}$  of size  $n$  do  
8   if testCompatibility( $S, f$ ) = pass then  
9     add edges between any  $i, j \in S$  to  $\mathcal{E}$ ;  
10  end  
11 end  
12 % Find compatible measurements  
13 if fastMode = true then  
14    $\mathcal{V}^* = \text{max\_kcore}(\mathcal{V}, \mathcal{E})$ ;  
15 else  
16    $\mathcal{V}^* = \text{max\_clique}(\mathcal{V}, \mathcal{E})$ ;  
17 end  
18 return:  $\mathcal{V}^*$ .
```

proach, named ROBIN (*Reject Outliers Based on INvariants*). ROBIN’s pseudocode is given in Algorithm 1. The algorithm takes a set of measurements \mathcal{V} and outputs a subset $\mathcal{V}^* \subset \mathcal{V}$ from which many outliers have been pruned. If the problem admits an n -measurement invariant, ROBIN first performs compatibility tests on all subsets of n measurements and builds the corresponding compatibility graph (lines 3-11). Then it uses maximum clique or k -core solvers to compute and return the subset of measurements containing the inliers (lines 12-18). We have implemented ROBIN in C++, using the parallel core decomposition algorithm from [34] and parallel maximum clique solver from [52]. We remark that ROBIN is not guaranteed to reject all outliers. Indeed, as mentioned in the introduction, ROBIN is designed to be a preprocessing step to enhance the robustness of existing robust estimators.

VI. EXPERIMENTS

We test the performance of ROBIN on four geometric perception problems: single rotation averaging (Section VI-A), point cloud registration and point-with-normal registration (Section VI-B and Section VI-C), and 2D-3D camera pose estimation (Section VI-D). We show that (i) ROBIN boosts the robustness of GNC to more than 95% outliers and dominates the state of the art, and (ii) ROBIN runs in tens of milliseconds on challenging large-scale datasets. In addition, we present an experiment in which the maximum k -core becomes overly conservative and fails to reject outliers (Section VI-C).

We denote as ROBIN* the version of ROBIN that computes the maximum clique (fastMode=false in Algorithm 1), while we denote as ROBIN the version that computes the maximum k -core. Moreover, we denote as ROBIN*+GNC (resp. ROBIN+GNC) the estimation approach where we first remove outliers using ROBIN* (resp. ROBIN), and then use GNC [58] to compute an estimate. All experiments are run on a Linux computer with an Intel i9-9920X CPU at 3.5 GHz.

A. Single Rotation Averaging

Setup. In each Monte Carlo run, we first generate a random ground-truth rotation $\mathbf{R}^\circ \in \text{SO}(3)$. Then we create $N = 1000$ measurements $\{\mathbf{R}_i\}_{i=1}^N$ with increasing outlier rates from 0% to 99%. An inlier measurement \mathbf{R}_i is generated as $\mathbf{R}_i = \mathbf{R}^\circ \text{Exp}(\theta_i \mathbf{u}_i)$, where \mathbf{u}_i is a random 3D unit vector and $\theta_i \sim \mathcal{N}(0, \sigma^2)$ is a random rotation angle

(we use $\sigma = 5^\circ$ as standard deviation), while an outlier measurement is a random 3D rotation. We compare five algorithms in 100 Monte Carlo runs: (i) ROBIN*+GNC; (ii) ROBIN+GNC; (iii) GNC (without ROBIN); (iv-v) Lee-Chordal and Lee-Geodesic [37], two recent state-of-the-art methods (we used the open-source implementation by the authors).

Results. Fig. 2 boxplots the rotation errors of the five algorithms under selected outlier rates (full results can be found in Appendix). Both ROBIN*+GNC and ROBIN+GNC are robust against 98% outliers, while GNC, Lee-Chordal, and Lee-Geodesic start failing at 90% outliers. As expected, ROBIN*+GNC slightly outperforms ROBIN+GNC at 99% outliers, as shown by the fewer failures (“+”) of ROBIN*+GNC.

B. Registration With Correspondences

Simulated Benchmarks. We use the Bunny dataset from the Stanford 3D scanning repository. First, we downsample the model to 1000 points and resize within a $[0, 1]^3$ cube to obtain the source point cloud. Then we apply a random transformation (\mathbf{R}, \mathbf{t}) with $\mathbf{R} \in \text{SO}(3)$ and $\|\mathbf{t}\| \leq 1$ according to (5). We add bounded noise $\epsilon_i \sim \mathcal{N}(\mathbf{0}, \sigma^2 \mathbf{I})$ and ensure $\|\epsilon_i\| \leq \beta$. We set $\sigma = 0.01$ and $\beta = 5.54\sigma$ such that $\mathbb{P}(\|\epsilon_i\|^2 > \beta^2) \leq 10^{-6}$. To generate outliers, we replace some \mathbf{b}_i ’s with vectors uniformly sampled in a sphere with radius 5. We benchmark 9 methods: (i) FGR: Fast Global Registration [66], which is a GNC approach tailored to registration; (ii-iii) ROBIN*+FGR, ROBIN+FGR: FGR with our outlier pruning; (iv-v) ROBIN*+HORN, ROBIN+HORN: Horn’s method [31] with our outlier pruning; (vi) TEASER++ [63], which is equivalent to using ROBIN* with a decoupled GNC solver; (vii) TEASER(ROBIN)++: same as TEASER++, except ROBIN (with k -core) is used to reject outliers; (viii-ix) RANSAC1min and RANSAC10K: two RANSAC variants that terminate after one minute or 10,000 iterations, respectively.

Results. Fig. 3 shows translation errors for increasing outlier rates (rotation errors are qualitatively similar and reported in Appendix). None of the ROBIN-based methods fail at outlier rates below 95%, so we omit those results for brevity. Methods using ROBIN* and ROBIN dominate FGR and RANSAC. ROBIN+HORN, ROBIN+FGR, TEASER(ROBIN)++ fail at 99%. Notably, ROBIN* is so robust that even Horn’s method (which is not robust to outliers) succeeds at 98% outliers. All six ROBIN-based methods have runtime of tens of milliseconds (average: 4ms), with TEASER(ROBIN)++ being the fastest due to its optimized C++ implementation of GNC.

3DMatch Dataset. We evaluate ROBIN on the 8 test scenes of the 3DMatch dataset [65], which contains RGB-D scans from real-world indoor environments. We use FPFH descriptors to generate feature correspondences, and then feed the point correspondences to TEASER++ and TEASER(ROBIN)++. In this case we also compute the normals using Open3D [67], and we feed the point-with-normal correspondences to ROBIN*+GNC and ROBIN+GNC (the interested reader can find a description of the corresponding GNC solver in Appendix).

Results. Table I shows the percentage of successful registrations for each scene. A registration is considered successful if the estimated transformation has (i) rotation error $\leq 15^\circ$, and (ii) translation error $\leq 30\text{cm}$. In some scenarios, using normals boosts performance, but that also depends

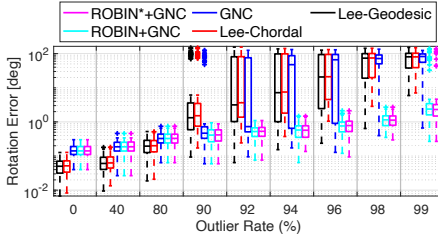


Fig. 2. Single rotation averaging.

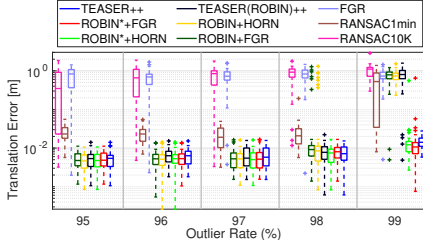


Fig. 3. Registration with correspondences.

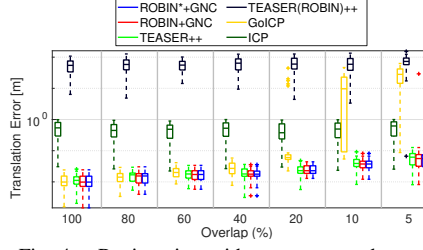


Fig. 4. Registration without correspondences

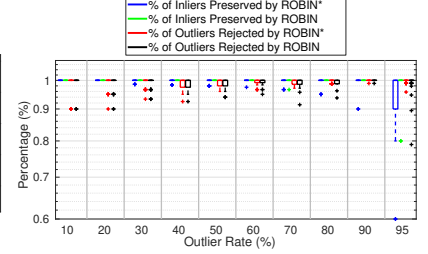


Fig. 5. 2D-3D pose estimation

on the quality of the normals. More interestingly, using normals makes ROBIN*+GNC and ROBIN+GNC attain similar performance: intuitively, the compatibility graph is sparser when using better invariants, making the maximum k -core a better approximation for the maximum clique. Table I shows that ROBIN can be up to 2 times faster than ROBIN*, but the advantage is problem-dependent.

C. Registration Without Correspondences

Setup. We test the extreme case where we are not given correspondences, and we assume all-to-all correspondences between the two point clouds [63]. We use the Teddy-Bear model from HomebrewedDB [35]. Contrary to Bunny, TeddyBear comes with precomputed normals so we also test the point-with-normal variant of ROBIN. We first downsample the TeddyBear to 100 points to obtain the source point cloud. Then, we apply a random rotation and translation to obtain the transformed point cloud. To simulate a partial overlap, we randomly discard a percentage of the transformed point cloud. For example, to simulate a 80% overlap, we randomly discard 20% of the transformed points. We compare the performance of 6 algorithms in 40 Monte Carlo runs: (i-ii) ROBIN*+GNC and ROBIN+GNC, which use point with normals; (iii-iv) TEASER++, TEASER(ROBIN)++, which disregard the normals, (v) GoICP [64], and (vi) ICP. We feed ROBIN*+GNC, ROBIN+GNC, TEASER++, and TEASER(ROBIN)++ all possible correspondences: for each point in the source point cloud, we add all points in the transformed point cloud as potential correspondences. For ICP, we use the identity as initial guess.

Results. Fig. 4 shows translation errors for different overlap ratios (rotation errors are similar and reported in Appendix). ICP fails to converge in most cases, due to the inaccurate initial guess. GoICP is robust until 20% overlap. ROBIN*+GNC, ROBIN+GNC, TEASER++ ensure best performance for all overlap ratios. ROBIN*+GNC and ROBIN+GNC have slightly lower errors (since they use extra information from the normals). As expected the variants using the maximum clique are more robust and still recover highly-accurate estimates at 5% overlap. Unlike ROBIN+GNC, TEASER(ROBIN)++ fails at all overlap ratios because the maximum k -core is only able to reject a small percentage of

| Scenes | Kitchen (%) | Home 1 (%) | Home 2 (%) | Hotel 1 (%) | Hotel 2 (%) | Hotel 3 (%) | Study Room (%) | MIT Lab (%) | Average Runtime [ms] |
|----------------------------------|-------------|-------------|-------------|-------------|-------------|-------------|----------------|-------------|----------------------|
| TEASER++ | 93.9 | 93.6 | 71.6 | 96.0 | 87.5 | 92.6 | 79.8 | 76.6 | 33.8 |
| TEASER(ROBIN)++ | 83.0 | 84.0 | 68.3 | 90.3 | 81.7 | 87.0 | 71.2 | 64.9 | 14.9 |
| ROBIN*+GNC (points with normals) | 91.9 | 89.1 | 74.5 | 96.5 | 89.4 | 92.6 | 77.7 | 71.4 | 41.2 |
| ROBIN+GNC (points with normals) | 91.9 | 89.1 | 74.5 | 96.5 | 89.4 | 92.6 | 77.7 | 71.4 | 39.5 |

TABLE I

PERCENTAGE OF SUCCESSFUL REGISTRATIONS AND RUNTIME ON THE 3DMATCH DATASET [65].

outliers, inducing failures in the robust estimator. In terms of runtime, the k -core variants are faster: the average runtime for ROBIN ranges from 0.1ms to 46ms, and is 2 to 3.4 times faster than ROBIN*. In our current implementation the construction of the compatibility graph is single-threaded and dominates the total runtime; this provides further speed-up opportunities.

D. 2D-3D Pose Estimation

Setup. We evaluate ROBIN and ROBIN* in a simulated 2D-3D pose estimation problem. We use the cross ratio as a 4-measurement invariant. We assume a pinhole camera projection model, with a image size of 640×480 . We generate 100 collinear 3D points and ensure they are in the field of view of the camera (more details in Appendix). We then project the 3D points back to the image plane to have 2D-3D correspondences. Bounded random noise $\epsilon_i \sim \mathcal{N}(0, \sigma^2 I)$, with $\sigma = 0.1$, is added to the 2D projections, and we ensure $\|\epsilon_i\| \leq \beta = 0.25$. Outliers are introduced by replacing some of the 2D points with randomly sampled points in the image. We conduct 40 Monte Carlo runs and record: (i) the percentage of rejected outliers, and (ii) the percentage of inliers in the set returned by ROBIN and ROBIN*.

Results. Fig. 5 shows that both ROBIN and ROBIN* reject nearly 100% outliers at all outlier levels. The percentages of inliers preserved by ROBIN and ROBIN* are close to 100% until 90%, after which it drops to around 90%; this is the case where outlier correspondences are starting to form large cliques. We remark that ROBIN and ROBIN* are able to reject outliers even in a setup (such as the one we used in our simulations) where the pose cannot be uniquely computed due to the collinearity of the points.

VII. CONCLUSION

We proposed ROBIN, a fast approach to prune outliers in generic estimation problems. ROBIN uses the notion of n -invariant to quickly check if subsets of measurements are mutually compatible. Then, it prunes outliers by computing the maximum clique or maximum k -core of the graph induced by the invariants. We evaluate ROBIN in several problems and show that ROBIN boosts robustness of existing

estimators –making them robust to more than 95% outliers– and runs in milliseconds on large-scale problems.

REFERENCES

- [1] M. Abramowitz. *Handbook of Mathematical Functions, With Formulas, Graphs, and Mathematical Tables*. Dover Publications, Inc., 1974.
- [2] P. Agarwal, G. D. Tipaldi, L. Spinello, C. Stachniss, and W. Burgard. Robust map optimization using dynamic covariance scaling. In *IEEE Intl. Conf. on Robotics and Automation (ICRA)*, 2013.
- [3] P. Antonante, V. Tzoumas, H. Yang, and L. Carlone. Outlier-robust estimation: Hardness, minimally-tuned algorithms, and applications. *arXiv preprint arXiv: 2007.15109*, 2020. (pdf).
- [4] K. Arun, T. Huang, and S. Blostein. Least-squares fitting of two 3-D point sets. *IEEE Trans. Pattern Anal. Machine Intell.*, 9(5):698–700, sept. 1987.
- [5] E. Ask, O. Enqvist, and F. Kahl. Optimal geometric fitting under the truncated l2-norm. In *Proceedings of the IEEE Conference on Computer Vision and Pattern Recognition*, pages 1722–1729, 2013.
- [6] T. Bailey, E. M. Nebot, J. K. Rosenblatt, and H. F. Durrant-Whyte. Data association for mobile robot navigation: a graph theoretic approach. In *IEEE Intl. Conf. on Robotics and Automation (ICRA)*, volume 3, pages 2512–2517, 2000.
- [7] D. Barath and J. Matas. Graph-cut ransac. In *Proceedings of the IEEE Conference on Computer Vision and Pattern Recognition*, pages 6733–6741, 2018.
- [8] D. Barath and J. Matas. Graph-cut ransac. In *Proceedings of the IEEE Conference on Computer Vision and Pattern Recognition*, pages 6733–6741, 2018.
- [9] T. Barfoot. *State Estimation for Robotics*. Cambridge University Press, 2017.
- [10] J. T. Barron. A general and adaptive robust loss function. In *Proceedings of the IEEE Conference on Computer Vision and Pattern Recognition*, pages 4331–4339, 2019.
- [11] M. J. Black and A. Rangarajan. On the unification of line processes, outlier rejection, and robust statistics with applications in early vision. *Intl. J. of Computer Vision*, 19(1):57–91, 1996.
- [12] A. Blake and A. Zisserman. *Visual reconstruction*. MIT Press, 1987.
- [13] M. Bosse, G. Agamennoni, and I. Gilitschenski. Robust estimation and applications in robotics. *Foundations and Trends in Robotics*, 4(4):225–269, 2016.
- [14] M. Bray, P. Kohli, and P. Torr. PoseCut: Simultaneous segmentation and 3d pose estimation of humans using dynamic graph-cuts. In *European Conf. on Computer Vision (ECCV)*, pages 642–655, 2006.
- [15] C. Cadena, L. Carlone, H. Carrillo, Y. Latif, D. Scaramuzza, J. Neira, I. Reid, and J. Leonard. Past, present, and future of simultaneous localization and mapping: Toward the robust-perception age. *IEEE Trans. Robotics*, 32(6):1309–1332, 2016. arxiv preprint: 1606.05830, (pdf).
- [16] Z. Cai, T.-J. Chin, and V. Koltun. Consensus maximization tree search revisited. In *Intl. Conf. on Computer Vision (ICCV)*, pages 1637–1645, 2019.
- [17] L. Carlone, A. Censi, and F. Dellaert. Selecting good measurements via ℓ_1 relaxation: a convex approach for robust estimation over graphs. In *IEEE/RSJ Intl. Conf. on Intelligent Robots and Systems (IROS)*, 2014. (pdf).
- [18] T.-J. Chin, Z. Cai, and F. Neumann. Robust fitting in computer vision: Easy or hard? In *European Conf. on Computer Vision (ECCV)*, 2018.
- [19] T.-J. Chin, P. Purkait, A. Eriksson, and D. Suter. Efficient globally optimal consensus maximisation with tree search. In *Proceedings of the IEEE Conference on Computer Vision and Pattern Recognition*, pages 2413–2421, 2015.
- [20] T. J. Chin and D. Suter. The maximum consensus problem: recent algorithmic advances. *Synthesis Lectures on Computer Vision*, 7(2):1–194, 2017.
- [21] J. Choi and G. Medioni. Starsac: Stable random sample consensus for parameter estimation. In *2009 IEEE Conference on Computer Vision and Pattern Recognition*, pages 675–682. IEEE, 2009.
- [22] O. Chum and J. Matas. Matching with PROSAC - progressive sample consensus. In *IEEE Conf. on Computer Vision and Pattern Recognition (CVPR)*, 2005.
- [23] N. S. Dasari, R. Desh, and M. Zubair. Park: An efficient algorithm for k-core decomposition on multicore processors. In *2014 IEEE International Conference on Big Data (Big Data)*, pages 9–16.
- [24] F. Dellaert and M. Kaess. Factor graphs for robot perception. *Foundations and Trends in Robotics*, 6(1-2):1–139, 2017.
- [25] O. Enqvist, E. Ask, F. Kahl, and K. Åström. Robust fitting for multiple view geometry. In *European Conf. on Computer Vision (ECCV)*, pages 738–751. Springer, 2012.
- [26] O. Enqvist, K. Josephson, and F. Kahl. Optimal correspondences from pairwise constraints. In *Intl. Conf. on Computer Vision (ICCV)*, pages 1295–1302, 2009.
- [27] M. Fischler and R. Bolles. Random sample consensus: a paradigm for model fitting with application to image analysis and automated cartography. *Commun. ACM*, 24:381–395, 1981.
- [28] P. Gros and L. Quan. Projective invariants for vision. 1992.
- [29] R. Hartley, J. Trumpf, Y. Dai, and H. Li. Rotation averaging. *IJCV*, 103(3):267–305, 2013.
- [30] R. I. Hartley and A. Zisserman. *Multiple View Geometry in Computer Vision*. Cambridge University Press, second edition, 2004.
- [31] B. K. P. Horn. Closed-form solution of absolute orientation using unit quaternions. *J. Opt. Soc. Amer.*, 4(4):629–642, Apr 1987.
- [32] P. Huber. *Robust Statistics*. John Wiley & Sons, New York, NY, 1981.
- [33] G. Izatt, H. Dai, and R. Tedrake. Globally optimal object pose estimation in point clouds with mixed-integer programming. In *Proc. of the Intl. Symp. of Robotics Research (ISRR)*, 2017.
- [34] H. Kabir and K. Madduri. Parallel k-core decomposition on multicore platforms. In *2017 IEEE International Parallel and Distributed Processing Symposium Workshops (IPDPSW)*, pages 1482–1491. IEEE, 2017.
- [35] R. Kaskman, S. Zakharov, I. Shugurov, and S. Ilic. Homebreweddb: Rgb-d dataset for 6d pose estimation of 3d objects. In *Proceedings of the IEEE International Conference on Computer Vision Workshops*, pages 0–0, 2019.
- [36] P. Lajoie, S. Hu, G. Beltrame, and L. Carlone. Modeling perceptual aliasing in SLAM via discrete-continuous graphical models. *IEEE Robotics and Automation Letters (RA-L)*, 2019. extended ArXiv version: (pdf), Supplemental Material: (pdf).
- [37] S. H. Lee and J. Civera. Robust single rotation averaging. *arXiv preprint arXiv:2004.00732*, 2020.
- [38] M. Lordeanu and M. Hebert. A spectral technique for correspondence problems using pairwise constraints. In *Tenth IEEE International Conference on Computer Vision (ICCV’05) Volume 1*, volume 2, pages 1482–1489. IEEE, 2005.
- [39] H. Li. Consensus set maximization with guaranteed global optimality for robust geometry estimation. In *Intl. Conf. on Computer Vision (ICCV)*, pages 1074–1080, 2009.
- [40] J. G. Mangelson, D. Dominic, R. M. Eustice, and R. Vasudevan. Pairwise consistent measurement set maximization for robust multi-robot map merging. In *IEEE Intl. Conf. on Robotics and Automation (ICRA)*, pages 2916–2923, 2018.
- [41] F. L. Markley. Attitude determination using vector observations and the singular value decomposition. *The Journal of the Astronautical Sciences*, 36(3):245–258, 1988.
- [42] J. Mundy and A. Zisserman. *Geometric invariance in computer vision*. MIT Press, Cambridge, MA, USA, 1992.
- [43] J. Neira and J. Tardós. Data association in stochastic mapping using the joint compatibility test. *IEEE Trans. Robot. Automat.*, 17(6):890–897, December 2001.
- [44] Á. Parra Bustos and T. J. Chin. Guaranteed outlier removal for rotation search. In *Proceedings of the IEEE International Conference on Computer Vision*, pages 2165–2173, 2015.
- [45] Á. Parra Bustos and T. J. Chin. Guaranteed outlier removal for point cloud registration with correspondences. *IEEE Trans. Pattern Anal. Machine Intell.*, 40(12):2868–2882, 2018.
- [46] Á. Parra Bustos, T.-J. Chin, F. Neumann, T. Friedrich, and M. Katzmann. A practical maximum clique algorithm for matching with pairwise constraints. *arXiv preprint arXiv:1902.01534*, 2019.
- [47] G. Pavlakos, X. Zhou, A. Chan, K. G. Derpanis, and K. Daniilidis. 6-dof object pose from semantic keypoints. In *IEEE Intl. Conf. on Robotics and Automation (ICRA)*, 2017.
- [48] S. Perera and N. Barnes. Maximal cliques based rigid body motion segmentation with a rgb-d camera. In *Asian Conference on Computer Vision*, pages 120–133. Springer, 2012.
- [49] R. Raguram, O. Chum, M. Pollefeys, J. Matas, and J.-M. Frahm. Usac: a universal framework for random sample consensus. *IEEE transactions on pattern analysis and machine intelligence*, 35(8):2022–2038, 2012.
- [50] R. Raguram, J.-M. Frahm, and M. Pollefeys. A comparative analysis of ransac techniques leading to adaptive real-time random sample consensus. In *European Conference on Computer Vision*, pages 500–513. Springer, 2008.
- [51] A. Rosinol, A. Gupta, M. Abate, J. Shi, and L. Carlone. 3D dynamic scene graphs: Actionable spatial perception with places, objects, and humans. In *Robotics: Science and Systems (RSS)*, 2020. (pdf), (media), (video).
- [52] R. A. Rossi, D. F. Gleich, and A. H. Gebremedhin. Parallel maximum clique algorithms with applications to network analysis. *SIAM Journal on Scientific Computing*, 37(5):C589–C616, 2015.
- [53] J. L. Schonberger and J.-M. Frahm. Structure-from-motion revisited.

- In *IEEE Conf. on Computer Vision and Pattern Recognition (CVPR)*, pages 4104–4113, 2016.
- [54] K. Tanaka and E. Kondo. Incremental ransac for online relocation in large dynamic environments. In *Proceedings 2006 IEEE International Conference on Robotics and Automation, 2006. ICRA 2006.*, pages 68–75. IEEE, 2006.
- [55] K. M. Tavish and T. D. Barfoot. At all costs: A comparison of robust cost functions for camera correspondence outliers. In *Computer and Robot Vision (CRV), 2015 12th Conference on*, pages 62–69. IEEE, 2015.
- [56] P. Torr and A. Zisserman. MLESAC: A new robust estimator with application to estimating image geometry. *Comput. Vis. Image Underst.*, 78(1):138–156, 2000.
- [57] J. L. Walteros and A. Buchanan. Why is maximum clique often easy in practice? *Operations Research*, 2020.
- [58] H. Yang, P. Antonante, V. Tzoumas, and L. Carlone. Graduated non-convexity for robust spatial perception: From non-minimal solvers to global outlier rejection. *IEEE Robotics and Automation Letters (RA-L)*, 5(2):1127–1134, 2020. arXiv preprint arXiv:1909.08605 (with supplemental material), (pdf).
- [59] H. Yang and L. Carlone. A polynomial-time solution for robust registration with extreme outlier rates. In *Robotics: Science and Systems (RSS)*, 2019. (pdf), (video), (media), (media), (media).
- [60] H. Yang and L. Carlone. A quaternion-based certifiably optimal solution to the Wahba problem with outliers. In *Intl. Conf. on Computer Vision (ICCV)*, 2019. (Oral Presentation, accept rate: 4%), Arxiv version: 1905.12536, (pdf).
- [61] H. Yang and L. Carlone. In perfect shape: Certifiably optimal 3D shape reconstruction from 2D landmarks. In *IEEE Conf. on Computer Vision and Pattern Recognition (CVPR)*, 2020. Arxiv version: 1911.11924, (pdf).
- [62] H. Yang and L. Carlone. One ring to rule them all: Certifiably robust geometric perception with outliers. In *Conference on Neural Information Processing Systems (NeurIPS)*, 2020. (pdf).
- [63] H. Yang, J. Shi, and L. Carlone. TEASER: Fast and Certifiable Point Cloud Registration. *IEEE Trans. Robotics*, 2020. extended arXiv version 2001.07715 (pdf).
- [64] J. Yang, H. Li, D. Campbell, and Y. Jia. Go-ICP: A globally optimal solution to 3D ICP point-set registration. *IEEE Trans. Pattern Anal. Machine Intell.*, 38(11):2241–2254, Nov. 2016.
- [65] A. Zeng, S. Song, M. Nießner, M. Fisher, J. Xiao, and T. Funkhouser. 3dmatch: Learning the matching of local 3d geometry in range scans. In *Proceedings of the IEEE Conference on Computer Vision and Pattern Recognition*, volume 1, page 4, 2017.
- [66] Q. Zhou, J. Park, and V. Koltun. Fast global registration. In *European Conf. on Computer Vision (ECCV)*, pages 766–782. Springer, 2016.
- [67] Q.-Y. Zhou, J. Park, and V. Koltun. Open3D: A modern library for 3D data processing. *arXiv:1801.09847*, 2018.

APPENDIX I PROOFS OF INVARIANTS

A. Pairwise Invariant for Rotation Averaging: Proof of Proposition 2

Proof: Applying \mathbf{f} to both sides of (3) for two measurements i and j , we get

$$\mathbf{f}(\mathbf{R}_i, \mathbf{R}_j) = \mathbf{f}(\mathbf{R}\text{Exp}(\epsilon_i), \mathbf{R}\text{Exp}(\epsilon_j)) = \text{Exp}(\epsilon_i)^\top \mathbf{R}^\top \mathbf{R}\text{Exp}(\epsilon_j) = \text{Exp}(\epsilon_i)^\top \text{Exp}(\epsilon_j) \quad (\text{A1})$$

which proves eq. (4) (since $\delta = \epsilon$) and is independent on \mathbf{R} , hence proving pairwise invariance. ■

B. Pairwise Invariant for Point Cloud Registration: Proof of Proposition 3

Proof: By inspection, applying \mathbf{f} to both sides of (5) for two measurements i and j , we get $\mathbf{f}(\mathbf{b}_i, \mathbf{b}_j) = \mathbf{f}(\mathbf{R}\mathbf{a}_i + \mathbf{t} + \epsilon_i, \mathbf{R}\mathbf{a}_j + \mathbf{t} + \epsilon_j) = \|\mathbf{R}\mathbf{a}_j + \epsilon_j - \mathbf{R}\mathbf{a}_i - \epsilon_i\|$. Since the 2-norm $\|\cdot\|$ is invariant to rotation and recalling the assumption of isotropic noise: $\|\mathbf{a}_j - \mathbf{a}_i + \mathbf{R}^\top \epsilon_j - \mathbf{R}^\top \epsilon_i\| = \|\mathbf{a}_j - \mathbf{a}_i + \delta_j - \delta_i\|$, which proves (6) and is independent on \mathbf{R} and \mathbf{t} , hence proving pairwise invariance. ■

C. Pairwise Invariant for Point-with-Normal Registration: Proof of Proposition 4

Proof: In Proposition 3 we have already shown that $\|\mathbf{b}_j - \mathbf{b}_i\|$ is an invariant for the point measurements. Now we show that $(\mathbf{n}_i^b)^\top \mathbf{n}_j^b$ is also an invariant for the normal measurements. Applying $(\mathbf{n}_i^b)^\top \mathbf{n}_j^b$ to both sides of the second equation in (7) for two measurements i and j , we get

$$(\mathbf{n}_i^b)^\top \mathbf{n}_j^b = (\mathbf{R}\text{Exp}(\nu_i) \mathbf{n}_i^a)^\top (\mathbf{R}\text{Exp}(\nu_j) \mathbf{n}_j^a) = (\mathbf{n}_i^a)^\top \text{Exp}(\nu_i)^\top \text{Exp}(\nu_j) \mathbf{n}_j^a, \quad (\text{A2})$$

which does not depend on \mathbf{R} and \mathbf{t} . ■

APPENDIX II INVARIANTS IN COMPUTER VISION

The interested reader can find a broader discussion on invariance in [42], which provided a detailed survey of early applications of invariants for object recognition. In addition, when the transformation under estimation is an element of a Lie Group, [28] provides theoretical results on the number of invariants available.

There are much discussion on what constitutes as “good” invariants. One of the metrics is noise resistancy: how resistant a particular invariant is to the introduction of noise. For example, [42] provides results on noise-resistant invariants of curves. For our purpose, we think the number of measurements used for calculating invariants is also a good metric. For ROBIN, given an n -invariant, our outlier rejection approach checks all $\binom{N}{n}$ subsets of n measurements. Hence pairwise invariants (and in general, invariants for small n) are more desirable than one with large n .

The complement of the compatibility graph used in ROBIN can also be used for outlier rejection. In that case, instead of finding the maximum clique, the solver aims to find the minimal vertex cover for the graph. Such approach is used in [26] for 3D-3D and 2D-3D correspondence outlier rejection.

While this paper focuses on computing a single estimate of \mathbf{x} from the measurements in the maximum clique (or the maximum k -core) of the compatibility graph, our graph-theoretic framework provides a natural way to design a *multi-hypothesis estimator*, where one computes an estimate for each maximal clique of size larger than the expected number of inliers. Intuitively, each maximal clique describes a set of mutually compatible measurements and will lead to a different estimate of \mathbf{x} .

APPENDIX III COMPATIBILITY TESTS

A. Compatibility test for single rotation averaging

Eq. (4) states that any pair of measurements satisfies:

$$\mathbf{f}(\mathbf{R}_i, \mathbf{R}_j) \doteq \mathbf{R}_i^\top \mathbf{R}_j = \text{Exp}(\delta_i)^\top \text{Exp}(\delta_j) \doteq \text{Exp}(\delta_{ij}). \quad (\text{A3})$$

Therefore, if both measurements $\mathbf{R}_i, \mathbf{R}_j$ are inliers, then both δ_i and δ_j satisfy $\|\delta_i\| \leq \beta$ and $\|\delta_j\| \leq \beta$. Intuitively, this will create an upper bound for $\|\delta_{ij}\|$, violating which indicates there are at least one outlier in the two measurements \mathbf{R}_i and \mathbf{R}_j . Since these are rotations, $\|\delta\|$ is the geodesic distance [29] from the identity rotation, which is simply the

rotation angle associated to a rotation. To make this choice explicit, for a rotation $\text{Exp}(\delta)$, we define:

$$\|\delta\| \doteq \text{dist}_{\text{SO}(3)}(\text{Exp}(\delta), \mathbf{I}_3) \quad (\text{A4})$$

where $\text{dist}_{\text{SO}(3)}(\cdot, \cdot)$ denotes the geodesic distance between two 3D rotations. We claim that if two measurements $\mathbf{R}_i, \mathbf{R}_j$ satisfy (A3) for some δ_i, δ_j such that $\|\delta_i\| \leq \beta$ and $\|\delta_j\| \leq \beta$, then:

$$\|\delta_{ij}\| \leq 2\beta. \quad (\text{A5})$$

Proof: Using eq. (A3) and the triangle inequality of geodesic distance in $\text{SO}(3)$, we have:

$$\|\delta_{ij}\| = \text{dist}_{\text{SO}(3)}(\text{Exp}(\delta_i), \text{Exp}(\delta_j)) \quad (\text{A6})$$

$$\leq \text{dist}_{\text{SO}(3)}(\text{Exp}(\delta_i), \mathbf{I}_3) + \text{dist}_{\text{SO}(3)}(\text{Exp}(\delta_j), \mathbf{I}_3) \quad (\text{A7})$$

$$= \|\delta_i\| + \|\delta_j\| \leq 2\beta, \quad (\text{A8})$$

proving eq. (A5). \blacksquare

B. Compatibility test for point-with-normal registration

Eq. (8) states that any pair of measurements satisfies:

$$\mathbf{f}(\mathbf{y}_i, \mathbf{y}_j) \doteq \begin{bmatrix} \|\mathbf{b}_j - \mathbf{b}_i\| \\ (\mathbf{n}_i^b)^\top \mathbf{n}_j^b \end{bmatrix} = \begin{bmatrix} \|\mathbf{a}_j - \mathbf{a}_i + \delta_j^p - \delta_i^p\| \\ (\mathbf{n}_i^a)^\top \text{Exp}(\delta_i^n)^\top \text{Exp}(\delta_j^n) \mathbf{n}_j^a \end{bmatrix} \quad (\text{A9})$$

Therefore, any pair of inliers must satisfy (A9) for some choice of $\delta_i^p, \delta_j^p, \delta_i^n, \delta_j^n$ such that $\|\delta_i^p\| \leq \beta$, $\|\delta_j^p\| \leq \beta$, $\|\delta_i^n\| \leq \beta$, $\|\delta_j^n\| \leq \beta$. Again, we look for a simpler condition that serves as a necessary condition to be satisfied by a pair of inliers. In particular, we claim that a pair of inliers is always such that:

$$-2\beta \leq \|\mathbf{b}_j - \mathbf{b}_i\| - \|\mathbf{a}_j - \mathbf{a}_i\| \leq 2\beta, \quad (\text{A10})$$

$$|\arccos((\mathbf{n}_i^b)^\top \mathbf{n}_j^b) - \arccos((\mathbf{n}_i^a)^\top \mathbf{n}_j^a)| \leq 2\beta. \quad (\text{A11})$$

Proof: We have already shown that inlier points must satisfy (A10) in Section III-C (see eq. (13)). We now show that a pair of inliers must also satisfy (A11). To do so, let the geodesic distance between two vectors $\mathbf{n}_i, \mathbf{n}_j$ on the unit 2-sphere \mathbb{S}^2 be:

$$\text{dist}_{\mathbb{S}^2}(\mathbf{n}_i, \mathbf{n}_j) \doteq \arccos(\mathbf{n}_i^\top \mathbf{n}_j). \quad (\text{A12})$$

Then we have:

$$\arccos((\mathbf{n}_i^b)^\top \mathbf{n}_j^b) = \text{dist}_{\mathbb{S}^2}(\mathbf{n}_i^b, \mathbf{n}_j^b) \quad (\text{A13})$$

$$\stackrel{\text{triangle inequality}}{\leq} \text{dist}_{\mathbb{S}^2}(\mathbf{n}_i^b, \mathbf{n}_i^a) + \text{dist}_{\mathbb{S}^2}(\mathbf{n}_i^a, \mathbf{n}_j^b) \quad (\text{A14})$$

$$= \text{dist}_{\mathbb{S}^2}(\text{Exp}(\delta_i^n) \mathbf{n}_i^a, \mathbf{n}_i^a) + \text{dist}_{\mathbb{S}^2}(\mathbf{n}_i^a, \mathbf{n}_j^b) \quad (\text{A15})$$

$$\leq \beta + \text{dist}_{\mathbb{S}^2}(\mathbf{n}_i^a, \mathbf{n}_j^b) \quad (\text{A16})$$

$$\stackrel{\text{triangle inequality}}{\leq} \beta + \text{dist}_{\mathbb{S}^2}(\mathbf{n}_i^a, \mathbf{n}_j^a) + \text{dist}_{\mathbb{S}^2}(\mathbf{n}_j^a, \mathbf{n}_j^b) \quad (\text{A17})$$

$$= \beta + \text{dist}_{\mathbb{S}^2}(\mathbf{n}_i^a, \mathbf{n}_j^a) + \text{dist}_{\mathbb{S}^2}(\mathbf{n}_j^a, \text{Exp}(\delta_j^n) \mathbf{n}_j^a) \quad (\text{A18})$$

$$\leq \beta + \text{dist}_{\mathbb{S}^2}(\mathbf{n}_i^a, \mathbf{n}_j^a) + \beta \quad (\text{A19})$$

$$= \arccos((\mathbf{n}_i^a)^\top \mathbf{n}_j^a) + 2\beta, \quad (\text{A20})$$

proving one direction of eq. (A11). In eq. (A16) and (A19), we have used the fact that, for any $\mathbf{n} \in \mathbb{S}^2$, if a 3D rotation $\text{Exp}(\delta)$ satisfies $\|\delta\| \leq \beta$, then $\text{dist}_{\mathbb{S}^2}(\mathbf{n}, \text{Exp}(\delta)\mathbf{n}) \leq \beta$. To see this, let us write $\text{Exp}(\delta)$ using the Rodrigues' formula:

$$\mathbf{R} = \cos(\theta)\mathbf{I}_3 + \sin(\theta)[\mathbf{u}]_{\times} + (1 - \cos(\theta))\mathbf{u}\mathbf{u}^\top, \quad (\text{A21})$$

where $\mathbf{u} \in \mathbb{S}^2$ is the rotation axis, and $\theta \in \mathbb{R}$ is the rotation angle around \mathbf{u} , such that $\delta = \theta\mathbf{u}$. Note that since $\|\delta\| \leq \beta$, we have $|\theta| \leq \beta$. Then we lower bound the dot product between \mathbf{n} and $\mathbf{R}\mathbf{n}$:

$$\begin{aligned} \mathbf{n}^\top \mathbf{R}\mathbf{n} &= \cos(\theta) + (1 - \cos(\theta))(\mathbf{n}^\top \mathbf{u})^2 \geq \\ &\cos(\theta) \geq \cos(\beta), \end{aligned} \quad (\text{A22})$$

which in turns yields:

$$\begin{aligned} \text{dist}_{\mathbb{S}^2}(\mathbf{n}, \mathbf{R}\mathbf{n}) &= \arccos(\mathbf{n}^\top \mathbf{R}\mathbf{n}) \leq \\ &\arccos(\cos(\beta)) = \beta. \end{aligned} \quad (\text{A23})$$

The other direction can be done by reversing the order of the proof, i.e., starting from $\text{dist}_{\mathbb{S}^2}(\mathbf{n}_i^a, \mathbf{n}_j^a)$ and invoking the triangle inequality. \blacksquare

In the following, we rewrite (A11) in a more convenient form that does not involve trigonometric functions and is faster to compute. Recalling from basic trigonometry that for two variables $-1 \leq c_a, c_b \leq +1$ it holds [1, Eq. 4.4.33]:

$$\arccos(c_b) - \arccos(c_a) = \arccos(c_a c_b + \sqrt{(1-c_a^2)(1-c_b^2)})$$

Using this relation in (A11) and denoting $c_a \doteq (\mathbf{n}_i^a)^\top \mathbf{n}_j^a$ and $c_b \doteq (\mathbf{n}_i^b)^\top \mathbf{n}_j^b$:

$$\begin{aligned} -2\beta &\leq \arccos(c_b) - \arccos(c_a) \leq 2\beta \iff \\ -2\beta &\leq \arccos\left(c_a c_b + \sqrt{(1-c_a^2)(1-c_b^2)}\right) \leq 2\beta \iff \\ &(\text{since } \arccos \text{ conventionally returns an angle in } [0, \pi]) \\ \arccos\left(c_a c_b + \sqrt{(1-c_a^2)(1-c_b^2)}\right) &\leq 2\beta \iff \\ &(\text{applying the decreasing function } \cos \text{ to both sides}) \\ c_a c_b + \sqrt{(1-c_a^2)(1-c_b^2)} &\geq \cos(2\beta) \iff \\ \sqrt{(1-c_a^2)(1-c_b^2)} &\geq \cos(2\beta) - c_a c_b \iff \\ &(\text{squaring both sides}) \end{aligned}$$

$$\begin{aligned} (1-c_a^2)(1-c_b^2) &\geq \cos(2\beta)^2 + c_a^2 c_b^2 - 2\cos(2\beta)c_a c_b \iff \\ 1 + c_a^2 c_b^2 - c_a^2 - c_b^2 &\geq \cos(2\beta)^2 + c_a^2 c_b^2 - 2\cos(2\beta)c_a c_b \iff \\ 2\cos(2\beta)c_a c_b + 1 - c_a^2 - c_b^2 &\geq \cos(2\beta)^2 \end{aligned}$$

which is much faster to evaluate since it avoids computing a trigonometric function for each evaluation ($\cos(2\beta)$ has to be computed just once). In our original notation:

$$\begin{aligned} &2\cos(2\beta)(\mathbf{n}_i^a)^\top \mathbf{n}_j^a (\mathbf{n}_i^b)^\top \mathbf{n}_j^b + \\ &+ 1 - ((\mathbf{n}_i^a)^\top \mathbf{n}_j^a)^2 - ((\mathbf{n}_i^b)^\top \mathbf{n}_j^b)^2 \geq \cos(2\beta)^2. \end{aligned} \quad (\text{A24})$$

C. Compatibility test for 2D-3D camera pose estimation

First, using the 3D points $\mathbf{p}_i, i = 1, 2, 3, 4$, we compute the cross ratio τ according to eq. (10) as:

$$\tau = \frac{\|(\mathbf{p}_1)^\vee - (\mathbf{p}_2)^\vee\| \|(\mathbf{p}_3)^\vee - (\mathbf{p}_4)^\vee\|}{\|(\mathbf{p}_1)^\vee - (\mathbf{p}_3)^\vee\| \|(\mathbf{p}_2)^\vee - (\mathbf{p}_4)^\vee\|}. \quad (\text{A25})$$

Next, according to the invariance of the cross ratio, we have:

$$\tau = \frac{\|\mathbf{y}_1 - \delta_1 - \mathbf{y}_2 + \delta_2\| \|\mathbf{y}_3 - \delta_3 - \mathbf{y}_4 + \delta_4\|}{\|\mathbf{y}_1 - \delta_1 - \mathbf{y}_3 + \delta_3\| \|\mathbf{y}_2 - \delta_2 - \mathbf{y}_4 + \delta_4\|}, \quad (\text{A26})$$

from which we try to lower and upper bound the right-hand side to get inequalities that serve to test the compatibility of 2D-3D correspondences. To do so, we use the triangle inequality to write:

$$\|\mathbf{y}_{12}\| - 2\beta \leq \|\mathbf{y}_1 - \boldsymbol{\delta}_1 - \mathbf{y}_2 + \boldsymbol{\delta}_2\| \leq \|\mathbf{y}_{12}\| + 2\beta, \quad (\text{A27})$$

$$\|\mathbf{y}_{34}\| - 2\beta \leq \|\mathbf{y}_3 - \boldsymbol{\delta}_3 - \mathbf{y}_4 + \boldsymbol{\delta}_4\| \leq \|\mathbf{y}_{34}\| + 2\beta, \quad (\text{A28})$$

$$\|\mathbf{y}_{13}\| - 2\beta \leq \|\mathbf{y}_1 - \boldsymbol{\delta}_1 - \mathbf{y}_3 + \boldsymbol{\delta}_3\| \leq \|\mathbf{y}_{13}\| + 2\beta, \quad (\text{A29})$$

$$\|\mathbf{y}_{24}\| - 2\beta \leq \|\mathbf{y}_2 - \boldsymbol{\delta}_2 - \mathbf{y}_4 + \boldsymbol{\delta}_4\| \leq \|\mathbf{y}_{24}\| + 2\beta, \quad (\text{A30})$$

where $\|\mathbf{y}_{ij}\| \doteq \|\mathbf{y}_i - \mathbf{y}_j\|$ denotes the distance between \mathbf{y}_i and \mathbf{y}_j . From the inequalities above, we obtain:

$$\begin{aligned} \frac{(\|\mathbf{y}_{12}\| - 2\beta)(\|\mathbf{y}_{34}\| - 2\beta)}{(\|\mathbf{y}_{13}\| + 2\beta)(\|\mathbf{y}_{24}\| + 2\beta)} &< \tau \\ &< \frac{(\|\mathbf{y}_{12}\| + 2\beta)(\|\mathbf{y}_{34}\| + 2\beta)}{(\|\mathbf{y}_{13}\| - 2\beta)(\|\mathbf{y}_{24}\| - 2\beta)}, \end{aligned} \quad (\text{A31})$$

which is the compatibility test for cross ratio. Note that strict inequalities hold in eq. (A31) because the maximum (resp. minimum) of the numerator and the minimum (resp. maximum) of the denominator of the right-hand side in eq. (A26) cannot be simultaneously attained.

APPENDIX IV

PROOFS OF COMPATIBILITY GRAPH INLIER STRUCTURES

A. Inliers and Maximum Clique: Proof of Theorem 10

Proof: Our compatibility tests are designed to pass as long as the subset under test includes all inliers. Therefore, the inliers will form a complete subgraph (clique) of \mathcal{G} and will certainly be part of a *maximal clique* of size at least n . ■

APPENDIX V

GNC FOR POINT-WITH-NORMAL REGISTRATION

According to [58], in order to use GNC for robust point-with-normal registration, we need to design a *non-minimal solver* that can solve the point-with-normal registration without outliers. Fortunately, as we will show below, the point-with-normal registration problem admits a closed-form solution if assuming all correspondences are inliers.

A. Outlier-free Closed-form Solution

Our result holds true for all d -dimensional ($d \geq 2$) point-with-normal registration, with $d = 3$ being a special example.

Theorem A1 (Point-with-Normal Registration): Let $\mathcal{A} = \{(\mathbf{a}_i, \mathbf{m}_i)\}_{i=1}^N$ and $\mathcal{B} = \{(\mathbf{b}_i, \mathbf{n}_i)\}_{i=1}^N$ be two point clouds with estimated unit normals, where $\mathbf{a}_i, \mathbf{b}_i \in \mathbb{R}^d$ are the points in d -dimensional Euclidean space and $\mathbf{m}_i, \mathbf{n}_i \in \mathbb{S}^{d-1}$ are the unit normals. Consider finding the best rigid transformation to align \mathcal{A} and \mathcal{B} by solving the following optimization problem:

$$\min_{\mathbf{R} \in \text{SO}(d), \mathbf{t} \in \mathbb{R}^d} \sum_{i=1}^N \frac{1}{\alpha_i^2} \|\mathbf{b}_i - \mathbf{R}\mathbf{a}_i - \mathbf{t}\|^2 + \frac{\rho_i}{\beta_i^2} \|\mathbf{n}_i - \mathbf{R}\mathbf{m}_i\|^2 \quad (\text{A32})$$

where $\alpha_i > 0$ and $\beta_i > 0$ are normalizing constants that are proportional to the magnitude of the noise, and ρ_i determines the relative weight between point-to-point

distance and normal-to-normal distance, then the globally optimal solution $(\mathbf{R}^*, \mathbf{t}^*)$ can be computed as:

$$\begin{cases} \mathbf{R}^* = \mathbf{U} \text{diag}([1, \dots, 1, \det(\mathbf{U}) \det(\mathbf{V})]) \mathbf{V}^\top \\ \mathbf{t}^* = \bar{\mathbf{b}} - \mathbf{R}^* \bar{\mathbf{a}} \end{cases}, \quad (\text{A33})$$

where $\bar{\mathbf{a}}$ and $\bar{\mathbf{b}}$ are the weighted center of \mathcal{A} and \mathcal{B} :

$$\bar{\mathbf{a}} \doteq \frac{\sum_{i=1}^N \eta_i \mathbf{a}_i}{\sum_{i=1}^N \eta_i}, \quad \bar{\mathbf{b}} \doteq \frac{\sum_{i=1}^N \eta_i \mathbf{b}_i}{\sum_{i=1}^N \eta_i}, \quad (\text{A34})$$

and $\mathbf{U}, \mathbf{V} \in \text{O}(d)$ come from the following singular value decomposition:

$$\mathbf{M} = \sum_{i=1}^N \eta_i \tilde{\mathbf{b}}_i \tilde{\mathbf{a}}_i^\top + \sum_{i=1}^N \kappa_i \mathbf{n}_i \mathbf{m}_i^\top = \mathbf{U} \mathbf{S} \mathbf{V}^\top, \quad (\text{A35})$$

assuming that the singular values in \mathbf{S} are ordered in descending order. Note that in eq. (A34) and (A35), we use the following notations:

$$\eta_i \doteq \frac{1}{\alpha_i^2}, \quad \kappa_i \doteq \frac{\rho_i}{\beta_i^2}, \quad \tilde{\mathbf{a}}_i \doteq \mathbf{a}_i - \bar{\mathbf{a}}, \quad \tilde{\mathbf{b}}_i \doteq \mathbf{b}_i - \bar{\mathbf{b}}, \quad (\text{A36})$$

for any $i = 1, \dots, N$.

Proof: We start by taking the derivate of the objective function of (A32), denoted as $f(\mathbf{R}, \mathbf{t})$, w.r.t. \mathbf{t} , and set it to zero:

$$\frac{\partial f}{\partial \mathbf{t}} = 2 \sum_{i=1}^N \eta_i (\mathbf{t} + \mathbf{R}\mathbf{a}_i - \mathbf{b}_i) = \mathbf{0}, \quad (\text{A37})$$

which gives the closed-form solution of \mathbf{t}^* in terms of \mathbf{R}^* :

$$\mathbf{t}^* = \bar{\mathbf{b}} - \mathbf{R}^* \bar{\mathbf{a}}. \quad (\text{A38})$$

Now we insert eq. (A38) back to problem (A32) and obtain a problem that only seeks to find the best rotation:

$$\min_{\mathbf{R} \in \text{SO}(d)} \sum_{i=1}^N \eta_i \|\tilde{\mathbf{b}}_i - \mathbf{R}\tilde{\mathbf{a}}_i\|^2 + \kappa_i \|\mathbf{n}_i - \mathbf{R}\mathbf{m}_i\|^2, \quad (\text{A39})$$

Problem (A39) is in the form of a Wahba problem, and hence admits a closed form solution from the singular value decomposition (A35) (see [41] for details). ■

B. Robust Registration

In the presence of outliers, we will modify the cost function in (A32) to be the truncated least squares (TLS) cost function to gain robustness. To do so, denote:

$$r_i^2(\mathbf{R}, \mathbf{t}) = \frac{1}{\alpha_i^2} \|\mathbf{b}_i - \mathbf{R}\mathbf{a}_i - \mathbf{t}\|^2 + \frac{\rho_i}{\beta_i^2} \|\mathbf{n}_i - \mathbf{R}\mathbf{m}_i\|^2 \quad (\text{A40})$$

then robust estimation seeks to solve the following TLS estimation problem in the presence of outliers:

$$\mathbf{R}^*, \mathbf{t}^* = \arg \min_{\mathbf{R} \in \text{SO}(d), \mathbf{t} \in \mathbb{R}^d} \sum_{i=1}^N \min \left\{ \frac{r_i^2(\mathbf{R}, \mathbf{t})}{\zeta_i^2}, \bar{c}^2 \right\}, \quad (\text{A41})$$

where $\zeta_i > 0$ is the maximum allowed residual for $r_i(\mathbf{R}, \mathbf{t})$ to be considered as an inlier, \bar{c} (default $\bar{c} = 1$) is a tuning constant (see [63], [58], [62] for details).

To solve problem (A41), we use the GNC meta-heuristics proposed in [58], which requires a non-minimal solver to solve the following weighted least squares problem:

$$\min_{\mathbf{R} \in \text{SO}(d), \mathbf{t} \in \mathbb{R}^d} \sum_{i=1}^N \frac{w_i}{\zeta_i^2} r_i^2(\mathbf{R}, \mathbf{t}), \quad (\text{A42})$$

which is equivalent to:

$$\min_{\substack{\mathbf{R} \in \text{SO}(d), \\ \mathbf{t} \in \mathbb{R}^d}} \sum_{i=1}^N \eta'_i \|\mathbf{b}_i - \mathbf{R}\mathbf{a}_i - \mathbf{t}\|^2 + \kappa'_i \|\mathbf{n}_i - \mathbf{R}\mathbf{m}_i\|^2, \quad (\text{A43})$$

by letting $\eta'_i = \frac{w_i}{\alpha_i^2 \zeta_i^2}$ and $\kappa'_i = \frac{w_i \rho_i}{\beta_i^2 \zeta_i^2}$. Hence, the closed-form solution in Theorem A1 applies. The GNC heuristics then alternates between solving the weighted least squares problem (A42) and updating the weights until convergence. We refer the interested reader to [58] for implementation details.

APPENDIX VI EXTRA EXPERIMENTAL RESULTS

A. Single Rotation Averaging

Fig. A1(a) shows the performance of the five algorithms in Section VI-A under the full set of outlier rates from 0% to 99% (under 100 Monte Carlo runs). We see that ROBIN*+GNC and ROBIN+GNC consistently returns accurate estimates up to 98% outlier rate, while the other three algorithms start failing at 90% outliers. In addition, Fig. A1(b)-(c) boxplot the percentage of inliers preserved, the percentage of outliers rejected, and the inlier rate within the maximum clique (ROBIN*), and within the maximum k -core (ROBIN), respectively. We see that both maximum clique and maximum k -core preserves almost all of the inliers and rejects almost all of the outliers (typically over 90%), hence, finding a much refined set of measurements that has a high inlier rate (typically above 60% when the outlier rate is up to 98%). As a result, GNC is able to return an accurate estimate.

B. Registration With Correspondences

Simulated Benchmarks Fig. A2(a) shows an example registration problem used for our tests with the Bunny model. Fig. A2(b) and (c) show the rotation and translation estimation errors of the methods tested under outlier rates from 0% to 90%. Fig. A2(e) and (f) show the rotation and translation estimation errors of the methods tested under outlier rates from 95% to 99%. Note that for the tests between 0% and 90% outlier rates, 100 correspondences are used. For the tests between 95% and 99% outlier rates, 1000 correspondences are used. Note that TEASER++ is equivalent to ROBIN* with a decoupled rotation and translation solver. ROBIN and ROBIN* enabled methods dominate all other methods. Noticeably, with ROBIN*, Horn's method is robust up until 98% outlier rates.

In addition, Fig. A2(d) and (g) shows the timing data of different algorithms we tested. All ROBIN and ROBIN* enabled methods complete execution at the order of tens of milliseconds, achieving real-time performance. Noticeably, from 95% to 99% outlier rates, TEASER(ROBIN)++ has an

average runtime of about 4 milliseconds, which is about 3 times faster than TEASER++.

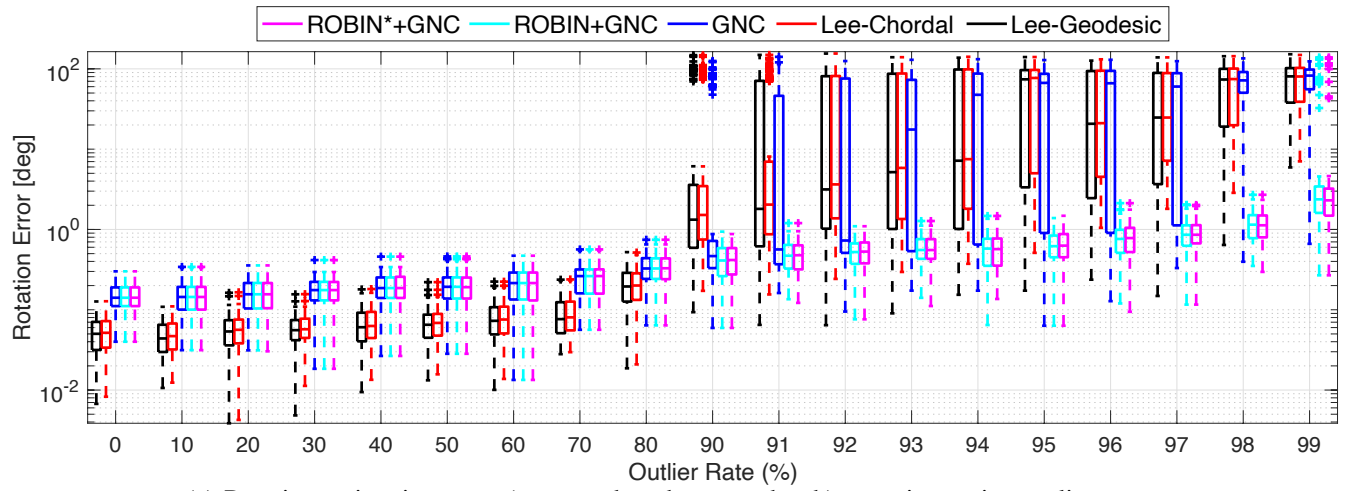
3DMatch Dataset Fig. A3 show some of the successful as well as failed cases from our tests on the 3DMatch dataset using ROBIN*+GNC.

C. Registration Without Correspondences

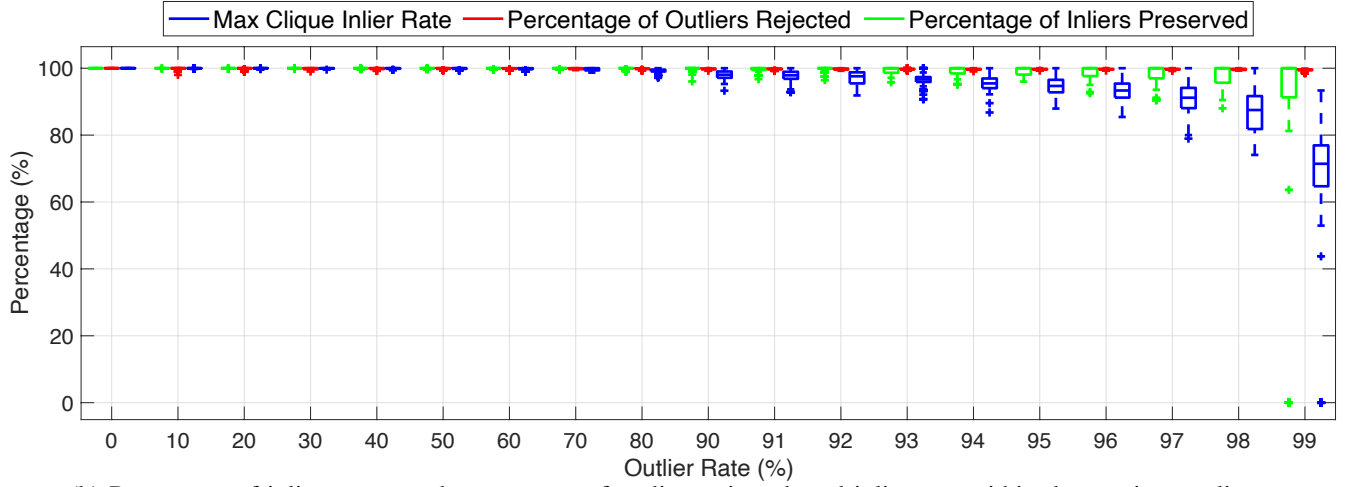
Fig. A4(a) shows the TeddyBear model used in our tests for registration problems without correspondences. Fig. A4(b) and (c) shows the rotation and translation estimation errors of the methods tested under different overlap rates. Fig. A4(d) shows the timing spent by ROBIN and ROBIN* on finding maximum k -core and maximum cliques respectively under different overlap rates.

D. 2D-3D Pose Estimation

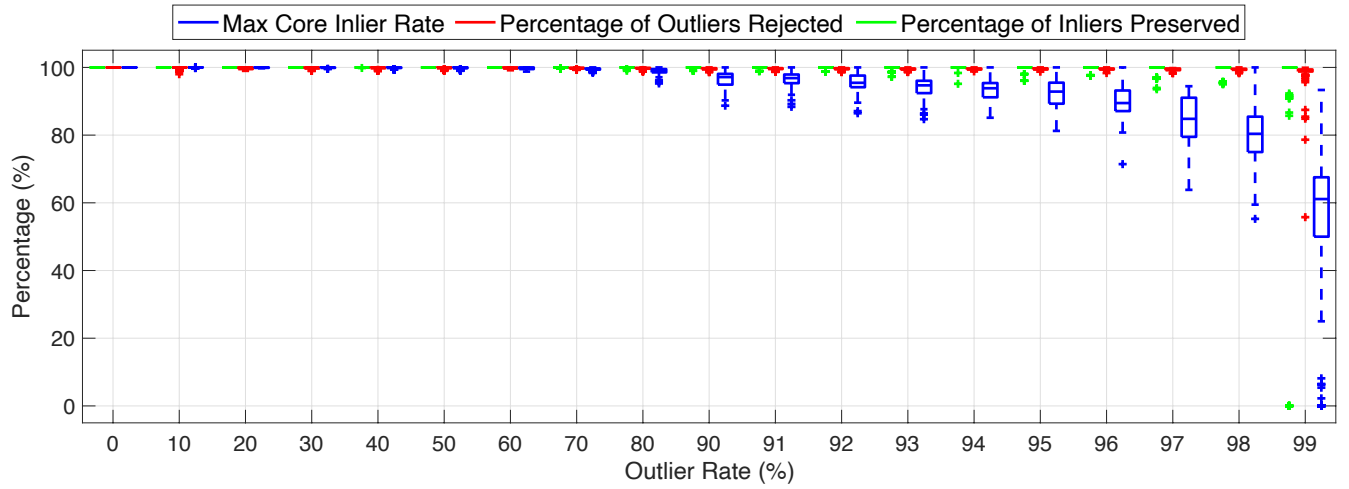
We evaluate ROBIN on a simulated 2D-3D outlier rejection problem. We use the cross ratio as a 4-measurement invariant, and use (A31) for the compatibility test. We assume a pinhole camera projection model, with a image size of 640×480 . We randomly sample two points on the image plane, and project them to 3D points in the camera coordinate frame with random depths. We then generate a random extrinsic transformation to transform the 3D points to the world frame. Using the two 3D points in the world frame, we randomly generate 100 points in the segment connecting the two points. We then project the 3D points back to image plane to have 2D-3D correspondences. Bounded random noises (as shown in (10)) $\epsilon_i \sim \mathcal{N}(\mathbf{0}, \sigma^2 \mathbf{I})$, $\sigma = 0.1$ are introduced to the 2D points. ϵ_i are sampled until the resulting vector satisfies $\|\epsilon_i\| \leq \beta_i$ where $\beta_i = 0.25$. Outliers are introduced to the 2D points by randomly sampling points on the image plane. We conduct 40 Monte Carlo runs with the randomly generated 2D-3D correspondences, and record two statistics: (i) the percentage of outliers rejected, (ii) the percentage of inliers among all inliers in the graph structures identified by ROBIN and ROBIN*.



(a) Rotation estimation error (compared to the groundtruth) w.r.t. increasing outlier rates.

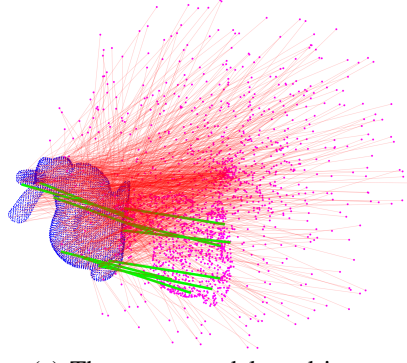


(b) Percentage of inliers preserved, percentage of outliers rejected, and inlier rate within the maximum clique.

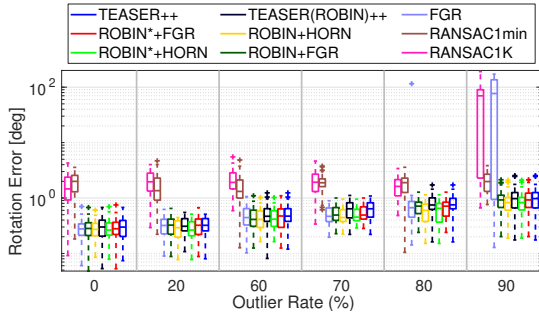


(c) Percentage of inliers preserved, percentage of outliers rejected, and inlier rate within the maximum k -core.

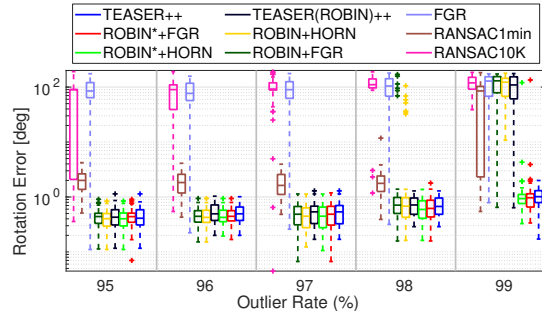
Fig. A1. Performance of ROBIN*+GNC and ROBIN+GNC compared to three other algorithms on single rotation averaging under increasing outlier rates.



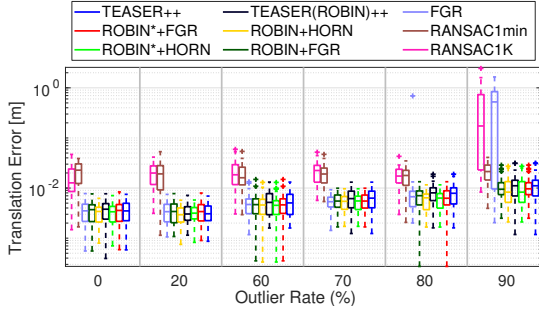
(a) The Bunny model used in our tests. The green and red lines indicate inlier and outlier correspondences respectively.



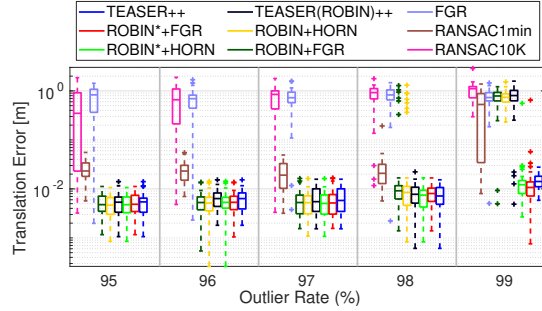
(b) Rotation estimation error (compared to the groundtruth) w.r.t. increasing outlier rates from 0% to 90%.



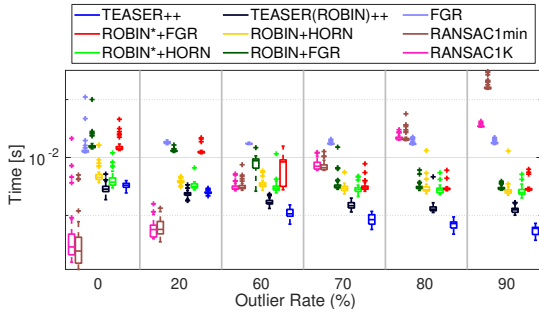
(e) Rotation estimation error (compared to the groundtruth) w.r.t. increasing outlier rates from 95% to 99%.



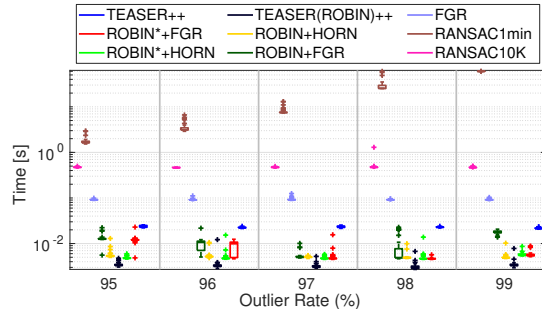
(c) Translation estimation error (compared to the groundtruth) w.r.t. increasing outlier rate from 0% to 90%.



(f) Translation estimation error (compared to the groundtruth) w.r.t. increasing outlier rate from 95% to 99%.



(d) Runtime of the algorithms tested w.r.t. increasing outlier rates from 0% to 90%.



(g) Runtime of the algorithms tested w.r.t. increasing outlier rates from 95% to 99%.

Fig. A2. Performance of algorithms with ROBIN* and ROBIN filtering compared to other algorithms on point cloud registration with correspondences under increasing outlier rates. Note that ROBIN, ROBIN*, TEASER++ and TEASER(ROBIN)++ are implemented in C++. Horn's method, FGR and RANSAC are implemented in MATLAB.

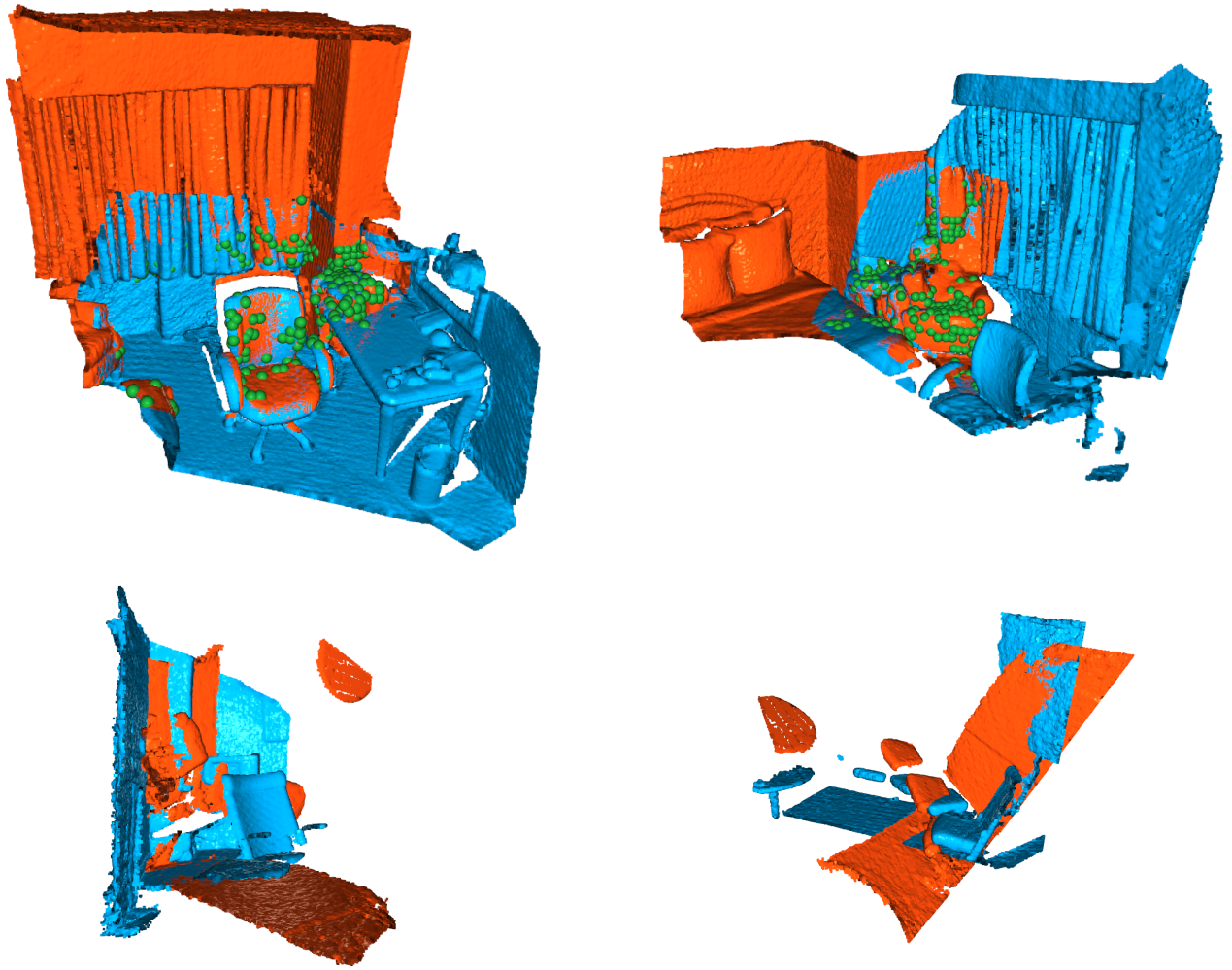

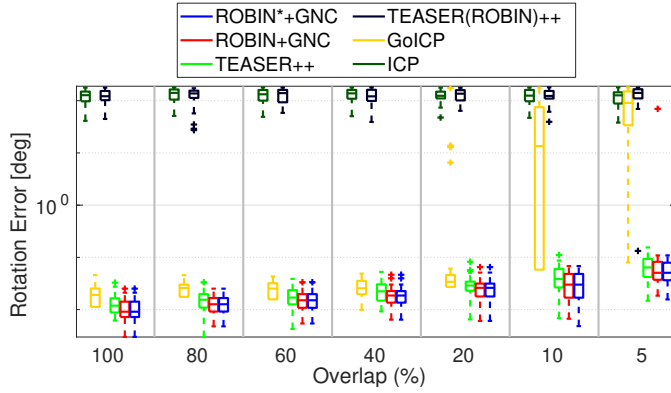


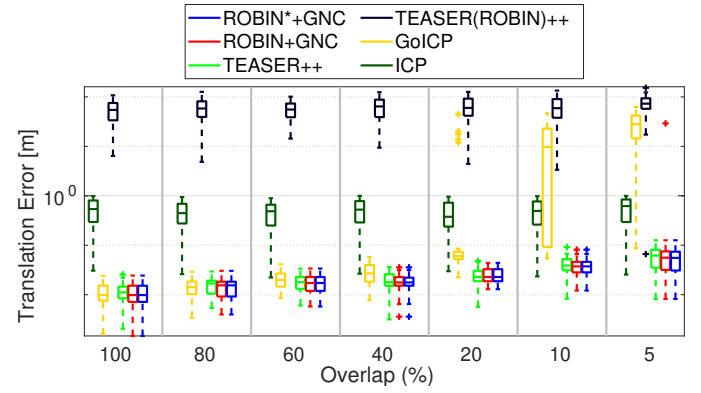
Fig. A3. Sample registrations from our tests on the 3DMatch dataset using ROBIN*+GNC. The top row shows two successes, with the green spheres indicate inliers identified by ROBIN*. The bottom row shows two failures.



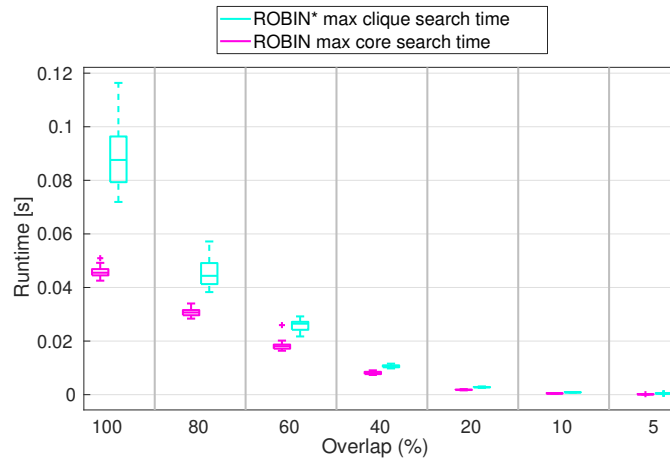
(a) The TeddyBear model used in our registration without correspondences tests. The blue lines indicate normals.



(b) Rotation estimation error (compared to the groundtruth) w.r.t. decreasing overlap ratios.

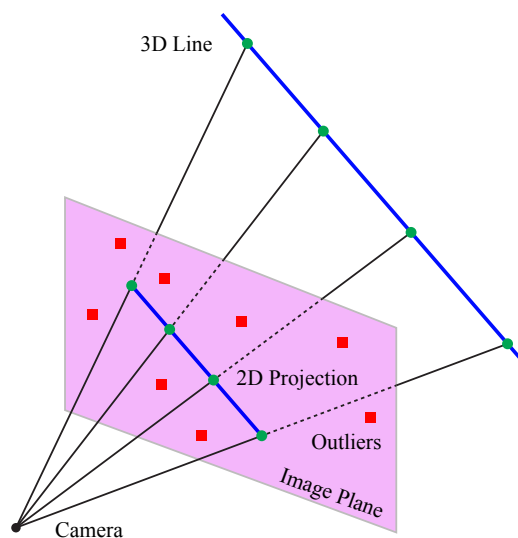


(c) Translation estimation error (compared to the groundtruth) w.r.t. decreasing overlap ratios.

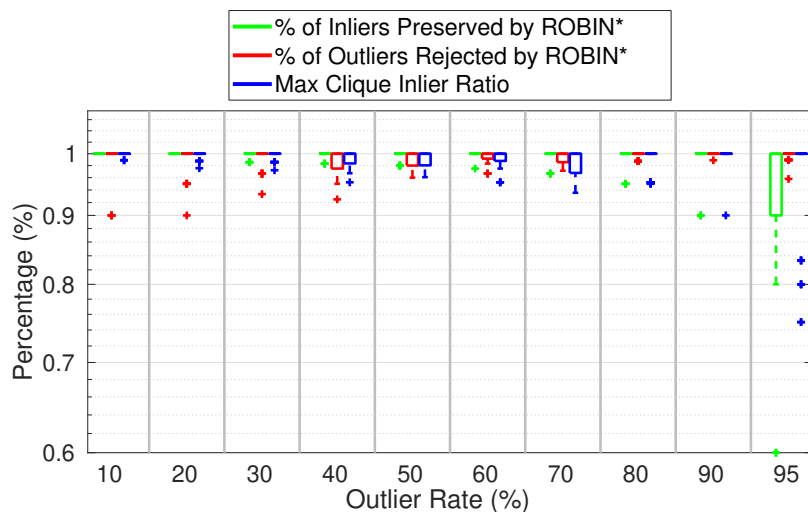


(d) Runtime of the algorithms tested w.r.t. decreasing overlap ratios.

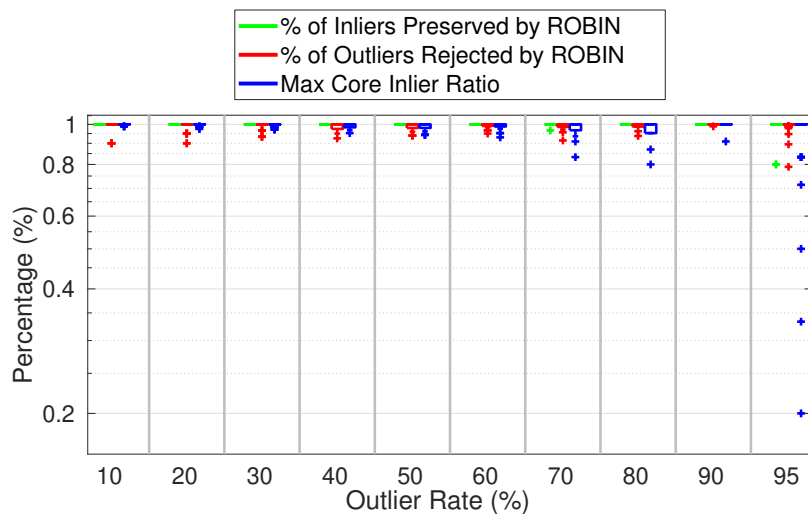
Fig. A4. Performance comparison of ROBIN*+GNC, ROBIN+GNC, TEASER++, TEASER(ROBIN)++, ICP and GoICP for registration without correspondences.



(a) Illustration showing our testing setup for 2D-3D correspondence outlier rejection.



(b) Percentage of inliers preserved, percentage of outliers rejected, and inlier rate within the maximum clique.



(c) Percentage of inliers preserved, percentage of outliers rejected, and inlier rate within the maximum k -core.

Fig. A5. Performance of ROBIN and ROBIN* on the 2D-3D correspondence rejection problem.