

ON CORRELATION OF HYPERBOLIC VOLUMES OF FULLERENES WITH THEIR PROPERTIES

A. EGOROV, A. VESNIN

ABSTRACT. We observe that fullerene graphs are one-skeletons of polyhedra, which can be realized with all dihedral angles equal to $\pi/2$ in a hyperbolic 3-dimensional space. One of the most important invariants of such a polyhedron is its volume. We are referring this volume as a hyperbolic volume of a fullerene. It is known that some topological indices of graphs of chemical compounds serve as strong descriptors and correlate with chemical properties. We demonstrate that hyperbolic volume of fullerenes correlates with few important topological indices and so, hyperbolic volume can serve as a chemical descriptor too. The correlation between hyperbolic volume of fullerene and its Wiener index suggested few conjectures on volumes of hyperbolic polyhedra. These conjectures are confirmed for the initial list of fullerenes.

1. INTRODUCTION

Mathematical methods became a very strong research tool in biology and chemistry in the last decades. We refer to [1] for a modern survey on geometric, topological, and graph theoretical methods for the modeling and analysis of biomolecular data and to [2] for the classification of common chemical descriptors for QSAR/QSPR analysis used for machine learning in chemical informatics and drug discovery. In this paper, we will consider 2D-Chemical Descriptors based on Structural topology, such as the Wiener index. We will discuss the properties of fullerenes. Fullerenes are one of the most famous classes of chemical structures investigated by geometric and topological methods in recent years, see, for example, [3, 4].

We denote by C_N a fullerene with N carbon atoms. It is known that C_N has many isomers. We will be interested in ordering of fullerenes as well as in ordering of fullerenes with a fixed number of carbons. One of the approaches for ordering is based on graph-theoretical properties of fullerenes. Namely, some topological indices can be used, say the Wiener index, the pentagon signature, etc. Another approach, which we present in this paper, is based on non-Euclidean geometry invariants. We will show that any fullerene can be realized in a hyperbolic 3-dimensional space as a polyhedron with all dihedral angles equals $\pi/2$, see [5] for more information about hyperbolic geometry. It is known that such

2010 *Mathematics Subject Classification.* 92E10, 51M10, 52B10.

Key words and phrases. fullerene, hyperbolic geometry, volume, graph, Wiener index.

The work was supported in part by the Theoretical Physics and Mathematics Advancement Foundation “BASIS”.

a realization is unique up to isometry. Therefore, hyperbolic volumes of fullerenes can be taken as a good parameter for the ordering of them.

The paper is organized as follows. We begin in Section 2 by reminding some basic properties of fullerenes and mathematical properties of fullerene graphs. In Section 3 we discuss a hyperbolic three-dimensional space and some facts about existence and volumes of polyhedra in hyperbolic space. We present fullerenes as bounded right-angled (with all dihedral and planar angles equal $\pi/2$) hyperbolic polyhedra and demonstrate new upper bounds for the volume of hyperbolic fullerenes, see Theorems 3.4 and 3.5. In Section 4 we discuss some topological indices of fullerene graphs, as Wiener index, pentagon adjacency index and others. In Section 5 we obtain the correlation of hyperbolic volume with topological indices and, so, with chemical properties of fullerenes, see tables therein. It demonstrates that hyperbolic volume can serve as a fullerene stability descriptor. In the last Section 6 we formulate few conjectures on volumes of hyperbolic polyhedra of fullerene shapes. These conjectures are based on the correlation between hyperbolic volumes and the Wiener index and are confirmed for the initial list of fullerenes.

2. FULLERENES

Fullerene is a spherically shaped molecule built entirely from carbon atoms. The carbon atoms form rings, each of which is either a pentagon or a hexagon. Each atom has bonded with exactly three other atoms. The first fullerene, known as a "Buckminsterfullerene", was discovered in 1985, see [6].

Molecular graphs of fullerenes are called *fullerene graphs*. Fullerene graphs are cubic, 3-connected, planar graphs with only pentagonal and hexagonal faces. The survey on fullerene graphs is presented in [7]. It is well-known that a graph G can be realized by the vertices and edges of a convex polyhedron P in Euclidean space \mathbb{E}^3 if and only if G is a 3-connected planar graph. Denote by f_n the number of n -gonal faces in P . H. S. M Coxeter asked whether for every $n \neq 1$ there exist polyhedra P_n with $f_5 = 12$, $f_6 = n$, and $f_k = 0$ for $k \neq 5, 6$. The affirmative answer was done in [8]. Therefore, fullerene graphs exist for $N = 20$ and all even $N \geq 24$. A computer program *Buckygen* [9, 10] is very useful software for generating of fullerene graphs. Denote by C_N a fullerene graph with N vertices. All fullerenes C_N with $N \leq 400$ have been generated [11, 9]. Planar codes of fullerene graphs up to 130 vertices are posted in [12]. The number of fullerene isomers grows very fast [13]. For example, there exist only one fullerene isomer for $N = 20$ which is dodecahedron, same for $N = 24$ and $N = 26$. But for $N = 60$ there are 1812 fullerene isomers [9].

It follows from the Euler's Polyhedron Formula that any fullerene graph has exactly 12 pentagonal faces. The total number f of faces in a fullerene graph with N vertices is equal to $N/2 + 2$. Therefore, the number of hexagonal faces is exactly $N/2 - 10$. Fullerenes in which no two pentagons are adjacent are called *IPR* (the Isolated Pentagon Rule) fullerenes. Fullerenes of this class are deemed to be stable, see [14]. Buckminsterfullerene has 60 carbon atoms and it is the smallest fullerene in which all pentagons are isolated. Next examples of IPR fullerenes appears only when the number of atoms reaches 70. Graphs of IPR fullerenes can be generated by computer program *Buckygen*, and the number of

all non-isomorphic fullerenes and IPR fullerenes can be found in [9, 10]. A topology of fullerenes was discussed in [15].

3. FULLERENES AS HYPERBOLIC POLYHEDRA

We observe that fullerenes can be considered from the view of Hyperbolic geometry as bounded right-angled hyperbolic polyhedra.

Three-dimensional hyperbolic space is the three-dimensional connected and simply connected Riemannian manifold with constant sectional curvature equals to -1 [5, 16]. Hyperbolic space has few specific models with their own advantages and disadvantages. The conformal ball model \mathbb{B}^3 of hyperbolic space is given by the unit ball

$$\mathbb{B}^3 = \{x = (x_1, x_2, x_3) \in \mathbb{R}^3 \mid \|x\| < 1\}$$

under the metric

$$ds^2 = 4 \frac{dx_1^2 + dx_2^2 + dx_3^2}{(1 - \|x\|^2)^2}.$$

Geodesics in \mathbb{B}^3 are either line segments through the origin or arcs of circles orthogonal to $\partial\mathbb{B}^3$. The totally geodesic subspaces of \mathbb{B}^3 are the intersections with \mathbb{B}^3 of generalized spheres (spheres or hyperplanes) orthogonal to $\partial\mathbb{B}^3$. The upper half-space model \mathbb{U}^3 of hyperbolic 3-space can be defined as the set

$$\mathbb{U}^3 = \{(x + iy, t) \in \mathbb{C} \times \mathbb{R} \mid t > 0\}$$

under the metric

$$ds^2 = \frac{dx^2 + dy^2 + dt^2}{t^2}.$$

Geodesics in \mathbb{U}^3 are vertical lines and semicircles which are orthogonal to the boundary $\partial\mathbb{U}^3 = \mathbb{C} \cup \{\infty\}$. Totally geodesic planes are vertical planes and hemispheres centered on \mathbb{C} .

Let $\{H_i, i = 0, \dots, n\}$ be a finite collection of hyperbolic closed half-spaces. A *hyperbolic polyhedron* is an intersection $P = \bigcap_{i=0}^n H_i$ having non-empty interior. A hyperbolic polyhedron is said to be *bounded* if all its vertices belong to the interior of a hyperbolic space.

A graph is said to be *cyclically k -connected* if at least k edges have to be removed to split it into two connected components both having a cycle. A polyhedron is called *acute-angled* if all its dihedral angles are at most $\pi/2$. The following type of rigidity holds in a hyperbolic space.

Theorem 3.1. [17] *A bounded acute-angled polyhedron in an n -dimensional hyperbolic space, $n \geq 3$, is uniquely (up to isometry) determined by its combinatorial type and dihedral angles.*

Therefore, one can fix a 1-skeleton of a polyhedron and check how its geometry changes under variation of dihedral angles. We are interested in another situation, namely, let us fix all dihedral angles to be equal to $\pi/2$. Then geometry of a polyhedron, say its volume, will be uniquely determined by its combinatorics, i.e. by its 1-skeleton that is a graph.

Below we will use this idea for fullerene graphs. Assuming that fullerene is realized in a hyperbolic 3-space with all dihedral angles $\pi/2$, we will correspond to a fullerene the *hyperbolic volume* which already depends on fullerene combinatorics only.

The necessary and sufficient conditions for a polyhedral graph to be realized as a bounded right-angled (with all dihedral angles equal $\pi/2$) polyhedron were obtained by A.V. Pogorelov [18] in 1967 and E.M. Andreev [17] in 1970. These conditions can be formulated in the following form.

Theorem 3.2. [18, 17] *A polyhedral graph is 1-skeleton of a bounded right-angled hyperbolic polyhedron if and only if the graph is 3-regular and cyclically 5-connected.*

The class of bounded right-angled hyperbolic polyhedra has many nice properties and can be used to construct hyperbolic 3-manifolds by four-colorings of faces [19].

In [20] T. Došlić observed that every fullerene graph is cyclically 5-connected. So the following corollary holds.

Corollary 3.1. *Any fullerene graph can be realized as a bounded right-angled polyhedron in three-dimensional hyperbolic space.*

In Fig. 1 there are presented two isomers of C_{48} seen as right-angled hyperbolic polyhedra. They are drawn in the conformal ball model \mathbb{B}^3 using the computer scripts *Hyperhedron* [21] and the computer program *Geomview* [22]. Usually, volumes of hyperbolic

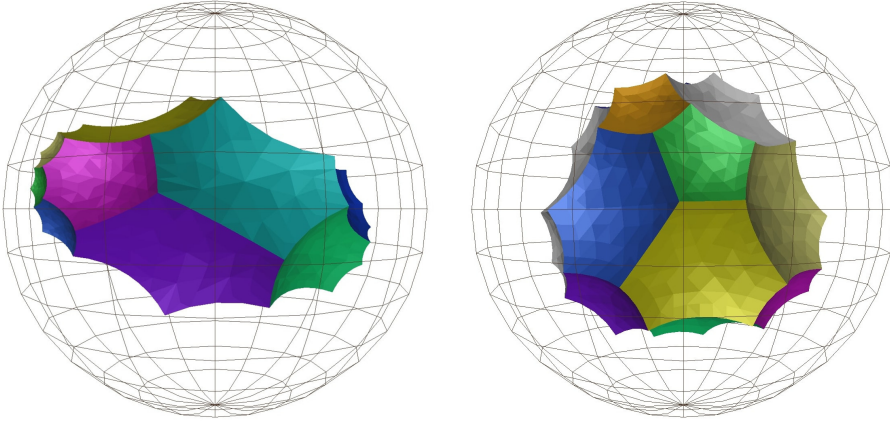


FIGURE 1. Two isomers of C_{48} as right-angled polyhedra in hyperbolic space.

polyhedra are computed in terms of function

$$\Lambda(\theta) = - \int_0^\theta \log |2 \sin(t)| dt,$$

which was introduced by J. Milnor in the survey paper [16] and called the *Lobachevsky function*. Here and below we will give approximate values of volumes, usually up to six

decimal places. The fullerene, presented on the left-hand side in Fig. 1, has hyperbolic volume 17.034558 that is minimal among all C_{48} fullerenes, and the fullerene, presented on the right-hand side in Fig. 1, has hyperbolic volume 18.617604 that is maximal.

In some cases, not only approximate values of volumes but also, explicit formula of volumes can be found. Let us consider the fullerene C_{20} having the smallest number of vertices, which is a dodecahedron presented in Fig. 2 as a right-angled hyperbolic polyhedron. The hyperbolic volume of fullerene C_{20} can be represented as follows [23]:

$$\text{vol}(C_{20}) = \frac{5}{2}(2\Lambda(\theta) + \Lambda(\theta + \frac{\pi}{5}) + \Lambda(\theta + \frac{\pi}{5}) + \Lambda(\frac{\pi}{2} - 2\theta)),$$

where $\theta = \frac{\pi}{2} - \arccos(\frac{1}{2}\cos(\frac{\pi}{5}))$. This polyhedron is also called *right-angled hyperbolic dodecahedron*. Numerically its volume is equal to 4,306208 and this the smallest among volumes of all bounded right-angled hyperbolic polyhedra, as well as among all fullerenes realized as right-angled hyperbolic polyhedra.




FIGURE 2. Fullerene C_{20} as a right-angled hyperbolic dodecahedron.

Since geometry of right-angled hyperbolic polyhedron is determined by its combinatorial structure, it is natural to ask how its volume depends on some combinatorial parameters. Bilateral bounds for volumes in terms of the number of vertices were obtained by C. Atkinson in [24].

Theorem 3.3. [24] *Let P be a bounded right-angled hyperbolic polyhedron with N vertices, then*

$$(N - 2) \cdot \frac{v_8}{32} \leq \text{vol}(P) \leq (N - 10) \cdot \frac{5v_3}{8},$$

where v_3 and v_8 are the following constants:

$$v_3 = 3\Lambda\left(\frac{\pi}{3}\right) = 1.014941 \quad \text{and} \quad v_8 = 8\Lambda\left(\frac{\pi}{4}\right) = 3.663862.$$

An upper volume bound in Theorem 3.3 can be improved as in following statements. For the proofs we use ideas analogous to [25].

Theorem 3.4. *Let P be a bounded right-angled hyperbolic polyhedron with N vertices. Let F_1 and F_2 be two faces of P such that F_1 is n_1 -gonal and F_2 is n_2 -gonal. Then*

$$\text{vol}(P) \leq (N - n_1 - n_2) \cdot \frac{5v_3}{8}.$$

Proof. 1) Assume that faces F_1 and F_2 are not adjacent. We construct a family of right-angled polyhedra by induction, attaching on each step a copy of the polyhedron P . Put $P_1 = P$. Define $P_2 = P_1 \cup_{F_1} P_1$ by identifying two copies of the polyhedron P_1 along the face F_1 . By Theorem 3.2 P_2 is a bounded right-angled polyhedron. It has $N_2 = 2N - 2n_1$ vertices. Indeed, faces of P_1 adjacent to F_1 form dihedral angles $\pi/2$ with F_1 , so vertices of F_1 aren't vertices in the glued polyhedron $P_2 = P_1 \cup_{F_1} P_1$. For the volumes we have $\text{vol}(P_2) = 2 \text{vol}(P)$. The polyhedron P_2 has at least one face isometric to F_2 . Attaching the polyhedron P to the polyhedron P_2 along this face we get $P_3 = P_2 \cup_{F_2} P = P \cup_{F_1} P \cup_{F_2} P$. Evidently, P_3 is a bounded right-angled polyhedron with $N_3 = 3N - 2n_1 - 2n_2$ vertices and volume $\text{vol}(P_3) = 3 \text{vol}(P)$. Continuing the process of attaching P alternately through the faces isometric to F_1 and F_2 , we get the polyhedron $P_{2k+1} = P_{2k-1} \cup_{F_1} P \cup_{F_2} P$, which is a bounded right-angled polyhedron with $N_{2k+1} = (2k+1)N - 2kn_1 - 2kn_2$ vertices and $\text{vol}(P_{2k+1}) = (2k+1) \text{vol}(P)$. Now let us apply the upper bound from Theorem 3.3 to polyhedron P_{2k+1} :

$$(2k+1) \text{vol}(P) \leq ((2k+1)N - 2kn_1 - 2kn_2 - 10) \frac{5v_3}{8}.$$

Dividing both sides of the inequality by $(2k+1)$ and passing to the limit as $k \rightarrow \infty$, we obtain the required inequality.

2) Assume that faces F_1 and F_2 are adjacent. Put $P_2 = P \cup_{F_1} P$. The obtained polyhedron P_2 has $N_2 = 2N - 2n_1$ vertices and its volume is twice volume of P . By construction, the polyhedron P_2 has a face F_{21} , which is constructed from two copies of F_2 and is a $(2n_2 - 4)$ -gon. Since the face F_1 has at least 5 sides, there is a face in P adjacent to F_1 , but not adjacent to F_2 . As a result of attaching P along F_1 , this face will turn into a face F_{22} in a polyhedron P_2 that has at least 6 sides. Thus, in P_2 there is a pair of non-adjacent faces F_{21} and F_{22} , each of which has at least 6 sides. This situation corresponds to the already proved case (1). Thus, for the polyhedron P_2 and its non-adjacent faces F_{21} and F_{22} we get:

$$2 \text{vol}(P) \leq (N_2 - (2n_2 - 4) - 6) \frac{5v_3}{8},$$

from where we obtain

$$2 \text{vol}(P) \leq (2N - 2n_1 - 2n_2 - 2) \frac{5v_3}{8}$$

and hence,

$$\text{vol}(P) < (N - n_1 - n_2) \frac{5v_3}{8}.$$

The theorem is proved. □

Corollary 3.2. *Let P be a bounded right-angled hyperbolic polyhedron with N vertices. Let F_1 , F_2 and F_3 be three faces of P such that F_2 is adjacent to both F_1 and F_3 , and F_i is n_i -gonal for $i = 1, 2, 3$. Then*

$$\text{vol}(P) \leq (N - n_1 - n_2 - n_3 + 4) \cdot \frac{5v_3}{8}.$$

Proof. Let us consider polyhedron $P_1 = P \cup_{F_2} P$. It has $N_1 = 2N - 2n_2$ vertices and its volume is twice volume of P . Remark that P_1 has a face F_{11} which is a union of two copies of F_1 and has $2n_1 - 4$ vertices. Similar, P_1 has a face F_{13} which is a union of two copies of F_3 and has $2n_3 - 4$ vertices. Applying Theorem 3.4 to polyhedron P_1 and its faces F_{11} and F_{13} . We get

$$2\text{vol}(P) = \text{vol}(P_1) \leq (N_1 - (2n_1 - 4) - (2n_3 - 4)) \cdot \frac{5v_3}{8}.$$

Using formula for N_1 and dividing both sides of the inequality by 2 we get the result. \square

These new upper bounds are working best for polyhedra having large faces. But even applying them to polyhedra with only 5 and 6-gons one can obtain a slight improvement.

Theorem 3.5. *Let P be a bounded right-angled hyperbolic polyhedron with $N \geq 24$ vertices, such that 1-skeleton of P is a fullerene graph. Then*

$$(N - 2) \cdot \frac{v_8}{32} \leq \text{vol}(P) \leq (N - 14) \cdot \frac{5v_3}{8}.$$

Proof. A lower bound is the same as in Theorem 3.3. So, we need to prove only an upper bound.

Let us firstly observe that in the polyhedron P there are three hexagonal faces F_1 , F_2 , F_3 such that F_2 is adjacent to both F_1 and F_3 . Suppose in contradiction that there is no such triple of faces. Then each hexagonal face is adjacent to at most one hexagonal face. If a hexagonal face has no adjacent hexagons (we will say that it is isolated), then through its six sides it is adjacent to the pentagonal faces. If two hexagons are adjacent to each other and none of them is adjacent to another hexagon (we will say that the faces form a pair), then their union is adjacent through ten sides with pentagonal faces. Therefore, if there are k_1 isolated hexagonal faces and k_2 pairs of hexagonal faces, then through their sides they are adjacent to pentagonal faces through $6k_1 + 10k_2$ sides. Since 1-skeleton of P is a fullerene graph the number of pentagons in P is equal to 12. Their total number of sides is 60. If P has $N \geq 46$ vertices, then, by $f = N/2 + 2$, it has $f \geq 25$ faces, and twelve of them are pentagons. Then $k_1 + 2k_2 \geq 13$, and hence $2k_2 \geq 13 - k_1$. Therefore, $6k_1 + 10k_2 \geq 6k_1 + 5(13 - k_1) = 65 + k_1 > 60$. Thus, the number of pentagons is not enough. This contradiction implies that there is a triple of hexagonal faces F_1 , F_2 , F_3 , where F_2 is adjacent to F_1 and F_3 . By applying Corollary 3.2 to polyhedron P and its faces F_1 , F_2 , F_3 , we get the required inequality for $N \geq 46$.

For $24 \leq N \leq 46$, an inequality holds by direct computation, see Table 1 below, where for each N minimal and maximal volumes are presented. \square

The elements of the class of C_N fullerenes can be ordered in different ways. One way is to use some fullerene features, such as topological indices. Often these orderings are supposed to help to distinguish more stable fullerenes from less stable. Another way is to use hyperbolic geometry. Since each fullerene can be realized as a bounded right-angled hyperbolic polyhedron, we can match each fullerene with the hyperbolic volume of the corresponding hyperbolic polyhedron. Thus, we can order isomers of C_N by hyperbolic volume. Denote by $|C_N|$ the number of isomers of C_N and by hv_i^N , $1 \leq i \leq |C_N|$, the i -th element of this ordering, where we assume that $hv_{i-1}^N \leq hv_i^N$. We will look at how this ordering is related to orderings by some topological indices and stability of fullerenes.

TABLE 1. Minimal and maximal hyperbolic volumes of fullerenes.

N	number of isomers	number of volumes	minimal volume	maximal volume	caps type
20	1	1	4.30620	4.30620	-
22	0	0	-	-	-
24	1	1	6.023046	6.023046	-
26	1	1	6.967011	6.967011	-
28	2	2	7.869948	8.000234	-
30	3	3	8.612415	8.946606	a
32	6	6	9.677265	9.977170	b
34	6	6	10.753476	10.986057	-
36	15	15	11.537549	12.084191	c
38	17	17	12.380366	13.138893	b
40	40	40	12.918623	14.222648	a
42	45	44	14.582147	15.300168	d
44	89	88	15.084432	16.397833	b
46	116	116	16.489809	17.486616	d
48	199	19	17.034558	18.617604	c
50	271	270	17.224830	19.767011	a
52	437	437	18.866563	20.880946	c
54	580	576	20.308384	22.001239	d
56	924	922	20.492318	23.142929	b
58	1205	1205	22.217458	24.326618	d
60	1812	1805	21.531038	25.558609	a
62	2385	2376	25.558609	26.588511	b
64	3465	3455	24.362347	27.763266	c

We calculated volumes of all fullerenes with at most 64 vertices. All volumes are rounded to 6 decimal places. The results of these computations are reproduced in the diagram shown in Fig. 3. From Table 1 one can see that almost all C_N fullerenes for fixed $20 \leq N \leq 64$ have different values of volume. However, some fullerenes have the same hyperbolic volume.

There could be two reasons for this fact. One reason is a calculation accuracy, indeed we have only a volume value rounded to 6 decimal places. Another reason is that two fullerenes considered as right-angled hyperbolic polyhedra really can have the same volume value.

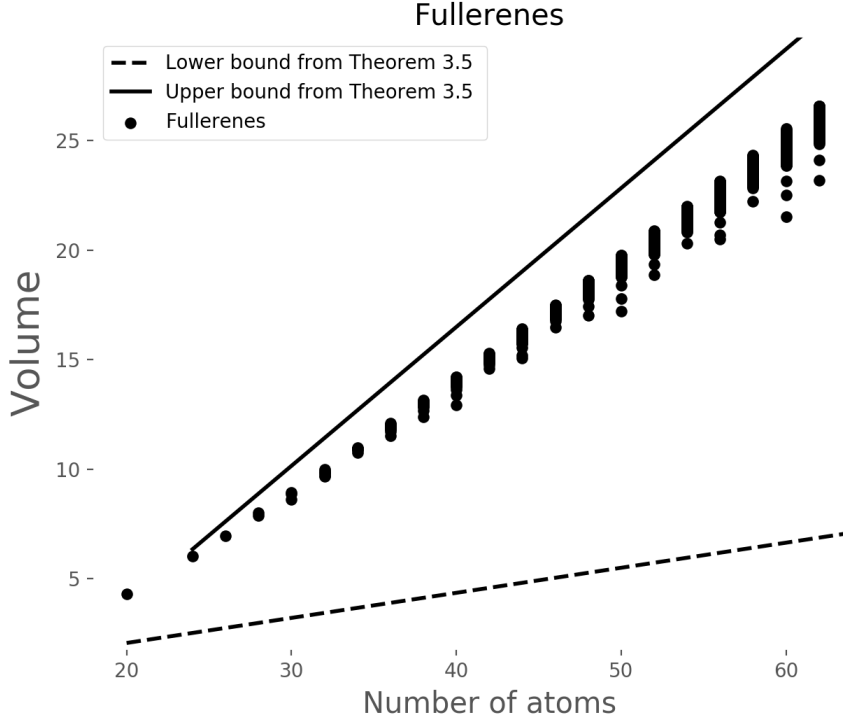


FIGURE 3. Volumes of fullerenes with number of vertices from 20 to 64.

If two fullerenes have the same number of carbon atoms, we can compare them by their hyperbolic volume. But if two fullerenes have different numbers of atoms, then the volume of the one that has more atoms almost always is larger.

We also suggest another way to understand how large is a hyperbolic fullerene. One can use *hyperbolic sphericity*, which is a kind of normalization of volume by the surface area. Hyperbolic sphericity shows how much hyperbolic volume of fullerene is close to the volume of a hyperbolic ball of the same area. We recall that the volume and area of hyperbolic 3-ball B_r of radius r can be found by the following formulae:

$$\text{vol}(B_r) = \pi(\sinh(2r) - 2r) \quad \text{and} \quad \text{area}(B_r) = 2\pi(\cosh(2r) - 1).$$

Hyperbolic sphericity of a hyperbolic polyhedron P is defined as follows

$$\text{Sp}(P) = \frac{\text{vol}(P)}{\pi(\sinh(\text{arccosh}(\frac{\text{area}(P)}{2\pi} + 1)) - \text{arccosh}(\frac{\text{area}(P)}{2\pi} + 1))},$$

where $\text{area}(P)$ is the surface area of P . It is easy to see that $\text{Sp}(B_r) = 1$ for any radius r . If P is not a hyperbolic ball then $0 \leq \text{Sp}(P) < 1$. If P is a bounded right-angled hyperbolic polyhedron with N vertices, then $\text{area}(P) = \pi(\frac{N+4}{2} - 6)$ and

$$\text{Sp}(P) = \frac{\text{vol}(P)}{\pi(\sinh(\text{arccosh}(\frac{N-4}{4})) - \text{arccosh}(\frac{N-4}{4}))}.$$

Here the denominator depends only on the number of vertices. Therefore, if we fix the number of vertices then sphericity is monotonously dependent on volume. Consequently, in a class of C_N fullerenes the orderings by hyperbolic volume and by hyperbolic sphericity are the same.

Above we considered fullerenes as bounded hyperbolic polyhedra with all dihedral (and all planar) angles equal $\pi/2$. These angles were chosen for our convenience. Remark that by Andreev's theorem [17] any fullerene graph can be realized as 1-skeleton of a bounded hyperbolic polyhedron with dihedral angles α_i satisfying $\pi/3 < \alpha_i \leq \pi/2$. If some angles are less or equal to $\pi/3$, then the condition is: for any vertex of the polyhedron, the sum of the dihedral angles corresponding to the edges incident this vertex must be greater than π . That is, for any vertex v_i the inequality holds: $\alpha_{i_1} + \alpha_{i_2} + \alpha_{i_3} > \pi$, where $\alpha_{i_1}, \alpha_{i_2}, \alpha_{i_3}$ are dihedral angles at edges incident to v_i . Replacing the inequality by equality $\alpha_{i_1} + \alpha_{i_2} + \alpha_{i_3} = \pi$, we arrive to the notion of an *ideal* hyperbolic polyhedron, which is a polyhedron with all vertices on the boundary of the hyperbolic space. In this case we can consider fullerenes as ideal hyperbolic polyhedra, see Rivin's theorem [26]. As an example, let us consider fullerenes as ideal $\pi/3$ -equiangular hyperbolic polyhedra. As well as volume bounds for right-angled hyperbolic polyhedra, C. Atkinson [24] proved upper and lower volume bounds for the ideal polyhedra with all dihedral angles equal to $\pi/3$.

Theorem 3.6. [24] *Let P be an ideal $\pi/3$ -equiangular polyhedron with $N > 4$ vertices, then*

$$N \cdot \frac{3v_3}{8} \leq \text{vol}(P) \leq (3N - 14) \cdot \frac{v_3}{2}.$$

For fullerenes, the lower bound in Theorem 3.6 can be improved a bit as follows.

Proposition 3.1. *Let P be an ideal $\pi/3$ -equiangular hyperbolic polyhedron with $N \geq 20$ vertices, such that 1-skeleton of P is a fullerene graph. Then*

$$v_3 \cdot \left[\frac{N}{2} - \sqrt{\frac{3}{5}N} \right] \leq \text{vol}(P)$$

Proof. This proof is just a reiteration of the one described in [24]. The difference is in using more precise lower bound for an independence number.

For any given vertex $v \in P$, v along with the three adjacent vertices of P are the vertices of an ideal tetrahedron with all dihedral angles equal $\pi/3$. The tetrahedron is contained in P . If we take a collection of such tetrahedra with disjoint interiors, then the sum of their volumes will be not more than the volume of P . Such a collection may be constructed by taking an independent set of vertices of P . Denote by $V(P)$ the set of vertices of P . A set $V_1 \subset V(P)$ is *independent* if no two vertices from V_1 are adjacent in P . The cardinality of

any largest independent set in P is called the *independence number* of P and denoted by $\alpha(P)$. It is known [27] that a fullerene graph P with N vertices contains an independent set of cardinality at least $\alpha_P \geq \frac{N}{2} - \sqrt{\frac{3}{5}N}$. Applying this result, we obtain the required inequality. \square

One can expect that the consideration of the volumes of fullerenes as hyperbolic polyhedra with dihedral angles differ from $\pi/2$ will give the similar orderings of fullerenes. For instance, the Pearson correlation coefficient (PCC) of orderings by hyperbolic volumes of C_{60} fullerenes considered as hyperbolic polyhedra with all dihedral angles $\pi/2$ and with all dihedral angles $\pi/3$ is equal to 0.999416.

4. TOPOLOGICAL INDICES

In general, a topological index is a numerical invariant of a chemical graph. Topological indices are widely used in chemical graph theory, molecular topology, and mathematical chemistry as molecular descriptors. We will start with one of the oldest topological indices known as Wiener index.

4.1. Wiener index and its generalizations. Wiener index was introduced in 1947 by American chemist Harry Wiener [28]. After that Wiener index has found a lot of application in chemistry, see [29, 30, 31]. Let G be a graph, $V(G)$ be the set of all vertices of G . Denote by $d(u, v)$ the distance between vertices u and v in G , i. e., the number of edges in the shortest path connecting u and v . Fix $u \in V(G)$. The sum of distances from u to all the other vertices of G is called *transmission* of vertex u , $\text{tr}(u) = \sum_{v \in V(G)} d(u, v)$. The number of different vertex transmissions in G is called the *Wiener complexity* [32]. If all vertices of a graph have different transmissions then the graph is called *transmission irregular*. It is shown in [33] that there do not exist transmission irregular fullerene graphs with less than 217 vertices.

Wiener index is defined as a half of the sum of all vertex transmissions

$$W(G) = \frac{1}{2} \sum_{u \in V(G)} \text{tr}(u) = \frac{1}{2} \sum_{\{u, v\} \subset V(G)} d(u, v).$$

There are many generalization of Wiener index are known. One of them is *Hyper Wiener index* defined as a linear combination of distances and their squares:

$$WW(G) = \frac{1}{2} \sum_{\{u, v\} \subset V(G)} (d(u, v) + d(u, v)^2).$$

Let us define another generalization of Wiener index as follows. Let G^* be a graph dual to a fullerene graph G . To vertex $v \in G^*$ of degree five the corresponding object G is a pentagonal face. For a fullerene graph G define $W_5(G)$ as the sum of squares of all

distances between vertices of degree 5 in a dual graph G^* :

$$W_5(G) = \frac{1}{2} \sum_{\substack{\{u,v\} \subset V(G^*) \\ \deg(u) = \deg(v) = 5}} d^*(u,v)^2,$$

where $d^*(u,v)$ is the distance between u and v in G^* .

4.2. Pentagon Adjacency Index. Let G be a fullerene graph. Pentagon-neighbor signature is a vector $(p_0, p_1, p_2, p_3, p_4, p_5)$, where each entry p_k , $k = 0, 1, \dots, 5$, counts those pentagons which have exactly k pentagonal neighbors. The *pentagon adjacency index* N_p is defined in the following way:

$$N_p(G) = \frac{1}{2} \sum_{k=0}^5 k p_k,$$

In other words, N_p is the number of pairs of adjacent pentagons in a fullerene graph.

The pentagon adjacency index N_p is one of the most popular topological predictors of fullerene stability. In most cases, for the stability prediction of lower fullerene isomers C_N with $N \leq 70$ the index N_p is used [34, 35, 36, 37]. When N is getting larger, the number of different fullerenes having the same N_p is growing fast. For instance, the number of IPR fullerenes with 120 vertices (IPR fullerenes are exactly those fullerenes for which $N_p = 0$) is equal to 10774. The index N_p does not distinguish such fullerenes. For larger N we can get more information about a fullerene structure by looking at hexagons rather than pentagons.

We will also use kind of a generalization of N_p which is the second moment of the pentagon neighbor signature:

$$H_5(G) = \sum_{k=0}^5 k^2 p_k.$$

4.3. The second moment of the hexagon neighbor signature. Similarly, a hexagon-neighbor signature $(h_0, h_1, h_2, h_3, h_4, h_5, h_6)$ was defined in [38]. Here each entry h_k , $k = 0, 1, \dots, 6$, counts those hexagons which have exactly k hexagonal neighbors. The topological index

$$H_6 = \sum_{k=0}^6 k^2 h_k$$

is sometimes referred as a *Fowler-Manolopoulos Predictor of Fullerene Stability* [39]. It has a strong correlation with the stability of fullerenes, see [40].

5. HYPERBOLIC VOLUME, TOPOLOGICAL INDICES AND STABILITY OF FULLERENES

In [41] there are presented computations of the relative energies of all 1812 isomers of C_{60} and testing of 26 chemical descriptors for their correlation with the energetic ordering of these isomers. The authors identify 7 rules among 26 which they call *good stability criteria*. These criteria are defined as

- (1) the one which can identify correctly the first two energetically most stable and the three energetically least stable isomers in the correct energetic order;
- (2) the Pearson correlation coefficient (PCC) of linear correlation between the relative energies of all C_{60} -isomers and their criterion values should be larger than 0.6;
- (3) the slope and the Pearson correlation coefficient in the linear regression of relative energy vs. the criterion for C_{60} -isomers with $N_p \in \{4, \dots, 14\}$ should have the same sign.

It is interesting that hyperbolic volume satisfies these three requirements. It can be seen from Fig. 4 that there are two isomers of C_{60} with the largest volume coincide with two having the smallest relative energy. And also three isomers of C_{60} with the smallest volume coincide with three having the largest relative energy. The values of volume of this five fullerenes and their relative energies are shown in Table 2.

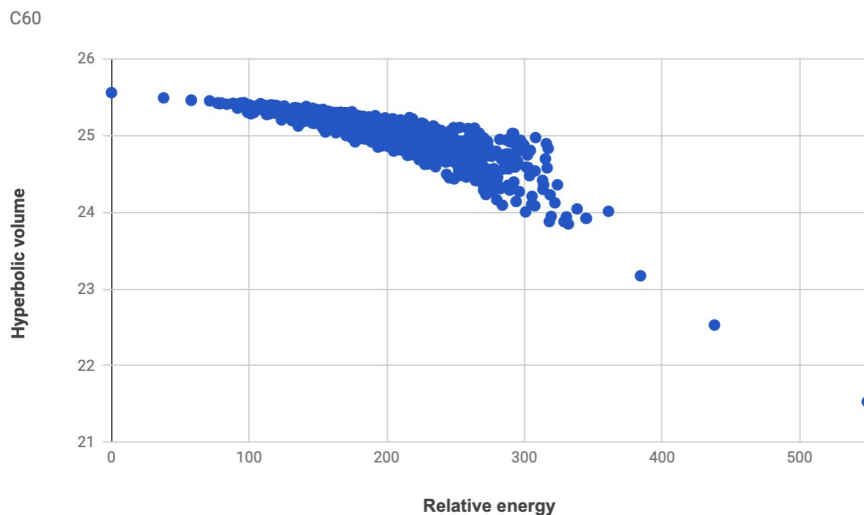


FIGURE 4. Scatter chart of volume and relative energy

It is demonstrated in Table 3 that the correlation between volume and relative energy is -0.862611 which absolute value is bigger than 0.6.

In Table 4 one can see that slopes and correlation coefficients for all $N_p \in \{4, \dots, 14\}$ have the same sign. So, the hyperbolic volume can be regarded as a good stability criteria. Scatter charts of volume and some topological indices of C_{60} fullerenes are demonstrated in Fig. 5, where Wiener index, N_p , Hyper-Wiener index, and $W5$ are presented.

Let us consider fullerenes with other numbers of atoms. Relative energies of 15 isomers of C_{36} are given in [42]. Hyperbolic volume indicates an isomer with the largest energy as the one with minimal volume 11.537549. But an isomer with the lowest relative energy has the second largest volume 12.046092. The maximal volume 12.084191 has an isomer with

TABLE 2. Three smallest and two largest volumes and corresponding relative energies.

Isomer ordering	Volume	Relative energy
hv_1^{60}	21.531038	549.0652657
hv_2^{60}	22.530413	438.02482
hv_3^{60}	23.172024	384.307823
\vdots	\vdots	\vdots
hv_{1811}^{60}	25.490485	37.87200704
hv_{1812}^{60}	25.558609	0

TABLE 3. Pearson correlation coefficients between the hyperbolic volume, topological indices and relative energy of isomers of C_{60}

	Hyperbolic volume	W	WW	W_5	N_p	H_5	H_6	Relative energy
Hyperbolic volume	1	-0.831511	-0.822173	-0.960028	-0.884936	-0.944754	-0.914185	-0.862611
W	-0.831511	1	0.998522	0.779468	0.625317	0.680390	0.651882	0.627104
WW	-0.822173	0.998522	1	0.768740	0.595728	0.661271	0.625076	0.598044
W_5	-0.960028	0.779468	0.768740	1	0.849136	0.882059	0.899071	0.878219
N_p	-0.884936	0.625317	0.595728	0.849136	1	0.961484	0.985533	0.952449
H_5	-0.944754	0.680390	0.661271	0.882059	0.961484	1	0.946223	0.906894
H_6	-0.914185	0.651882	0.625076	0.899071	0.985533	0.946223	1	0.961179
Relative energy	-0.862611	0.627104	0.598044	0.878219	0.952449	0.906894	0.961179	1

TABLE 4. Slopes of the linear fits and Pearson correlation coefficients of relative energy vs. hyperbolic volume for the given N_p .

N_p	Slope	PCC
4	-136.446905	-0.252837
5	-7.750791	-0.032344
6	-15.859778	-0.074562
7	-34.536717	-0.143141
8	-14.999570	-0.074147
9	-27.831100	-0.152313
10	-28.468661	-0.162604
11	-29.284308	-0.214940
12	-3.409933	-0.046660
13	-30.516286	-0.461604
14	-19.286370	-0.317933

the second smallest energy. Pearson correlation coefficient between volumes and energies is -0.922790 .

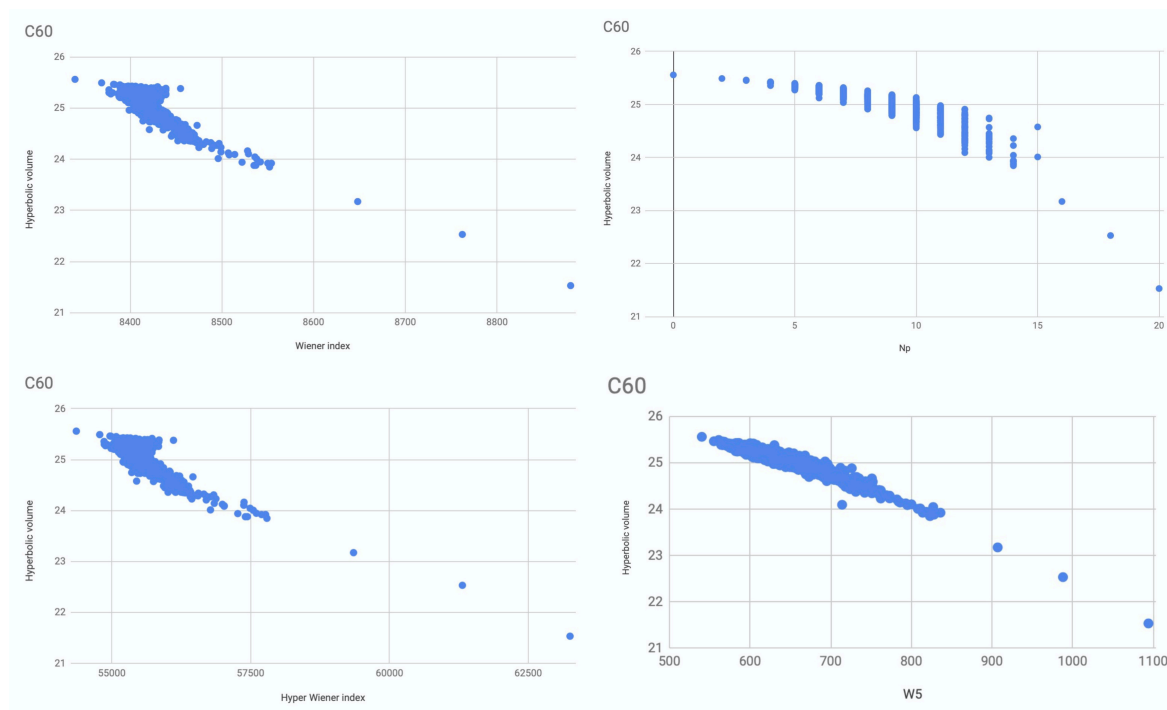


FIGURE 5. Scatter charts of volume and topological indices.

Now let us demonstrate that hyperbolic volumes distinguish IPR fullerenes. It is shown in [43] that in combination with the second moment of hexagon neighbor signature H_6 , Wiener, Szeged, and Balaban indices can distinguish low-energy IPR fullerenes having 84 and 100 carbon atoms. For the class of fullerenes with 100 atoms minimization of H_6 gives 38 different isomers with the same value of H_6 , equals to 820. Minimization of Wiener or Szeged indices, the same as maximization of Balaban index, would select the energetically unfavorable isomers. But among 38 isomers with a minimum value of H_6 all three named indices select the isomer favored in quantum mechanical energy calculations, that is an isomer D2 100:459. Let us now turn to hyperbolic volumes. Maximal hyperbolic volume of C_{100} IPR fullerenes is given by the same isomer. The maximal volume is equal to 49.031808. So this hyperbolic volume is attached to the best known best isomer among 450 other C_{100} IPR fullerenes. Similarly, in the class of fullerenes with 84 atoms, the biggest hyperbolic volumes are attached to two isomers which are highlighted in [43] as the most stable ones.

Among seven IPR fullerenes with 80 atoms, only isomers 31918 and 31919 (numbers in the ordering of C_{80} by lexicographically minimal spiral development) can be chemically

separated, see [45]. The hyperbolic volume of these isomers are two smallest, Table 5 presents hyperbolic volumes, second moment of hexagon neighbor signatures H_6 , nuclear volumes (we will discuss later) and relative energies of these seven isomers. It is interesting that the correlation reverses sign here. As one can see in Table 5, the same thing happens with H_6 . In [44] authors notice the similar situation for Newton polynomials.

TABLE 5. Hyperbolic volumes, H_6 , nuclear volumes and relative energies of seven IPR isomers of C_{80} .

Number	Hyperbolic volume	H_6	Nuclear volume	Relative energy
31918	37.043523	500	241.48452	0
31919	37.093128	496	241.63592	0.41
31921	37.122213	492	242.47294	4.37
31920	37.150100	488	245.25394	2.58
31922	37.168408	484	248.21569	1.48
31923	37.181925	480	250.89256	3.32
31924	37.181925	480	252.65704	14.31

Correlations of hyperbolic volume with topological indices H_5 , H_6 , W_5 and N_p are presented in Fig. 6. The values of volumes and indices are compared for fullerenes C_N with $48 \leq N \leq 62$ and $N = 80$ atoms. It is clear from the figure that topological indices H_5 and W_5 demonstrate the best correlation with hyperbolic volume. For W_5 the correlation is usually larger than 0.95 by the absolute value.

Now let us turn to the case of IPR fullerenes. Obviously, in the case of IPR fullerene H_5 is always equal to zero and cannot give a good correlation with hyperbolic volume. Computations show that W_5 also does not have a good correlation with hyperbolic volume. For example, Pearson correlation coefficient of W_5 and volume of IPR fullerenes with 100 atoms is -0.422241 . At the same time, in the case of IPR fullerenes topological index H_6 shows a strong correlation with hyperbolic volume of fullerenes with $88 \leq N \leq 100$ atoms, see Table 6.

TABLE 6. Correlations between H_6 and hyperbolic volumes of IPR fullerenes

Number of atoms	88	90	92	94	96	98	100
PCC	-0.933654	-0.929643	-0.972353	-0.946845	-0.946845	-0.939880	-0.931683

It is interesting to use a multiple linear regression model to predict hyperbolic volume of C_{60} fullerenes based on topological indices. We got R^2 (coefficient of determination) value equal to 0.992135. The final predictive model was:

$$HV = 52.3061617 - 0.0102493573 \cdot H_6 + 0.198026983 \cdot N_p - 0.00298725582 \cdot W_5 - 0.00004197197 \cdot W_5 - 0.0178469333 \cdot H_5$$

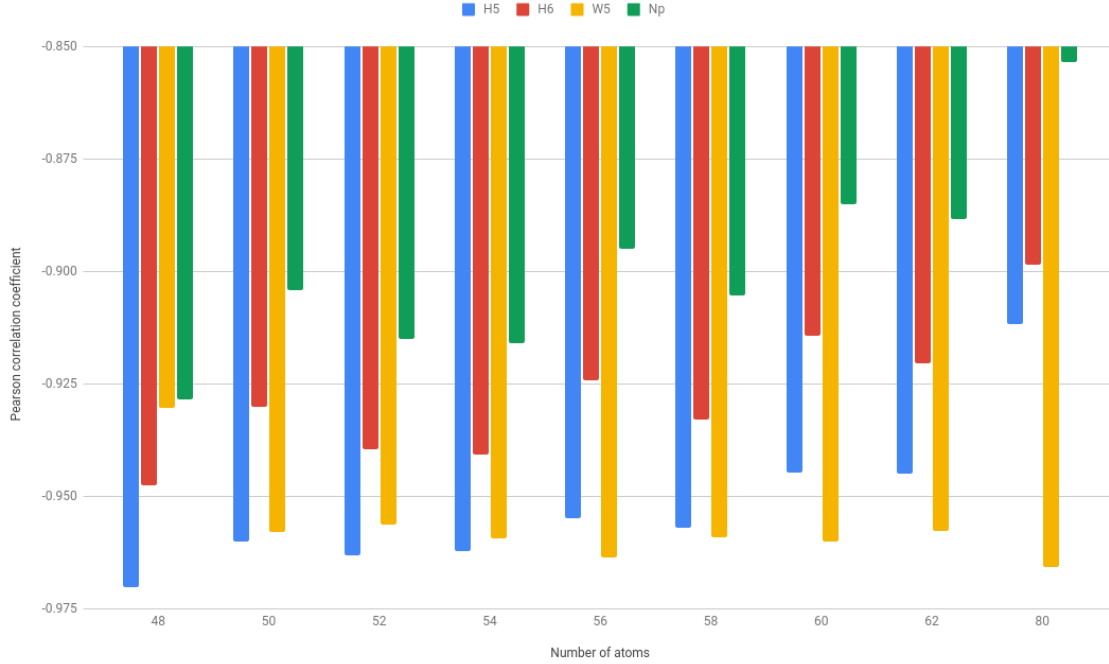


FIGURE 6. Correlations between topological indices and hyperbolic volume

The implementation of this model to all fullerene isomers with 80 atoms gave us PCC equal to 0.985944.

Also, we build a multiple linear regression model that predicts relative energies of C_{60} fullerenes based on all described topological indices and hyperbolic volume. Value of R^2 was 0.941725. And the final predictive model was:

$$RE = -25159.684305 + 1.29550558 \cdot H_6 - 2.54481396 \cdot N_p + 4.48823021 \cdot W - 0.26126652 \cdot WW + 0.411231354 \cdot W_5 - 0.0311023629 \cdot H_5 + 56.8461886 \cdot HV$$

Program Fullerene [46] generates cartesian coordinates for fullerene isomer. Then it can easily calculate the euclidean volume. This volume is also called the nuclear volume of an isomer [47]. It has been shown that this volume is an indicator of fullerene energies [47]. In [41] authors show that in the case of C_{60} the correlation coefficient between this volume and relative energy is equal to -0.908 . We find out that there is a strong connection between hyperbolic and nuclear volume, which can be seen in the following examples. In Table 5 nuclear volumes of seven IPR C_{80} isomers are presented. One can see that they monotonously depend on hyperbolic volume. As another example let us consider all 199 fullerene isomers with 48 atoms. From Table 7 one can see that the correlation of hyperbolic volume and nuclear volume, in this case, is 0.84554.

TABLE 7. Correlations of hyperbolic volume and nuclear volume with topological indices of C_{48} fullerenes

	H_5	H_6	W_5	N_p	Hyperbolic volume	Nuclear volume
Hyperbolic volume	-0.970026	-0.947454	-0.930290	-0.928317	1	0.845541
Nuclear volume	-0.881119	-0.935015	-0.884770	-0.918476	0.845541	1

6. CONJECTURES ON VOLUMES BASED ON WIENER INDEX

In [33] there were calculated Wiener indices of all fullerene graphs up to 216 vertices. The results of this calculation led authors to a conjecture that, if a fullerene graph of an arbitrary order has the maximal Wiener index, then it is a nanotubical fullerene graph with caps of four types (a), (b), (c) or (d). Four types of caps are shown in Fig. 7, see [33]. It turns that, in our calculation, fullerenes isomers, which graphs have the maximal Wiener index, have the minimal hyperbolic volume.

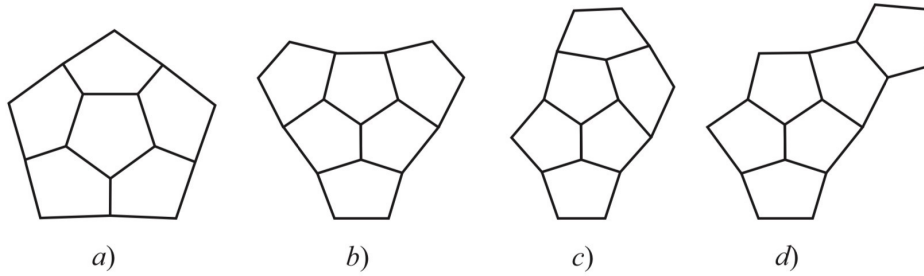


FIGURE 7. Four types of caps.

It is known that a nanotubical fullerene graph with caps of type (a) exists only for a number of vertices $N = 10k$, $k \geq 2$, see [48].

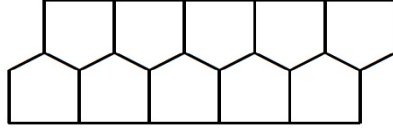
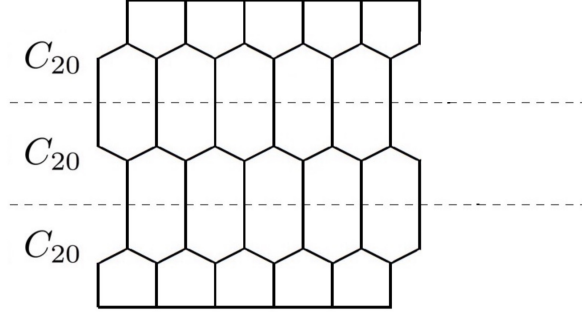
Proposition 6.1. *Let F be a nanotubical fullerene graph with caps of type (a). Then F has $N = 10k$ vertices, $k \geq 2$, and*

$$\text{vol}(F) = \left(\frac{N}{10} - 1 \right) \cdot \text{vol}(D),$$

where D is a right-angled hyperbolic dodecahedron. Numerically $\text{vol}(D) = 4,30620$.

Proof. Let us draw a lateral surface of C_{20} as in Fig. 8, where left and right sides are assumed to be identified.

Then a composition of k copies of C_{20} gives us a polyhedron with two caps of type (a), $N = 10(k+1)$ vertices, and volume as in the formula above. Its lateral surface is presented in Fig. 9. Denote this polyhedron by C_{20}^k . As one can see from Fig. 9, C_{20}^3 has two caps

FIGURE 8. The lateral surface of C_{20} .FIGURE 9. The union of three copies of C_{20} .

of type (a) and $40 = 10(3 + 1)$ vertices. Similarly, C_{20}^k for $k \geq 1$, has a lateral surface consisting of $5(k - 1)$ hexagons and two pentagonal cups of type (a). Since C_{20} can be realized as hyperbolic right-angled dodecahedron D , we get

$$\text{vol}(C_{20}^k) = k \cdot \text{vol}(C_{20}) = k \cdot \text{vol}(D) = \left(\frac{N}{10} - 1 \right) \cdot \text{vol}(D).$$

□

Conjecture 6.1. *If fullerene with $N = 10k$ atoms, $k \geq 2$, has the minimal hyperbolic volume in the class C_N , then it is nanotubical fullerene with caps of type (a) and its volume is given in Proposition 6.1.*

It is known that a nanotubical fullerene graph with caps of type (b) has $N = 6k - 4$ vertices, $k \geq 5$, see [33].

Conjecture 6.2. *If fullerene with $N = 6k - 4 \neq 10s$ atoms, $k \geq 5$, $s \geq 2$, has the minimal hyperbolic volume in the class C_N , then it is a nanotubical fullerene with caps of type (b). If fullerenes with caps of types (a) and (b) have the same number of atoms ($N = 10k$), then the fullerene with caps of type (a) has the minimal hyperbolic volume.*

For the cases of fullerenes with caps of types (c) and (d) there is no universal formula for the number of vertices. In [33] fullerenes with caps of types (c) were split into two disjoint classes: T_{c1} and T_{c2} . Similarly, fullerenes with caps of types (d) were split into classes T_{d1} and T_{d2} . It is shown that for all $N \leq 216$ such that $N \neq 20, 24, 28, 34$, $N \neq 10s$,

and $N \neq 6k - 4$, where $k \geq 5$, $s \geq 2$, fullerenes with maximal Wiener index belong to T_{c1} , T_{c2} , T_{d1} or T_{d2} .

Conjecture 6.3. *If a fullerene isomer with number of atoms $N \neq 20, 24, 26, 28, 34, N \neq 10s, N \neq 6k - 4$, where $k \geq 5$, $s \geq 2$, has the minimal hyperbolic volume in the class C_N , then it is a nanotubical fullerene graph with caps of type (c) or (d).*

Numerical computations demonstrate that above conjectures are confirmed for $N \leq 64$. Indeed, the caps types corresponding to maximal hyperbolic volume isomers are indicated in the last column of Table 1. Remark that in exceptional cases $N = 20, 24, 26, 28, 34$ fullerene with minimal hyperbolic volume has one pentagonal component [33].

REFERENCES

- [1] K. Xia, G.-W. Wei, *A review of geometric, topological and theory apparatuses for modeling and analysis of biomolecular data*, preprint available at arXiv: 1612.01735.
- [2] Y.-C. Lo, S.E. Rensi, W. Torng, R.B. Altman, *Machine learning in chemoinformatics and drug discovery*, Drug Discovery Today, **23**(8) (2018), 1538–1546.
- [3] F. Cataldo, A. Graovac, O. Ori (Editors), *The Mathematics and Topology of Fullerenes*, in series “Carbon Materials: Chemistry and Physics”, vol. **4**, 2011, Springer, New York.
- [4] A.R. Ashrafi, M.V. Diudea (Editors), *Distance, Symmetry, and Topology in Carbon Nanomaterials*, in series “Carbon Materials: Chemistry and Physics”, vol. **9**, 2016, Springer, New York.
- [5] J.G. Ratcliffe, *Foundations of Hyperbolic Manifolds*, in series “Graduate Texts in Mathematics” Graduate Texts in Mathematics, 2006, Springer, New York.
- [6] H. Kroto, J. Heath, S. O’Brien et al. *C60: Buckminsterfullerene*, Nature **318** (1985). 162–163.
- [7] V. Andova, F. Kardoš, R. Škrekovski, *Mathematical Aspects of Fullerenes*, Ars Mathematica Contemporanea **11** (2016), 353–379.
- [8] B. Grünbaum, T. S. Motzkin, *The number of hexagons and the simplicity of geodesics on certain polyhedra*, Canadian J. Math. **15** (1963), 744–751.
- [9] G. Brinkmann, J. Goedgebeur, B. McKay. *The Generation of Fullerenes*, Journal of Chemical Information and Modeling **52** (2012), 2910–2918.
- [10] J. Goedgebeur, B.D. McKay, *Recursive generation of IPR fullerenes*, J. Math. Chem. **53** (2015), 1702–1724.
- [11] G. Brinkmann, A. W.M. Dress, *A constructive enumeration of fullerenes*, Journal of Algorithms **23** (1997), 345–358.
- [12] Web site *The House of Graphs* is accessible at <https://hog.grinvin.org>
- [13] J. Cioslowski, *Note on the Asymptotic Isomer Count of Large Fullerenes*, J. Math. Chem. **52** (2014), 1–4.
- [14] H.W. Kroto, *The stability of the fullerenes C_n , with $n = 24; 28; 32; 36; 50; 60$ and 70* , Nature, **329** (1987), 529–531.
- [15] P. Schwerdtfeger, L.N. Wirtz, J. Avery, *The topology of fullerenes*, WIREs Comput. Mol. Sci. 2015. doi: 10.1002/wcms.1207.
- [16] J. Milnor, *Hyperbolic Geometry: the First 150 Years*, Bull. Amer. Math. Soc. **6** (1982), 9–24.
- [17] E.M. Andreev, *On convex polyhedra of finite volume in Lobachevskii space*, Math. USSR-Sb., **12:2** (1970), 255–259.
- [18] A. V. Pogorelov, *A regular partition of Lobachevskian space*, Math. Notes **1** (1967), 3–5.
- [19] A. Yu. Vesnin, *Right-angled polyhedra and hyperbolic 3-manifolds*, Russian Mathematical Surveys, **72(2)** (2017), 335–374.
- [20] T. Došlić, *Cyclical Edge-Connectivity of Fullerene Graphs and $(k, 6)$ -Cages*, Journal of Mathematical Chemistry **33** (2003), 103–112.

- [21] R. K. W. Roeder, *Constructing Hyperbolic Polyhedra Using Newton's Method*, Experiment. Math. **16**(4) (2007), 463–492.
- [22] Computer program *Geomview* available at www.geomview.org
- [23] A. Vesnin, *Volumes of hyperbolic Löbell 3-manifolds*, Math. Notes **64** (1) (1998), 15–19.
- [24] C. K. Atkinson, *Volume Estimates for Equiangular Hyperbolic Coxeter Polyhedra*, Algebraic & Geometric Topology **9** (2009), 1225–1254.
- [25] A. Yu. Vesnin, A. A. Egorov, *Ideal right-angled polyhedra in Lobachevsky space*. Chebyshevskii Sbornik **21**(2) (2020), 65–83.
- [26] I. Rivin, *A characterization of ideal polyhedra in hyperbolic 3-space*, Ann. of Math. (2), **143**:1 (1996), 51–70.
- [27] L. Faria, S. Klein and M. Stehlík, *Odd cycle transversals and independent sets in fullerene graphs*, SIAM J. Discrete Math. **26** (2012), 1458–1469.
- [28] H. Wiener, *Structural Determination of Paraffin Boiling Points*, J. Am. Chem. Soc. **69** (1947), 17–20.
- [29] A. A. Dobrynin, R. Entringer, I. Gutman, *Wiener index for trees: theory and applications*, Acta Appl. Math. **66**(3) (2001), 211–249.
- [30] R. Todeschini, V. Consonni, *Handbook of Molecular Descriptors*, Wiley–VCH, Weinheim, 2000.
- [31] M. Knor, R. Škrekovski, A. Tepeh, *Mathematical aspects of Wiener index*, Ars Mathematica Contemporanea **11**(2) (2016), 327–352.
- [32] Y. Alizadeh, S. Klavžar, *Complexity of topological indices: the case of connective eccentric index*, MATCH **76** (2016), 659–667.
- [33] A. A. Dobrynin, A. Y. Vesnin, (2019). *On the Wiener complexity and the Wiener Index of fullerene graphs*, Mathematics **7**(11) (2019), [1071].
- [34] P. W. Fowler, D. E. Manolopoulos, *An Atlas of Fullerenes*, Calendron Press, Oxford, 1995.
- [35] T. Réti, I. Lászlá, *On the Combinatorial Characterization of Fullerene Graphs*, Acta Polytechnica Hungarica **6**(5) (2009).
- [36] E. Albertazzi, C. Domene, P. W. Fowler, T. Heine, G. Seifert, C. Van Alsenoy, F. Zerbetto, *Pentagon adjacency as a determinant of fullerene stability*, Phys. Chem. Chem. Phys. **1** (1999) 2913–2918.
- [37] E. E. B. Campbell, P. W. Fowler, D. Mitchell, F. Zerbetto, *Increasing cost of pentagon adjacency for larger fullerenes*, Chem. Phys. Lett. **250** (1996), 544–548.
- [38] S. Fajtlowicz, C. E. Larson, *Graph-theoretic independence as a predictor of fullerene stability*, Chem. Phys. Lett. **377** (2003), 485–490.
- [39] Y. Ju, H. Liang, J. Zhang, F. Bai, *A Note on Fowler–Manolopoulos Predictor of Fullerene Stability*, MATCH **64** (2010), 419–424.
- [40] T. Došlić, *Bipartivity of fullerene graphs and fullerene stability*, Chem. Phys. Lett. **412** (2005) 336–340.
- [41] R. Sure, A. Hansen, P. Schwerdtfeger, S. Grimme. *Comprehensive study of all 1812 C60 isomers* Physical Chemistry Chemical Physics, **19** (2017), 14296–14305.
- [42] K. H. Kim, Y.-K. Han, J. Jung, *Basis set effects on relative energies and HOMO-LUMO energy gaps of fullerene C₃₆*, Theor. Chem. Acc. **113** (2005), 233–237.
- [43] P. W. Fowler, G. Gaporossi, P. Hansen, *Distance Matrices, Wiener Indices, and Related Invariants of Fullerenes*, J. Phys. Chem. A **105** (2001), 6232–6242.
- [44] A. Bille, V. Buchstaber, E. Spodarev, *Spectral clustering of combinatorial fullerene isomers based on their facet graph structure*, preprint available at [arXiv:1910.00846](https://arxiv.org/abs/1910.00846).
- [45] A. R. Khamatgalimov and V. I. Kovalenko, *Electronic structure and stability of C80 fullerene IPR isomers*, Fullerenes, Nanotubes and Carbon Nanostructures, **19**(7):599–604, 2011.
- [46] P. Schwerdtfeger, L. Wirz, J. Avery, *Program Fullerene - A Software Package for Constructing and Analyzing Structures of Regular Fullerenes*, Version 4.4, J. Comput. Chem. **34**, 1508–1526 (2013)
- [47] G. B. Adams, M. O’Keeffe, R. S. Ruoff, *Van der Waals Surface Area and Volumes of Fullerenes*, J. Phys. Chem. **98** (1994), 9465–9469.

- [48] Y. Alizadeh, V. Andova, S. Klavžar, R. Škrekovski, *Wiener dimension: fundamental properties and (5,0)-nanotubical fullerenes*, MATCH Commun. Math. Comput. Chem. **72** (2014) 279–294.

NOVOSIBIRSK STATE UNIVERSITY, RUSSIA

Email address: `a.egorov2@g.nsu.ru`

TOMSK STATE UNIVERSITY AND SOBOLEV INSTITUTE OF MATHEMATICS, RUSSIA

Email address: `vesnin@math.nsc.ru`