

Chimeras on a social-type network

Arkady Pikovsky

Department of Physics and Astronomy,

University of Potsdam, 14476 Potsdam-Golm, Germany and

Department of Control Theory, Lobachevsky University of Nizhny Novgorod,

Gagarin Avenue 23, 603950 Nizhny Novgorod, Russia

(Dated: ...)

Abstract

We consider a social-type network of coupled phase oscillators. Such a network consists of an active core of mutually interacting elements, and of a flock of passive units, which follow the driving from the active elements, but otherwise are not interacting. We consider a ring geometry with a long-range coupling, where active oscillators form a fluctuating chimera pattern. We show that the passive elements are strongly correlated. This is explained by negative transversal Lyapunov exponents.

I. INTRODUCTION

Since their discovery about 20 years ago by Kuramoto and Battogtokh [1], chimera patterns attracted large interest in studies of complex systems. Chimera is an example of a symmetry breaking in a homogeneous system of coupled oscillators: together with a homogeneous fully synchronous state there exist non-homogeneous states where some oscillators are synchronized and some not. In spatially extended systems chimera appears as a localized pattern of asynchrony [2–12]. In globally coupled populations chimeras are also possible: they emerge not as spatial patterns, rather a group of asynchronous oscillators “detaches” from the synchronous cluster [13–17].

The basic model of Kuramoto and Battogtokh is a one-dimensional ring of phase oscillators with non-local coupling. Each oscillator is coupled to all others in a symmetric bidirectional way; the strength of coupling depends on the distance on the ring. There are two typical setups for this distance dependence: exponential as in [1] (or its modification taking into account spatial periodicity [10]), or *cos*-shape coupling [2]. In both cases, chimera lives on a symmetric weighted bidirectional network. This paper aims to generalize the basic setting of the Kuramoto and Battogtokh to a *social-type network* (STN). Such a network, introduced in [18], deserves a detailed description. It is a weighted directional network with two types of nodes: (i) active nodes that force other nodes and potentially are also forced by them (i.e., active nodes have outgoing links); (ii) passive nodes that are driven by active nodes but do not influence them (i.e., passive nodes have only in-going links). We illustrate this in Fig. 1. The name “social-type” is picked because separation into active and passive nodes is similar to the separation of social networks into “influencers” and “followers”. The latter participants get input from the former ones, but not vice versa. In physics, there are several prominent models of such type. In a restricted many-body problem in celestial mechanics, one considers several heavy bodies that interact and move according to the gravitational forces they produce. Additionally, light bodies move in the gravitational field created by the heavy ones but do not produce gravitational forces themselves (in fact, these forces are neglected in this setup). Another situation is modeling of two-dimensional turbulence by a motion of point vortices [19]. The vortices move as interacting fluid particles, while other particles, like passive tracers, follow the velocity field created by vortices but do not contribute to it.

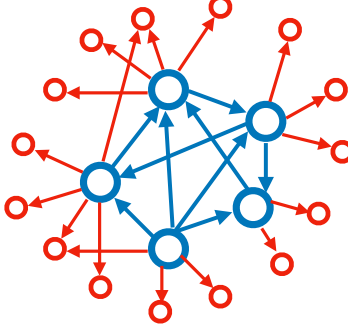


FIG. 1. Illustration of a social-type network. Central blue units are active, they interact with each other, but do not get inputs from passive units (peripheral red ones). The passive units are driven by the active ones, and do not interact with each other.

Below we construct the STN by taking a symmetric Kuramoto-Battogtokh network, and equipping it with additional passive oscillators. We will mainly consider a situation where the number of passive units is much larger than the number of active ones. The model will be introduced in Section II. In Section III we will illustrate the dynamics of passive units, and in Section IV will perform its statistical evaluation.

II. BASIC MODEL

We consider a network consisting of N active phase oscillators φ_n and M passive phase oscillators ϑ_m . Both are uniformly distributed in space on a ring $[0, 1)$, the coordinates of active units are $x_n = (n - 1)/N$, $n = 1, \dots, N$; the coordinates of passive units are $y_m = (m - 1)/M$, $m = 1, \dots, M$. All oscillators have identical frequency (which we set to zero choosing the appropriate rotating reference frame), and are nonlocally coupled:

$$\dot{\varphi}_n = \frac{1}{N} \sum_{k=1}^N G(x_k - x_n) \sin(\varphi_k - \varphi_n - \alpha), \quad n = 1, \dots, N, \quad (1)$$

$$\dot{\vartheta}_m = \frac{1}{N} \sum_{k=1}^N G(x_k - y_m) \sin(\varphi_k - \vartheta_m - \alpha), \quad m = 1, \dots, M. \quad (2)$$

One can see that this coupling implements an STN: while active oscillators are mutually coupled, passive ones just follow the force from the active ones.

In previous literature, several coupling kernels $G(\cdot)$ has been explored. Kuramoto and Battogtokh [1] used an exponential kernel, Abrams and Strogatz [2] used a cos-shaped one.

We will follow the latter option, and set G as

$$G(x) = 1 + A \cos(2\pi x) . \quad (3)$$

Parameters $A = 3/4$ and $\alpha = \pi/2 - 0.05$ are fixed throughout the paper.

Nontrivial properties in the social-type network (1),(2) can be expected if the number of active oscillators N is not too large. Indeed, in the thermodynamic limit $N \rightarrow \infty$ the field created by active oscillators is stationary (in a certain rotating reference frame), and the dynamics of passive oscillators in this field is trivial. In contradistinction, for relatively small N there are significant finite-size fluctuations, which, as we will see, lead to nontrivial effects. On the other hand, it is known that chimera in a very small population is a transient state [20]. Below in this paper we choose $N = 32$; for the parameters chosen chimera in Eqs. (1) is strongly fluctuating and has a long life time.

III. VISUALIZATION OF CHIMERA

In Fig. 2 we illustrate the chimera state in the set of active units φ_k . We show the distance between the states of neighboring active oscillators $D_k = |\sin(\frac{\varphi_{k+1} - \varphi_k}{2})|$. This quantity is close to zero if the phases φ_k and φ_{k+1} are nearly equal, and is 1 if the phase difference is π . In Fig. 2 the black region corresponds to a coherent domain of chimera (all the phases here are nearly equal), and the rest with red/yellow colors is the disordered state.

Next we illustrate what happens to passive oscillators in the regime depicted in Fig. 2. In Fig. 3 we show a snapshot of the states of active and passive oscillators. It has following features:

1. First we mention that the passive elements which have exactly the same positions as the active ones, attain the same state. This is due to the fact that although initial conditions are different, these pairs are driven by exactly the same field, and the conditional Lyapunov exponents are negative (see a detailed discussion of Lyapunov exponents below), so that active and passive oscillators synchronize.
2. The active oscillators show typical for chimera domains where the phases are nearly equal (here $0.18 \lesssim x \lesssim 0.4$), and another one, where neighboring elements do not have close phases. In contradistinction, close in space passive oscillators typically have also

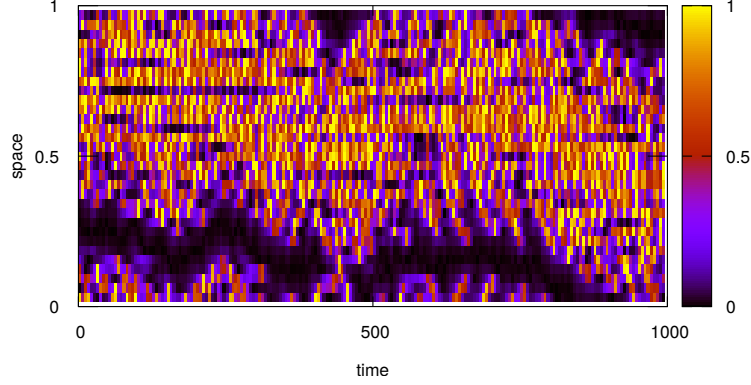


FIG. 2. Chimera in a set of 32 active units (1). Color coding shows the distances between neighboring units D_k , as function of time. Black region corresponds to a synchronized domain, yellow-red irregular pattern to the desynchronized one. The position of the synchronized domain experiences a random walk, so that the dynamics on the long time scale is ergodic - each oscillators participates in synchronous and asynchronous motions.

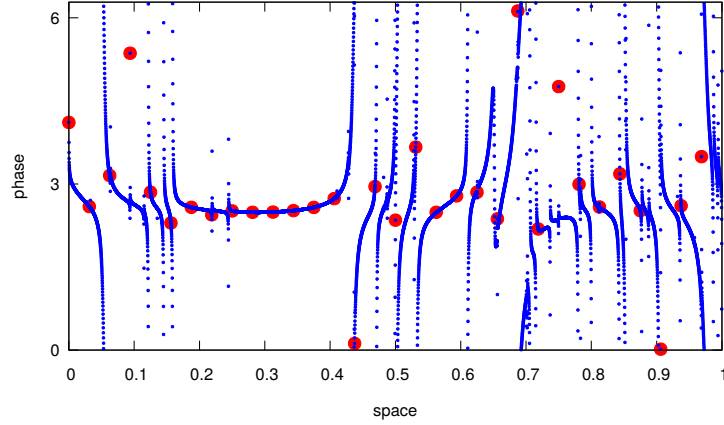


FIG. 3. A snapshot of an STN with $N = 32$ active units (large red filled circles) and $M = 8192$ passive units (blue dots).

close values of the phases. Visually this appears as a continuous profile of passive phases values. Of course, this profile cannot be exactly continuous because of phase slips, which are also clearly visible in Fig. 3 (e.g., at $x \approx 0.21$ and at $x \approx 0.24$). Such a phase slip disappears due to finite spacing between passive elements and the stabilizing role of the negative Lyapunov exponent. Thus, passive oscillators possess certain degree of regularity also in the domain where active oscillators are disordered.

IV. STATISTICAL PROPERTIES

A. Cross-Correlations

To characterize the level of regularity of passive units, we calculate the cross-correlation between the phases. Here, as has been shown in Ref. [18], it is important to use a proper observable. Indeed, because the rotations of passive phases are not free, their distribution is not uniform – this can be clearly seen in Fig. 3, where the phases in the disordered domain are concentrated around the value $\vartheta \approx 2.5$. In Ref. [18], where the Kuramoto model on a STN was treated, the transformation from the inhomogeneous phase ϑ to a homogeneous observable θ was performed using the local instantaneous complex order parameter $z = \langle e^{i\vartheta} \rangle_{loc}$ by virtue of the Möbius transform

$$\exp[i\theta] = \frac{\exp[i\vartheta] - z}{1 - z^* \exp[i\vartheta]}. \quad (4)$$

In the chimera setup of this paper, we cannot properly define a local complex order parameter due to strong finite-size fluctuations. Instead, we use transformation (4) with the global order parameter of active oscillators

$$z = \frac{1}{N} \sum_n e^{i\varphi_n}.$$

After the transformation (4) is performed, the cross-correlation between passive oscillators is calculated according to

$$c\left(\frac{m}{M}\right) = |\langle e^{i(\theta_k - \theta_{k+m})} \rangle| \quad (5)$$

where the averaging is performed over all the pairs of passive phases and over a long time interval. The latter has been chosen long enough that every oscillator was both in regular and irregular domains. The correlation function (5) is shown in Fig. 4, for $N = 32$ and $M = 8192$. One can see that the correlation function tends to one as $\Delta y = \frac{m}{M}$ tends to zero, what corresponds to the mentioned above continuity of the phase profiles. At large Δy the correlations are low; this is the advantage of using the “cleansed” observable θ instead of the original phase ϑ , for the latter the cross-correlations do not drop below 0.4.

B. Lyapunov exponents

In the context of STNs, there is a twofold application of the Lyapunov exponents (LEs). Usual LEs can be defined for a set of active particles, some of them are positive what

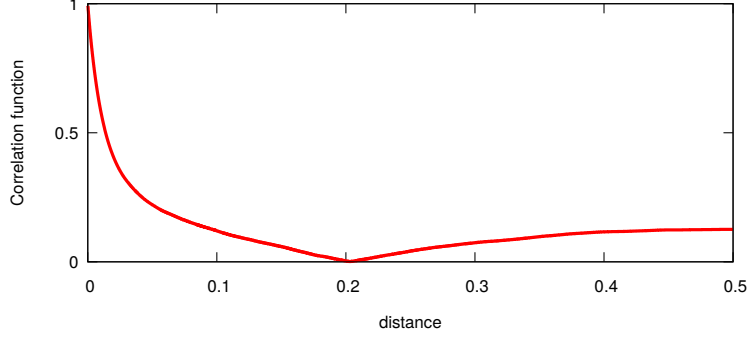


FIG. 4. Cross-correlations in a chimera regime with $N = 32$ active and $M = 8192$ passive units, calculated according to (5).

corresponds to turbulent dynamics depicted in Fig. 2. For passive oscillators, the LEs have a meaning of transversal Lyapunov exponents. Indeed, because passive units do not act on other oscillators, the system (1),(2) is a skew one, and linearization of Eqs. (2) for passive oscillators leads to a set of independent one-dimensional equations for perturbations

$$\dot{\delta\vartheta}_m = -\delta\vartheta_m \frac{1}{N} \sum_{k=1}^N G(x_k - y_m) \cos(\varphi_k - \vartheta_m - \alpha) , \quad (6)$$

from which the transversal LEs (they depend on the position y_m), can be expressed as

$$\lambda_t(y) = - \left\langle \frac{1}{N} \sum_{k=1}^N G(x_k - y_m) \cos(\varphi_k - \vartheta_m - \alpha) \right\rangle . \quad (7)$$

Calculated in this way transversal LEs are shown in Fig. 5. They are all negative, with the minimum at the central position between the active units.

The interpretation of the transversal LEs is as follows. If there are two passive units at exactly the same position on the ring but with different initial conditions, then they will eventually approach each other and synchronize. Quantity λ_t gives the average rate of this exponential approach. In particular, if a passive unit is at the same position as an active one, they will synchronize with the average rate $\lambda_t(0)$. The result of this synchronization has been already discussed in Section III.

Negative transversal LEs explain also correlations of neighboring passive units (Fig. 4). Indeed, neighboring sites (distance Δy) experience different forcing fields, therefore they cannot synchronize completely. Instead, one can write a model linear equation for the difference of states of passive units

$$\Delta\vartheta \approx -|\lambda_t| \Delta\vartheta + \Delta h , \quad (8)$$

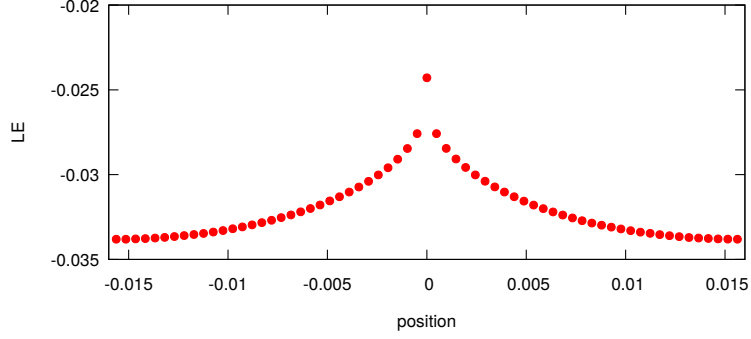


FIG. 5. Transversal LEs vs position on the ring, for $N = 32$. Due to periodicity with $1/N$, only the interval $-1/2N < y < 1/2N$ around an active unit at $y = 0$ is shown.

where

$$\Delta h \approx \Delta y \frac{1}{N} \sum_{k=1}^N \frac{\partial G(x_k - y)}{\partial y} \sin(\varphi_k - \vartheta - \alpha)$$

is the difference in the forcing. One can roughly estimate $\Delta\vartheta \approx \Delta h/|\lambda_t|$, i.e. neighboring passive units nearly synchronize for small Δy . This picture is however, not exact, as the discussion in next section shows.

C. Intermittency of satellites

Here we focus on passive units that are extremely close to the active ones. We call them “satellites”, and the corresponding active unit the “host”. In the Kuramoto model, such satellites are perfectly synchronized to the host [18] (similar to the restricted many-body problem in gravitational dynamics, where light particles in a vicinity of a heavy body do not leave this vicinity). In the present chimera setup, we however observe a different behavior. An inspection of Fig. 3 shows that indeed in many cases the satellites are close to the hosts (these cases are represented by blue “lines” passing through red dots). However, there are at least three hosts which are detached from the satellites (these are isolated red dots at $x \approx 0.075, 0.74, 0.97$).

Such a behavior is not covered by the simple relation (8). The reason is in the fluctuations of the transversal LE, not taken into account in relation (8). Such fluctuations may generally lead to so-called modulational intermittency [21], and this happens also here. On average the transversal LE is negative, but the values of quantity (7) averaged over a finite time interval may be positive. In this case an equation of type (8) results in an amplification of

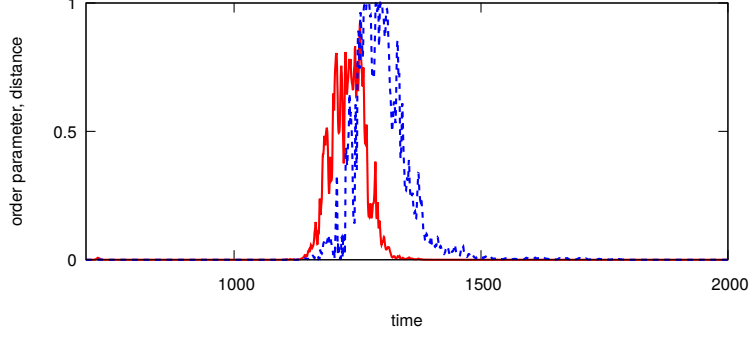


FIG. 6. Illustration of intermittency in the satellites' dynamics. Red line: $1 - |z_s|$; blue dashed line: distance D . Outside of the burst $1 - |z_s| \approx D \approx 0$. The burst has three stages. (i) first $|z_s|$ decreases from one, but D remains small; here the satellites are spread around the host. (ii) Both $1 - |z_s|$ and D are large, satellites are spread away from host. (iii) $|z_s| \approx 1$ but D is large; satellites form a small cluster away from the host.

distances, and the satellites detach from the host. It may take a long transient time until they attach again. This process is indeed intermittent, as Fig. 6 illustrates. In this figure we take $L = 32$ passive satellites ϑ_k of an active host, which are spread in the vicinity of size $-10^{-5} \leq \Delta y \leq 10^{-5}$. To characterize these satellites, we calculate their complex order parameter (using cleansed phases θ)

$$z_s = \frac{1}{L} \sum_{k=1}^L e^{i\theta_k}$$

and depict in Fig. 6, as functions of time, the absolute value $|z_s|$ and the distance from the host φ measured as $D = |\sin \frac{\arg(z_s) - \varphi}{2}|$. Most of the time $|z_s| \approx 1$ and $D \approx 0$, what means that all the satellites are in a small neighborhood of the host. However, there is a burst where the satellites spread ($|z_s|$ is as small as 0.2) and detach from the host. At the final stage of the burst, the satellites congregate ($|z_s| \approx 1$), but nevertheless remain remote from the host (D is large). This is a quite unusual state, which we attribute to the fact that the transversal Lyapunov exponent is smaller in absolute value close to the host, as one can see from Fig. 5. There is quite a long time interval $1300 \lesssim t \lesssim 1500$, where the satellites stay together but are detached from the host. This observation explains “lonely active units” in Fig. 3.

V. CONCLUSION

In this paper we considered a special class of networks - social-type networks STNs. From the mathematical viewpoint, they are skew systems: one active network with interconnections, which drives another, passive network. Moreover, we assume that there are no interconnections in the passive subnetwork, so that it consists of individual driven elements. Furthermore, it is natural to assume that the number of active elements is small, and the number of passive units is large. This configuration mimics what really is observed in the social networks like the facebook [22, 23]. We, however, consider the effects related to STN for oscillatory systems. We have considered both active and passive oscillators forming a symmetric ring, with long-range interactions. Active oscillators form a chimera pattern, with a synchronous and an asynchronous domains on a ring. Our main focus was on the dynamics of passive units. We have demonstrated that they are rather correlated, what is explained by negative transversal Lyapunov exponents. A remarkable intermittent dynamics is demonstrated by passive units (satellites) which are very close to an active host. Most of the time the satellites follow the host, but there are bursts where they detach and leave the host to move for certain time alone; after that the satellites again attach to the host. Probably, such a behavior by followers could be observed in social networks as well.

We stress here that essential for our analysis was a rather small number of active oscillators. The role of this number is twofold: first, it leads to fluctuations of the force driving passive elements, and second, it leads to weak turbulence of the active oscillators which restores ergodicity in the system. Let us briefly discuss, how the effects change for large active population sizes N . In this case chimera will move so slowly that the time where ergodicity establishes is not available. Thus, one should distinguish passive oscillators in the synchronous and the asynchronous domains. Even larger effect on the dynamics of passive elements is due to smallness of finite-size fluctuations. Indeed, in the thermodynamic limit $N \rightarrow \infty$ the field acting on oscillators is stationary in the proper rotating reference frame. Thus, passive elements will have negative LEs in the synchronous domain, and vanishing LEs in the asynchronous domain. The correlations, which are due to negative LEs, disappear in this limit, and can be expected to be very weak for large population sizes N .

ACKNOWLEDGMENTS

The work was supported by the Russian Science Foundation (grant Nr. 17-12-01534) and by DFG (grant PI 220/22-1).

- [1] Y. Kuramoto and D. Battogtokh. Coexistence of coherence and incoherence in nonlocally coupled phase oscillators. *Nonlinear Phenom. Complex Syst.*, 5:380–385, 2002.
- [2] D. M. Abrams and S. H. Strogatz. Chimera states for coupled oscillators. *Phys. Rev. Lett.*, 93(17):174102, 2004.
- [3] C. R. Laing. The dynamics of chimera states in heterogeneous Kuramoto networks. *Physica D: Nonlinear Phenomena*, 238(16):1569 – 1588, 2009.
- [4] G. Bordyugov, A. Pikovsky, and M. Rosenblum. Self-emerging and turbulent chimeras in oscillator chains. *Phys. Rev. E*, 82(3):035205, 2010.
- [5] O E Omel’chenko. Coherence-incoherence patterns in a ring of non-locally coupled phase oscillators. *Nonlinearity*, 26(9):2469, 2013.
- [6] Jianbo Xie, Edgar Knobloch, and Hsien-Ching Kao. Multicluster and traveling chimera states in nonlocal phase-coupled oscillators. *Phys. Rev. E*, 90:022919, Aug 2014.
- [7] Yuri L. Maistrenko, Anna Vasylenko, Oleksandr Sudakov, Roman Levchenko, and Volodymyr L. Maistrenko. Cascades of multiheaded chimera states for coupled phase oscillators. *International Journal of Bifurcation and Chaos*, 24(08):1440014, 2014.
- [8] Yuri Maistrenko, Oleksandr Sudakov, Oleksiy Osiv, and Volodymyr Maistrenko. Chimera states in three dimensions. *New Journal of Physics*, 17(7):073037, 2015.
- [9] Mark J Panaggio and Daniel M Abrams. Chimera states: coexistence of coherence and incoherence in networks of coupled oscillators. *Nonlinearity*, 28(3):R67–R87, 2015.
- [10] L. Smirnov, G. Osipov, and A. Pikovsky. Chimera patterns in the Kuramoto-Battogtokh model. *Journal of Physics A: Mathematical and Theoretical*, 50(8):08LT01, 2017.
- [11] M. Bolotov, L. Smirnov, G. Osipov, and A. Pikovsky. Simple and complex chimera states in a nonlinearly coupled oscillatory medium. *Chaos*, 28(4):045101, 2018.
- [12] Oleh E Omel’chenko and Edgar Knobloch. Chimerapedia: coherence–incoherence patterns in one, two and three dimensions. *New Journal of Physics*, 21(9):093034, 2019.

- [13] A. Yeldesbay, A. Pikovsky, and M. Rosenblum. Chimeralike states in an ensemble of globally coupled oscillators. *Phys. Rev. Lett.*, 112:144103, Apr 2014.
- [14] Lennart Schmidt, Konrad Schönleber, Katharina Krischer, and Vladimir García-Morales. Co-existence of synchrony and incoherence in oscillatory media under nonlinear global coupling. *Chaos*, 24(1):–, 2014.
- [15] Lennart Schmidt and Katharina Krischer. Clustering as a prerequisite for chimera states in globally coupled systems. *Phys. Rev. Lett.*, 114:034101, Jan 2015.
- [16] M. Zaks and Pikovsky. Chimeras and complex cluster states in arrays of spin-torque oscillators. *Scientific Reports*, 7:4648, 2017.
- [17] R. J. Goldschmidt, A. Pikovsky, and A. Politi. Blinking chimeras in globally coupled rotators. *Chaos*, 29(7):071101, 2019.
- [18] F. Peter, C. C. Gong, and A. Pikovsky. Microscopic correlations in the finite-size Kuramoto model of coupled oscillators. *Phys. Rev. E*, 100:032210, 2019.
- [19] Gregory L. Eyink and Katepalli R. Sreenivasan. Onsager and the theory of hydrodynamic turbulence. *Rev. Mod. Phys.*, 78:87–135, Jan 2006.
- [20] M. Wolfrum and O. E. Omel’chenko. Chimera states are chaotic transients. *Phys. Rev. E*, 84:015201, Jul 2011.
- [21] A. Pikovsky, M. Rosenblum, and J. Kurths. *Synchronization. A Universal Concept in Non-linear Sciences*. Cambridge University Press, Cambridge, 2001.
- [22] J. Gerson, A. C. Plagnol, and P. J. Corr. Passive and Active Facebook Use Measure (PAUM): Validation and relationship to the Reinforcement Sensitivity Theory . *Personality and Individual Differences*, 117:81–90, 2017.
- [23] B. M. Trifiro and J. Gerson. Social media usage patterns: Research note regarding the lack of universal validated measures for active and passive use. *SocialMedia + Society*, pages 1–4, 2019.