

Designing intramolecular singlet-fission materials using indeno[1,2-b]fluorene dimers: A DMRG and TDDFT study.

Sumit Naskar¹, Mousumi Das^{*1}

¹*Department of Chemical Sciences, Indian Institute of Science Education and Research Kolkata, Mohanpur - 741246, India, email: mousumi@iiserkol.ac.in*

Abstract

Low-lying excited states for indeno[1,2-b]fluorene homo dimers with or without benzene spacers are calculated using the Density Matrix Renormalization group (DMRG) approach within Pariser-Parr-Pople (PPP) model Hamiltonian. DMRG calculations suggest that all the dimers studied here satisfy the essential energy conditions for SF. SF is a multiexciton generation process. As it is spin allowed, the process is very fast. By generating multiple exciton at a time SF underestimate SQ limit to enhance photo-conversion efficiency of single junction solar cells. Frontier orbital calculation through Density Functional Theory (DFT) depicts orbital localization of triplets on either side of the covalent spacers. Which supports the entangled triplet-triplet state $^1(TT)$. Here the process is intramolecular (iSF), which has many advantages over the intermolecular (xSF) process, as in intermolecular process the SF process is highly dependent on the crystal packing, defects, dislocations etc. The entangled $^1(TT)$ state for xSF is localized on both of the chromophores, thus the appropriate crystal packing is essential for xSF. However iSF does not depend on the crystal packing. Our DMRG calculation and TDDFT calculation are in well agreement with experimental results found in the literature. Thus indeno[1,2-b]fluorene homo dimers can be applicable in iSF application.

1 INTRODUCTION

Indeno[1,2-b]fluorene (IF) is a conjugated, antiaromatic $4n\pi$ polycyclic hydrocarbons system contains 20 Carbon atoms and it has singlet diradical character at ground state.¹⁻⁴ This kind of polycyclic hydrocarbon systems are rigorously studied due to their robust molecular structure.⁵ Recently these kind of systems are in the center of interest due to their opto-electronic properties and device applications.^{6,7} One interesting optical property of IF is intermolecular singlet-fission (xSF) (schematically shown in Fig1) in which one excited singlet exciton produces two or more excited triplet excitons through a charge transfer state $^1(TT)$ and satisfies the energy criteria given by Paci et al.⁸ as:

$$E(S_0 - S_1) \geq 2E(S_0 - T_1) \quad (1)$$

and

$$E(S_0 - T_2) > 2E(S_0 - T_1) \quad (2)$$

The first equation is necessary energy condition for SF and the 2nd equation causes low and slow recombination of triplet pairs. The newly generated entangled triplet pair $^1(TT)$ can be annihilated in three possible ways:⁸

1. The pair can be annihilated to form $S_0 + S_0$ state and the process is very exoergic and slow.
2. During fission there can be dephasing between the triplet pair which can be very fast. Due to this dephasing there will not be any correlation between the triplets, thus annihilation of them can cause a overall

triplet or a quintet (Q) state. Now annihilation to produce a $Q_1 + S_0$ state is very much endoergic and yield of $T_1 + S_0$ requires exoergic transfer of the triplet excitons.

3. Only annihilation to yield T_2 and S_0 is almost isoergic and very fast.

That is why the 2nd condition for SF occurred as if the $^1(TT)$ is almost isoergic to next higher excited triplet state then the pair can be annihilated to form T_2 , which is not desirable for the long lifetime of the triplet pairs.

As the triplets are in the odd spin parity symmetry the SF process is spin allowed and thus quite fast. This SF phenomenon is so strong that it can be used as the quantum efficiency enhancer of single junction solar cells by modulating the theoretical limit of photo conversion efficiency known as Shockley-Queisser (SQ) limit. It can be used as active catalyst as it can generate multiple electrons at a time. However the xSF phenomenon depends on the transfer of charge to the nearest neighbour. Thus the chromophore should be densely packed without any defect. But in practice there would be defects and dislocations and structural heterogeneity. Thus molecules with xSF are found to be difficult in solid phase to produce SF mechanism although one single molecule satisfies the energy criterion given in equation (1) and (2). The possible way out is intramolecular singlet-fission (iSF). In this process there are molecular dimers rather than the monomers and the dimers are made by the monomers with or without covalent spacers. The yield of these triplet pair is $\sim 30\%$ before 2015. In 2015 Zirzmeier et al. reported the triplet yield of 156% and Samuel N. Sanders et al. reported

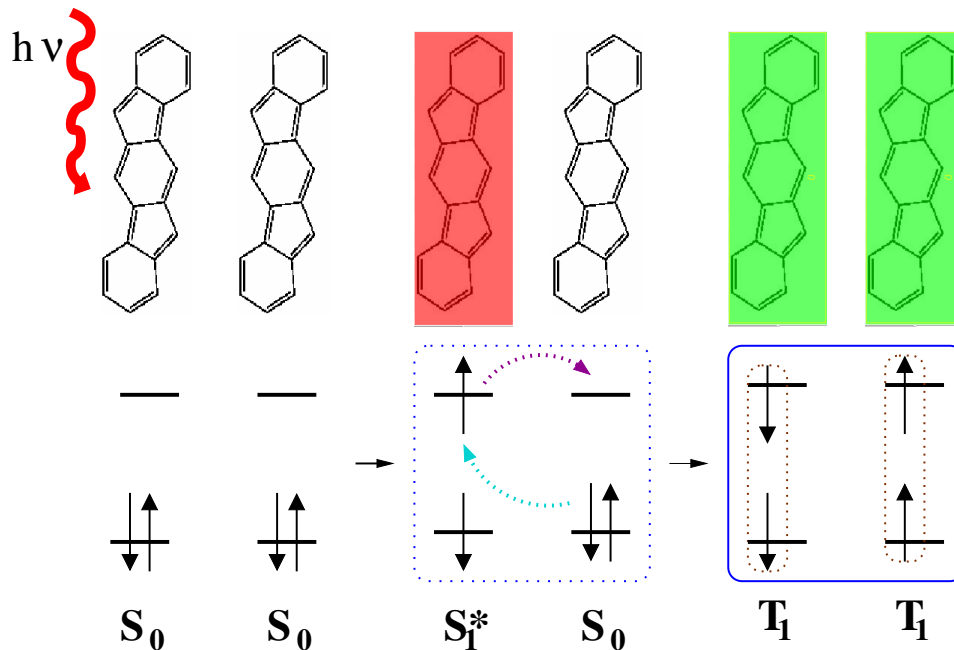
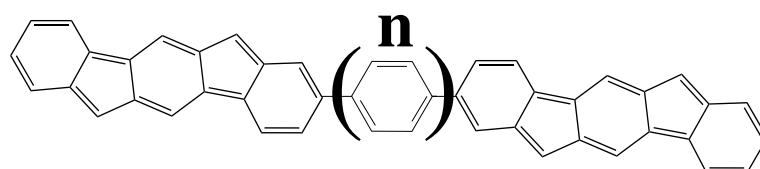


Figure 1: **Schematic diagram of xSF**

the yield of 170%.^{9,10} The iSF mechanism found by different group occurred in dilute solution phase rather than solid crystalline phase or dense solution phase, which almost completely remove the structural heterogeneity and defects occurred during xSF process. iSF process is governed by the localized triplet states on the molecular fragment, which came from the diffusion of excited triplets of one fragment of the dimer. In Fig 3, 4 and 5 it can be clearly shown that the coupled $^1(TT)$ state are localized on the optimized triplet geometry of the dimers.

Here in our study we choose equivalently linked indent[1,2-b]fluorine diners with (oligopoly)f- ethylene spacers ($n=0,1,2$) (Fig2) named as B0, B1, B2.

The two-photon absorption levels ($2A_g$) are below the S_0-S_1 level observed for all the dimers studied. Thus these systems shows exoergic transfer of



Indeno[1,2-b]fluorene dimers ($n=0-2$) B_0 , B_1 , B_2

Geometry Optimized in DFT B3LYP/6-31G(d,p) level of theory

Figure 2: Indeno[1,2-b]fluorene dimers B_0 , B_1 , B_2

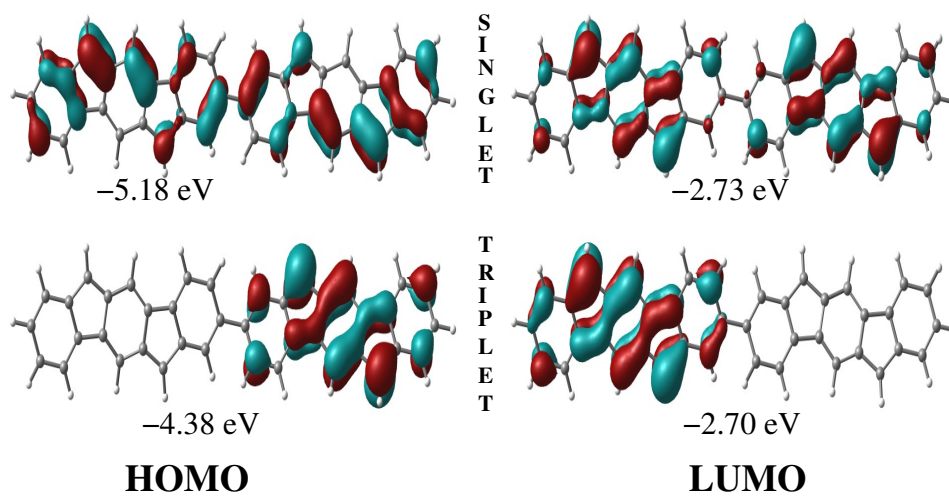


Figure 3: Frontier orbitals of B_0 singlet ground state and triplet state

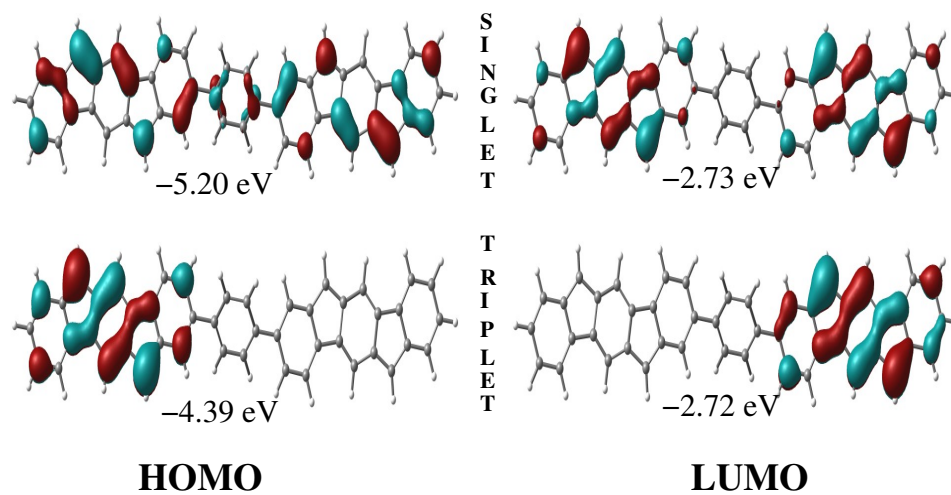


Figure 4: Frontier orbitals of B1 singlet ground state and triplet state

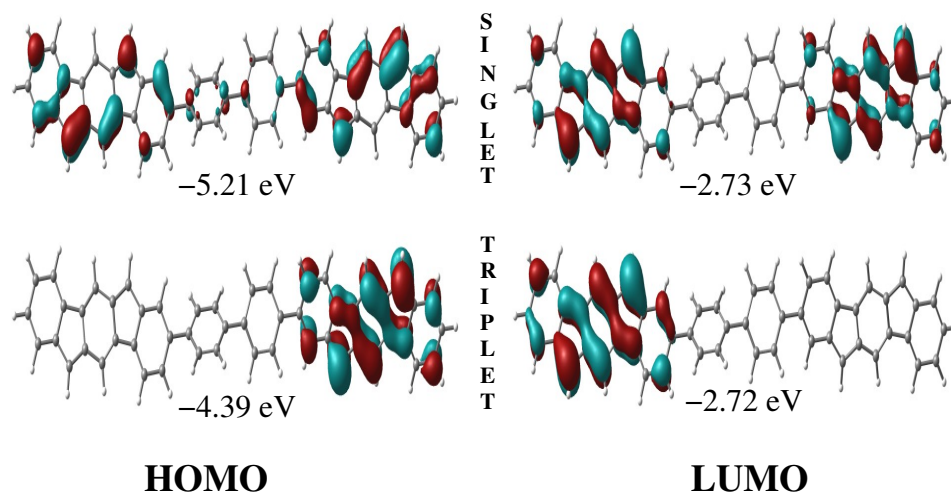


Figure 5: Frontier orbitals of B2 singlet ground state and triplet state

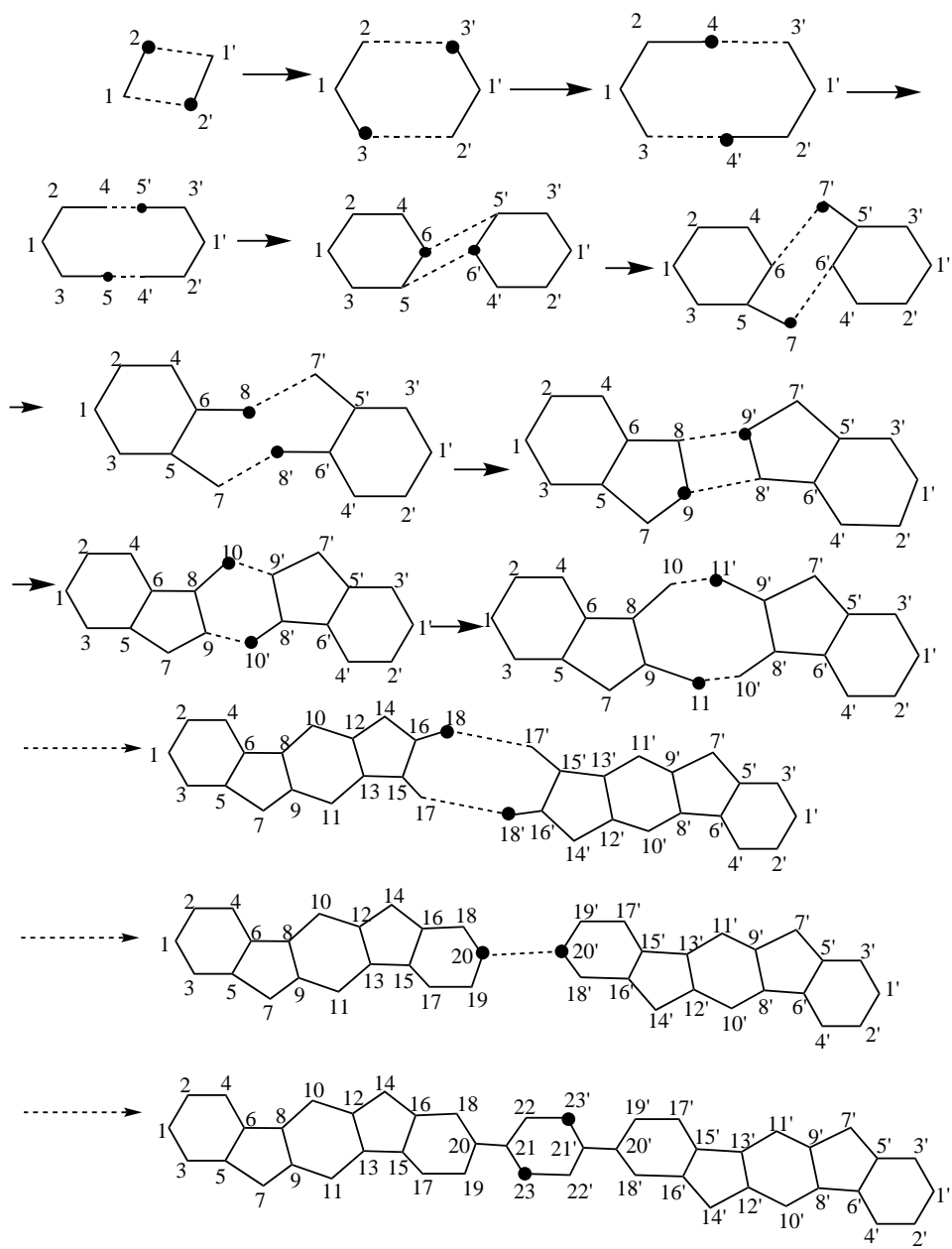


Figure 6: **Connectivity scheme of covalently linked indeno[1,2-*b*]fluorene dimer**

excitons as it is observed theoretically in the monomer. Figure 3, 4 and 5 shows the delocalised singlet state of B0, B1 and B2 all over the molecules as it was previously found for the triisopropylsilylacety-lene (TIPS) substituted pentacene dimer reported by Samuel N. Sanders et al and it is differed from the report from Zirzmeier group.^{9,10}

2 COMPUTATIONAL APPROACH

Conjugated systems follows $4n$ and $4n+2$ Hückel rule, i.e they have $4n$ or $4n+2$ no. of π electrons in the p_z orbital while the σ electrons form sp^2 hybridized backbone. Earlier these interacting π -electronic systems are described by Pariser-Parr-Pople model (PPP) Hamiltonian as the Hamiltonian (PPP) physically and numerically depicts the π electronic configuration at the valence orbitals of these systems.¹¹⁻¹³ Which includes long range hopping of π electron along with on-site Hubbard interaction U .¹⁴

$$H_{PPP} = - \sum_{ij,\sigma} t_{ij} (\hat{a}_{i,\sigma}^\dagger \hat{a}_{j,\sigma} + H. c.) + \sum_i \hat{n}_i \epsilon_i + \frac{1}{2} \sum_i U_i \hat{n}_i (\hat{n}_i - 1) + \sum_{i,j} V_{i,j} (\hat{n}_i - z_i)(\hat{n}_j - z_j) \quad (3)$$

where $\hat{a}_{i,\sigma}^\dagger$ ($\hat{a}_{i,\sigma}$) creates (annihilates) a π electron in the p_z orbital on atom site i with spin σ . $n_i = \sum_\sigma n_{i,\sigma}$ is the total no. of electrons on atom i .

ϵ_i is the site energy and z_i is the local chemical potential which is one for carbon atom. t_{ij} is the long range hopping matrix element (transfer integral) for bonded pair of atoms i and j . U_i is the on-site Hubbard repulsion term and V_{ij} is the inter-site coulomb repulsion term can be parametrized under Ohno's parametrization scheme.¹⁵

$$V_{ij} = 14.397 \left[\left(\frac{28.794}{U_i + U_j} \right)^2 + r_{ij}^2 \right]^{-\frac{1}{2}} \quad (4)$$

For carbon atom U_C is 11.26 eV and t_{ij} is -2.4 eV for C-C bond length 1.397 (Å) in benzene. For bond length alteration the hopping matrix element t_{ij} can be extrapolated using the relation

$$t_{ij} = -2.4 \left(1 - \frac{\delta_{ij}}{r_{ij}} \right) \quad (5)$$

where $\delta_{ij} = (r_{ij} - 1.397)\text{\AA}$ and r_{ij} is the C-C bond length in test molecules. The atomic site energy for carbon atom ϵ_i is 0 eV. The PPP Hamiltonian can conserve total spin. Thus spin symmetry can be used for reducing the dimensionality of the Hamiltonian matrix and hence the computational effort. All the systems described here possesses inherent C_2 symmetry along the axis perpendicular to the molecular plane. For systems possessing C_2 symmetry the ground (A) state and first dipole allowed state (B) are in even spin parity subspaces. The dipole-forbidden, two photon state (2A) has also even spin parity. The triplet states lie in the odd spin parity subspace. This spin parity can be used to calculate the low lying excited states for both singlet and triplet energy sub-spaces. Here we have employed spin adapted Slater basis for the first four site of these systems.¹⁶ The resultant basis is non-orthogonal but linearly independent. Thus in this basis the Hamiltonian matrix will be non-symmetric. Rettrup’s modification and Davidson algorithm is employed to obtain few excited states. All the assumptions are implemented in the Hamiltonian (PPP).

Here we employed symmetrized Density Matrix Re-normalization technique (DMRG). Density matrix can be formulated considering symmetries. In DMRG scheme initially we started with four sites and the Hamiltonian matrix is exactly diagonalizable under PPP Hamiltonian scheme. All those molecules are built up by considering two sites at a time at the interior. The connectivity schemes are shown in Figure(6). All the other structures can be constructed from these schemes. To calculate the low-lying excitations (optical) it is useful to introduce spatial symmetry as well as spin symmetry. The molecules we studied have inherent C_2 symmetry about an

axis perpendicular to the plane of the molecules as stated before and we employed spin parity symmetry. Later we split-up the Hilbert space into even and odd spin parity. The ground state is in A subspace and in eA spin parity. The optically allowed state which is strongly coupled to the ground state lies in the even parity subspace eB and it is called one photon state. The dipole forbidden two photon state is also in the even parity subspace $2{}^eA$. The triplet states are in odd parity sub-spaces. We first calculated the Density of these (A and B) sub-spaces. Average of these matrices were used to produce highest number of eigenvalues and eigenvectors in re-normalization scheme.

All the structures are optimized in *gaussian09* using Density Functional theory within B3LYP exchange correlation functional and 6-31g(d,p) basis set.¹⁷⁻¹⁹ The optimized geometries are shown in Figure(2).

Along with the DMRG calculation we have carried out Time Dependent Density Functional Theory (TD-DFT) calculation for these molecules. We have consider the first 10 excited states and calculated both $S_0 - S_1$, $S_0 - T_1$ gap and oscillator strength (f) and from there we calculated desired energy gaps to compare the results obtained from DMRG calculation.

3 RESULTS AND DISCUSSION

We calculated the low-lying excited energy ordering of indeno fluorene . To observe iSF we form the dimer of these molecules through benzene bridge and compared the results obtained in DMRG scheme for the singlet dimers (D) to the triplet state energies of the monomers (M). Next we have calculated the excited energy of these systems (both monomer and dimer) in time dependent density functional (TDDFT) method.

The calculations showed that due to the dimerization the absorption maxims for the systems fall subsequently ~ 0.5 eV. The first excited triplet energy is 0.84 eV. Thus the thermalization loss can be minimized. In case of xSF the crystal packing plays a major role as the electron transfer rate constant depends on the molecule to molecule distance in a molecular crystal. The covalent benzene spacers did not change energy of the first excited state of the dimer with no benzene spacers much.

The frontier molecular orbital calculation shows for triplet the HOMO and LUMO consisting of localized orbitals. Which indicates the coupled $^1(TT)$ state. In case of xSF this state is localized of two adjacent chromophore. But in this case this state is localized on a single molecular dimer in either side of the covalent bridge. This $^1(TT)$ state is the seed for efficient singlet fission and formation of this state discard the possibility of triplet-triplet annihilation. As this state is non-fluorescent it is very difficult to find out this state. Recently there are some spectroscopic signatures of the state are found experimentally while observing transient absorption spectrum for different molecules.²⁰ In a review in 2018 by Kim and Zimmerman discussed

the necessity of consideration of this coupled state in detail.²¹

Table 1: **Computed values for indeno-fulorene dimers**

Molecule	Method	$S_0 - S_1$ (D)(eV)	$2A_g$ (D)(eV)	$S_0 - T_n$ (M)(eV)	μ (debye)/f
B0	DMRG	2.14	1.90	0.84	0.82
		3.02		1.84	0.09
		3.07			4.27
		3.28			0.58
		3.45			2.98
	TD-DFT	1.89	1.91	0.90	0.03
		2.24		2.10	0.00
		2.24			0.00
		2.43			1.12
		2.49			0.01
B1	DMRG	2.20	1.83	0.86	0.05
		2.91		1.84	0.05
		3.43			0.05
		3.62			0.09
	TD-DFT	1.91	1.92	0.90	0.03
		2.32		2.10	0.01
		2.32			0.00
		2.45			1.20
B2	DMRG	2.28	1.85	0.86	0.19
		3.26		1.84	0.05
		3.75			0.05
		3.86			0.09
		3.90			0.05
	TD-DFT	1.91	1.92	0.90	0.03
		2.36		2.10	0.00
		2.36			0.00
		2.45			0.07
		2.46			0.54

3.1 Comparison with experimental results

The computed values in both DMRG and TDDFT scheme are in excellent agreement with the experimental results. In the year 2010 Jinseck Kim *et al.* synthesized conjugated copolymers based on indeno-fluorene skeleton. They synthesized four co-polymers named PIF-DBT35, PIF-DBT50, PIF-DTP35 and PIF-DTP50, where IF refers indeno-fluorene, and found their absorption maxima in chloroform solvent at 547 nm (2.26 eV), 550 nm (2.25 eV), 638 nm (1.94 eV) and 645 nm (1.92 eV) respectively.²² These values are in excellent agreement with the computed DMRG and TDDFT values for $S_0 - S_1$ as given in table:1. Recently Ying Sun *et al.* also synthesized indeno-fluorene based conjugated copolymers. The three co-polymers named PIDFDQ, PIDFDPP and PIDFPyT, where IDF refers indeno-fluorene, and found their absorption maxima in chloroform solvent at 551 nm (2.25 eV), 668 nm (1.85 eV) and 561 nm (2.21 eV) respectively.²³ These values are in excellent agreement with the computed DMRG and TDDFT values as given in table:1. The experimental observation also shows the absorption maxima does not change much in thin film rather solution.^{22, 23}

Unfortunately we did not find any triplet excitation energy for indeno fluorene monomer.

4 CONCLUSION

We conclude that indeno[1,2-b]fluorene which poseses xSF, can also applicable as iSF materials. The localization of triplet frontier orbitals are signature of coupled 1TT state which can dissociates to the inorganic solar cell materials. The sudden surge in the charge carrier density increases the current. Hence the SQ limit, which is a theoretical barrier for efficiency of single junction solar cell can be underestimated. The advantage of iSF is that there is nothing to worry about the crytal packing which plays a important role in charge transfer in xSF process. Our calculation shows that the observed absorption maximas are very close to the experimental observation. Thus indeno[1,2-b]fluorene can be utilized both as xSF and iSF materials.

5 ACKNOWLEDGMENT

Authors acknowledge financial support from Department of Science and Technology, Government of India through a SERB Fast-Track Grant SB/FT/CS-164/2013 and IISER Kolkata.

References

- [1] Yoshito Tobe. Quinodimethanes incorporated in non-benzenoid aromatic or antiaromatic frameworks. *Topics in Current Chemistry*, 376(2):12, 2018.
- [2] Diego López-Carballeira and Fernando Ruipérez. Singlet open-shell diradical nature and redox properties of conjugated carbonyls: a quantum chemical study. *Theoretical Chemistry Accounts*, 136(3):32, 2017.

- [3] Aaron G Fix, Daniel T Chase, and Michael M Haley. Indenofluorenes and derivatives: syntheses and emerging materials applications. In *Polyarenes I*, pages 159–195. Springer, 2012.
- [4] Soichi Ito, Takanori Nagami, and Masayoshi Nakano. Diradical character-based design for singlet fission of bisanthene derivatives: Aromatic-ring attachment and π -plane twisting. *The journal of physical chemistry letters*, 7(19):3925–3930, 2016.
- [5] Conerd K Frederickson, Lev N Zakharov, and Michael M Haley. Modulating paratropicity strength in diareno-fused antiaromatics. *J. Am. Chem. Soc*, 138(51):16827–16838, 2016.
- [6] Sumit Chaurasia, Chia-Jung Liang, Yung-Sheng Yen, and Jiann T Lin. Sensitizers with rigidified-aromatics as the conjugated spacers for dye-sensitized solar cells. *Journal of Materials Chemistry C*, 3(38):9765–9780, 2015.
- [7] Kotaro Fukuda, Jun-ya Fujiyoshi, Hiroshi Matsui, Takanori Nagami, Shota Takamuku, Yasutaka Kitagawa, Benoît Champagne, and Masayoshi Nakano. A theoretical study on quasi-one-dimensional open-shell singlet ladder oligomers: multi-radical nature, aromaticity and second hyperpolarizability. *Organic Chemistry Frontiers*, 4(5):779–789, 2017.
- [8] Irina Paci, Justin C Johnson, Xudong Chen, Geeta Rana, Duška Popović, Donald E David, Arthur J Nozik, Mark A Ratner, and Josef Michl. Singlet fission for dye-sensitized solar cells: Can a suit-

- able sensitizer be found? *Journal of the American Chemical Society*, 128(51):16546–16553, 2006.
- [9] Johannes Zirzmeier, Dan Lehnherr, Pedro B Coto, Erin T Chernick, Rubén Casillas, Bettina S Basel, Michael Thoss, Rik R Tykwinski, and Dirk M Guldi. Singlet fission in pentacene dimers. *Proceedings of the National Academy of Sciences*, page 201422436, 2015.
- [10] Samuel N Sanders, Elango Kumarasamy, Andrew B Pun, M Tuan Trinh, Bonnie Choi, Jianlong Xia, Elliot J Taffet, Jonathan Z Low, John R Miller, Xavier Roy, et al. Quantitative intramolecular singlet fission in bipentacenes. *Journal of the American Chemical Society*, 137(28):8965–8972, 2015.
- [11] Rudolph Pariser and Robert G Parr. A semi-empirical theory of the electronic spectra and electronic structure of complex unsaturated molecules. i. *The Journal of Chemical Physics*, 21(3):466–471, 1953.
- [12] Rudolph Pariser and Robert G Parr. A semi-empirical theory of the electronic spectra and electronic structure of complex unsaturated molecules. ii. *The Journal of Chemical Physics*, 21(5):767–776, 1953.
- [13] John A Pople. Electron interaction in unsaturated hydrocarbons. *Transactions of the Faraday Society*, 49:1375–1385, 1953.
- [14] Dionys Baeriswyl, David K Campbell, and Sumit Mazumdar. An overview of the theory of π -conjugated polymers. In *Conjugated conducting polymers*, pages 7–133. Springer, 1992.

- [15] Kimio Ohno. Some remarks on the pariser-parr-pople method. *Theoretica chimica acta*, 2(3):219–227, 1964.
- [16] John C Slater. Atomic shielding constants. *Physical Review*, 36(1):57, 1930.
- [17] M. J. Frisch, G. W. Trucks, H. B. Schlegel, G. E. Scuseria, M. A. Robb, J. R. Cheeseman, G. Scalmani, V. Barone, B. Mennucci, G. A. Petersson, H. Nakatsuji, M. Caricato, X. Li, H. P. Hratchian, A. F. Izmaylov, J. Bloino, G. Zheng, J. L. Sonnenberg, M. Hada, M. Ehara, K. Toyota, R. Fukuda, J. Hasegawa, M. Ishida, T. Nakajima, Y. Honda, O. Kitao, H. Nakai, T. Vreven, J. A. Montgomery, J. E. Peralta Jr., F. Ogliaro, M. Bearpark, J. J. Heyd, E. Brothers, K. N. Kudin, V. N. Staroverov, R. Kobayashi, J. Normand, K. Raghavachari, A. Rendell, J. C. Burant, S. S. Iyengar, J. Tomasi, M. Cossi, N. Rega, J. M. Millam, M. Klene, J. E. Knox, J. B. Cross, V. Bakken, C. Adamo, J. Jaramillo, R. Gomperts, R. E. Stratmann, O. Yazyev, A. J. Austin, R. Cammi, C. Pomelli, J. W. Ochterski, R. L. Martin, K. Morokuma, V. G. Zakrzewski, G. A. Voth, P. Salvador, J. J. Dannenberg, S. Dapprich, A. D. Daniels, 'O. Farkas, J. B. Foresman, J. V. Ortiz, J. Cioslowski, and D. J. Fox. G09 gaussian inc. *Wallingford, CT*, 2009.
- [18] Axel D Becke. Density-functional exchange-energy approximation with correct asymptotic behavior. *Physical review A*, 38(6):3098, 1988.
- [19] Chengteh Lee, Weitao Yang, and Robert G Parr. Development of the colle-salvetti correlation-energy formula into a functional of the electron density. *Physical review B*, 37(2):785, 1988.

- [20] Chaw Keong Yong, Andrew J Musser, Sam L Bayliss, Steven Lukman, Hiroyuki Tamura, Olga Bubnova, Rawad K Hallani, Aurélie Meuneau, Roland Resel, Munetaka Maruyama, et al. The entangled triplet pair state in acene and heteroacene materials. *Nature communications*, 8(1):1–12, 2017.
- [21] Hyungjun Kim and Paul M Zimmerman. Coupled double triplet state in singlet fission. *Physical Chemistry Chemical Physics*, 20(48):30083–30094, 2018.
- [22] Jinseck Kim, Sun Hee Kim, In Hwan Jung, Eunjae Jeong, Yangjun Xia, Shinuk Cho, In-Wook Hwang, Kwanghee Lee, Hongsuk Suh, Hong-Ku Shim, et al. Synthesis and characterization of indeno [1, 2-b] fluorene-based low bandgap copolymers for photovoltaic cells. *Journal of Materials Chemistry*, 20(8):1577–1586, 2010.
- [23] Ying Sun, Xiaojing Ding, Xueqin Zhang, Qizan Huang, Baoping Lin, Hong Yang, and Lingxiang Guo. Indeno [1, 2-b] fluorene-based novel donor–acceptor conjugated copolymers: Electron acceptor engineering and polymer backbone planarization. *High Performance Polymers*, 30(2):192–201, 2018.