
ON PRINCIPAL COMPONENT REGRESSION IN A HIGH-DIMENSIONAL ERROR-IN-VARIABLES SETTING

Anish Agarwal
MIT
anish90@mit.edu

Devavrat Shah
MIT
devavrat@mit.edu

Dennis Shen
MIT
deshen@mit.edu

ABSTRACT

We analyze the classical method of principal component regression (PCR) in a high-dimensional error-in-variables setting. Here, the observed covariates are not only noisy and contain missing values, but the number of covariates can also exceed the sample size. Under suitable conditions, we establish that PCR identifies the unique linear model parameter with minimum ℓ_2 -norm, and derive non-asymptotic ℓ_2 -rates of convergence that show its consistency. Furthermore, we develop an algorithm for out-of-sample predictions in the presence of corrupted data that uses PCR as a key subroutine, and provide its non-asymptotic prediction performance guarantees. Notably, our results do not require the out-of-sample covariates to follow the same distribution as that of the in-sample covariates, but rather that they obey a simple linear algebraic constraint. We provide simulations that illustrate our theoretical results.

Keywords principal component regression · high-dimensional statistics · error-in-variables · generalization · singular value thresholding · low-rank matrices · missing data

1 Introduction

We consider the setup of error-in-variables regression in a high-dimensional setting. Formally, we observe a labeled dataset of size n , denoted as $\{(y_i, z_i) : i \leq n\}$. Here, $y_i \in \mathbb{R}$ represents the response variable, also known as the label or target. For any $i \geq 1$, we posit that

$$y_i = \langle x_i, \beta^* \rangle + \varepsilon_i, \quad (1)$$

where $\beta^* \in \mathbb{R}^p$ is the unknown model parameter, $x_i \in \mathbb{R}^p$ is the associated covariate, and $\varepsilon_i \in \mathbb{R}$ is the response noise. Unlike traditional regression settings where $z_i = x_i$, the error-in-variables regression setting reveals a corrupted version of the covariate x_i . Precisely, for any $i \geq 1$, let $z_i \in \mathbb{R}^p$ be given by

$$z_i = (x_i + w_i) \circ \pi_i, \quad (2)$$

where $w_i \in \mathbb{R}^p$ is the covariate measurement noise and $\pi_i \in \{0, 1\}^p$ is a binary observation mask with \circ denoting component-wise multiplication, i.e., we observe the k -th component of z_i if $\pi_{ik} = 1$ and 0 otherwise. Further, we consider a high-dimensional setting where both n and p are growing with n possibly much smaller than p .

Our interest is in analyzing the performance of the classical method of principal component regression (PCR) for this scenario. In a nutshell, PCR is a two-stage process: first, PCR “de-noises” the observed in-sample (train) covariate matrix $\mathbf{Z} = [z_i^T] \in \mathbb{R}^{n \times p}$ via principal component analysis (PCA), i.e., PCR replaces \mathbf{Z} by its low-rank approximation. Then, PCR regresses $y = [y_i] \in \mathbb{R}^n$ with respect to this low-rank variant to produce the model estimate $\hat{\beta}$. We are interested in the following natural questions about the estimation quality of PCR in a high-dimensional error-in-variables setting: (1) given that infinitely many models are feasible within the high-dimensional setting, is there a model that PCR identifies consistently? (2) given noisy and partially observed out-of-sample (test) covariates, how can PCR be methodologically extended to accurately predict the expected test response variables, i.e., under what conditions does PCR generalize?

1.1 Contributions

As the main contribution of this work, we establish that PCR consistently estimates the unique minimum ℓ_2 -norm model parameter amongst all feasible models as per (1); notably, the minimum ℓ_2 -norm β^* is of primary interest from the perspective of prediction (see Section 5.1 for a discussion on this). Specifically, we define a “signal-to-noise” ratio of the true covariates $\mathbf{X} = [x_i^T] \in \mathbb{R}^{n \times p}$ as $\text{snr} := \rho s_r / (\sqrt{n} + \sqrt{p})$, where s_r is the smallest non-zero singular value of \mathbf{X} and ρ is the probability of observing each entry of \mathbf{Z} . Theorem 5.1 establishes that PCR consistently estimates the minimum ℓ_2 -norm β^* if snr is growing sufficiently quickly, i.e., $\text{snr} = \omega(\sqrt{\log(np)})$, ignoring dependencies on β^* and the rank of \mathbf{X} . Conversely, if $\text{snr} = O(1)$, Theorem 5.2 establishes a minimax result stating that the parameter estimation error is lower bounded by a positive, absolute constant. Under an additional assumption that the spectrum of \mathbf{X} is well-balanced (Assumption 5.1), i.e., the non-zero singular values of \mathbf{X} are of the same order of magnitude, the squared ℓ_2 -error decays as $\tilde{O}(1/\min(n, p))$, ignoring log factors, as established in Corollary 5.1. This matches the best known parameter estimation error rate in the literature on error-in-variables in a high-dimensional setting, cf. [1, 2, 3]. For a detailed comparison with these previous works and a discussion of our assumptions, see Section 2.

We also develop a natural methodological extension of PCR that achieves vanishing out-of-sample prediction error, even in the presence of corrupted out-of-sample covariates (Theorem 5.3 and Corollary 5.2). To the best of our knowledge, the standard works in the error-in-variables literature do not provide prediction error guarantees in the presence of corrupted test covariates. Additionally, we underscore that we do *not* make any distributional assumptions on the data generating process of the true train and test covariates to arrive at our result. Rather, we introduce a natural linear algebraic condition (Assumption 3.5) relating the train and test covariates. We hope this provides a novel perspective on learning with covariate shifts, an important topic in the statistics and econometrics literatures. In contrast, popular tools to understand the generalization properties of estimators, such as Rademacher complexity analyses, commonly operate under distributional assumptions. As with our parameter estimation result, we establish that our test prediction error is controlled by the signal-to-noise ratio corresponding to the test covariates, defined as $\text{snr}_{\text{test}} := \rho s'_{r'} / (\sqrt{m} + \sqrt{p})$, where $s'_{r'}$ is the smallest non-zero singular values of \mathbf{X}' and m is the size of the test set. Theorem 5.3 then states that PCR’s test prediction error vanishes as long as $\text{snr}, \text{snr}_{\text{test}}$ are growing sufficiently quickly. In the special case when the underlying train and test covariates have a well-balanced spectra and $m, p = \Theta(n)$, we show that the squared ℓ_2 -norm test prediction error rate is $\tilde{O}(1/n)$ (Corollary 5.2). This improves upon the best known test prediction error rate of $\tilde{O}(1/\sqrt{n})$ for PCR, as established in [4, 5]. For a detailed comparison, please refer to Section 2.

1.2 Organization

The remainder of this paper is organized as follows. In Section 2, we discuss related works. In Section 3, we formally describe our setup and assumptions. We then describe the PCR algorithm in Section 4 followed by its parameter estimation and out-of-sample prediction error bounds in Section 5. To reinforce our theoretical findings, we provide illustrative simulations in Section 6. In Sections 7, 8, and 9, we prove Theorems 5.1, 5.2, and 5.3, respectively. We conclude and discuss important future directions of research in Section 10.

1.3 Notation

For any matrix $\mathbf{A} \in \mathbb{R}^{a \times b}$, we denote its operator (spectral), Frobenius, and max element-wise norms as $\|\mathbf{A}\|_2$, $\|\mathbf{A}\|_F$, and $\|\mathbf{A}\|_{\max}$, respectively. By $\text{rowspan}(\mathbf{A})$, we denote the subspace of \mathbb{R}^b spanned by the rows of \mathbf{A} . For any vector $v \in \mathbb{R}^a$, let $\|v\|_p$ denote its ℓ_p -norm. If v is a random variable, we define its sub-gaussian (Orlicz) norm as $\|v\|_{\psi_2}$. Let \circ denote component-wise multiplication and let \otimes denote the outer product. For any two numbers $a, b \in \mathbb{R}$, we use $a \wedge b$ to denote $\min(a, b)$ and $a \vee b$ to denote $\max(a, b)$. Further, let $[a] = \{1, \dots, a\}$ for any integer a .

2 Related works

In this section, we discuss related prior works. We also provide a detailed discussion of our key assumptions and connect them to the assumptions made in these prior works. In Section 2.1, we discuss our work in the context of the PCR literature. In Section 2.2, we present a detailed comparison with the high-dimensional error-in-variables literature. In Section 2.3, we briefly discuss linear regression with hidden confounders, an important topic in econometrics.

2.1 PCR Literature

PCR, as a method, was introduced in [6]. Despite the ubiquity of PCR in practice, the formal literature on PCR is surprisingly sparse. Notable works include [7, 8, 4, 5]. In particular, [4, 5] presents finite-sample analyses for the

prediction error of PCR in a high-dimensional error-in-variables setting, but does not provide any analysis for parameter estimation. This work, however, establishes non-asymptotic rates of convergence for PCR’s parameter estimation error. Additionally, the authors of [4, 5] consider a transductive learning setting, where *both* the in-sample and out-of-sample covariates are accessible upfront. As a result, both train and test covariates can be simultaneously de-noised, after which only the de-noised train covariates and the associated responses are used to learn $\hat{\beta}$. Under this setting with $m, p = \Theta(n)$, they establish that PCR’s expected test prediction error decays as $\tilde{O}(1/\sqrt{n})$. In contrast, this work considers the classical supervised learning setup, where test covariates are not revealed during training. Thus, the test covariates must be de-noised separately, after which the linear model learnt in the training phase is applied to estimate the test responses. As noted earlier in Section 1.1, when the singular values of the train and test covariates are well-balanced and $m, p = \Theta(n)$, we prove that the expected test prediction error decays at the “fast” rate of $\tilde{O}(1/n)$. We further remark that [4, 5] make standard distributional assumptions on the generating process for the data, which allows them to leverage the techniques of Rademacher complexity analyses to establish their prediction error bounds. On the other hand, this work establishes that PCR achieves consistent test error prediction in a distribution-free setting as long as a natural linear algebraic constraint is satisfied between the train and test covariates (Assumption 3.5).

We also take note of a related literature on Functional PCR (fPCR), which is a natural generalization of PCR that models a non-linear relationship between the response and covariates (see [9, 10, 11]). The focus of these prior works has been on establishing asymptotic results. In comparison, the focus of this work is a finite-sample analysis in a high-dimensional error-in-variables regression setting. Further, the prior works in fPCR literature typically posit that each observations is drawn independently and identically from a distribution (i.i.d.). While our work is applicable to the i.i.d. setting, it goes beyond it by allowing for a covariate shift between the train and test data.

2.2 Error-in-variables Literature

In what follows, we highlight a few key comparisons between this work and prominent works in the high-dimensional error-in-variables literature, cf. [1], [2], [12], [3], [13], [14], [15], [16], [17].

2.2.1 Algorithms & Out-of-Sample Predictions

Notably, the focus of the literature has been on parameter estimation. As such, these works do not provide extensions of their algorithms to produce predictions in the presence of noisy and partially observed test covariates; hence, even with knowledge of the exact β^* , it is unclear how these previous results can be extended to establish generalization error bounds. In contrast, we provide a natural algorithmic extension of PCR to handle this setting in Section 4.

Further, the algorithms furnished in prior works explicitly utilize knowledge of the *unknown* covariance of \mathbf{W} to recover β^* . In particular, these algorithms typically “correct” the covariance of \mathbf{Z} by subtracting this noise covariance, i.e., $\mathbf{Z}^T \mathbf{Z} - \mathbb{E}[\mathbf{W}^T \mathbf{W}]$. To carry out such a correction, one must assume access to either oracle knowledge of $\mathbb{E}[\mathbf{W}^T \mathbf{W}]$ or a good data-driven estimator for it. As noted by [16], such an estimator can be costly or simply infeasible in many practical settings. PCR, on the other hand, does not require any such knowledge. Formally, the first step in PCR, which finds a low-rank approximation of \mathbf{Z} , *implicitly* de-noises the covariates without utilizing knowledge of the noise distribution. The trade-off in PCR is that our results only hold if the number of retained singular components is chosen to be the rank of \mathbf{X} . However, as we will see in Section 4.4, there exists numerous data-driven methods to choose this hyper-parameter. Indeed, an interesting future direction is to analyze PCR when this hyper-parameter is misspecified.

2.2.2 Operating Assumptions

Below, we compare and relate our primary structural assumptions (Assumptions 3.2 and 5.1, 5.2) with those typically made in the literature.

Low-rank vis-à-vis sparsity. Arguably, one of the most popularly endowed structures in high-dimensional regression is sparsity in the model parameter, β^* . Specifically, it is commonly posited that β^* is r -sparse, i.e., β^* has at most r nonzero entries ([1, 2, 12] to name a few). In contrast, this work assumes that the underlying training covariate matrix \mathbf{X} is low-rank (Assumption 3.2), i.e., the spectral profile of \mathbf{X} is described by r nonzero singular values. These notions of sparsity are related. In particular, if $\text{rank}(\mathbf{X}) = r$, then there exists an r -sparse $\tilde{\beta}$ such that $\mathbf{X}\beta^* = \mathbf{X}\tilde{\beta}$ (see Proposition 3.4 of [5]); meanwhile, if β^* is r -sparse, then it is not hard to verify that there exists a $\tilde{\mathbf{X}}$ of rank r that also provides equivalent responses. In other words, one needs sparsity of some form for consistent estimation in a high-dimensional setting, and the two perspectives described above can be viewed as complementary to each other. We note that the low-rank assumption on \mathbf{X} can be tested in a data-driven way by simply inspecting the singular values of \mathbf{Z} , as described in Section 4.4. Further, it is well-established that (approximately) low-rank matrices are abundant in real-world data science applications (see [18, 19, 20] and references therein).

Well-balanced spectra vis-à-vis restricted eigenvalue condition. A secondary condition that is often assumed in the literature captures the amount of “information spread” across the rows and columns of the covariates \mathbf{X} , which leads to a bound on the smallest singular value of \mathbf{X} . Specifically, prior works often assume that a type of restricted eigenvalue condition (see Definitions 1 and 2 in [1]) is satisfied for the empirical estimate of the covariance of \mathbf{X} . In comparison, to obtain “fast” rate results, this work assumes the spectra of \mathbf{X} is well-balanced (Assumptions 5.1 and 5.2). We emphasize that the assumption of a well-balanced spectra is *not* necessary for consistent estimation, but rather is one example that yields a reasonable signal-to-noise ratio, which guarantees both vanishing parameter estimation *and* out-of-sample prediction errors at a “fast” rate of $\tilde{O}(1/n)$. We note that in many previous works in the high-dimensional regression literature, the restricted eigenvalue condition, or variants of it, are shown to hold with high probability (w.h.p.) if each row of \mathbf{X} is sampled i.i.d. (or at least, independently) from a mean zero sub-gaussian distribution. Such a data generating process also implies that the largest and smallest singular values of \mathbf{X} are $\tilde{O}(\sqrt{n} + \sqrt{p})$. However, if we assume that \mathbf{X} has rank r and each entry of $\mathbf{X} = \Theta(1)$, then one can easily verify that the largest singular value of \mathbf{X} is $\Omega(\sqrt{np/r})$. This difference in the typical magnitude of the largest singular value reflects the difference in applications in which a restricted eigenvalue assumption versus a low-rank assumption is likely to hold. The restricted eigenvalue assumption is particularly suited in engineering applications such as compressed sensing where one gets to *design* \mathbf{X} . The applications arising in the social or life sciences primarily involve performing inference with observational data. In such settings, a low-rank assumption on \mathbf{X} is likely more suitable to capture the latent structure amongst the observed covariates. However, the well-balanced spectra condition is similar to the restricted eigenvalue condition in that it requires the smallest non-zero singular value of \mathbf{X} to be of the same order as that of the largest singular value (i.e., $s_1, s_r = \Theta(\sqrt{np/r})$, where s_1, s_r denotes the largest and smallest singular values of \mathbf{X} , respectively).

Indeed, such assumptions or analogous versions to it are pervasive across many fields. For instance, within the econometrics factor model literature, it is standard to assume that the factor structure is separated from the idiosyncratic errors (e.g., Assumption A of [21]); within the robust covariance estimation literature, this assumption is closely related to the notion of pervasiveness (e.g., Proposition 3.2 of [22]); within the matrix/tensor estimation literature, it is assumed that the non-zero singular values are of the same order to achieve minimax optimal rates (e.g., [23]). The well-balanced spectra has also been shown to hold w.h.p. for the embedded Gaussians model, which is a canonical probabilistic generating process used to analyze probabilistic PCA (see [24, 25] and Proposition 4.2 of [5]). Ultimately, the well-balanced spectra and restricted eigenvalue conditions require the signal is well-spread across the covariates; for a detailed comparison between the two, please see Section 3.5 in [5]. Finally, a practical benefit of Assumptions 5.1 and 5.2 is that, like Assumption 3.2, they can be empirically verified following the same procedure described in Section 4.4.

2.3 Linear Regression with Hidden Confounding

The high-dimensional error-in-variables regression setup is related to linear regression with hidden confounding, a common model within the causal inference and econometrics literatures (see [26, 27] and references therein). As noted by [26], a particular class of error-in-variables models can be reformulated as linear regression with hidden confounding. Using our notation, they consider a high-dimensional model where the rows of \mathbf{X} are sampled i.i.d. As such, \mathbf{X} can be full-rank, but \mathbf{W} is assumed to have low-rank structure. Here, the aim is to estimate β^* , which is assumed to be sparse. In comparison, we place the low-rank assumption on \mathbf{X} and assume the rows of \mathbf{W} are sampled independently and can be of full-rank. Notably, for this setup, [27] “deconfounds” the observed covariates \mathbf{Z} by a spectral transformation of its singular values. Indeed, it is interesting future work to analyze PCR for this important and closely related setting.

3 Setup

In this section, we provide a precise description of our problem, including our observations and assumptions.

3.1 Observation model

As described in Section 1, we have access to n labeled observations $\{(y_i, z_i) : i \leq n\}$, which we will refer to as our in-sample (train) data; recall that x_i corresponds to the *latent* covariate with respect to z_i . Collectively, we assume (1) and (2) are satisfied. In addition, we observe $m \geq 1$ unlabeled out-of-sample (test) covariates; for $i \in \{n + 1, \dots, n + m\}$, we only observe the noisy covariates z_i , which again correspond to the latent covariates x_i , but we do not have access to the associated response variables y_i .

Throughout, let $\mathbf{X} = [x_i^T : i \leq n] \in \mathbb{R}^{n \times p}$ and $\mathbf{X}' = [x_i^T : i > n] \in \mathbb{R}^{m \times p}$ represent the underlying train and test covariates, respectively. Similarly, let $\mathbf{Z} = [z_i^T : i \leq n] \in \mathbb{R}^{n \times p}$ and $\mathbf{Z}' = [z_i^T : i > n] \in \mathbb{R}^{m \times p}$ represent their noisy and partially observed counterparts.

3.2 Modeling assumptions

We make the following assumptions.

Assumption 3.1 (Bounded covariates). $\|\mathbf{X}\|_{\max} \leq 1, \|\mathbf{X}'\|_{\max} \leq 1$.

Assumption 3.2 (Covariate rank). $\text{rank}(\mathbf{X}) = r, \text{rank}(\mathbf{X}') = r'$.

Assumption 3.3 (Response noise). $\{\varepsilon_i : i \leq n\}$ are a sequence of independent mean zero subgaussian random variables with $\|\varepsilon_i\|_{\psi_2} \leq \sigma$.

Assumption 3.4 (Covariate noise). $\{w_i : i \leq n + m\}$ are a sequence of independent mean zero subgaussian random vectors with $\|w_i\|_{\psi_2} \leq K$ and $\|\mathbb{E}[w_i \otimes w_i]\|_2 \leq \gamma^2$. Further, π_i is a vector of independent Bernoulli variables with parameter $\rho \in (0, 1]$.

Assumption 3.5 (Subspace inclusion). The rowspace of \mathbf{X}' is contained within that of \mathbf{X} , i.e., $\text{rowspan}(\mathbf{X}') \subseteq \text{rowspan}(\mathbf{X})$.

We note that $\varepsilon_i, w_i, \pi_i$ across $i \geq 1$ are not only mutually independent, but also independent of \mathbf{X} .

4 Principal Component Regression

We describe PCR, as introduced in [6], with a variation to handle missing data. To that end, let $\hat{\rho}$ denote the fraction of observed entries in \mathbf{Z} . We define $\tilde{\mathbf{Z}} = (1/\hat{\rho})\mathbf{Z} = \sum_{i=1}^{n \wedge p} \hat{s}_i \hat{u}_i \otimes \hat{v}_i$, where $\hat{s}_i \in \mathbb{R}$ are the singular values (arranged in decreasing order) and $\hat{u}_i \in \mathbb{R}^n, \hat{v}_i \in \mathbb{R}^p$ are the left and right singular vectors, respectively.

4.1 Parameter estimation

For a given algorithmic parameter $k \in [n \wedge p]$, PCR estimates the model parameter as

$$\hat{\beta} = \left(\sum_{i=1}^k (1/\hat{s}_i) \hat{v}_i \otimes \hat{u}_i \right) y. \quad (3)$$

4.2 Out-of-sample prediction

Let $\hat{\rho}'$ denote the proportion of observed entries in \mathbf{Z}' . As before, let $\tilde{\mathbf{Z}}' = (1/\hat{\rho}')\mathbf{Z}' = \sum_{i=1}^{m \wedge p} \hat{s}'_i \hat{u}'_i \otimes \hat{v}'_i$, where $\hat{s}'_i \in \mathbb{R}$ are the singular values and $\hat{u}'_i \in \mathbb{R}^m, \hat{v}'_i \in \mathbb{R}^p$ are the left and right singular vectors, respectively. Given algorithmic parameter $\ell \in [m \wedge p]$, let $\tilde{\mathbf{Z}}'^{\ell} = \sum_{i=1}^{\ell} \hat{s}'_i \hat{u}'_i \otimes \hat{v}'_i$, and define the test response estimates as $\hat{y}' = \tilde{\mathbf{Z}}'^{\ell} \hat{\beta}$.

If the responses are known to belong to a bounded interval, say $[-b, b]$ for some $b > 0$, then the entries of \hat{y}' are truncated as follows: for every $i > n$,

$$\hat{y}_i = \begin{cases} -b & \text{if } \hat{y}_i \leq -b, \\ \hat{y}_i & \text{if } -b < \hat{y}_i < b, \\ b & \text{if } b \leq \hat{y}_i. \end{cases}$$

4.3 Properties of PCR

We state some useful properties of PCR, which we will use extensively throughout this work. These are well-known results, discussed at length in Chapter 17 of [28] and Chapter 6.3 of [29].

Property 4.1. Let $\tilde{\mathbf{Z}}^k = \sum_{i=1}^k \hat{s}_i \hat{u}_i \otimes \hat{v}_i$. Then $\hat{\beta}$, as given in (3), also satisfies

1. $\hat{\beta}$ is the unique solution of the following program:

$$\begin{aligned} & \text{minimize } \|\beta\|_2 \text{ over } \beta \in \mathbb{R}^p \\ & \text{such that } \beta \in \arg \min_{\beta' \in \mathbb{R}^p} \|y - \tilde{\mathbf{Z}}^k \beta'\|_2^2. \end{aligned}$$

2. $\hat{\beta} \in \text{rowspan}(\tilde{\mathbf{Z}}^k)$.

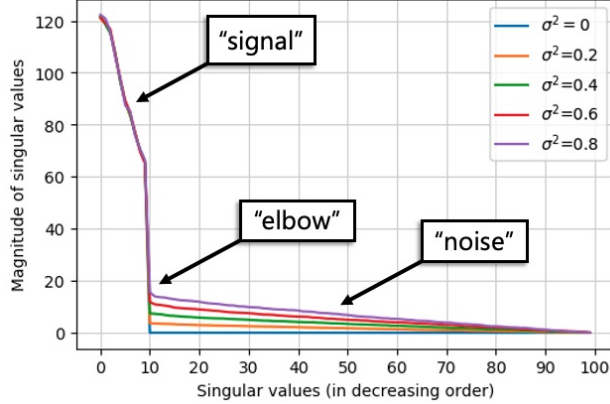


Figure 1: Simulation displays the spectrum of $\mathbf{Z} = \mathbf{X} + \mathbf{W} \in \mathbb{R}^{100 \times 100}$. Here, $\mathbf{X} = \mathbf{U}\mathbf{V}^T$, where the entries of $\mathbf{U}, \mathbf{V} \in \mathbb{R}^{100 \times 10}$ are sampled independently from $\mathcal{N}(0, 1)$; further, the entries of \mathbf{W} are sampled independently from $\mathcal{N}(0, \sigma^2)$ with $\sigma^2 \in \{0, 0.2, \dots, 0.8\}$. Across varying levels of noise σ^2 , there is a steep drop-off in magnitude from the top to remaining singular values—this marks the “elbow” point. As seen from the figure, the top singular values of \mathbf{Z} correspond closely with that of \mathbf{X} ($\sigma^2 = 0$), and the remaining singular values are induced by \mathbf{W} . Thus, $\text{rank}(\mathbf{Z}) \approx \text{rank}(\mathbf{X}) = 10$.

4.4 Choosing k & when to use PCR

In general, the correct number of principal components k to use is not known a priori. This is a well-studied problem in the low-rank matrix estimation literature and there exists a suite of principled methods to choose k . These include visual inspections of the plotted singular values ([30]), cross-validation ([31, 32]), Bayesian methods ([33]), and “universal” thresholding schemes that preserve singular values above a precomputed threshold ([34, 35]). A common argument for these approaches is rooted in the underlying assumption that the smallest non-zero singular value of \mathbf{X} (i.e., signal) is well-separated from the largest singular value of \mathbf{W} (i.e., noise). Specifically, under reasonable signal-to-noise scenarios, Weyl’s inequality implies that a “sharp” threshold or gap should exist between the top r singular values and remaining singular values of the observed data $\tilde{\mathbf{Z}}$. This gives rise to a natural “elbow” point and suggests choosing a threshold within this gap, which the methods described above are designed to accomplish. For a graphical depiction of the elbow, please see Figure 1.

As such, for a practitioner, a natural data-driven diagnostic of when to use PCR is to simply plot the singular values of $\tilde{\mathbf{Z}}$. If the spectrum does not exhibit this elbow structure (i.e., low-rankness), then PCR (as is) may not be the best suited estimation procedure.

5 Main Results

We state PCR’s parameter estimation and generalization properties in this section. For the remainder of the paper, $C(K, \gamma, \sigma) > 0$ will denote any constant that depends only on K, γ, σ , and $C, c > 0$ will denote absolute constants. The values of $C(K, \gamma, \sigma), C$, and c may change from line to line or even within a line.

5.1 Parameter estimation

In the high-dimensional framework, recall that there are infinitely many feasible models that can satisfy (1). Thus, the question remains whether there is a β^* that is recovered by PCR? To the best of our knowledge, despite the popularity of PCR, such a question has yet to be answered in an error-in-variables setting.

We find that PCR recovers the unique model with minimum ℓ_2 -norm, i.e., $\beta^* \in \text{rowspan}(\mathbf{X})$. We note that this uniqueness follows since every element in the column space of a matrix is associated with a unique element in its row space coupled with any element in its null space. Thus, for the purposes of prediction, it suffices to consider this particular β^* (see [28], [29] for details). Further, recall from Property 4.1 that PCR enforces $\hat{\beta} \in \text{rowspan}(\tilde{\mathbf{Z}}^k)$. Hence, if $k = r$ and the rowspace of $\tilde{\mathbf{Z}}^r$ is “close” to the rowspace of \mathbf{X} , then this suggests $\hat{\beta} \approx \beta^*$. We highlight that the “noise” in \mathbf{Z} arises from the missingness pattern induced by π_i and the measurement error \mathbf{W} ; meanwhile, the “signal” in \mathbf{Z} comes from \mathbf{X} , where its strength is captured by the magnitude of its singular values. This naturally leads to the

following ‘‘signal-to-noise’’ ratio definition:

$$\text{snr} := \frac{\rho s_r}{\sqrt{n} + \sqrt{p}}. \quad (4)$$

Here, s_r is the smallest non-zero singular value of the signal matrix \mathbf{X} , ρ determines the fraction of observed entries, and $\sqrt{n} + \sqrt{p}$ is induced by the perturbation in the singular values due to the noise matrix \mathbf{W} . Indeed, as one would expect, the signal strength s_r scales linearly with ρ . Moreover, from standard concentration results for random sub-gaussian matrices, it follows that $\|\mathbf{W}\|_2 = \tilde{O}(\sqrt{n} + \sqrt{p})$ (see Lemma 7.8). With this notation, we state the main result.

Theorem 5.1. *Suppose Assumptions 3.1, 3.2, 3.3, 3.4 hold. Consider $\beta^* \in \text{rowspan}(\mathbf{X})$ and PCR with $k = r$. Let $\rho \geq c \frac{\log^2(np)}{np}$, $\text{snr} \geq C(K, \gamma, \sigma)$, $\|\beta^*\|_2 = \Omega(1)$, $\|\beta^*\|_1 = O(\sqrt{p})$. Then with probability at least $1 - O(1/(np)^{10})$,*

$$\|\hat{\beta} - \beta^*\|_2^2 \leq C(K, \gamma, \sigma) \log(np) \cdot \left(\frac{r \|\beta^*\|_2^2}{\text{snr}^2} + \frac{\|\beta^*\|_1^2}{\text{snr}^4} \right). \quad (5)$$

Interpretation. For added interpretability, we suppress dependencies on K, γ, σ for the following discussion. One can then verify that Theorem 5.1 implies that a sufficient condition for PCR’s parameter estimation error to vanish w.h.p. is

$$\frac{\text{snr}}{\sqrt{r \log(np)} \|\beta^*\|_2 \vee \log^{1/4}(np) \|\beta^*\|_1^{1/2}} \rightarrow \infty.$$

Conversely, in Theorem 5.2 below, we establish that if $\text{snr} = O(1)$, then the parameter estimation error is lower bounded by a positive, absolute constant; in this sense, Theorem 5.1 is nearly tight. The key to establishing this result is to show that the Gaussian location model problem (see [36]) can be written as an instance of error-in-variables regression.

Theorem 5.2. *Suppose $n = O(p)$ and $\text{snr} = O(1)$. Then,*

$$\inf_{\hat{\beta}} \sup_{\beta^* \in \mathbb{B}_2} \mathbb{E} \|\hat{\beta} - \beta^*\|_2^2 = \Omega(1),$$

where $\mathbb{B}_2 = \{v \in \mathbb{R}^p : \|v\|_2 \leq 1\}$.

Returning to Theorem 5.1, if $\text{snr} = \Omega(\rho \sqrt{(n \wedge p)/r})$, then (5) simplifies as

$$\|\hat{\beta} - \beta^*\|_2^2 \leq \frac{C(K, \gamma, \sigma) r^2 \log np}{\rho^4 (n \wedge p)} \|\beta^*\|_2^2. \quad (6)$$

Next, we describe a natural setup under which the conditions leading to (6) hold. To that end, we introduce Assumption 5.1 (recall that its interpretation is discussed in detail in Section 2.2).

Assumption 5.1 (Balanced spectra: training covariates). *The r non-zero singular values s_i of \mathbf{X} satisfy $s_i = \Theta(\sqrt{np/r})$.*

Corollary 5.1. *Let the setup of Theorem 5.1 and Assumption 5.1 hold. Then with probability at least $1 - O(1/(np)^{10})$,*

$$\|\hat{\beta} - \beta^*\|_2^2 \leq \frac{C(K, \gamma, \sigma) r^2 \log(np)}{\rho^4 (n \wedge p)} \|\beta^*\|_2^2,$$

where $C(K, \gamma, \sigma)$ is a large enough constant dependent on K, γ, σ .

Proof. By Assumption 5.1, we have $s_r = \Theta(\sqrt{\frac{np}{r}})$. This yields

$$\text{snr} = \frac{\rho s_r}{\sqrt{n} + \sqrt{p}} \geq \frac{c \rho \sqrt{np}}{\sqrt{r(n+p)}} \geq c \rho \sqrt{(n \wedge p)/r},$$

i.e., $\text{snr} = \Omega(\rho \sqrt{(n \wedge p)/r})$. Using this lower bound on snr , the assumptions $\|\beta^*\|_2 = \Omega(1)$ and $\|\beta^*\|_1 = O(\sqrt{p})$, and simplifying (5), we complete the proof of Corollary 5.1. \square

5.2 Out-of-sample prediction error

Next, we bound PCR's out-of-sample prediction error in the presence of corrupted unseen data, defined as

$$\text{MSE}_{\text{test}} := \frac{1}{m} \sum_{i=1}^m (\hat{y}_{n+i} - \langle x_{n+i}, \beta^* \rangle)^2.$$

We define some more useful quantities. Let $s_\ell, s'_\ell \in \mathbb{R}$ be the ℓ -th singular values of \mathbf{X} and \mathbf{X}' , respectively. Recall from Section 4 that $\hat{s}_\ell, \hat{s}'_\ell$ are the ℓ -th singular values of $\tilde{\mathbf{Z}}$ and $\tilde{\mathbf{Z}}'$, respectively. Analogous to (4), we define a signal-to-noise ratio for the test covariates:

$$\text{snr}_{\text{test}} := \frac{\rho s'_{r'}}{\sqrt{m} + \sqrt{p}}. \quad (7)$$

In Theorem 5.3, we bound MSE_{test} both in probability and in expectation with respect to these quantities.

Theorem 5.3. *Let the setup of Theorem 5.1 and Assumption 3.5 hold. Consider PCR with $\ell = r'$. Let $\rho \geq c \frac{\log^2(mp)}{mp}$. Then, with probability at least $1 - O(1/((n \wedge m)p)^{10})$,*

$$\text{MSE}_{\text{test}} \leq C(K, \gamma, \sigma) \log((n \vee m)p) \left(\frac{r \left(1 \vee \frac{p}{m}\right) \|\beta^*\|_1^2}{\rho^2 \text{snr}^2} + \frac{r(n \vee p) \|\beta^*\|_1^2}{\text{snr}^4} + \frac{r \|\beta^*\|_1^2}{\text{snr}_{\text{test}}^2 \wedge m} + \frac{\sqrt{n} \|\beta^*\|_1}{\text{snr}^2} \right).$$

Further, for all $i > n$, if $\langle x_i, \beta^* \rangle \in [-b, b]$ and \hat{y}' is appropriately truncated, then

$$\mathbb{E}[\text{MSE}_{\text{test}}] \leq C(K, \gamma, \sigma) r \log((n \vee m)p) \left(\frac{\left(1 \vee \frac{p}{m}\right)}{\rho^2 \text{snr}^2} + \frac{(n \vee p)}{\text{snr}^4} + \frac{1}{\text{snr}_{\text{test}}^2 \wedge m} \right) \|\beta^*\|_1^2 + \frac{Cb^2}{((n \wedge m)p)^{10}}.$$

Interpretation. For interpretability, we suppress dependencies on σ, K, γ , and assume $p = \Theta(m)$ and $m \rightarrow \infty$. One can then verify that Theorem 5.3 implies that a sufficient condition for PCR's expected test prediction error to vanish is

$$\frac{\rho \text{snr} \wedge \text{snr}_{\text{test}}}{\sqrt{r \log((n \vee m)p)} \|\beta^*\|_1} \rightarrow \infty, \quad \frac{\text{snr}}{(r \log(np))^{1/4} (n \vee p)^{1/4} \|\beta^*\|_1^{1/2}} \rightarrow \infty.$$

As with Theorem 5.1, we specialize Theorem 5.3 in Corollary 5.2 to the setting where $\text{snr} = \Omega(\rho \sqrt{(n \wedge p)/r})$ and $\text{snr}_{\text{test}} = \Omega(\rho \sqrt{(m \wedge p)/r})$. A sufficient condition for these lower bounds on snr and snr_{test} to hold is if the non-zero singular values of \mathbf{X} and \mathbf{X}' are well-balanced, i.e., Assumptions 5.1 and 5.2 hold.

Assumption 5.2 (Balanced spectra: testing covariates). *The r' non-zero singular values s'_i of \mathbf{X}' satisfy $s'_i = \Theta(\sqrt{mp/r'})$.*

Corollary 5.2. *Let the setup of Corollary 5.1 and Theorem 5.3 hold. Further, let Assumption 5.2 hold. Then with probability at least $1 - O(1/((n \wedge m)p)^{10})$,*

$$\text{MSE}_{\text{test}} \leq \frac{C(K, \gamma, \sigma) r^3 \log((n \vee m)p)}{\rho^4} \left(\left(\frac{1 \vee \frac{p}{m}}{n \wedge p} + \frac{n \vee p}{(n \wedge p)^2} + \frac{1}{m} \right) \|\beta^*\|_1^2 + \left(\frac{\sqrt{n}}{n \wedge p} \right) \|\beta^*\|_1 \right).$$

Further,

$$\mathbb{E}[\text{MSE}_{\text{test}}] \leq \frac{C(K, \gamma, \sigma) r^3 \log((n \vee m)p)}{\rho^4} \left(\frac{1 \vee \frac{p}{m}}{n \wedge p} + \frac{n \vee p}{(n \wedge p)^2} + \frac{1}{m} \right) \|\beta^*\|_1^2 + \frac{Cb^2}{((n \wedge m)p)^{10}}.$$

Proof. Using identical arguments to those used in the proof of Corollary 5.1, we have that Assumption 5.1 implies $\text{snr} \geq c\rho \sqrt{(n \wedge p)/r}$, and Assumptions 3.5 and 5.2 imply $\text{snr}_{\text{test}} \geq c\rho \sqrt{(m \wedge p)/r}$. Plugging these lower bounds on snr and snr_{test} into the bounds in Theorem 5.3 and simplifying completes the proof. \square

Interpretation. For the following discussion, we suppress dependencies on K, γ, σ, r and log factors, and only consider the scaling with respect to n, m, p . Hence, Corollary 5.2 implies that if $p = o(n(n \wedge m))$, $n = o(p^2)$,¹ then the out-of-sample prediction error vanishes to zero both in expectation and w.h.p., as $n, m, p \rightarrow \infty$. If we make the additional

¹Practically speaking, this condition is not binding, i.e., if $n = \Omega(p^2)$, then we can sample a subset of the training data to satisfy it. Therefore, this condition is likely an artefact of our analysis.

assumption that $n = O(p)$ and $p = \Theta(m)$, then Corollary 5.2 implies the error scales as $\tilde{O}(1/n)$ in expectation. This improves upon the best known rate of $\tilde{O}(1/\sqrt{n})$, established in [4, 5] (notably, these works do not provide a high probability bound). We re-emphasize that our generalization error bounds do not make any distributional assumptions on \mathbf{X} and \mathbf{X}' , which [4, 5] require. Finding the optimal relative scalings of n, m, p to achieve vanishing prediction error is left for future work.

5.2.1 A Complementary Perspective on Generalization

As discussed above, Theorem 5.3 and Corollary 5.2 do *not* require any distributional assumptions on the in- and out-of-sample covariates, but rather rely on a *purely linear algebraic* condition given by Assumption 3.5. Intuitively, because we consider $\beta^* \in \text{rowspan}(\mathbf{X})$, it follows that generalization is achievable if the rowspace of the out-of-sample covariates lies within that of the in-sample covariates, i.e., the out-of-sample covariates are at most as “rich” or “complex” as the in-sample covariates used for learning in a linear algebraic sense. As we have seen in our test error results and will shortly see in our simulations in Section 6.3, Assumption 3.5 is the key condition that allows PCR to generalize, even if the in-sample and out-of-sample data obey different distributions. Thus, Assumption 3.5 offers a complementary, distribution-free perspective to generalization, and has possible implications to transfer learning and learning with covariate shifts.

6 Simulations

In this section, we present illustrative simulations to support our theoretical results.

6.1 Parameter estimation

The purpose of this simulation is to demonstrate that PCR does indeed identify the unique minimum ℓ_2 -norm β^* .

6.1.1 Generative model

We construct covariates $\mathbf{X} \in \mathbb{R}^{n \times p}$ via the classical probabilistic PCA model, cf. [24]. That is, we first generate $\mathbf{X}_r \in \mathbb{R}^{n \times r}$ by independently sampling each entry from a standard normal distribution. Then, we sample a transformation matrix $\mathbf{Q} \in \mathbb{R}^{r \times p}$, where each entry is uniformly and independently sampled from $\{-1/\sqrt{r}, 1/\sqrt{r}\}$. The final matrix then takes the form $\mathbf{X} = \mathbf{X}_r \mathbf{Q}$. We choose $\text{rank}(\mathbf{X}) = r = p^{\frac{1}{3}}$, where $p \in \{128, 256, 512\}$.

Next, we generate $\beta \in \mathbb{R}^p$ by sampling from a multivariate standard normal vector with independent entries. The noiseless response vector $a \in \mathbb{R}^n$ is defined to be $a = \mathbf{X}\beta$. Finally, as motivated by Property 4.1, the minimum ℓ_2 -norm model of interest, β^* , is computed as $\beta^* = \mathbf{X}^\dagger a$, where \mathbf{X}^\dagger denotes the pseudo-inverse of \mathbf{X} .

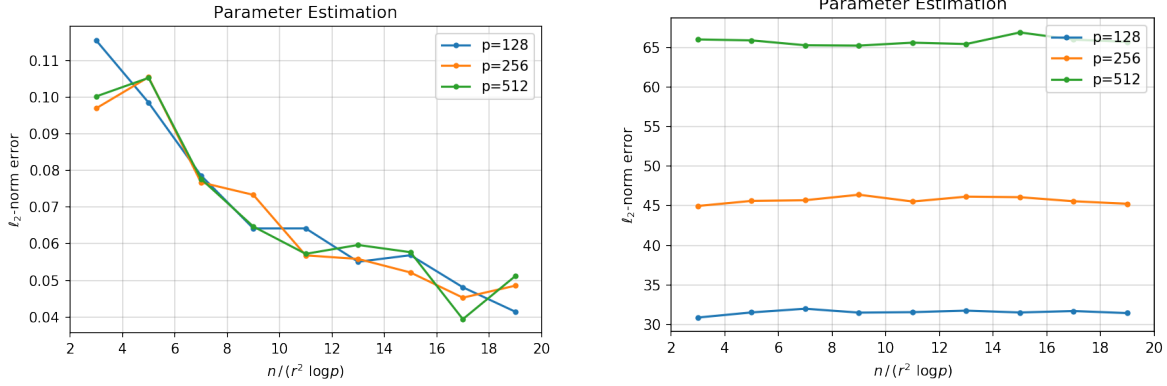
We consider an additive noise model. Specifically, the entries of $\varepsilon \in \mathbb{R}^n$ are sampled i.i.d. from a normal distribution with mean 0 and variance $\sigma^2 = 0.2$. The entries of $\mathbf{W} = [w_i^T] \in \mathbb{R}^{n \times p}$ are sampled in an identical fashion. We then define our observed response vector as $y = a + \varepsilon$ and observed covariate matrix as $\mathbf{Z} = \mathbf{X} + \mathbf{W}$. For simplicity, we do not mask any of the entries.

6.1.2 Results

Using the observations (y, \mathbf{Z}) , we perform PCR to yield $\hat{\beta}$. To show that PCR can accurately recover β^* , we compute the ℓ_2 -norm parameter estimation error, or root-mean-squared-error (RMSE), with respect to β^* and β in Figures 2a and 2b, respectively. As suggested by Figure 2a, the RMSE with respect to β^* roughly aligns for different values of p , after rescaling the sample size as $n/(r^2 \log p)$, and decays to zero as the sample size increases; this is predicted by Theorem 5.1. On the other hand, Figure 2b shows that the RMSE with respect to β stays roughly constant across different values of p . Therefore, as established in [4], PCR performs implicit regularization by not only de-noising the observed covariates, but also finding the minimum-norm solution.

6.2 Out-of-sample prediction: PCR vs. Ordinary Least Squares

The purpose of this simulation is to demonstrate the benefit of the implicit de-noising effect of PCR vs. ordinary least squares (OLS).



(a) ℓ_2 -norm error of $\hat{\beta}$ with respect to the min. ℓ_2 -norm solution of (1), i.e., β^* . (b) ℓ_2 -norm error of $\hat{\beta}$ with respect to a random solution of (1).

Figure 2: Plots of ℓ_2 -norm errors, i.e., $\|\hat{\beta} - \beta^*\|_2$ in (2a) and $\|\hat{\beta} - \beta\|_2$ in (2b), versus the rescaled sample size $n/(r^2 \log p)$ after running PCR with rank $r = p^{1/3}$. As predicted by Theorem 5.1, the curves for different values of p under (2a) roughly align and decay to zero as n increases.

6.2.1 Generative model

For each experiment, we let $n = m = p = 1000$. We generate training and testing covariates $\mathbf{X}, \mathbf{X}' \in \mathbb{R}^{1000 \times 1000}$, respectively, with $\text{rank}(\mathbf{X}) = \text{rank}(\mathbf{X}') = 10$ and $\text{rowspan}(\mathbf{X}') \subseteq \text{rowspan}(\mathbf{X})$, i.e., Assumption 3.5 holds. To do so, we sample $\mathbf{U}, \mathbf{U}', \mathbf{V} \in \mathbb{R}^{1000 \times 10}$ by independently sampling each entry from a standard normal distribution. Then, we define $\mathbf{X} = \mathbf{U}\mathbf{V}^T$ and $\mathbf{X}' = \mathbf{U}'\mathbf{V}^T$.

We then generate $\beta \in \mathbb{R}^{1000}$ as in Section 6.1, and use it to produce $a = \mathbf{X}\beta$ and $a' = \mathbf{X}'\beta$. Similarly, we generate the response noise $\varepsilon \in \mathbb{R}^{1000}$ and covariate noises $\mathbf{W}, \mathbf{W}' \in \mathbb{R}^{1000 \times 1000}$ by independently sampling each entry from a normal distribution with mean zero and variance σ^2 , where $\sigma^2 \in \{0.1, 0.2, \dots, 1.0\}$. Again, for simplicity, we do not mask any of the entries. We then define our observed response as $y = a + \varepsilon$, and the observed training and testing covariates as $\mathbf{Z} = \mathbf{X} + \mathbf{W}$ and $\mathbf{Z}' = \mathbf{X}' + \mathbf{W}'$, respectively.

6.2.2 Results

Using the observations $(y, \mathbf{Z}, \mathbf{Z}')$, we perform PCR as in Section 4.2 to produce $\hat{y}'_{\text{pcr}} \in \mathbb{R}^{1000}$. The OLS out-of-sample estimates are produced using the same algorithm as in Section 4.2 *without* the singular value thresholding step on either \mathbf{Z} or \mathbf{Z}' , i.e., we do not de-noise the training nor testing covariates. The estimates produced from OLS are defined as $\hat{y}'_{\text{ols}} \in \mathbb{R}^{1000}$. In both PCR and OLS, we do not truncate the estimated entries. For any estimate $\hat{y}' \in \mathbb{R}^{1000}$, we define the out-of-sample mean squared error (MSE) as $(1/1000)\|\hat{y}' - a'\|_2^2$. In Figure 3, as we vary the level of response and covariate noise σ^2 , we plot the MSE of \hat{y}'_{pcr} versus that of \hat{y}'_{ols} . The MSE of OLS is between three to four orders of magnitude larger than that of PCR across all noise levels. We remark that even when $\sigma^2 = 0.1$, the error of OLS is almost three orders of magnitude larger than PCR – this indicates the significant level of bias that is introduced even with minimal measurement error. In essence, this stresses the importance of de-noising the training and testing covariates via singular value thresholding.

6.3 Out-of-sample prediction: robustness of PCR to distribution shifts

The purpose of this simulation is to demonstrate that PCR can generalize even when the testing covariates are not only corrupted, but also sampled from a different distribution than the training covariates.

6.3.1 Generative model

Throughout, we let $n = m = p = 1000$. We generate the training covariates as in Section 6.2, i.e., $\mathbf{X} = \mathbf{U}\mathbf{V}^T$, where the entries of \mathbf{U}, \mathbf{V} are sampled independently from a standard normal distribution. Next, we generate four different out-of-sample covariates, defined as $\mathbf{X}'_{N_1}, \mathbf{X}'_{N_2}, \mathbf{X}'_{U_1}, \mathbf{X}'_{U_2}$ via the following procedure: We independently sample the entries of \mathbf{U}'_{N_1} from a standard normal distribution, and define $\mathbf{X}'_{N_1} = \mathbf{U}'_{N_1}\mathbf{V}^T$. We define $\mathbf{X}'_{N_2} = \mathbf{U}'_{N_2}\mathbf{V}^T$

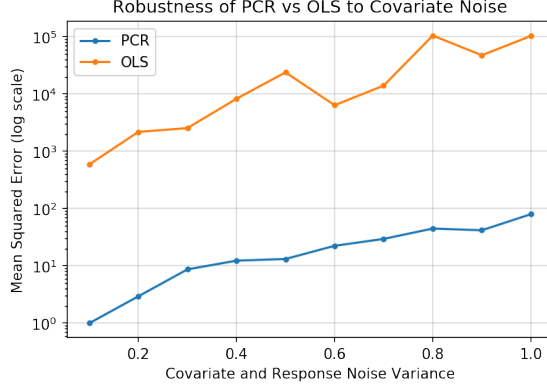


Figure 3: MSE plot of \hat{y}'_{pcr} (blue) versus \hat{y}'_{ols} (orange) as we increase the level of covariate and response noises. While PCR’s error scales gracefully with the level of noise, OLS suffers large amounts of bias, even in the presence of small amounts of measurement error.

similarly with the entries of U'_{N_2} sampled from a normal distribution with mean zero and variance 5. Next, we independently sample the entries of U'_{U_1} from a uniform distribution with support $[-\sqrt{3}, \sqrt{3}]$, and define $X'_{U_1} = U'_{U_1} V^T$. We define $X'_{U_2} = U'_{U_2} V^T$ similarly with the entries of U'_{U_2} sampled from a uniform distribution with support $[-\sqrt{15}, \sqrt{15}]$.

By construction, we note that the mean and variance of the entries in X'_{U_1} match that of X'_{N_1} ; an analogous relationship holds between X'_{U_2} and X'_{N_2} . Further, while X'_{N_1} follows the same distribution as that of X , we note that there is a clear distribution shift from X to X'_{U_1} , X'_{N_2} , X'_{U_2} .

We proceed to generate β as in Section 6.2. We then define $a'_{N_1} = X'_{N_1} \beta$, and define a'_{N_2} , a'_{U_1} , a'_{U_2} analogously. Further, the response noise ε and covariate noises W , W' are constructed in the same fashion as described in Section 6.2, where the variance again follows $\sigma^2 \in \{0.1, 0.2, \dots, 1.0\}$. We define the training responses as $y = X\beta + \varepsilon$ and observed training covariates as $Z = X + W$. The first set of observed testing covariates is defined as $Z'_{N_1} = X'_{N_1} + W'$, with analogous definitions for Z'_{N_2} , Z'_{U_1} , Z'_{U_2} .

6.3.2 Results

Using the observations (y, Z, Z'_{N_1}) , we perform PCR to produce \hat{y}'_{N_1} . We produce \hat{y}'_{N_2} , \hat{y}'_{U_1} , \hat{y}'_{U_2} analogously. We define MSE as in Section 6.2 with each estimate compared against its corresponding latent response, e.g., \hat{y}'_{N_1} against a'_{N_1} . Figure 4 shows the MSE of \hat{y}'_{N_1} , \hat{y}'_{U_1} , \hat{y}'_{N_2} , and \hat{y}'_{U_2} as we vary σ^2 . Pleasingly, despite the changes in the data generating process of the out-of-sample responses we evaluate on, the MSE for all four experiments closely matches across all noise levels. This motivates Assumption 3.5 as the key requirement for generalization, at least for PCR, rather than distributional invariance between the training and testing covariates.

6.4 Out-of-sample prediction: subspace inclusion vs. distributional invariance

The purpose of this simulation is to further illustrate that subspace inclusion (Assumption 3.5) is the key structure that enables PCR to successfully generalize, and not necessarily distributional invariance between the training and testing covariates.

6.4.1 Generative model

As before, we let $n = m = p = 1000$. We continue to generate the training covariates as $X = UV^T$ following the procedure in Section 6.2. We now generate two different testing covariates. First, we generate $X'_1 = U'V^T$, where the entries of U' are independently sampled from a normal distribution with mean zero and variance 5. As such, it follows that Assumption 3.5 immediately holds between X'_1 and X , though they do not obey the same distribution. Next, we generate $X'_2 = UV'^T$, where the entries of V' are independently sampled from a standard normal (just as in V). In doing so, we ensure that X'_2 and X follow the same distribution, though Assumption 3.5 no longer holds.

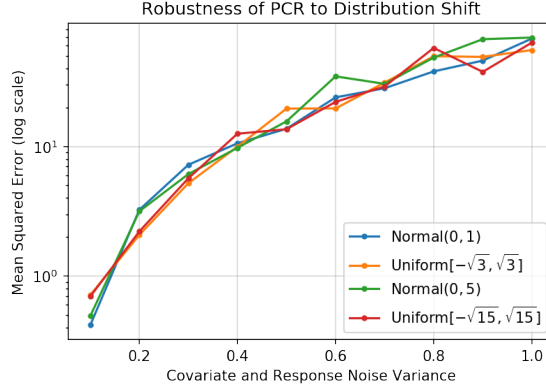


Figure 4: MSE plot of multiple PCR estimates \hat{y}'_{N_1} , \hat{y}'_{U_1} , \hat{y}'_{N_2} , and \hat{y}'_{U_2} – as we shift the distribution of the out-of-sample covariates, while ensuring Assumption 3.5 holds. Pleasingly, the MSE remains closely matched across all noise levels and distribution shifts.

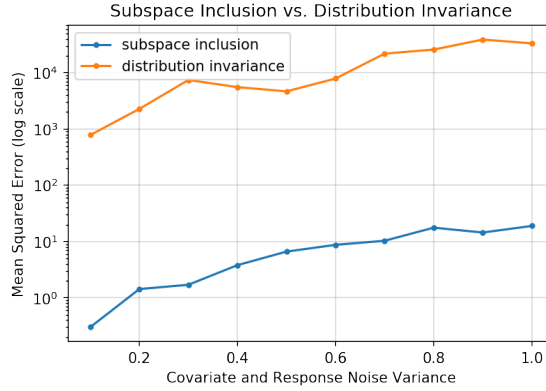


Figure 5: Plots of PCR’s MSE under two situations: when Assumption 3.5 holds but distributional invariance is violated (blue), and when Assumption 3.5 is violated but distributional invariance holds (orange). Across varying levels of noise, the former condition achieves a much lower MSE.

We generate β as in Section 6.2, and define $a'_1 = \mathbf{X}'_1\beta$ and $a'_2 = \mathbf{X}'_2\beta$. We also generate $\varepsilon, \mathbf{W}, \mathbf{W}'$ as in Section 6.2. In turn, we define the training data as $y = \mathbf{X}\beta + \varepsilon$ and $\mathbf{Z} = \mathbf{X} + \mathbf{W}$, and testing data as $\mathbf{Z}'_1 = \mathbf{X}'_1 + \mathbf{W}'$ and $\mathbf{Z}'_2 = \mathbf{X}'_2 + \mathbf{W}'$.

6.4.2 Results

We apply PCR under two scenarios. First, we apply PCR using $(y, \mathbf{Z}, \mathbf{Z}'_1)$ to yield \hat{y}'_1 , and once again using $(y, \mathbf{Z}, \mathbf{Z}'_2)$ to yield \hat{y}'_2 . We define MSE as in Section 6.2 with each estimate compared against its corresponding latent response, e.g., \hat{y}'_1 against a'_1 . Figure 5 shows the MSE of \hat{y}'_1 and \hat{y}'_2 across varying levels of noise. As we can see, when Assumption 3.5 holds yet distributional invariance is violated, the corresponding MSE of \hat{y}'_1 is almost three orders of magnitude smaller than that of \hat{y}'_2 , where Assumption 3.5 is violated but distributional invariance holds. This reinforces that the key structure required for PCR (and possibly other linear estimators) to generalize is Assumption 3.5, and not necessarily distributional invariance, as is typically assumed in the statistical learning literature.

7 Proof of Theorem 5.1

We start with some useful notations. Let $y = \mathbf{X}\beta^* + \varepsilon$ be the vector notation of (1) with $y = [y_i : i \leq n] \in \mathbb{R}^n$, $\varepsilon = [\varepsilon_i : i \leq n] \in \mathbb{R}^n$. Throughout, let $\mathbf{X} = \mathbf{U}\mathbf{S}\mathbf{V}^T$. Recall that the SVD of $\tilde{\mathbf{Z}} = 1/(\hat{\rho})\mathbf{Z} = \hat{\mathbf{U}}\hat{\mathbf{S}}\hat{\mathbf{V}}^T$. Its truncation using the top k singular components is denoted as $\tilde{\mathbf{Z}}^k = \hat{\mathbf{U}}_k\hat{\mathbf{S}}_k\hat{\mathbf{V}}_k^T$.

Further, we will often use the following bound: for any $\mathbf{A} \in \mathbb{R}^{a \times b}$, $v \in \mathbb{R}^b$,

$$\|\mathbf{A}v\|_2 = \left\| \sum_{j=1}^b \mathbf{A}_{\cdot j} v_j \right\|_2 \leq \left(\max_{j \leq b} \|\mathbf{A}_{\cdot j}\|_2 \right) \left(\sum_{j=1}^b |v_j| \right) = \|\mathbf{A}\|_{2,\infty} \|v\|_1, \quad (8)$$

where $\|\mathbf{A}\|_{2,\infty} = \max_j \|\mathbf{A}_{\cdot j}\|_2$ with $\mathbf{A}_{\cdot j}$ representing the j -th column of \mathbf{A} .

As discussed in Section 5.1, we shall denote β^* as the unique minimum ℓ_2 -norm model parameter satisfying (1); equivalently, this can be formulated as $\beta^* \in \text{rowspan}(\mathbf{X})$. As a result, it follows that

$$\mathbf{V}_\perp^T \beta^* = \mathbf{0}, \quad (9)$$

where \mathbf{V}_\perp represents a matrix of orthonormal basis vectors that span the nullspace of \mathbf{X} .

Similarly, let $\widehat{\mathbf{V}}_{k,\perp} \in \mathbb{R}^{p \times (p-k)}$ be a matrix of orthonormal basis vectors that span the nullspace of $\widetilde{\mathbf{Z}}^k$; thus, $\widehat{\mathbf{V}}_{k,\perp}$ is orthogonal to $\widehat{\mathbf{V}}_k$. Then,

$$\begin{aligned} \|\widehat{\beta} - \beta^*\|_2^2 &= \|\widehat{\mathbf{V}}_k \widehat{\mathbf{V}}_k^T (\widehat{\beta} - \beta^*) + \widehat{\mathbf{V}}_{k,\perp} \widehat{\mathbf{V}}_{k,\perp}^T (\widehat{\beta} - \beta^*)\|_2^2 \\ &= \|\widehat{\mathbf{V}}_k \widehat{\mathbf{V}}_k^T (\widehat{\beta} - \beta^*)\|_2^2 + \|\widehat{\mathbf{V}}_{k,\perp} \widehat{\mathbf{V}}_{k,\perp}^T (\widehat{\beta} - \beta^*)\|_2^2 \\ &= \|\widehat{\mathbf{V}}_k \widehat{\mathbf{V}}_k^T (\widehat{\beta} - \beta^*)\|_2^2 + \|\widehat{\mathbf{V}}_{k,\perp} \widehat{\mathbf{V}}_{k,\perp}^T \beta^*\|_2^2. \end{aligned} \quad (10)$$

Note that in the last equality we have used Property 4.1, which states that $\widehat{\mathbf{V}}_{k,\perp}^T \widehat{\beta} = \mathbf{0}$. Next, we bound the two terms in (10).

Bounding $\|\widehat{\mathbf{V}}_k \widehat{\mathbf{V}}_k^T (\widehat{\beta} - \beta^)\|_2^2$.* To begin, note that

$$\|\widehat{\mathbf{V}}_k \widehat{\mathbf{V}}_k^T (\widehat{\beta} - \beta^*)\|_2^2 = \|\widehat{\mathbf{V}}_k^T (\widehat{\beta} - \beta^*)\|_2^2, \quad (11)$$

since $\widehat{\mathbf{V}}_k$ is an isometry. Next, consider

$$\begin{aligned} \|\widetilde{\mathbf{Z}}^k (\widehat{\beta} - \beta^*)\|_2^2 &\leq 2\|\widetilde{\mathbf{Z}}^k \widehat{\beta} - \mathbf{X} \beta^*\|_2^2 + 2\|\mathbf{X} \beta^* - \widetilde{\mathbf{Z}}^k \beta^*\|_2^2 \\ &\leq 2\|\widetilde{\mathbf{Z}}^k \widehat{\beta} - \mathbf{X} \beta^*\|_2^2 + 2\|\mathbf{X} - \widetilde{\mathbf{Z}}^k\|_{2,\infty}^2 \|\beta^*\|_1^2, \end{aligned}$$

where we used (8). Recall that $\widetilde{\mathbf{Z}}^k = \widehat{\mathbf{U}}_k \widehat{\mathbf{S}}_k \widehat{\mathbf{V}}_k^T$. Therefore,

$$\begin{aligned} \|\widetilde{\mathbf{Z}}^k (\widehat{\beta} - \beta^*)\|_2^2 &= (\widehat{\beta} - \beta^*)^T \widehat{\mathbf{V}}_k \widehat{\mathbf{S}}_k^2 \widehat{\mathbf{V}}_k^T (\widehat{\beta} - \beta^*) \\ &= (\widehat{\mathbf{V}}_k^T (\widehat{\beta} - \beta^*))^T \widehat{\mathbf{S}}_k^2 (\widehat{\mathbf{V}}_k^T (\widehat{\beta} - \beta^*)) \\ &\geq \widehat{s}_k^2 \|\widehat{\mathbf{V}}_k^T (\widehat{\beta} - \beta^*)\|_2^2. \end{aligned}$$

Therefore using (11), we conclude that

$$\|\widehat{\mathbf{V}}_k \widehat{\mathbf{V}}_k^T (\widehat{\beta} - \beta^*)\|_2^2 \leq \frac{2}{\widehat{s}_k^2} \left(\|\widetilde{\mathbf{Z}}^k \widehat{\beta} - \mathbf{X} \beta^*\|_2^2 + \|\mathbf{X} - \widetilde{\mathbf{Z}}^k\|_{2,\infty}^2 \|\beta^*\|_1^2 \right). \quad (12)$$

Next, we bound $\|\widetilde{\mathbf{Z}}^k \widehat{\beta} - \mathbf{X} \beta^*\|_2$.

$$\begin{aligned} \|\widetilde{\mathbf{Z}}^k \widehat{\beta} - y\|_2^2 &= \|\widetilde{\mathbf{Z}}^k \widehat{\beta} - \mathbf{X} \beta^* - \varepsilon\|_2^2 \\ &= \|\widetilde{\mathbf{Z}}^k \widehat{\beta} - \mathbf{X} \beta^*\|_2^2 + \|\varepsilon\|_2^2 - 2\langle \widetilde{\mathbf{Z}}^k \widehat{\beta} - \mathbf{X} \beta^*, \varepsilon \rangle. \end{aligned} \quad (13)$$

By Property 4.1 we have,

$$\begin{aligned} \|\widetilde{\mathbf{Z}}^k \widehat{\beta} - y\|_2^2 &\leq \|\widetilde{\mathbf{Z}}^k \beta^* - y\|_2^2 = \|(\widetilde{\mathbf{Z}}^k - \mathbf{X}) \beta^* - \varepsilon\|_2^2 \\ &= \|(\widetilde{\mathbf{Z}}^k - \mathbf{X}) \beta^*\|_2^2 + \|\varepsilon\|_2^2 - 2\langle (\widetilde{\mathbf{Z}}^k - \mathbf{X}) \beta^*, \varepsilon \rangle. \end{aligned} \quad (14)$$

From (13) and (14), we have

$$\begin{aligned} \|\widetilde{\mathbf{Z}}^k \widehat{\beta} - \mathbf{X} \beta^*\|_2^2 &\leq \|(\widetilde{\mathbf{Z}}^k - \mathbf{X}) \beta^*\|_2^2 + 2\langle \widetilde{\mathbf{Z}}^k (\widehat{\beta} - \beta^*), \varepsilon \rangle \\ &\leq \|\mathbf{X} - \widetilde{\mathbf{Z}}^k\|_{2,\infty}^2 \|\beta^*\|_1^2 + 2\langle \widetilde{\mathbf{Z}}^k (\widehat{\beta} - \beta^*), \varepsilon \rangle, \end{aligned} \quad (15)$$

where we used (8). From (12) and (15), we conclude that

$$\|\widehat{\mathbf{V}}_k \widehat{\mathbf{V}}_k^T (\widehat{\beta} - \beta^*)\|_2^2 \leq \frac{4}{\widehat{s}_k^2} \left(\|\mathbf{X} - \widetilde{\mathbf{Z}}^k\|_{2,\infty}^2 \|\beta^*\|_1^2 + \langle \widetilde{\mathbf{Z}}^k (\widehat{\beta} - \beta^*), \varepsilon \rangle \right). \quad (16)$$

Bounding $\|\widehat{\mathbf{V}}_{k,\perp} \widehat{\mathbf{V}}_{k,\perp}^T \beta^*\|_2^2$. Consider

$$\begin{aligned} \|\widehat{\mathbf{V}}_{k,\perp} \widehat{\mathbf{V}}_{k,\perp}^T \beta^*\|_2 &= \|(\widehat{\mathbf{V}}_{k,\perp} \widehat{\mathbf{V}}_{k,\perp}^T - \mathbf{V}_\perp \mathbf{V}_\perp^T) \beta^* + \mathbf{V}_\perp \mathbf{V}_\perp^T \beta^*\|_2 \\ &\stackrel{(a)}{=} \|(\widehat{\mathbf{V}}_{k,\perp} \widehat{\mathbf{V}}_{k,\perp}^T - \mathbf{V}_\perp \mathbf{V}_\perp^T) \beta^*\|_2 \\ &\leq \|\widehat{\mathbf{V}}_{k,\perp} \widehat{\mathbf{V}}_{k,\perp}^T - \mathbf{V}_\perp \mathbf{V}_\perp^T\|_2 \|\beta^*\|_2, \end{aligned} \quad (17)$$

where (a) follows from $\mathbf{V}_\perp^T \beta^* = \mathbf{0}$ due to (9). Then,

$$\begin{aligned} \widehat{\mathbf{V}}_{k,\perp} \widehat{\mathbf{V}}_{k,\perp}^T - \mathbf{V}_\perp \mathbf{V}_\perp^T &= (\mathbf{I} - \mathbf{V}_\perp \mathbf{V}_\perp^T) - (\mathbf{I} - \widehat{\mathbf{V}}_{k,\perp} \widehat{\mathbf{V}}_{k,\perp}^T) \\ &= \mathbf{V} \mathbf{V}^T - \widehat{\mathbf{V}}_k \widehat{\mathbf{V}}_k^T. \end{aligned} \quad (18)$$

From (17) and (18), it follows that

$$\|\widehat{\mathbf{V}}_{k,\perp} \widehat{\mathbf{V}}_{k,\perp}^T \beta^*\|_2 \leq \|\mathbf{V} \mathbf{V}^T - \widehat{\mathbf{V}}_k \widehat{\mathbf{V}}_k^T\|_2 \|\beta^*\|_2. \quad (19)$$

Bringing together (10), (16), and (19). Collectively, we obtain

$$\begin{aligned} \|\widehat{\beta} - \beta^*\|_2^2 &\leq \|\mathbf{V} \mathbf{V}^T - \widehat{\mathbf{V}}_k \widehat{\mathbf{V}}_k^T\|_2^2 \|\beta^*\|_2^2 \\ &\quad + \frac{4}{\widehat{s}_k^2} \left(\|\mathbf{X} - \widetilde{\mathbf{Z}}^k\|_{2,\infty}^2 \|\beta^*\|_1^2 + \langle \widetilde{\mathbf{Z}}^k (\widehat{\beta} - \beta^*), \varepsilon \rangle \right). \end{aligned} \quad (20)$$

Key lemmas. We state the key lemmas bounding each of the terms on the right hand side of (20). This will help us conclude the proof of Theorem 5.1. The proofs of these lemmas are presented in Sections 7.1, 7.2, 7.3, 7.4.

Lemma 7.1. *Consider the setup of Theorem 5.1, and PCR with parameter $k = r = \text{rank}(\mathbf{X})$. Then, for any $t > 0$, the following holds with probability at least $1 - \exp(-t^2)$:*

$$\begin{aligned} \|\mathbf{U} \mathbf{U}^T - \widehat{\mathbf{U}}_r \widehat{\mathbf{U}}_r^T\|_2 &\leq C(K, \gamma) \frac{\sqrt{n} + \sqrt{p} + t}{\rho s_r}, \\ \|\mathbf{V} \mathbf{V}^T - \widehat{\mathbf{V}}_r \widehat{\mathbf{V}}_r^T\|_2 &\leq C(K, \gamma) \frac{\sqrt{n} + \sqrt{p} + t}{\rho s_r}. \end{aligned}$$

Here, $s_r > 0$ represents the r -th singular value of \mathbf{X} .

Lemma 7.2. *Consider PCR with parameter $k = r$ and $\rho \geq c \frac{\log^2 np}{np}$. Then with probability at least $1 - O(1/(np)^{10})$,*

$$\|\mathbf{X} - \widetilde{\mathbf{Z}}^r\|_{2,\infty}^2 \leq C(K, \gamma) \left(\frac{(n+p)(n + \sqrt{n} \log(np))}{\rho^4 s_r^2} + \frac{r + \sqrt{r} \log(np)}{\rho^2} \right) + C \frac{\log(np)}{\rho p}.$$

Lemma 7.3. *If $\rho \geq c \frac{\log^2 np}{np}$, then for any $k \in [n \wedge p]$, we have with probability at least $1 - O(1/(np)^{10})$,*

$$|\widehat{s}_k - s_k| \leq \frac{C(K, \gamma)(\sqrt{n} + \sqrt{p})}{\rho} + C \frac{\sqrt{\log(np)}}{\sqrt{\rho np}} s_k.$$

Lemma 7.4. *Given $\widetilde{\mathbf{Z}}^r$, the following holds with probability at least $1 - O(1/(np)^{10})$ with respect to randomness in ε :*

$$\langle \widetilde{\mathbf{Z}}^r (\widehat{\beta} - \beta^*), \varepsilon \rangle \leq \sigma^2 r + C \sigma \sqrt{\log(np)} (\sigma \sqrt{r} + \sigma \sqrt{\log(np)} + \|\beta^*\|_1 (\sqrt{n} + \|\widetilde{\mathbf{Z}}^r - \mathbf{X}\|_{2,\infty})).$$

Completing the proof of Theorem 5.1. Using Lemma 7.4, the following holds with probability at least $1 - O(1/(np)^{10})$:

$$\|\mathbf{X} - \widetilde{\mathbf{Z}}^r\|_{2,\infty}^2 \|\beta^*\|_1^2 + \langle \widetilde{\mathbf{Z}}^r (\widehat{\beta} - \beta^*), \varepsilon \rangle$$

$$\begin{aligned}
&\leq \|\mathbf{X} - \tilde{\mathbf{Z}}^r\|_{2,\infty}^2 \|\beta^*\|_1^2 + C\sigma\sqrt{\log(np)}\|\mathbf{X} - \tilde{\mathbf{Z}}^r\|_{2,\infty}\|\beta^*\|_1 + C\sigma^2\log(np) \\
&\quad + C\sigma\sqrt{\log(np)}(\sqrt{n}\|\beta^*\|_1 + s\sigma\sqrt{r}) + \sigma^2r \\
&\leq C(\|\mathbf{X} - \tilde{\mathbf{Z}}^k\|_{2,\infty}\|\beta^*\|_1 + \sigma\sqrt{\log(np)})^2 + C\sigma\sqrt{\log(np)}(\sqrt{n}\|\beta^*\|_1 + \sigma\sqrt{r}) + \sigma^2r \\
&\leq C\|\mathbf{X} - \tilde{\mathbf{Z}}^k\|_{2,\infty}^2\|\beta^*\|_1^2 + C\sigma^2(\log(np) + r) + C\sigma\sqrt{n\log(np)}\|\beta^*\|_1.
\end{aligned} \tag{21}$$

Using (20) and (21), we have with probability at least $1 - O(1/(np)^{10})$,

$$\begin{aligned}
\|\hat{\beta} - \beta^*\|_2^2 &\leq \|\mathbf{V}\mathbf{V}^T - \hat{\mathbf{V}}_k\hat{\mathbf{V}}_k^T\|_2^2 \|\beta^*\|_2^2 \\
&\quad + C\frac{\|\mathbf{X} - \tilde{\mathbf{Z}}^k\|_{2,\infty}^2\|\beta^*\|_1^2 + \sigma^2(\log(np) + r) + \sigma\sqrt{n\log(np)}\|\beta^*\|_1}{\hat{s}_r^2}.
\end{aligned} \tag{22}$$

Using Lemma 7.1 in (22), we have with probability at least $1 - O(1/(np)^{10})$,

$$\begin{aligned}
\|\hat{\beta} - \beta^*\|_2^2 &\leq C(K, \gamma)\frac{n+p}{\rho^2s_r^2}\|\beta^*\|_2^2 + C\frac{\|\mathbf{X} - \tilde{\mathbf{Z}}^k\|_{2,\infty}^2\|\beta^*\|_1^2}{\hat{s}_r^2} \\
&\quad + C\frac{\sigma^2(\log(np) + r) + \sigma\sqrt{n\log(np)}\|\beta^*\|_1}{\hat{s}_r^2}.
\end{aligned} \tag{23}$$

By Lemma 7.3 with $k = r$, and since $\rho \geq c\frac{\log^2 np}{np}$ and $\text{snr} \geq C(K, \gamma, \sigma)$, we have that

$$\begin{aligned}
\frac{|\hat{s}_r - s_r|}{s_r} &\leq \frac{C(K, \gamma)(\sqrt{n} + \sqrt{p})}{\rho s_r} + C\frac{\sqrt{\log(np)}}{\sqrt{\rho np}} \\
&= \frac{C(K, \gamma)}{\text{snr}} + C\frac{\sqrt{\log(np)}}{\sqrt{\rho np}} \leq \frac{1}{2}.
\end{aligned}$$

As a result,

$$s_r/2 \leq \hat{s}_r \leq 3s_r/2. \tag{24}$$

Now, using the definition of snr as per (4) and $\sqrt{a+b} \leq \sqrt{a} + \sqrt{b}$ for $a, b \geq 0$, we have

$$\frac{n+p}{\rho^2s_r^2} \leq \frac{1}{\text{snr}^2}. \tag{25}$$

Using (24), (25), the assumption that $\|\beta^*\|_1 = O(\sqrt{p})$, and observing that $\|\beta^*\|_1^2 \leq p\|\beta^*\|_2^2$, we obtain

$$\frac{\sigma^2(\log(np) + r)}{\hat{s}_r^2} \leq C\frac{\sigma^2\rho^2r\log(np)}{\text{snr}^2(n \vee p)} \tag{26}$$

$$\frac{\sigma\sqrt{n\log(np)}}{\hat{s}_r^2}\|\beta^*\|_1 \leq C\frac{\sigma\rho^2\sqrt{np\log(np)}}{\text{snr}^2(n \vee p)} \leq C\frac{\sigma\sqrt{\log(np)}}{\text{snr}^2} \tag{27}$$

$$\frac{(n+p)(n + \sqrt{n}\log(np))}{\rho^4s_r^2\hat{s}_r^2}\|\beta^*\|_1^2 \leq C\frac{n\log(np)}{\text{snr}^4(n \vee p)}\|\beta^*\|_1^2 \leq C\frac{\log(np)}{\text{snr}^4}\|\beta^*\|_1^2 \tag{28}$$

$$\frac{r + \sqrt{r}\log(np)}{\rho^2\hat{s}_r^2}\|\beta^*\|_1^2 \leq C\frac{rp\log(np)}{\text{snr}^2(n \vee p)}\|\beta^*\|_1^2 \leq C\frac{r\log(np)}{\text{snr}^2}\|\beta^*\|_1^2 \tag{29}$$

$$\frac{\log(np)}{\rho\hat{s}_r^2p}\|\beta^*\|_1^2 \leq C\frac{p\rho\log(np)}{\text{snr}^2p(n \vee p)}\|\beta^*\|_1^2 \leq C\frac{\log(np)}{\text{snr}^2(n \vee p)}\|\beta^*\|_1^2. \tag{30}$$

Plugging Lemma 7.3, (25), (26), (27), (28), (29), (30) into (23), using the assumption $\|\beta^*\|_2 = \Omega(1)$, and simplifying, we obtain

$$\|\hat{\beta} - \beta^*\|_2^2 \leq C(K, \gamma, \sigma)\log(np) \cdot \left(\frac{r\|\beta^*\|_2^2}{\text{snr}^2} + \frac{\|\beta^*\|_1^2}{\text{snr}^4} \right).$$

This completes the proof of Theorem 5.1.

7.1 Proof of Lemma 7.1

Recall that \mathbf{U}, \mathbf{V} denote the left and right singular vectors of \mathbf{X} (equivalently, $\rho\mathbf{X}$), respectively; meanwhile, $\widehat{\mathbf{U}}_k, \widehat{\mathbf{V}}_k$ denote the top k left and right singular vectors of $\widehat{\mathbf{Z}}$ (equivalently, \mathbf{Z}), respectively. Further, observe that $\mathbb{E}[\mathbf{Z}] = \rho\mathbf{X}$ and let $\widetilde{\mathbf{W}} = \mathbf{Z} - \rho\mathbf{X}$. To arrive at our result, we recall Wedin's Theorem [37].

Theorem 7.1 (Wedin's Theorem). *Given $\mathbf{A}, \mathbf{B} \in \mathbb{R}^{n \times p}$, let $\mathbf{A} = \mathbf{U}\mathbf{S}\mathbf{V}^T$ and $\mathbf{B} = \widehat{\mathbf{U}}\widehat{\mathbf{S}}\widehat{\mathbf{V}}^T$ be their respective SVDs. Let $\mathbf{U}_k, \mathbf{V}_k$ (respectively, $\widehat{\mathbf{U}}_k, \widehat{\mathbf{V}}_k$) correspond to the truncation of \mathbf{U}, \mathbf{V} (respectively, $\widehat{\mathbf{U}}, \widehat{\mathbf{V}}$) that retains the columns corresponding to the top k singular values of \mathbf{A} (respectively, \mathbf{B}). Let s_k denote the k -th singular value of \mathbf{A} . Then,*

$$\max\left(\|\mathbf{U}_k\mathbf{U}_k^T - \widehat{\mathbf{U}}_k\widehat{\mathbf{U}}_k^T\|_2, \|\mathbf{V}_k\mathbf{V}_k^T - \widehat{\mathbf{V}}_k\widehat{\mathbf{V}}_k^T\|_2\right) \leq \frac{2\|\mathbf{A} - \mathbf{B}\|_2}{s_k - s_{k+1}}.$$

Using Theorem 7.1 for $k = r$, it follows that

$$\max\left(\|\mathbf{U}\mathbf{U}^T - \widehat{\mathbf{U}}_r\widehat{\mathbf{U}}_r^T\|_2, \|\mathbf{V}\mathbf{V}^T - \widehat{\mathbf{V}}_r\widehat{\mathbf{V}}_r^T\|_2\right) \leq \frac{2\|\widetilde{\mathbf{W}}\|_2}{\rho s_r}, \quad (31)$$

where s_r is the smallest nonzero singular value of \mathbf{X} . Next, we obtain a high probability bound on $\|\widetilde{\mathbf{W}}\|_2$. To that end,

$$\frac{1}{n}\|\widetilde{\mathbf{W}}\|_2^2 = \frac{1}{n}\|\widetilde{\mathbf{W}}^T\widetilde{\mathbf{W}}\|_2 \leq \frac{1}{n}\|\widetilde{\mathbf{W}}^T\widetilde{\mathbf{W}} - \mathbb{E}[\widetilde{\mathbf{W}}^T\widetilde{\mathbf{W}}]\|_2 + \frac{1}{n}\|\mathbb{E}[\widetilde{\mathbf{W}}^T\widetilde{\mathbf{W}}]\|_2. \quad (32)$$

We bound the two terms in (32) separately. We recall the following lemma, which is a direct extension of Theorem 4.6.1 of [38] for the non-isotropic setting, and we present its proof for completeness in Section 7.5.

Lemma 7.5 (Independent sub-gaussian rows). *Let \mathbf{A} be an $n \times p$ matrix whose rows A_i are independent, mean zero, sub-gaussian random vectors in \mathbb{R}^p with second moment matrix $\Sigma = (1/n)\mathbb{E}[\mathbf{A}^T\mathbf{A}]$. Then for any $t \geq 0$, the following inequality holds with probability at least $1 - \exp(-t^2)$:*

$$\left\|\frac{1}{n}\mathbf{A}^T\mathbf{A} - \Sigma\right\|_2 \leq K^2 \max(\delta, \delta^2), \quad \text{where } \delta = C\sqrt{\frac{p}{n}} + \frac{t}{\sqrt{n}}; \quad (33)$$

here, $K = \max_i \|A_i\|_{\psi_2}$.

The matrix $\widetilde{\mathbf{W}} = \mathbf{Z} - \rho\mathbf{X}$ has independent rows by Assumption 3.4. We state the following Lemma about the distribution property of the rows of $\widetilde{\mathbf{W}}$, the proof of which can be found in Section 7.6.

Lemma 7.6. *Let Assumption 3.4 hold. Then, $z_i - \rho x_i$ is a sequence of independent, mean zero, sub-gaussian random vectors satisfying $\|z_i - \rho x_i\|_{\psi_2} \leq C(K + 1)$.*

From Lemmas 7.5 and 7.6, with probability at least $1 - \exp(-t^2)$,

$$\frac{1}{n}\|\widetilde{\mathbf{W}}^T\widetilde{\mathbf{W}} - \mathbb{E}[\widetilde{\mathbf{W}}^T\widetilde{\mathbf{W}}]\|_2 \leq C(K + 1)^2\left(1 + \frac{p}{n} + \frac{t^2}{n}\right). \quad (34)$$

Finally, we claim the following bound on $\|\mathbb{E}[\widetilde{\mathbf{W}}^T\widetilde{\mathbf{W}}]\|_2$, the proof of which is in Section 7.7.

Lemma 7.7. *Let Assumption 3.4 hold. Then, we have*

$$\|\mathbb{E}[\widetilde{\mathbf{W}}^T\widetilde{\mathbf{W}}]\|_2 \leq C(K + 1)^2 n(\rho - \rho^2) + n\rho^2\gamma^2.$$

From (32), (34) and Lemma 7.7, it follows that with probability at least $1 - \exp(-t^2)$ for any $t > 0$, we have

$$\|\widetilde{\mathbf{W}}\|_2^2 \leq C(K + 1)^2(n + p + t^2) + n(\rho(1 - \rho)(K + 1)^2 + \rho^2\gamma^2).$$

For this, we conclude the following lemma.

Lemma 7.8. *For any $t > 0$, the following holds with probability at least $1 - \exp(-t^2)$:*

$$\|\mathbf{Z} - \rho\mathbf{X}\|_2 \leq C(K, \gamma)(\sqrt{n} + \sqrt{p} + t).$$

Using the above and (31), we conclude the proof of Lemma 7.1.

7.2 Proof of Lemma 7.2

We want to bound $\|\mathbf{X} - \tilde{\mathbf{Z}}^k\|_{2,\infty}^2$. To that end, let $\Delta_j = \mathbf{X}_{\cdot j} - \tilde{\mathbf{Z}}_{\cdot j}^k$ for any $j \in [p]$. Our interest is in bounding $\|\Delta_j\|_2^2$ for all $j \in [p]$. Consider,

$$\tilde{\mathbf{Z}}_{\cdot j}^k - \mathbf{X}_{\cdot j} = (\tilde{\mathbf{Z}}_{\cdot j}^k - \hat{\mathbf{U}}_k \hat{\mathbf{U}}_k^T \mathbf{X}_{\cdot j}) + (\hat{\mathbf{U}}_k \hat{\mathbf{U}}_k^T \mathbf{X}_{\cdot j} - \mathbf{X}_{\cdot j}).$$

Now, note that $\tilde{\mathbf{Z}}_{\cdot j}^k - \hat{\mathbf{U}}_k \hat{\mathbf{U}}_k^T \mathbf{X}_{\cdot j}$ belongs to the subspace spanned by column vectors of $\hat{\mathbf{U}}_k$, while $\hat{\mathbf{U}}_k \hat{\mathbf{U}}_k^T \mathbf{X}_{\cdot j} - \mathbf{X}_{\cdot j}$ belongs to its orthogonal complement with respect to \mathbb{R}^n . As a result,

$$\|\tilde{\mathbf{Z}}_{\cdot j}^k - \mathbf{X}_{\cdot j}\|_2^2 = \|\tilde{\mathbf{Z}}_{\cdot j}^k - \hat{\mathbf{U}}_k \hat{\mathbf{U}}_k^T \mathbf{X}_{\cdot j}\|_2^2 + \|\hat{\mathbf{U}}_k \hat{\mathbf{U}}_k^T \mathbf{X}_{\cdot j} - \mathbf{X}_{\cdot j}\|_2^2. \quad (35)$$

Bounding $\|\tilde{\mathbf{Z}}_{\cdot j}^k - \hat{\mathbf{U}}_k \hat{\mathbf{U}}_k^T \mathbf{X}_{\cdot j}\|_2^2$. Recall that $\tilde{\mathbf{Z}} = (1/\hat{\rho})\mathbf{Z} = \hat{\mathbf{U}}\hat{\mathbf{S}}\hat{\mathbf{V}}^T$, and hence $\mathbf{Z} = \hat{\rho}\hat{\mathbf{U}}\hat{\mathbf{S}}\hat{\mathbf{V}}^T$. Consequently,

$$\begin{aligned} \frac{1}{\hat{\rho}}\hat{\mathbf{U}}_k \hat{\mathbf{U}}_k^T \mathbf{Z}_{\cdot j} &= \frac{1}{\hat{\rho}}\hat{\mathbf{U}}_k \hat{\mathbf{U}}_k^T \mathbf{Z} \mathbf{e}_j = \hat{\mathbf{U}}_k \hat{\mathbf{U}}_k^T \hat{\mathbf{U}} \hat{\mathbf{S}} \hat{\mathbf{V}}^T \mathbf{e}_j \\ &= \hat{\mathbf{U}}_k \hat{\mathbf{S}}_k \hat{\mathbf{V}}_k^T \mathbf{e}_j = \tilde{\mathbf{Z}}_{\cdot j}^k. \end{aligned}$$

Therefore, we have

$$\begin{aligned} \tilde{\mathbf{Z}}_{\cdot j}^k - \hat{\mathbf{U}}_k \hat{\mathbf{U}}_k^T \mathbf{X}_{\cdot j} &= \frac{1}{\hat{\rho}}\hat{\mathbf{U}}_k \hat{\mathbf{U}}_k^T \mathbf{Z}_{\cdot j} - \hat{\mathbf{U}}_k \hat{\mathbf{U}}_k^T \mathbf{X}_{\cdot j} \\ &= \frac{1}{\hat{\rho}}\hat{\mathbf{U}}_k \hat{\mathbf{U}}_k^T (\mathbf{Z}_{\cdot j} - \rho \mathbf{X}_{\cdot j}) + \left(\frac{\rho - \hat{\rho}}{\hat{\rho}}\right) \hat{\mathbf{U}}_k \hat{\mathbf{U}}_k^T \mathbf{X}_{\cdot j}. \end{aligned}$$

Therefore,

$$\begin{aligned} \|\tilde{\mathbf{Z}}_{\cdot j}^k - \hat{\mathbf{U}}_k \hat{\mathbf{U}}_k^T \mathbf{X}_{\cdot j}\|_2^2 &\leq \frac{2}{\hat{\rho}^2} \|\hat{\mathbf{U}}_k \hat{\mathbf{U}}_k^T (\mathbf{Z}_{\cdot j} - \rho \mathbf{X}_{\cdot j})\|_2^2 + 2 \left(\frac{\rho - \hat{\rho}}{\hat{\rho}}\right)^2 \|\hat{\mathbf{U}}_k \hat{\mathbf{U}}_k^T \mathbf{X}_{\cdot j}\|_2^2 \\ &\leq \frac{2}{\hat{\rho}^2} \|\hat{\mathbf{U}}_k \hat{\mathbf{U}}_k^T (\mathbf{Z}_{\cdot j} - \rho \mathbf{X}_{\cdot j})\|_2^2 + 2 \left(\frac{\rho - \hat{\rho}}{\hat{\rho}}\right)^2 \|\mathbf{X}_{\cdot j}\|_2^2, \end{aligned}$$

where we have used the fact that $\|\hat{\mathbf{U}}_k \hat{\mathbf{U}}_k^T\|_2 = 1$. Recall that $\mathbf{U} \in \mathbb{R}^{n \times r}$ represents the left singular vectors of \mathbf{X} . Thus,

$$\begin{aligned} \|\hat{\mathbf{U}}_k \hat{\mathbf{U}}_k^T (\mathbf{Z}_{\cdot j} - \rho \mathbf{X}_{\cdot j})\|_2^2 &\leq 2 \|(\hat{\mathbf{U}}_k \hat{\mathbf{U}}_k^T - \mathbf{U} \mathbf{U}^T) (\mathbf{Z}_{\cdot j} - \rho \mathbf{X}_{\cdot j})\|_2^2 + 2 \|\mathbf{U} \mathbf{U}^T (\mathbf{Z}_{\cdot j} - \rho \mathbf{X}_{\cdot j})\|_2^2 \\ &\leq 2 \|\hat{\mathbf{U}}_k \hat{\mathbf{U}}_k^T - \mathbf{U} \mathbf{U}^T\|_2^2 \|\mathbf{Z}_{\cdot j} - \rho \mathbf{X}_{\cdot j}\|_2^2 + 2 \|\mathbf{U} \mathbf{U}^T (\mathbf{Z}_{\cdot j} - \rho \mathbf{X}_{\cdot j})\|_2^2. \end{aligned}$$

By Assumption 3.1, we have that $\|\mathbf{X}_{\cdot j}\|_2^2 \leq n$. This yields

$$\begin{aligned} \|\tilde{\mathbf{Z}}_{\cdot j}^k - \hat{\mathbf{U}}_k \hat{\mathbf{U}}_k^T \mathbf{X}_{\cdot j}\|_2^2 &\leq \frac{4}{\hat{\rho}^2} \|\hat{\mathbf{U}}_k \hat{\mathbf{U}}_k^T - \mathbf{U} \mathbf{U}^T\|_2^2 \|\mathbf{Z}_{\cdot j} - \rho \mathbf{X}_{\cdot j}\|_2^2 \\ &\quad + \frac{4}{\hat{\rho}^2} \|\mathbf{U} \mathbf{U}^T (\mathbf{Z}_{\cdot j} - \rho \mathbf{X}_{\cdot j})\|_2^2 + 2n \left(\frac{\rho - \hat{\rho}}{\hat{\rho}}\right)^2. \end{aligned} \quad (36)$$

We now state Lemmas 7.9 and 7.10. Their proofs are in Sections 7.8 and 7.9, respectively.

Lemma 7.9. For any $\alpha > 1$,

$$\mathbb{P}(\rho/\alpha \leq \hat{\rho} \leq \alpha\rho) \geq 1 - 2 \exp\left(-\frac{(\alpha-1)^2 n p \rho}{2\alpha^2}\right).$$

Therefore, for $\rho \geq c \frac{\log^2 np}{np}$, we have with probability $1 - O(1/(np)^{10})$

$$\frac{\rho}{2} \leq \hat{\rho} \leq 2\rho \quad \text{and} \quad \left(\frac{\rho - \hat{\rho}}{\hat{\rho}}\right)^2 \leq C \frac{\log(np)}{\rho n p}.$$

Lemma 7.10. Consider any matrix $\mathbf{Q} \in \mathbb{R}^{n \times \ell}$ with $1 \leq \ell \leq n$ such that its columns $\mathbf{Q}_{\cdot j}$ for $j \in [\ell]$ are orthonormal vectors. Then for any $t > 0$,

$$\mathbb{P}\left(\max_{j \in [p]} \|\mathbf{Q} \mathbf{Q}^T (\mathbf{Z}_{\cdot j} - \rho \mathbf{X}_{\cdot j})\|_2^2 \geq \ell C (K+1)^2 + t\right)$$

$$\leq p \cdot \exp \left(-c \min \left(\frac{t^2}{C(K+1)^4 \ell}, \frac{t}{C(K+1)^2} \right) \right).$$

Subsequently, with probability $1 - O(1/(np)^{10})$,

$$\max_{j \in [p]} \|\mathbf{Q}\mathbf{Q}^T(\mathbf{Z}_{\cdot j} - \rho\mathbf{X}_{\cdot j})\|_2^2 \leq C(K+1)^2(\ell + \sqrt{\ell} \log(np)).$$

Both terms $\|\mathbf{Z}_{\cdot j} - \rho\mathbf{X}_{\cdot j}\|_2^2$ and $\|\mathbf{U}\mathbf{U}^T(\mathbf{Z}_{\cdot j} - \rho\mathbf{X}_{\cdot j})\|_2^2$ can be bounded by Lemma 7.10: for the first term $\mathbf{Q} = \mathbf{I}$, and for the second term $\mathbf{Q} = \mathbf{U}$. In summary, with probability $1 - O(1/(np)^{10})$, we have

$$\max_{j \in [p]} \|\mathbf{Z}_{\cdot j} - \rho\mathbf{X}_{\cdot j}\|_2^2 \leq C(K+1)^2(n + \sqrt{n} \log(np)), \quad (37)$$

and

$$\max_{j \in [p]} \|\mathbf{U}\mathbf{U}^T(\mathbf{Z}_{\cdot j} - \rho\mathbf{X}_{\cdot j})\|_2^2 \leq C(K+1)^2(r + \sqrt{r} \log(np)). \quad (38)$$

Using (36), (37), (38), and Lemmas 7.1 and 7.9 with $k = r$, we conclude that with probability $1 - O(1/(np)^{10})$,

$$\max_{j \in [p]} \|\tilde{\mathbf{Z}}_{\cdot j}^k - \hat{\mathbf{U}}_k \hat{\mathbf{U}}_k^T \mathbf{X}_{\cdot j}\|_2^2 \leq C(K, \gamma) \left(\frac{(n+p)(n + \sqrt{n} \log(np))}{\rho^4 s_r^2} + \frac{r + \sqrt{r} \log(np)}{\rho^2} \right) + C \frac{\log(np)}{\rho p}. \quad (39)$$

Bounding $\|\hat{\mathbf{U}}_k \hat{\mathbf{U}}_k^T \mathbf{X}_{\cdot j} - \mathbf{X}_{\cdot j}\|_2^2$. Recalling $\mathbf{X} = \mathbf{U}\mathbf{S}\mathbf{V}^T$, we obtain $\mathbf{U}\mathbf{U}^T \mathbf{X}_{\cdot j} = \mathbf{X}_{\cdot j}$ since $\mathbf{U}\mathbf{U}^T$ is the projection onto the column space of \mathbf{X} . Therefore,

$$\begin{aligned} \|\hat{\mathbf{U}}_k \hat{\mathbf{U}}_k^T \mathbf{X}_{\cdot j} - \mathbf{X}_{\cdot j}\|_2^2 &= \|\hat{\mathbf{U}}_k \hat{\mathbf{U}}_k^T \mathbf{X}_{\cdot j} - \mathbf{U}\mathbf{U}^T \mathbf{X}_{\cdot j}\|_2^2 \\ &\leq \|\hat{\mathbf{U}}_k \hat{\mathbf{U}}_k^T - \mathbf{U}\mathbf{U}^T\|_2^2 \|\mathbf{X}_{\cdot j}\|_2^2. \end{aligned}$$

Using Property 3.1, note that $\|\mathbf{X}_{\cdot j}\|_2^2 \leq n$. Thus using Lemma 7.1 with $k = r$, we have that with probability at least $1 - O(1/(np)^{10})$, we have

$$\|\hat{\mathbf{U}}_k \hat{\mathbf{U}}_k^T \mathbf{X}_{\cdot j} - \mathbf{X}_{\cdot j}\|_2^2 \leq C \frac{n(n+p)}{\rho^2 s_r^2}. \quad (40)$$

Concluding. From (35), (39), and (40), we claim with probability at least $1 - O(1/(np)^{10})$

$$\|\mathbf{X} - \tilde{\mathbf{Z}}^k\|_{2,\infty}^2 \leq C(K, \gamma) \left(\frac{(n+p)(n + \sqrt{n} \log(np))}{\rho^4 s_r^2} + \frac{r + \sqrt{r} \log(np)}{\rho^2} \right) + C \frac{\log(np)}{\rho p}.$$

This completes the proof of Lemma 7.2.

7.3 Proof of Lemma 7.3

To bound \hat{s}_k , we recall Weyl's inequality.

Lemma 7.11 (Weyl's inequality). *Given $\mathbf{A}, \mathbf{B} \in \mathbb{R}^{m \times n}$, let σ_i and $\hat{\sigma}_i$ be the i -th singular values of \mathbf{A} and \mathbf{B} , respectively, in decreasing order and repeated by multiplicities. Then for all $i \in [m \wedge n]$,*

$$|\sigma_i - \hat{\sigma}_i| \leq \|\mathbf{A} - \mathbf{B}\|_2.$$

Let \tilde{s}_k be the k -th singular value of \mathbf{Z} . Then, $\hat{s}_k = (1/\hat{\rho})\tilde{s}_k$ since it is the k -th singular value of $\tilde{\mathbf{Z}} = (1/\hat{\rho})\mathbf{Z}$. By Lemma 7.11, we have

$$|\tilde{s}_k - \rho s_k| \leq \|\mathbf{Z} - \rho\mathbf{X}\|_2;$$

recall that s_k is the k -th singular value of \mathbf{X} . As a result,

$$|\hat{s}_k - s_k| = \frac{1}{\hat{\rho}} |\tilde{s}_k - \hat{\rho} s_k|$$

$$\begin{aligned}
&\leq \frac{1}{\widehat{\rho}} |\widehat{s}_k - \rho s_k| + \frac{|\rho - \widehat{\rho}|}{\widehat{\rho}} s_k \\
&\leq \frac{\|\mathbf{Z} - \rho \mathbf{X}\|_2}{\widehat{\rho}} + \frac{|\rho - \widehat{\rho}|}{\widehat{\rho}} s_k.
\end{aligned}$$

From Lemma 7.8 and Lemma 7.9, it follows that with probability at least $1 - O(1/(np)^{10})$,

$$|\widehat{s}_k - s_k| \leq \frac{C(K, \gamma)(\sqrt{n} + \sqrt{p})}{\rho} + C \frac{\sqrt{\log(np)}}{\sqrt{\rho np}} s_k.$$

This completes the proof of Lemma 7.3.

7.4 Proof of Lemma 7.4

We need to bound $\langle \widetilde{\mathbf{Z}}^k(\widehat{\beta} - \beta^*), \varepsilon \rangle$. To that end, we recall that $\widehat{\beta} = \widehat{\mathbf{V}}_k \widehat{\mathbf{S}}_k^{-1} \widehat{\mathbf{U}}_k^T y$, $\widetilde{\mathbf{Z}}^k = \widehat{\mathbf{U}}_k \widehat{\mathbf{S}}_k \widehat{\mathbf{V}}_k^T$, and $y = \mathbf{X} \beta^* + \varepsilon$. Thus,

$$\widetilde{\mathbf{Z}}^k \widehat{\beta} = \widehat{\mathbf{U}}_k \widehat{\mathbf{S}}_k \widehat{\mathbf{V}}_k^T \widehat{\mathbf{V}}_k \widehat{\mathbf{S}}_k^{-1} \widehat{\mathbf{U}}_k^T y = \widehat{\mathbf{U}}_k \widehat{\mathbf{U}}_k^T \mathbf{X} \beta^* + \widehat{\mathbf{U}}_k \widehat{\mathbf{U}}_k^T \varepsilon.$$

Therefore,

$$\langle \widetilde{\mathbf{Z}}^k(\widehat{\beta} - \beta^*), \varepsilon \rangle = \langle \widehat{\mathbf{U}}_k \widehat{\mathbf{U}}_k^T \mathbf{X} \beta^*, \varepsilon \rangle + \langle \widehat{\mathbf{U}}_k \widehat{\mathbf{U}}_k^T \varepsilon, \varepsilon \rangle - \langle \widehat{\mathbf{U}}_k \widehat{\mathbf{S}}_k \widehat{\mathbf{V}}_k^T \beta^*, \varepsilon \rangle. \quad (41)$$

Now, ε is independent of $\widehat{\mathbf{U}}_k, \widehat{\mathbf{S}}_k, \widehat{\mathbf{V}}_k$ since $\widetilde{\mathbf{Z}}^k$ is determined by \mathbf{Z} , which is independent of ε . As a result,

$$\begin{aligned}
\mathbb{E}[\langle \widehat{\mathbf{U}}_k \widehat{\mathbf{U}}_k^T \varepsilon, \varepsilon \rangle] &= \mathbb{E}[\varepsilon^T \widehat{\mathbf{U}}_k \widehat{\mathbf{U}}_k^T \varepsilon] \\
&= \mathbb{E}[\text{tr}(\varepsilon^T \widehat{\mathbf{U}}_k \widehat{\mathbf{U}}_k^T \varepsilon)] = \mathbb{E}[\text{tr}(\varepsilon \varepsilon^T \widehat{\mathbf{U}}_k \widehat{\mathbf{U}}_k^T)] \\
&= \text{tr}(\mathbb{E}[\varepsilon \varepsilon^T] \widehat{\mathbf{U}}_k \widehat{\mathbf{U}}_k^T) \leq C \text{tr}(\sigma^2 \widehat{\mathbf{U}}_k \widehat{\mathbf{U}}_k^T) \\
&= C \sigma^2 \|\widehat{\mathbf{U}}_k\|_F^2 = C \sigma^2 k.
\end{aligned} \quad (42)$$

Therefore, it follows that

$$\mathbb{E}[\langle \widetilde{\mathbf{Z}}^k(\widehat{\beta} - \beta^*), \varepsilon \rangle] \leq C \sigma^2 k, \quad (43)$$

where we used the fact $\mathbb{E}[\varepsilon] = \mathbf{0}$. To obtain a high probability bound, using Lemma A.3 it follows that for any $t > 0$

$$\mathbb{P}\left(\langle \widehat{\mathbf{U}}_k \widehat{\mathbf{U}}_k^T \mathbf{X} \beta^*, \varepsilon \rangle \geq t\right) \leq \exp\left(-\frac{ct^2}{n \|\beta^*\|_1^2 \sigma^2}\right) \quad (44)$$

due to Assumption 3.3, and

$$\|\widehat{\mathbf{U}}_k \widehat{\mathbf{U}}_k^T \mathbf{X} \beta^*\|_2 \leq \|\mathbf{X} \beta^*\|_2 \leq \|\mathbf{X}\|_{2,\infty} \|\beta^*\|_1 \leq \sqrt{n} \|\beta^*\|_1;$$

note that we have used the fact that $\widehat{\mathbf{U}}_k \widehat{\mathbf{U}}_k^T$ is a projection matrix and $\|\mathbf{X}\|_{2,\infty} \leq \sqrt{n}$ due to Assumption 3.1. Similarly, for any $t > 0$

$$\mathbb{P}\left(\langle \widehat{\mathbf{U}}_k \widehat{\mathbf{S}}_k \widehat{\mathbf{V}}_k^T \beta^*, \varepsilon \rangle \geq t\right) \leq \exp\left(-\frac{ct^2}{\sigma^2(n + \|\widetilde{\mathbf{Z}}^k - \mathbf{X}\|_{2,\infty}^2) \|\beta^*\|_1^2}\right), \quad (45)$$

due to Assumption 3.3, and

$$\begin{aligned}
\|\widehat{\mathbf{U}}_k \widehat{\mathbf{S}}_k \widehat{\mathbf{V}}_k^T \beta^*\|_2 &= \|(\widetilde{\mathbf{Z}}^k - \mathbf{X}) \beta^* + \mathbf{X} \beta^*\|_2 \leq \|(\widetilde{\mathbf{Z}}^k - \mathbf{X}) \beta^*\|_2 + \|\mathbf{X} \beta^*\|_2 \\
&\leq (\|\widetilde{\mathbf{Z}}^k - \mathbf{X}\|_{2,\infty} + \|\mathbf{X}\|_{2,\infty}) \|\beta^*\|_1.
\end{aligned}$$

Finally, using Lemma A.4 and (43), it follows that for any $t > 0$

$$\mathbb{P}\left(\langle \widehat{\mathbf{U}}_k \widehat{\mathbf{U}}_k^T \varepsilon, \varepsilon \rangle \geq \sigma^2 k + t\right) \leq \exp\left(-c \min\left(\frac{t^2}{k \sigma^4}, \frac{t}{\sigma^2}\right)\right), \quad (46)$$

since $\widehat{\mathbf{U}}_k \widehat{\mathbf{U}}_k^T$ is a projection matrix and by Assumption 3.3.

From (41), (44), (45), and (46), we conclude that with probability at least $1 - O(1/(np)^{10})$,

$$\langle \widetilde{\mathbf{Z}}^k(\widehat{\beta} - \beta^*), \varepsilon \rangle \leq \sigma^2 k + C \sigma \sqrt{\log(np)} (\sigma \sqrt{k} + \sigma \sqrt{\log(np)} + \|\beta^*\|_1 (\sqrt{n} + \|\widetilde{\mathbf{Z}}^k - \mathbf{X}\|_{2,\infty})).$$

This completes the proof of Lemma 7.4.

7.5 Proof of Lemma 7.5

As mentioned earlier, the proof presented here is a natural extension of that for Theorem 4.6.1 in [38] for the non-isotropic setting. Recall that

$$\|\mathbf{A}\| = \max_{x \in S^{p-1}, y \in S^{n-1}} \langle \mathbf{A}x, y \rangle,$$

where S^{p-1}, S^{n-1} denote the unit spheres in \mathbb{R}^p and \mathbb{R}^n , respectively. We start by bounding the quadratic term $\langle \mathbf{A}x, y \rangle$ for a finite set x, y obtained by placing $1/4$ -net on the unit spheres, and then use the bound on them to bound $\langle \mathbf{A}x, y \rangle$ for all x, y over the spheres.

Step 1: Approximation. We will use Corollary 4.2.13 of [38] to establish a $1/4$ -net of \mathcal{N} of the unit sphere S^{p-1} with cardinality $|\mathcal{N}| \leq 9^p$. Applying Lemma 4.4.1 of [38], we obtain

$$\left\| \frac{1}{n} \mathbf{A}^T \mathbf{A} - \Sigma \right\|_2 \leq 2 \max_{x \in \mathcal{N}} \left| \left\langle \left(\frac{1}{n} \mathbf{A}^T \mathbf{A} - \Sigma \right) x, x \right\rangle \right| = 2 \max_{x \in \mathcal{N}} \left| \frac{1}{n} \|\mathbf{A}x\|_2^2 - x^T \Sigma x \right|.$$

To achieve our desired result, it remains to show that

$$\max_{x \in \mathcal{N}} \left| \frac{1}{n} \|\mathbf{A}x\|_2^2 - x^T \Sigma x \right| \leq \frac{\epsilon}{2},$$

where $\epsilon = K^2 \max(\delta, \delta^2)$.

Step 2: Concentration. Let us fix a unit vector $x \in S^{p-1}$ and write

$$\|\mathbf{A}x\|_2^2 - x^T \Sigma x = \sum_{i=1}^n (\langle A_i, x \rangle^2 - \mathbb{E}[\langle A_i, x \rangle^2]) =: \sum_{i=1}^n (Y_i^2 - \mathbb{E}[Y_i^2]).$$

Since the rows of \mathbf{A} are assumed to be independent sub-gaussian random vectors with $\|A_i\|_{\psi_2} \leq K$, it follows that $Y_i = \langle A_i, x \rangle$ are independent sub-gaussian random variables with $\|Y_i\|_{\psi_2} \leq K$. Therefore, $Y_i^2 - \mathbb{E}[Y_i^2]$ are independent, mean zero, sub-exponential random variables with

$$\|Y_i^2 - \mathbb{E}[Y_i^2]\|_{\psi_1} \leq C \|Y_i^2\|_{\psi_1} \leq C \|Y_i\|_{\psi_2}^2 \leq CK^2.$$

As a result, we can apply Bernstein's inequality (see Theorem A.1) to obtain

$$\begin{aligned} \mathbb{P}\left(\left|\frac{1}{n} \|\mathbf{A}x\|_2^2 - x^T \Sigma x\right| \geq \frac{\epsilon}{2}\right) &= \mathbb{P}\left(\left|\frac{1}{n} \sum_{i=1}^n (Y_i^2 - \mathbb{E}[Y_i^2])\right| \geq \frac{\epsilon}{2}\right) \\ &\leq 2 \exp\left(-c \min\left(\frac{\epsilon^2}{K^4}, \frac{\epsilon}{K^2}\right) n\right) \\ &= 2 \exp(-c\delta^2 n) \\ &\leq 2 \exp(-cC^2(p + t^2)), \end{aligned}$$

where the last inequality follows from the definition of δ in (33) and because $(a + b)^2 \geq a^2 + b^2$ for $a, b \geq 0$.

Step 3: Union bound. We now apply a union bound over all elements in the net. Specifically,

$$\mathbb{P}\left(\max_{x \in \mathcal{N}} \left| \frac{1}{n} \|\mathbf{A}x\|_2^2 - x^T \Sigma x \right| \geq \frac{\epsilon}{2}\right) \leq 9^p \cdot 2 \exp(-cC^2(p + t^2)) \leq 2 \exp(-t^2),$$

for large enough C . This concludes the proof.

7.6 Proof of Lemma 7.6

Recall that $z_i = (x_i + w_i) \circ \pi_i$, where w_i is an independent mean zero subgaussian vector with $\|w_i\|_{\psi_2} \leq K$ and π_i is a vector of independent Bernoulli variables with parameter ρ . Hence, $\mathbb{E}[z_i - \rho x_i] = \mathbf{0}$ and is independent across $i \in [n]$. The only remaining item is a bound on $\|z_i - \rho x_i\|_{\psi_2}$. To that end, note that

$$\begin{aligned} \|z_i - \rho x_i\|_{\psi_2} &= \|x_i \circ \pi_i + w_i \circ \pi_i - \rho x_i\|_{\psi_2} \\ &\leq \|x_i \circ (\rho \mathbf{1} - \pi_i)\|_{\psi_2} + \|w_i \circ \pi_i\|_{\psi_2}. \end{aligned}$$

Now, $(\rho\mathbf{1} - \pi_i)$ is independent, zero mean random vector whose absolute value is bounded by 1, and is component-wise multiplied by x_i which are bounded in absolute value by 1 as per Assumption 3.1. That is, $x_i \circ (\rho\mathbf{1} - \pi_i)$ is a zero mean random vector where each component is independent and bounded in absolute value by 1. That is, $\|\cdot\|_{\psi_2} \leq C$.

For $w_i \circ \pi_i$, note that w_i and π_i are independent vectors and the coordinates of π_i have support $\{0, 1\}$. Therefore, from Lemma 7.12, it follows that $\|w_i \circ \pi_i\|_{\psi_2} \leq \|w_i\|_{\psi_2} \leq K$ by Assumption 3.4. The proof of Lemma 7.6 is complete by choosing a large enough C .

Lemma 7.12. *Suppose that $Y \in \mathbb{R}^n$ and $P \in \{0, 1\}^n$ are independent random vectors. Then,*

$$\|Y \circ P\|_{\psi_2} \leq \|Y\|_{\psi_2}.$$

Proof. Given a binary vector $P \in \{0, 1\}^n$, let $I_P = \{i \in [n] : P_i = 1\}$. Observe that

$$Y \circ P = \sum_{i \in I_P} e_i \otimes e_i Y.$$

Here, \circ denotes the Hadamard product (entry-wise product) of two matrices. By definition of the ψ_2 -norm,

$$\|Y\|_{\psi_2} = \sup_{u \in \mathbb{S}^{n-1}} \|u^T Y\|_{\psi_2} = \sup_{u \in \mathbb{S}^{n-1}} \inf\{t > 0 : \mathbb{E}_Y[\exp(|u^T Y|^2/t^2)] \leq 2\}.$$

Let $u_0 \in \mathbb{S}^{n-1}$ denote the maximum-achieving unit vector (such a u_0 exists because $\inf\{\cdot\}$ is continuous with respect to u and \mathbb{S}^{n-1} is compact). Now,

$$\begin{aligned} \|Y \circ P\|_{\psi_2} &= \sup_{u \in \mathbb{S}^{n-1}} \|u^T Y \circ P\|_{\psi_2} \\ &= \sup_{u \in \mathbb{S}^{n-1}} \inf\{t > 0 : \mathbb{E}_{Y,P}[\exp(|u^T Y \circ P|^2/t^2)] \leq 2\} \\ &= \sup_{u \in \mathbb{S}^{n-1}} \inf\{t > 0 : \mathbb{E}_P[\mathbb{E}_Y[\exp(|u^T Y \circ P|^2/t^2) | P]] \leq 2\} \\ &= \sup_{u \in \mathbb{S}^{n-1}} \inf\{t > 0 : \mathbb{E}_P[\mathbb{E}_Y[\exp(|u^T \sum_{i \in I_P} e_i \otimes e_i Y|^2/t^2) | P]] \leq 2\} \\ &= \sup_{u \in \mathbb{S}^{n-1}} \inf\{t > 0 : \mathbb{E}_P[\mathbb{E}_Y[\exp(|(\sum_{i \in I_P} e_i \otimes e_i u)^T Y|^2/t^2) | P]] \leq 2\}. \end{aligned}$$

For any $u \in \mathbb{S}^{n-1}$, observe that

$$\mathbb{E}_Y[\exp(|(\sum_{i \in I_P} e_i \otimes e_i u)^T Y|^2/t^2) | P] \leq \mathbb{E}_Y[\exp(|u_0^T Y|^2/t^2)].$$

Therefore, taking supremum over $u \in \mathbb{S}^{n-1}$, we obtain

$$\|Y \circ P\|_{\psi_2} \leq \|Y\|_{\psi_2}.$$

□

7.7 Proof of Lemma 7.7

Consider

$$\begin{aligned} \mathbb{E}[\tilde{\mathbf{W}}^T \tilde{\mathbf{W}}] &= \sum_{i=1}^n \mathbb{E}[(z_i - \rho x_i) \otimes (z_i - \rho x_i)] \\ &= \sum_{i=1}^n \mathbb{E}[z_i \otimes z_i] - \rho^2 (x_i \otimes x_i) \\ &= \sum_{i=1}^n (\rho - \rho^2) \text{diag}(x_i \otimes x_i) + (\rho - \rho^2) \text{diag}(\mathbb{E}[w_i \otimes w_i]) + \rho^2 \mathbb{E}[w_i \otimes w_i]. \end{aligned}$$

Note that $\|\text{diag}(\mathbf{X}^T \mathbf{X})\|_2 \leq n$ due to Assumption 3.1. Using Assumption 3.4, it follows that $\|\text{diag}(\mathbb{E}[w_i \otimes w_i])\|_2 \leq CK^2$. By Assumption 3.4, we have $\|\mathbb{E}[w_i \otimes w_i]\|_2 \leq \gamma^2$. Therefore,

$$\|\mathbb{E}[\tilde{\mathbf{W}}^T \tilde{\mathbf{W}}]\|_2 \leq Cn(\rho - \rho^2)(K + 1)^2 + n\rho^2\gamma^2.$$

This completes the proof of Lemma 7.7.

7.8 Proof of Lemma 7.9

By the Binomial Chernoff bound, for $\alpha > 1$,

$$\mathbb{P}(\widehat{\rho} > \alpha\rho) \leq \exp\left(-\frac{(\alpha-1)^2}{\alpha+1}npp\right) \quad \text{and} \quad \mathbb{P}(\widehat{\rho} < \rho/\alpha) \leq \exp\left(-\frac{(\alpha-1)^2}{2\alpha^2}npp\right).$$

By the union bound,

$$\mathbb{P}(\rho/\alpha \leq \widehat{\rho} \leq \alpha\rho) \geq 1 - \mathbb{P}(\widehat{\rho} > \alpha\rho) - \mathbb{P}(\widehat{\rho} < \rho/\alpha).$$

Noticing $\alpha + 1 < 2\alpha < 2\alpha^2$ for all $\alpha > 1$, we obtain the desired bound claimed in Lemma 7.9. To complete the remaining claim of Lemma 7.9, we consider an α that satisfies

$$(\alpha - 1)^2 \leq C \frac{\log(np)}{\rho np},$$

for a constant $C > 0$. Thus,

$$1 - C \frac{\sqrt{\log(np)}}{\sqrt{\rho np}} \leq \alpha \leq 1 + C \frac{\sqrt{\log(np)}}{\sqrt{\rho np}}.$$

Then, with $\rho \geq c \frac{\log^2 np}{np}$, we have that $\alpha \leq 2$. Further by choosing $C > 0$ large enough, we have

$$\frac{(\rho - \widehat{\rho})^2}{\widehat{\rho}^2} \leq C \frac{\log(np)}{\rho np}.$$

holds with probability at least $1 - O(1/(np)^{10})$. This completes the proof of Lemma 7.9.

7.9 Proof of Lemma 7.10

By definition $\mathbf{Q}\mathbf{Q}^T \in \mathbb{R}^{n \times n}$ is a rank ℓ matrix. Since \mathbf{Q} has orthonormal column vectors, the projection operator has $\|\mathbf{Q}\mathbf{Q}^T\|_2 = 1$ and $\|\mathbf{Q}\mathbf{Q}^T\|_F^2 = \ell$. For a given $j \in [p]$, the random vector $\mathbf{Z}_{\cdot j} - \rho \mathbf{X}_{\cdot j}$ is such that it has zero mean, independent components that are sub-gaussian by Assumption 3.4. For any $i \in [n], j \in [p]$, we have by property of ψ_2 norm, $\|z_{ij} - \rho x_{ij}\|_{\psi_2} \leq \|z_i - \rho x_i\|_{\psi_2}$ which is bounded by $C(K+1)$ using Lemma 7.6. Recall the Hanson-Wright inequality ([38]):

Theorem 7.2 (Hanson-Wright inequality). *Let $\zeta \in \mathbb{R}^n$ be a random vector with independent, mean zero, sub-gaussian coordinates. Let \mathbf{A} be an $n \times n$ matrix. Then for any $t > 0$,*

$$\mathbb{P}\left(|\zeta^T \mathbf{A} \zeta - \mathbb{E}[\zeta^T \mathbf{A} \zeta]| \geq t\right) \leq 2 \exp\left(-c \min\left(\frac{t^2}{L^4 \|\mathbf{A}\|_F^2}, \frac{t}{L^2 \|\mathbf{A}\|_2}\right)\right),$$

where $L = \max_{i \in [n]} \|\zeta_i\|_{\psi_2}$.

Now with $\zeta = \mathbf{Z}_{\cdot j} - \rho \mathbf{X}_{\cdot j}$ and the fact that $\mathbf{Q}^T \mathbf{Q} = \mathbf{I} \in \mathbb{R}^{\ell \times \ell}$, $\|\mathbf{Q}\mathbf{Q}^T \zeta\|_2^2 = \zeta^T \mathbf{Q}\mathbf{Q}^T \zeta$. Therefore, by Theorem 7.2, for any $t > 0$,

$$\|\mathbf{Q}\mathbf{Q}^T \zeta\|_2^2 \leq \mathbb{E}[\zeta^T \mathbf{Q}\mathbf{Q}^T \zeta] + t,$$

with probability at least $1 - \exp\left(-c \min\left(\frac{t}{C(K+1)^2}, \frac{t^2}{C(K+1)^4 \ell}\right)\right)$. Now,

$$\begin{aligned} \mathbb{E}[\zeta^T \mathbf{Q}\mathbf{Q}^T \zeta] &= \sum_{m=1}^{\ell} \mathbb{E}[(\mathbf{Q}_{\cdot m}^T \zeta)^2] \\ &\stackrel{(a)}{=} \sum_{m=1}^{\ell} \text{Var}(\mathbf{Q}_{\cdot m}^T \zeta) \\ &\stackrel{(b)}{=} \sum_{m=1}^{\ell} \sum_{i=1}^n \mathbf{Q}_{im}^2 \text{Var}(\zeta_i) \\ &\stackrel{(c)}{\leq} C(K+1)^2 \ell, \end{aligned}$$

where $\zeta = \mathbf{Z}_{\cdot j} - \rho \mathbf{X}_{\cdot j}$, and hence (a) follows from $\mathbb{E}[\zeta] = \mathbb{E}[\mathbf{Z}_{\cdot j} - \rho \mathbf{X}_{\cdot j}] = \mathbf{0}$, (b) follows from ζ having independent components and (c) follows from each component of ζ having ψ_2 -norm bounded by $C(K+1)$. Therefore, it follows by union bound that for any $t > 0$,

$$\begin{aligned} & \mathbb{P}\left(\max_{j \in [p]} \|\mathbf{Q}\mathbf{Q}^T(\mathbf{Z}_{\cdot j} - \rho \mathbf{X}_{\cdot j})\|_2^2 \geq \ell C(K+1)^2 + t\right) \\ & \leq p \cdot \exp\left(-c \min\left(\frac{t^2}{C(K+1)^4 \ell}, \frac{t}{C(K+1)^2}\right)\right). \end{aligned}$$

This completes the proof of Lemma 7.10.

8 Proof of Theorem 5.2

Broadly, we proceed in three steps: (i) stating the Gaussian location model (GLM) and an associated minimax result; (ii) reducing GLM to an instance of error-in-variables regression; (iii) establishing a minimax result on the parameter estimation error of error-in-variables using the GLM minimax result.

Gaussian location model. Below, we introduce the GLM setting through a well-known minimax result.

Lemma 8.1 (Theorem 12.4 of [36]). *Let $\theta \sim \mathcal{N}(\theta^*, \sigma^2 \mathbf{I}_p)$, where $\mathbf{I}_p \in \mathbb{R}^{p \times p}$ is the identity matrix and $\theta, \theta^* \in \mathbb{R}^p$. Given θ , let $\hat{\theta}$ be any estimator of θ . Then,*

$$\inf_{\hat{\theta}} \sup_{\theta \in \mathbb{B}_2} \mathbb{E} \|\hat{\theta} - \theta^*\|_2^2 = \Theta(\sigma^2 p \wedge 1).$$

Reducing GLM to error-in-variables. We will now show how an instance of GLM can be reduced to an instance of error-in-variables. Towards this, we follow the setup of Lemma 8.1 and define $\beta^* = \theta^*$, $\beta = \theta$, and $s = 1/\sigma$. For convenience, we write $\beta = \beta^* + \eta$, where the entries of η are independent Gaussian r.v.s with mean zero and variance $1/s^2$; hence $\beta \sim \mathcal{N}(\beta^*, (1/s^2)\mathbf{I}_p)$. Now, recall that the error-in-variables setting reveals a response vector $y = \mathbf{X}\beta^* + \varepsilon$ and covariate $\mathbf{Z} = \mathbf{X} + \mathbf{W}$, where the parameter estimation objective is to recover β^* from (y, \mathbf{Z}) . Below, we construct instances of these quantities using β, β^* as follows:

- (i) Let the SVD of \mathbf{X} be defined as $\mathbf{X} = su \otimes v$, where $u = (1, 0, \dots, 0)^T \in \mathbb{R}^n$ and $v = \beta^*$. Note by construction, $\text{rank}(\mathbf{X}) = 1$ and $\beta^* \in \text{rowspan}(\mathbf{X})$.
- (ii) To construct y , we first sample $\varepsilon \in \mathbb{R}^n$ whose entries are independent standard normal r.v.s. Next, we define $y = su + \varepsilon$. From (i), we note that $\mathbf{X}\beta^* = su$ such that y can be equivalently expressed as $y = \mathbf{X}\beta^* + \varepsilon$.
- (iii) Let $\mathbf{Z} = su \otimes \beta$. By construction, it follows that $\mathbf{Z} = \mathbf{X} + su \otimes \eta$. Note that $\mathbf{W} = su \otimes \eta$ is an $n \times p$ matrix whose entries in the first row are independent standard normal r.v.s and the remaining entries are zero.

Establishing minimax parameter estimation result. As stated above, the error-in-variables parameter estimation task is to construct $\hat{\beta}$ from (y, \mathbf{Z}) such that $\|\hat{\beta} - \beta^*\|_2$ vanishes as n, p grow. Using the above reduction combined with Lemma 8.1, it follows that

$$\inf_{\hat{\beta}} \sup_{\beta^* \in \mathbb{B}_2} \mathbb{E} \|\hat{\beta} - \beta^*\|_2^2 = \Theta(p/s^2 \wedge 1).$$

To attain our desired result, it suffices to establish that $p/s^2 = \Omega(1)$. By (4) and under the assumption $n = O(p)$, we have that $s^2 \leq 2\text{snr}^2(n+p) \leq c\text{snr}^2 p$ for some $c > 0$. As such, if $\text{snr} = O(1)$, then the minimax error is bounded below by a constant. This completes the proof.

9 Proof of Theorem 5.3

Recall that \mathbf{X}' and \mathbf{Z}' denote the latent and observed testing covariates, respectively. We denote the SVD of the former as $\mathbf{X}' = \mathbf{U}'\mathbf{S}'\mathbf{V}'^T$. Let s'_ℓ be the ℓ -th singular value of \mathbf{X}' . Further, recall that $\tilde{\mathbf{Z}}' = (1/\hat{\rho}')\mathbf{Z}'$, and its rank ℓ truncation is denoted as $\tilde{\mathbf{Z}}'^\ell$. Our interest is in bounding $\|\tilde{\mathbf{Z}}'^\ell \hat{\beta} - \mathbf{X}'\beta^*\|_2$. Towards this, consider

$$\begin{aligned} \|\tilde{\mathbf{Z}}'^\ell \hat{\beta} - \mathbf{X}'\beta^*\|_2^2 &= \|\tilde{\mathbf{Z}}'^\ell \hat{\beta} - \tilde{\mathbf{Z}}'^\ell \beta^* + \tilde{\mathbf{Z}}'^\ell \beta^* - \mathbf{X}'\beta^*\|_2^2 \\ &\leq 2\|\tilde{\mathbf{Z}}'^\ell (\hat{\beta} - \beta^*)\|_2^2 + 2\|(\tilde{\mathbf{Z}}'^\ell - \mathbf{X}')\beta^*\|_2^2. \end{aligned} \tag{47}$$

We shall bound the two terms on the right hand side of (47) next.

Bounding $\|\tilde{\mathbf{Z}}'^{\ell}(\hat{\beta} - \beta^*)\|_2^2$. Since $\tilde{\mathbf{Z}}'^{\ell} = (1/\hat{\rho}')\mathbf{Z}'^{\ell}$, we have

$$\begin{aligned}\|\tilde{\mathbf{Z}}'^{\ell}(\hat{\beta} - \beta^*)\|_2^2 &= \frac{1}{(\hat{\rho}')^2}\|\mathbf{Z}'^{\ell}(\hat{\beta} - \beta^*)\|_2^2 \\ &= \frac{1}{(\hat{\rho}')^2}\|(\mathbf{Z}'^{\ell} - \rho\mathbf{X}' + \rho\mathbf{X}')(\hat{\beta} - \beta^*)\|_2^2 \\ &\leq \frac{2}{(\hat{\rho}')^2}\|(\mathbf{Z}'^{\ell} - \rho\mathbf{X}')(\hat{\beta} - \beta^*)\|_2^2 + 2\left(\frac{\rho}{\hat{\rho}'}\right)^2\|\mathbf{X}'(\hat{\beta} - \beta^*)\|_2^2.\end{aligned}\quad (48)$$

Now, note that $\|\mathbf{Z}' - \mathbf{Z}'^{\ell}\|_2$ is the $(\ell + 1)$ -st largest singular value of \mathbf{Z}' . Therefore, by Weyl's inequality (Lemma 7.11), we have for any $\ell \geq r'$,

$$\|\mathbf{Z}' - \mathbf{Z}'^{\ell}\|_2 \leq \|\mathbf{Z}' - \rho\mathbf{X}'\|_2.$$

In turn, this gives

$$\|\mathbf{Z}'^{\ell} - \rho\mathbf{X}'\|_2 \leq \|\mathbf{Z}'^{\ell} - \mathbf{Z}'\|_2 + \|\mathbf{Z}' - \rho\mathbf{X}'\|_2 \leq 2\|\mathbf{Z}' - \rho\mathbf{X}'\|_2.$$

Thus, we have

$$\|(\mathbf{Z}'^{\ell} - \rho\mathbf{X}')(\hat{\beta} - \beta^*)\|_2^2 \leq 4\|\mathbf{Z}' - \rho\mathbf{X}'\|_2^2 \|\hat{\beta} - \beta^*\|_2^2. \quad (49)$$

Recall that \mathbf{V} and \mathbf{V}_{\perp} span the rowspace and nullspace of \mathbf{X} , respectively. By Assumption 3.5, it follows that $\mathbf{V}'^T\mathbf{V}_{\perp} = \mathbf{0}$ and hence $\mathbf{X}'\mathbf{V}_{\perp}\mathbf{V}_{\perp}^T = \mathbf{0}$. As a result,

$$\begin{aligned}\|\mathbf{X}'(\hat{\beta} - \beta^*)\|_2^2 &= \|\mathbf{X}'(\mathbf{V}\mathbf{V}^T + \mathbf{V}_{\perp}\mathbf{V}_{\perp}^T)(\hat{\beta} - \beta^*)\|_2^2 \\ &= \|\mathbf{X}'\mathbf{V}\mathbf{V}^T(\hat{\beta} - \beta^*)\|_2^2 \\ &\leq \|\mathbf{X}'\|_2^2 \|\mathbf{V}\mathbf{V}^T(\hat{\beta} - \beta^*)\|_2^2.\end{aligned}$$

Recalling that $\hat{\mathbf{V}}_r$ denotes the top r right singular vectors of $\tilde{\mathbf{Z}}^r$, consider

$$\begin{aligned}\|\mathbf{V}\mathbf{V}^T(\hat{\beta} - \beta^*)\|_2^2 &= \|(\mathbf{V}\mathbf{V}^T - \hat{\mathbf{V}}_r\hat{\mathbf{V}}_r^T + \hat{\mathbf{V}}_r\hat{\mathbf{V}}_r^T)(\hat{\beta} - \beta^*)\|_2^2 \\ &\leq 2\|\mathbf{V}\mathbf{V}^T - \hat{\mathbf{V}}_r\hat{\mathbf{V}}_r^T\|_2^2 \|\hat{\beta} - \beta^*\|_2^2 + 2\|\hat{\mathbf{V}}_r\hat{\mathbf{V}}_r^T(\hat{\beta} - \beta^*)\|_2^2.\end{aligned}$$

From (16) and above, we obtain

$$\begin{aligned}\|\mathbf{V}\mathbf{V}^T(\hat{\beta} - \beta^*)\|_2^2 &\leq C\|\mathbf{V}\mathbf{V}^T - \hat{\mathbf{V}}_r\hat{\mathbf{V}}_r^T\|_2^2 \|\hat{\beta} - \beta^*\|_2^2 \\ &\quad + \frac{C}{\hat{s}_r^2} \left(\|\mathbf{X} - \tilde{\mathbf{Z}}^r\|_{2,\infty}^2 \|\beta^*\|_1^2 + \langle \tilde{\mathbf{Z}}^r(\hat{\beta} - \beta^*), \varepsilon \rangle \right).\end{aligned}$$

Thus,

$$\begin{aligned}\|\mathbf{X}'(\hat{\beta} - \beta^*)\|_2^2 &\leq C\|\mathbf{X}'\|_2^2 \|\mathbf{V}\mathbf{V}^T - \hat{\mathbf{V}}_r\hat{\mathbf{V}}_r^T\|_2^2 \|\hat{\beta} - \beta^*\|_2^2 \\ &\quad + \frac{C\|\mathbf{X}'\|_2^2}{\hat{s}_r^2} \left(\|\mathbf{X} - \tilde{\mathbf{Z}}^r\|_{2,\infty}^2 \|\beta^*\|_1^2 + \langle \tilde{\mathbf{Z}}^r(\hat{\beta} - \beta^*), \varepsilon \rangle \right).\end{aligned}\quad (50)$$

In summary, plugging (49) and (50) into (48), we have

$$\begin{aligned}\|\tilde{\mathbf{Z}}'^{\ell}(\hat{\beta} - \beta^*)\|_2^2 &\leq \frac{C}{(\hat{\rho}')^2}\|\mathbf{Z}' - \rho\mathbf{X}'\|_2^2 \|\hat{\beta} - \beta^*\|_2^2 \\ &\quad + C\left(\frac{\rho}{\hat{\rho}'}\right)^2\|\mathbf{X}'\|_2^2 \|\mathbf{V}\mathbf{V}^T - \hat{\mathbf{V}}_r\hat{\mathbf{V}}_r^T\|_2^2 \|\hat{\beta} - \beta^*\|_2^2 \\ &\quad + \frac{C\rho^2\|\mathbf{X}'\|_2^2}{(\hat{\rho}')^2\hat{s}_r^2} \left(\|\mathbf{X} - \tilde{\mathbf{Z}}^r\|_{2,\infty}^2 \|\beta^*\|_1^2 + \langle \tilde{\mathbf{Z}}^r(\hat{\beta} - \beta^*), \varepsilon \rangle \right).\end{aligned}\quad (51)$$

Bounding $\|(\tilde{\mathbf{Z}}'^{\ell} - \mathbf{X}')\beta^*\|_2^2$. Using inequality (8),

$$\|(\tilde{\mathbf{Z}}'^{\ell} - \mathbf{X}')\beta^*\|_2^2 \leq \|\tilde{\mathbf{Z}}'^{\ell} - \mathbf{X}'\|_{2,\infty}^2 \|\beta^*\|_1^2. \quad (52)$$

Combining. Incorporating (51) and (52) into (47) with $\ell = r'$ yields

$$\|\tilde{\mathbf{Z}}^{r'} \hat{\beta} - \mathbf{X}' \beta^*\|_2^2 \leq \Delta_1 + \Delta_2, \quad (53)$$

where

$$\begin{aligned} \Delta_1 &= \frac{C}{(\hat{\rho}')^2} \|\mathbf{Z}' - \rho \mathbf{X}'\|_2^2 \|\hat{\beta} - \beta^*\|_2^2 + C \left(\frac{\rho s'_1}{\hat{\rho}'} \right)^2 \|\mathbf{V} \mathbf{V}^T - \hat{\mathbf{V}}_r \hat{\mathbf{V}}_r^T\|_2^2 \|\hat{\beta} - \beta^*\|_2^2 \\ &\quad + 2 \|\mathbf{X}' - \tilde{\mathbf{Z}}^{r'}\|_{2,\infty}^2 \|\beta^*\|_1^2, \\ \Delta_2 &= C \left(\frac{\rho s'_1}{\hat{\rho}' s_r} \right)^2 \left(\|\mathbf{X} - \tilde{\mathbf{Z}}^r\|_{2,\infty}^2 \|\beta^*\|_1^2 + \langle \tilde{\mathbf{Z}}^r (\hat{\beta} - \beta^*), \varepsilon \rangle \right). \end{aligned}$$

Note that (53) is a deterministic bound. We will now proceed to bound Δ_1 and Δ_2 , first in high probability then in expectation.

Bound in high-probability. We first bound Δ_1 . First we note that by adapting Lemma 7.9 with $\hat{\rho}'$ in place of $\hat{\rho}$, we obtain with probability at least $1 - O(1/(mp)^{10})$,

$$\rho/2 \leq \hat{\rho}' \leq \rho. \quad (54)$$

By adapting Lemma 7.8 for \mathbf{Z}' , \mathbf{X}' in place of \mathbf{Z} , \mathbf{X} , we have with probability at least $1 - O(1/(mp)^{10})$,

$$\|\mathbf{Z}' - \rho \mathbf{X}'\|_2 \leq C(K, \gamma) (\sqrt{m} + \sqrt{p}).$$

Hence, using Theorem 5.1 and (54), we have that with probability at least $1 - O(1/((n \wedge m)p)^{10})$

$$\frac{1}{(\hat{\rho}')^2 m} \|\mathbf{Z}' - \rho \mathbf{X}'\|_2^2 \|\hat{\beta} - \beta^*\|_2^2 \leq \frac{C(K, \gamma, \sigma) \log np}{\rho^2} \cdot \left(1 + \frac{p}{m}\right) \left(\frac{r \|\beta^*\|_2^2}{\text{snr}^2} + \frac{\|\beta^*\|_1^2}{\text{snr}^4} \right) \quad (55)$$

Note, $s'_1 = O(\sqrt{mp})$ which follows by Assumption 3.1. Using this bound on s'_1 and recalling Lemma 7.1, (25), and Theorem 5.1, it follows that with probability at least $1 - O(1/(np)^{10})$

$$\begin{aligned} &\left(\frac{\rho s'_1}{\hat{\rho}'} \right)^2 \frac{1}{m} \|\mathbf{V} \mathbf{V}^T - \hat{\mathbf{V}}_r \hat{\mathbf{V}}_r^T\|_2^2 \|\hat{\beta} - \beta^*\|_2^2 \\ &\leq C(K, \gamma) \frac{mp}{m} \frac{n+p}{\rho^2 s_r^2} \|\hat{\beta} - \beta^*\|_2^2 \leq C(K, \gamma, \sigma) \log np \cdot \left(\frac{rp \|\beta^*\|_2^2}{\text{snr}^4} + \frac{p \|\beta^*\|_1^2}{\text{snr}^6} \right). \end{aligned} \quad (56)$$

Next, we adapt Lemma 7.2 for $\tilde{\mathbf{Z}}'$, \mathbf{X}' in place of $\tilde{\mathbf{Z}}$, \mathbf{X} with $\ell = r'$. If $\rho \geq c \frac{\log^2 mp}{mp}$, then with probability at least $1 - O(1/(mp)^{10})$

$$\begin{aligned} &\frac{1}{m} \|\mathbf{X}' - \tilde{\mathbf{Z}}^{r'}\|_{2,\infty}^2 \|\beta^*\|_1^2 \\ &\leq \frac{C(K, \gamma)}{m} \left(\frac{(m+p)(m + \sqrt{m} \log(mp))}{\rho^4 (s'_r)^2} + \frac{r' + \sqrt{r'} \log(mp)}{\rho^2} \right) + C \frac{\log(mp)}{\rho p} \|\beta^*\|_1^2 \\ &\leq \frac{C(K, \gamma) \log(mp)}{\rho^2} \left(\frac{1}{\text{snr}_{\text{test}}^2} + \frac{r'}{m} \right) \|\beta^*\|_1^2. \end{aligned} \quad (57)$$

Note that the above uses the inequality $\frac{m+p}{\rho^2 (s'_r)^2} \leq \frac{1}{\text{snr}_{\text{test}}^2}$, which follows from the definition of $\text{snr}_{\text{test}}^2$ in (7). Hence, by using (55), (56), (57), we conclude that with probability at least $1 - O(1/((n \wedge m)p)^{10})$,

$$\begin{aligned} \frac{\Delta_1}{m} &\leq C(K, \gamma, \sigma) \log((n \vee m)p) \left[\frac{r \left(1 + \frac{p}{m}\right) \|\beta^*\|_2^2}{(\rho^2 \text{snr}^2)} + \frac{1}{\text{snr}^4} \left(\left(1 + \frac{p}{m}\right) \frac{\|\beta^*\|_1^2}{\rho^2} + rp \|\beta^*\|_2^2 \right) \right. \\ &\quad \left. + \frac{p \|\beta^*\|_1^2}{\text{snr}^6} + \left(\frac{1}{\text{snr}_{\text{test}}^2} + \frac{r'}{m} \right) \frac{\|\beta^*\|_1^2}{\rho^2} \right]. \end{aligned} \quad (58)$$

We will now bound Δ_2 . As per (21), with probability at least $1 - O(1/(np)^{10})$,

$$\|\mathbf{X} - \tilde{\mathbf{Z}}^r\|_{2,\infty}^2 \|\beta^*\|_1^2 + \langle \tilde{\mathbf{Z}}^r (\hat{\beta} - \beta^*), \varepsilon \rangle$$

$$\leq C\|\mathbf{X} - \tilde{\mathbf{Z}}^r\|_{2,\infty}^2 \|\beta^*\|_1^2 + C\sigma^2(r + \log(np)) + C\sigma\sqrt{n\log(np)}\|\beta^*\|_1. \quad (59)$$

Recalling Lemma 7.2 and the definition of snr , we have that with probability at least $1 - O(1/(np)^{10})$,

$$\|\mathbf{X} - \tilde{\mathbf{Z}}^r\|_{2,\infty}^2 \leq \frac{C(K, \gamma) \log(np)}{\rho^2} \left(\frac{n}{\text{snr}^2} + r \right). \quad (60)$$

Using (24), (25), (54), we have

$$\left(\frac{\rho s'_1}{\hat{\rho}' \hat{s}_r} \right)^2 \leq \frac{C(s'_1)^2 \rho^2}{\text{snr}^2(n+p)}. \quad (61)$$

Therefore, (54), (59), (60), and (61), the bound $s'_1 = O(\sqrt{mp})$, and the assumption $\|\beta^*\|_2 = \Omega(1)$ imply that with probability at least $1 - O(1/((n \wedge m)p)^{10})$,

$$\begin{aligned} \frac{\Delta_2}{m} &\leq \frac{C(K, \gamma)(s'_1)^2 \log(np) \rho^2}{m(n+p) \text{snr}^2} \left(\frac{\|\beta^*\|_1^2}{\rho^2} \left(\frac{n}{\text{snr}^2} + r \right) + \sigma^2 r + \sigma \sqrt{n} \|\beta^*\|_1 \right) \\ &\leq \frac{C(K, \gamma, \sigma) \log(np)}{\text{snr}^2} \left(\frac{n \|\beta^*\|_1^2}{\text{snr}^2} + r \|\beta^*\|_1^2 + \sqrt{n} \|\beta^*\|_1 \right). \end{aligned} \quad (62)$$

Incorporating (58) and (62) into (53),

$$\begin{aligned} \frac{\Delta_1 + \Delta_2}{m} &\leq C(K, \gamma, \sigma) \log((n \vee m)p) \left[\frac{1}{\text{snr}^2} \left(\frac{r(1 + \frac{p}{m}) \|\beta^*\|_2^2}{\rho^2} + r \|\beta^*\|_1^2 + \sqrt{n} \|\beta^*\|_1 \right) \right. \\ &\quad \left. + \frac{1}{\text{snr}^4} \left(\left(\frac{1}{\rho^2} \left(1 + \frac{p}{m} \right) + n \right) \|\beta^*\|_1^2 + rp \|\beta^*\|_2^2 \right) \right. \\ &\quad \left. + \frac{p \|\beta^*\|_1^2}{\text{snr}^6} + \left(\frac{1}{\text{snr}_{\text{test}}^2} + \frac{r'}{m} \right) \|\beta^*\|_1^2 \right]. \end{aligned} \quad (63)$$

Observing that $\|\beta^*\|_2 \leq \|\beta^*\|_1$ and using the assumption that $\text{snr} \geq C(K, \gamma, \sigma)$, we have

$$\frac{1}{\text{snr}^2} \left(\frac{r(1 + \frac{p}{m}) \|\beta^*\|_2^2}{\rho^2} + r \|\beta^*\|_1^2 \right), \frac{1}{\text{snr}^4} \left(\left(\frac{1}{\rho^2} \left(1 + \frac{p}{m} \right) + n \right) \|\beta^*\|_1^2 \right) \leq \frac{1}{\text{snr}^2} \left(\frac{r(1 + \frac{p}{m}) \|\beta^*\|_1^2}{\rho^2} \right) \quad (64)$$

$$\frac{1}{\text{snr}^4} (n \|\beta^*\|_1^2 + rp \|\beta^*\|_2^2), \frac{p \|\beta^*\|_1^2}{\text{snr}^6} \leq \frac{1}{\text{snr}^4} (r(n \vee p) \|\beta^*\|_1^2) \quad (65)$$

$$\left(\frac{1}{\text{snr}_{\text{test}}^2} + \frac{r'}{m} \right) \|\beta^*\|_1^2 \leq \frac{r \|\beta^*\|_1^2}{\text{snr}_{\text{test}}^2 \wedge m}, \quad (66)$$

where in the last equality, we used Assumption 3.5. Using (64), (65), (66) in (63) and simplifying concludes the high-probability bound.

Bound in expectation. Here, we assume that $\{x_i, \beta^*\} \in [-b, b] : i > n\}$. As such, we enforce $\{\hat{y}_i \in [-b, b] : i > n\}$. With (53), this yields

$$\text{MSE}_{\text{test}} \leq \frac{1}{m} \|\tilde{\mathbf{Z}}^{r'} \hat{\beta} - \mathbf{X}' \beta^*\|_2^2 \leq \frac{1}{m} (\Delta_1 + \Delta_2).$$

We define \mathcal{E} as the event such that the bounds in (55), (56), (57), (54), (60), and Lemma 7.3 hold. Thus, if \mathcal{E} occurs, then (58) implies that

$$\begin{aligned} \frac{1}{m} \mathbb{E}[\Delta_1 | \mathcal{E}] &\leq C(K, \gamma, \sigma) \log((n \vee m)p) \left[\frac{r(1 + \frac{p}{m}) \|\beta^*\|_2^2}{(\rho^2 \text{snr}^2)} + \frac{1}{\text{snr}^4} \left(\left(1 + \frac{p}{m} \right) \frac{\|\beta^*\|_1^2}{\rho^2} + rp \|\beta^*\|_2^2 \right) \right. \\ &\quad \left. + \frac{p \|\beta^*\|_1^2}{\text{snr}^6} + \left(\frac{1}{\text{snr}_{\text{test}}^2} + \frac{r'}{m} \right) \frac{\|\beta^*\|_1^2}{\rho^2} \right]. \end{aligned} \quad (67)$$

Next, we bound $\mathbb{E}[\Delta_2 | \mathcal{E}]$. To do so, observe that ε is independent of the event \mathcal{E} . Thus, by (42), we have

$$\mathbb{E}[\langle \tilde{\mathbf{Z}}^r (\hat{\beta} - \beta^*), \varepsilon \rangle | \mathcal{E}] = \mathbb{E}[\langle \hat{\mathbf{U}}_r \hat{\mathbf{U}}_r^T \mathbf{X} \beta^*, \varepsilon \rangle + \langle \hat{\mathbf{U}}_r \hat{\mathbf{U}}_r^T \varepsilon, \varepsilon \rangle - \langle \hat{\mathbf{U}}_r \hat{\mathbf{S}}_r \hat{\mathbf{V}}_r^T \beta^*, \varepsilon \rangle | \mathcal{E}]$$

$$= \mathbb{E}[\langle \widehat{\mathbf{U}}_r \widehat{\mathbf{U}}_r^T \varepsilon, \varepsilon \rangle | \mathcal{E}] \leq C\sigma^2 r.$$

Combining the above inequality with (60),

$$\frac{1}{m} \mathbb{E}[\Delta_2 | \mathcal{E}] \leq C(K, \gamma, \sigma) \log(np) \left(\frac{r \|\beta^*\|_1^2}{\text{snr}^2} + \frac{n \|\beta^*\|_1^2}{\text{snr}^4} \right). \quad (68)$$

Due to truncation, observe that MSE_{test} is always bounded above by $4b^2$. Thus,

$$\begin{aligned} \mathbb{E}[\text{MSE}_{\text{test}}] &\leq \mathbb{E}[\text{MSE}_{\text{test}} | \mathcal{E}] + \mathbb{E}[\text{MSE}_{\text{test}} | \mathcal{E}^c] \mathbb{P}(\mathcal{E}^c) \\ &\leq \frac{1}{m} \mathbb{E}[\Delta_1 + \Delta_2 | \mathcal{E}] + Cb^2 (1/(np)^{10} + 1/(mp)^{10}). \end{aligned}$$

Plugging (64), (65), (66) into (67); then using that bound along with (68) in the inequality above completes the proof.

10 Conclusion

The goal of this work is to analyze the standard method of PCR in a high-dimensional error-in-variables setting. In particular, we investigate whether there is a model β^* that PCR identifies, and under what conditions does PCR have desirable out-of-sample prediction performance. As our main contributions, we establish that PCR identifies the unique model parameter with minimum ℓ_2 -norm and achieves vanishing out-of-sample prediction under a natural linear algebraic relationship between the train and test covariates. Notably, both our parameter estimation and generalization error results are distribution-free. To the best of our knowledge, out-of-sample prediction guarantees have been elusive for the other algorithms proposed in the high-dimensional error-in-variables literature.

As an important future direction of research, it remains to establish bounds when the covariates are only approximately low-rank, i.e., there exists a matrix \mathbf{A} such that $\text{rank}(\mathbf{A}) = r$ and $\mathbf{X} \approx \mathbf{A}$ in some norm. Our analysis of PCR in such a setting suggests an additional error term of the form $\|\mathbf{V}_{r,\perp} \mathbf{V}_{r,\perp}^T \beta^*\|_2$; here, the columns of $\mathbf{V}_{r,\perp} \in \mathbb{R}^{p \times (p-r)}$ form an orthonormal basis that is orthogonal to the top r right singular vectors of \mathbf{X} , and β^* is again the minimum norm model. To justify our postulation, recall that $\beta^* \in \text{rowspan}(\mathbf{X})$. Thus, it follows that $\|\mathbf{V}_{r,\perp} \mathbf{V}_{r,\perp}^T \beta^*\|_2$ is precisely the unavoidable parameter estimator error by taking a rank r approximation of \mathbf{X} . Hence, it stands to reason that *soft* singular value thresholding (SVT), which appropriately down-weights the singular values of $\tilde{\mathbf{Z}}$, may be a more appropriate algorithmic approach as opposed to the *hard* SVT approach in PCR. Further, as stated earlier, extending our analysis to study the performance of PCR when the number of singular values retained is misspecified remains interesting future work.

Lastly, we believe another important future line of research is to bridge our out-of-sample prediction error analysis with recent exciting work on analyzing the generalization of over-parameterized estimators. Our key enabling assumption is that the rowspace of the test covariates lies within that of the training covariates, i.e., the test covariates are no more “complex” than the training covariates in a linear algebraic sense. In comparison, recent techniques to bound the generalization error of modern statistical estimators focus on the complexity of the learning algorithm itself, and assume the data generating process produces i.i.d. samples. Hence, a likely fruitful approach to produce tighter generalization error bounds for more complex non-linear settings would be to exploit both the complexity of the learning algorithm *and* the relative complexity of the test covariates compared to the training covariates—possibly by adapting our subspace inclusion condition with an appropriate non-linear notion.

Acknowledgements

We thank various members within MIT’s Laboratory for Information and Decision Systems (LIDS) for useful discussions and guidance.

References

- [1] Po-ling Loh and Martin J. Wainwright. High-dimensional regression with noisy and missing data: Provable guarantees with nonconvexity. *The Annals of Statistics*, 40(3):1637–1664, 2012.
- [2] Abhirup Datta and Hui Zou. Cocolasso for high-dimensional error-in-variables regression. *The Annals of Statistics*, 45(6):2400–2426, 2017.
- [3] Mathieu Rosenbaum and Alexandre B. Tsybakov. Improved matrix uncertainty selector. *From Probability to Statistics and Back: High-Dimensional Models and Processes*, 9:276–290, 2013.

- [4] Anish Agarwal, Devavrat Shah, Dennis Shen, and Dogyoon Song. On robustness of principal component regression. In *Advances in Neural Information Processing Systems*, volume 32, 2019.
- [5] Anish Agarwal, Devavrat Shah, Dennis Shen, and Dogyoon Song. On robustness of principal component regression. *Journal of the American Statistical Association*, 2021.
- [6] Ian T. Jolliffe. A note on the use of principal components in regression. *Journal of the Royal Statistical Society*, 31(3):300–303, 1982.
- [7] Eric Bair, Trevor Hastie, Debashis Paul, and Robert Tibshirani. Prediction by supervised principal components. *Journal of the American Statistical Association*, 101(473):119–137, 2006.
- [8] Guoqing Chao, Yuan Luo, and Weiping Ding. Recent advances in supervised dimension reduction: A survey. *Machine Learning and Knowledge Extraction*, 1(1):341–358, 2019.
- [9] Fang Yao, Hans-Georg Müller, and Jane-Ling Wang. Functional linear regression analysis for longitudinal data. *The Annals of Statistics*, pages 2873–2903, 2005.
- [10] Peter Hall, Joel L Horowitz, et al. Methodology and convergence rates for functional linear regression. *Annals of Statistics*, 35(1):70–91, 2007.
- [11] Marie-Hélène Descary, Victor M Panaretos, et al. Functional data analysis by matrix completion. *Annals of Statistics*, 47(1):1–38, 2019.
- [12] Mathieu Rosenbaum and Alexandre B. Tsybakov. Sparse recovery under matrix estimation. *The Annals of Statistics*, 38(5):2620–2651, 2010.
- [13] Alexandre Belloni, Victor Chernozhukov, Abhishek Kaul, Mathieu Rosenbaum, and Alexandre B. Tsybakov. Pivotal estimation via self-normalization for high-dimensional linear models with errors in variables. *arXiv:1708.08353*, 2017.
- [14] AA. Belloni, M. Rosenbaum, and A. B. Tsybakov. Linear and conic programming approaches to high-dimensional errors-in-variables models. *Journal of the Royal Statistical Society*, 79:939–956, 2017.
- [15] Yudong Chen and Constantine Caramanis. Orthogonal matching pursuit with noisy and missing data: Low and high dimensional results. *arXiv preprint arXiv:1206.0823*, 2012.
- [16] Yudong Chen and Constantine Caramanis. Noisy and missing data regression: Distribution-oblivious support recovery. In *International Conference on Machine Learning*, pages 383–391, 2013.
- [17] Abhishek Kaul and Hira L Koul. Weighted ℓ_1 -penalized corrected quantile regression for high dimensional measurement error models. *Journal of Multivariate Analysis*, 140:72–91, 2015.
- [18] Madeleine Udell and A. Townsend. Nice latent variable models have log-rank. *ArXiv*, abs/1705.07474, 2017.
- [19] Madeleine Udell and Alex Townsend. Why are big data matrices approximately low rank?, 2018.
- [20] Jiaming Xu. Rates of convergence of spectral methods for graphon estimation. *arXiv preprint arXiv:1709.03183*, 2017.
- [21] Jushan Bai and Serena Ng. Matrix completion, counterfactuals, and factor analysis of missing data, 2020.
- [22] Jianqing Fan, Weichen Wang, and Yiqiao Zhong. An ℓ_∞ eigenvector perturbation bound and its application. *Journal of Machine Learning Research*, 18(207):1–42, 2018.
- [23] Changxiao Cai, Gen Li, H Vincent Poor, and Yuxin Chen. Nonconvex low-rank symmetric tensor completion from noisy data. *arXiv preprint arXiv:1911.04436*, 2019.
- [24] Michael E Tipping and Christopher M Bishop. Probabilistic principal component analysis. *Journal of the Royal Statistical Society: Series B (Statistical Methodology)*, 61(3):611–622, 1999.
- [25] Christopher M Bishop. Bayesian pca. In *Advances in neural information processing systems*, pages 382–388, 1999.
- [26] Zijian Guo, Domagoj Ćevđić, and Peter Bühlmann. Doubly debiased lasso: High-dimensional inference under hidden confounding and measurement errors. *arXiv preprint arXiv:2004.03758*, 2020.
- [27] Domagoj Ćevđić, Peter Bühlmann, and Nicolai Meinshausen. Spectral deconfounding via perturbed sparse linear models. *Journal of Machine Learning Research*, 21(232):1–41, 2020.
- [28] Steven Roman. Graduate texts in mathematics: Advanced linear algebra. *Springer*, 2008.
- [29] Gilbert Strang. Linear algebra and its applications. *Brooks/Cole Cengage Learning*, 2006.
- [30] R.B. Cattell. The scree test for the number of factors. *Multivariate Behavioral Research*, pages 245–276, 1966.

- [31] Svante Wold. Cross-validatory estimation of the number of components in factor and principal components models. *Technometrics*, 20(4):397–405, 1978.
- [32] Art B. Owen and Patrick O. Perry. Bi-cross-validation of the SVD and the nonnegative matrix factorization. *The Annals of Applied Statistics*, 3(2):564 – 594, 2009.
- [33] Peter Hoff. Model averaging and dimension selection for the singular value decomposition. *Journal of the American Statistical Association*, 102:674–685, 02 2007.
- [34] Sourav Chatterjee. Matrix estimation by universal singular value thresholding. *Annals of Statistics*, 43:177–214, 2015.
- [35] Matan Gavish and David L. Donoho. The optimal hard threshold for singular values is. *IEEE Transactions on Information Theory*, 60(8):5040–5053, Aug 2014.
- [36] Yihong Wu. Lecture notes on: Information-theoretic methods for high-dimensional statistics, January 2020.
- [37] P. Wedin. Perturbation bounds in connection with singular value decomposition. *BIT Numerical Mathematics*, 12:99–111, 1972.
- [38] Roman Vershynin. *High-dimensional probability: An introduction with applications in data science*, volume 47. Cambridge University Press, 2018.

A Helpful Concentration Inequalities

In this section, we state and prove a number of helpful concentration inequalities used to establish our primary results.

Lemma A.1. *Let X be a mean zero, sub-gaussian random variable. Then for any $\lambda \in \mathbb{R}$,*

$$\mathbb{E} \exp(\lambda X) \leq \exp\left(C\lambda^2 \|X\|_{\psi_2}^2\right).$$

Lemma A.2. *Let X_1, \dots, X_n be independent, mean zero, sub-gaussian random variables. Then,*

$$\left\| \sum_{i=1}^n X_i \right\|_{\psi_2}^2 \leq C \sum_{i=1}^n \|X_i\|_{\psi_2}^2.$$

Theorem A.1 (Bernstein’s inequality). *Let X_1, \dots, X_n be independent, mean zero, sub-exponential random variables. Then, for every $t \geq 0$, we have*

$$\mathbb{P}\left(\left|\sum_{i=1}^n X_i\right| \geq t\right) \leq 2 \exp\left(-c \min\left(\frac{t^2}{\sum_{i=1}^n \|X_i\|_{\psi_1}^2}, \frac{t}{\max_i \|X_i\|_{\psi_1}}\right)\right),$$

where $c > 0$ is an absolute constant.

Lemma A.3 (Modified Hoeffding Inequality). *Let $X \in \mathbb{R}^n$ be random vector with independent mean-zero sub-Gaussian random coordinates with $\|X_i\|_{\psi_2} \leq K$. Let $a \in \mathbb{R}^n$ be another random vector that satisfies $\|a\|_2 \leq b$ almost surely for some constant $b \geq 0$. Then for all $t \geq 0$,*

$$\mathbb{P}\left(\left|\sum_{i=1}^n a_i X_i\right| \geq t\right) \leq 2 \exp\left(-\frac{ct^2}{K^2 b^2}\right),$$

where $c > 0$ is a universal constant.

Proof. Let $S_n = \sum_{i=1}^n a_i X_i$. Then applying Markov’s inequality for any $\lambda > 0$, we obtain

$$\begin{aligned} \mathbb{P}(S_n \geq t) &= \mathbb{P}(\exp(\lambda S_n) \geq \exp(\lambda t)) \\ &\leq \mathbb{E}[\exp(\lambda S_n)] \cdot \exp(-\lambda t) \\ &= \mathbb{E}_a[\mathbb{E}[\exp(\lambda S_n) \mid a]] \cdot \exp(-\lambda t). \end{aligned}$$

Now, conditioned on the random vector a , observe that

$$\mathbb{E}[\exp(\lambda S_n)] = \prod_{i=1}^n \mathbb{E}[\exp(\lambda a_i X_i)] \leq \exp(CK^2 \lambda^2 \|a\|_2^2) \leq \exp(CK^2 \lambda^2 b^2),$$

where the equality follows from conditional independence, the first inequality by Lemma A.1, and the final inequality by assumption. Therefore,

$$\mathbb{P}(S_n \geq t) \leq \exp(CK^2\lambda^2b^2 - \lambda t).$$

Optimizing over λ yields the desired result:

$$\mathbb{P}(S_n \geq t) \leq \exp\left(-\frac{ct^2}{K^2b^2}\right).$$

Applying the same arguments for $-\langle X, a \rangle$ gives a tail bound in the other direction. \square

Lemma A.4 (Modified Hanson-Wright Inequality). *Let $X \in \mathbb{R}^n$ be a random vector with independent mean-zero sub-Gaussian coordinates with $\|X_i\|_{\psi_2} \leq K$. Let $\mathbf{A} \in \mathbb{R}^{n \times n}$ be a random matrix satisfying $\|\mathbf{A}\|_2 \leq a$ and $\|\mathbf{A}\|_F^2 \leq b$ almost surely for some $a, b \geq 0$. Then for any $t \geq 0$,*

$$\mathbb{P}(|X^T \mathbf{A} X - \mathbb{E}[X^T \mathbf{A} X]| \geq t) \leq 2 \cdot \exp\left(-c \min\left(\frac{t^2}{K^4b}, \frac{t}{K^2a}\right)\right).$$

Proof. The proof follows similarly to that of Theorem 6.2.1 of [38]. Using the independence of the coordinates of X , we have the following useful diagonal and off-diagonal decomposition:

$$X^T \mathbf{A} X - \mathbb{E}[X^T \mathbf{A} X] = \sum_{i=1}^n (A_{ii}X_i^2 - \mathbb{E}[A_{ii}X_i^2]) + \sum_{i \neq j} A_{ij}X_iX_j.$$

Therefore, letting

$$p = \mathbb{P}(X^T \mathbf{A} X - \mathbb{E}[X^T \mathbf{A} X] \geq t),$$

we can express

$$p \leq \mathbb{P}\left(\sum_{i=1}^n (A_{ii}X_i^2 - \mathbb{E}[A_{ii}X_i^2]) \geq t/2\right) + \mathbb{P}\left(\sum_{i \neq j} A_{ij}X_iX_j \geq t/2\right) =: p_1 + p_2.$$

We will now proceed to bound each term independently.

Step 1: diagonal sum. Let $S_n = \sum_{i=1}^n (A_{ii}X_i^2 - \mathbb{E}[A_{ii}X_i^2])$. Applying Markov's inequality for any $\lambda > 0$, we have

$$\begin{aligned} p_1 &= \mathbb{P}(\exp(\lambda S_n) \geq \exp(\lambda t/2)) \\ &\leq \mathbb{E}_{\mathbf{A}} \mathbb{E}[\exp(\lambda S_n) \mid \mathbf{A}] \cdot \exp(-\lambda t/2). \end{aligned}$$

Since the X_i are independent, sub-Gaussian random variables, $X_i^2 - \mathbb{E}[X_i^2]$ are independent mean-zero sub-exponential random variables, satisfying

$$\|X_i^2 - \mathbb{E}[X_i^2]\|_{\psi_1} \leq C\|X_i^2\|_{\psi_1} \leq C\|X_i\|_{\psi_2}^2 \leq CK^2.$$

Conditioned on \mathbf{A} and optimizing over λ using standard arguments, yields

$$p_1 \leq \exp\left(-c \min\left(\frac{t^2}{K^4b}, \frac{t}{K^2a}\right)\right).$$

Step 2: off-diagonals. Let $S = \sum_{i \neq j} A_{ij}X_iX_j$. Again, applying Markov's inequality for any $\lambda > 0$, we have

$$p_2 = \mathbb{P}(\exp(\lambda S) \geq \exp(\lambda t/2)) \leq \mathbb{E}_{\mathbf{A}} [\mathbb{E}[\exp(\lambda S) \mid \mathbf{A}]] \cdot \exp(-\lambda t/2).$$

Let g be a standard multivariate gaussian random vector. Further, let X' and g' be independent copies of X and g , respectively. Conditioning on \mathbf{A} yields

$$\begin{aligned} \mathbb{E}[\exp(\lambda S)] &\leq \mathbb{E}[\exp(4\lambda X^T \mathbf{A} X')] && \text{(by Decoupling Remark 6.1.3 of [38])} \\ &\leq \mathbb{E}[\exp(C_1 \lambda g^T \mathbf{A} g')] && \text{(by Lemma 6.2.3 of [38])} \\ &\leq \exp\left(C_2 \lambda^2 \|\mathbf{A}\|_F^2\right) && \text{(by Lemma 6.2.2 of [38])} \\ &\leq \exp(C_2 \lambda^2 b), \end{aligned}$$

where $|\lambda| \leq c/a$. Optimizing over λ then gives

$$p_2 \leq \exp\left(-c \min\left(\frac{t^2}{K^4b}, \frac{t}{K^2a}\right)\right).$$

Step 3: combining. Putting everything together completes the proof. \square