

# Two-Parametric Nyquist Pulses with Better Performance Based on Inverse Hyperbolic Functions

Songbing Liang, and Stylianos D. Assimonis \*

## Abstract

In this article, three new inter-symbol interference (ISI)-free pulses with enhanced performance compared to the state-of-the-art are proposed and studied in terms of frequency and time domain characteristics. They are based on inverse hyperbolic functions and on the concept of inner and outer functions, which was first introduced by the authors. New pulses are two-parametric, i.e., their design depends only on the roll-off factor and the timing jitter parameter, and they outperform most of the well-known pulses reported in the literature, since they present lower error probability, smaller maximum distortion and wider eye-diagram.

**Keywords:** Nyquist pulses, intersymbol interference (ISI), matched filters, pulse shaping methods, timing jitter.

## 1 Introduction

The raised-cosine (RC) pulse, proposed by Nyquist almost a century ago [1], is the most commonly used pulse in digital communication systems in order to minimize the inter-symbol interference (ISI) effect, due to the delay distortion, which is inherent on these types of systems. A strong research activity in the field of pulse shaping has been going on since then and many authors have proposed two-parametric (i.e., its shape depends only on the roll-off factor,  $\alpha$ , and the timing jitter parameter,  $t/T$ ) [2–8] and more than two-parameters Nyquist pulses [9–12], which outperform the RC pulse. Regarding the latter, the extra design parameters (i.e., except of  $\alpha$ ,  $t/T$ ), are obtained through various optimization techniques in order ISI to be reduced for each roll-of-factor and timing jitter combination. However, in practical digital transmission systems, although  $\alpha$  can be predefined, timing jitter is a random variable and should be predicted. Hence, in this work we focus on the design of new two-parametric pulses, which present better performance for every combination of  $\alpha$  and  $t/T$ , consequently, we will not include in our performance analysis Nyquist pulses with more than two parameters, because such a comparison would be unfair.

In pulse shaping, inverse hyperbolic functions were first utilized by Assalini and Tonello [5], who namely proposed the *flipped-hyperbolic secant* (fsech) and the *flipped-inverse hyperbolic secant* (farcsech) pulses. The concept of inner and outer functions was first introduced by Assimonis *et al.* [3, 6], by proposing two families of Nyquist ISI-free pulses. Specifically, in [3] the ISI-free pulse  $\cos[\log]$ , among others, was presented, which is based on the composition of the functions *inverse cosine* (outer function) and *natural logarithm* (inner function), while in [6] the pulse  $\text{acos}[\text{asinh}]$  was presented, having the *inverse cosine* and the *inverse hyperbolic sine* function, as inner and outer function, respectively. To the very best of our knowledge, these two ISI-free pulses present superior performance in terms of bit error rate (BER) among state-of-the-art of two-parametric Nyquist pulses.

In this work, we present three new two-parametric Nyquist ISI-free pulses, which are tested in terms of frequency and time domain characteristics and they present superior performance in terms of BER and eye-diagram compared to the state-of-the-art of two-parametric Nyquist pulses.

---

\*The authors are with the Institute of Electronics, Communications and Information Technology (ECIT), Queen’s University Belfast, Belfast, BT3 9DT, U.K., (e-mail: {sliang07, s.assimonis}@qub.ac.uk).

## 2 New Two-Parametric Nyquist Pulses

### 2.1 Frequency Domain Characteristics

Based on the inner and outer functions' concept [3], we proposed three new ISI-free pulses, whose frequency response reads as,

$$S(f) = \begin{cases} T, & |f| \leq B(1-\alpha) \\ T \left\{ 1 - \frac{1}{2\gamma} G \left( \frac{|f| - B(1-\alpha)}{2\alpha B} \right) \right\}, & B(1-\alpha) \leq |f| \leq B \\ T \left\{ \frac{1}{2\gamma} G \left( \frac{-|f| + B(1+\alpha)}{2\alpha B} \right) \right\}, & B \leq |f| \leq B(1+\alpha) \\ 0, & |f| \geq B(1+\alpha) \end{cases} \quad (1)$$

where  $\alpha$  represents the roll-off factor ( $0 \leq \alpha \leq 1$ ), i.e., the excess bandwidth beyond the Nyquist bandwidth and  $T$  denotes the symbol-period of the system, which defines the corresponding Nyquist frequency  $B = 1/(2T)$ . Also,  $G(f) = g(h(f))$  is the composition function of the functions  $h(f)$  (inner) and  $g(f)$  (outer). In particular, the three new pulses are proposed according to  $G(f) = \operatorname{acsch}(\log(f))$ ,  $G(f) = \operatorname{acoth}(\operatorname{acsch}(f))$  and  $G(f) = \operatorname{acsch}(\operatorname{asech}(f))$ , where,  $\operatorname{acsch}$ ,  $\operatorname{acoth}$  and  $\operatorname{asech}$  represents the *inverse hyperbolic cosecant*, the *inverse hyperbolic cotangent* and the *inverse hyperbolic secant* function, respectively, while  $\log$  is the *natural logarithm* function. Continuity of (1) implies that  $\gamma$  should meet the condition [3]

$$\gamma = G(1/2). \quad (2)$$

Thus, for the first (i.e.,  $\operatorname{acsch}[\log]$ ), second (i.e.,  $\operatorname{acoth}[\operatorname{acsch}]$ ) and third (i.e.,  $\operatorname{acsch}[\operatorname{asech}]$ ) pulse  $\gamma$  constant is defined as

$$\gamma_{\operatorname{acsch}[\log]} = \operatorname{acsch}(\log(1/2)) \approx -1.16, \quad (3)$$

$$\gamma_{\operatorname{acoth}[\operatorname{acsch}]} = \operatorname{acoth}(\operatorname{acsch}(1/2)) \approx 0.85, \quad (4)$$

$$\gamma_{\operatorname{acsch}[\operatorname{asech}]} = \operatorname{acoth}(\operatorname{acsch}(1/2)) \approx 0.7. \quad (5)$$

The frequency responses of the three new pulses are illustrated in Fig. 2. It is also depicted the  $\operatorname{acos}[\operatorname{asinh}]$  and  $\operatorname{acos}[\log]$  pulses for comparison purposes. It can be observed that all pulses' frequency response shows concave when  $B(1-\alpha) \leq |f| \leq B$ , while convex in  $B \leq |f| \leq B(1+\alpha)$ . Thus, they tend to transfer more power in higher-frequency region, which leads to lower first side-lobes in the time domain, as it will be shown, which in turn, leads to improved robustness against the time-jitter effects [3].

### 2.2 Time-Domain Characteristics

The impulse responses of the three new pulses are illustrated in Fig. 1, alongside with the  $\operatorname{acos}[\operatorname{asinh}]$  and  $\operatorname{acos}[\log]$  pulses for comparison sake. It is evident that the  $\operatorname{acsch}[\operatorname{asech}]$  pulse have strong ability to suppress the first sidelobe. In general, the  $\operatorname{acsch}[\operatorname{asech}]$  is the best among all of five pulses considering the sidelobes suppression, while the  $\operatorname{acsch}[\log]$  pulse is not efficient in suppressing the sidelobes, although it presents the lower third and fourth sidelobe among these five pulses. It is noted that the new three pulses presented in this work and defined in the frequency domain in (1) do not have closed-form expression in time domain, and hence, they have been numerically evaluated, similarly to the pulses presented in [3, 5, 6].

The decay rate can be estimated using the *Theorem 1* introduced previously in [4], among all these pulses. More specifically, we show that the following lemma is fulfilled.

*Lemma 1:* The decay rate of the pulse-family in (1) is  $1/t^2$  when  $\alpha \neq 0$  and  $1/|t|$  when  $\alpha = 0$ .

*Proof:* For the sake of simplicity, we test in terms of time-domain properties only the pulse  $\operatorname{acsch}[\operatorname{asech}]$ , while applying a similar procedure over the  $\operatorname{acsch}[\log]$  and  $\operatorname{acoth}[\operatorname{acsch}]$  will lead to exactly the same conclusion.

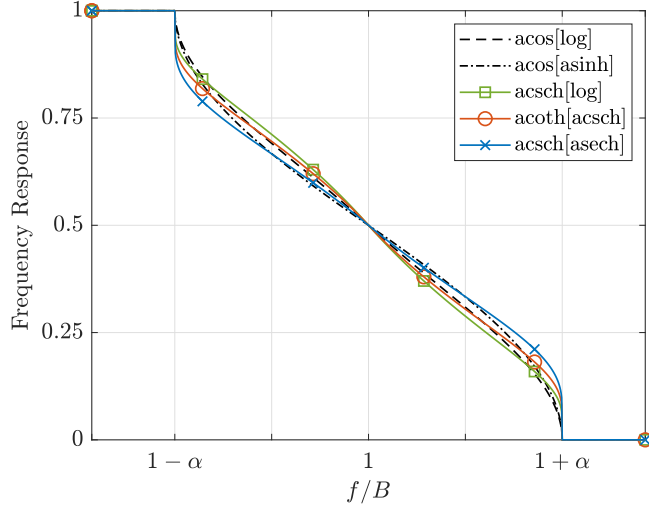


Figure 1: Frequency response of the reference and new pulses with roll-off factor  $\alpha = 0.35$ .

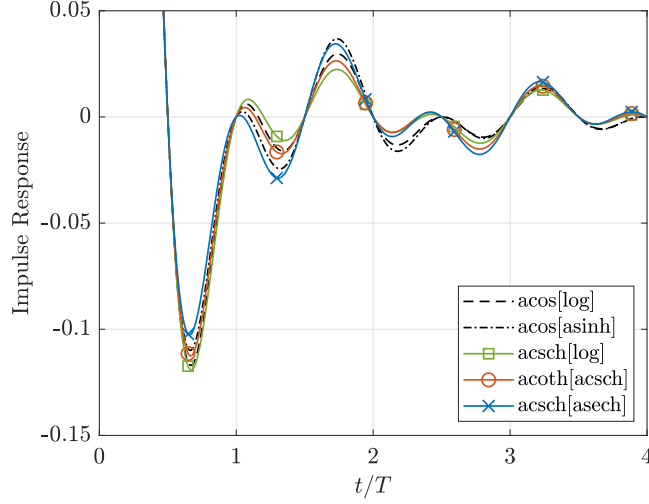


Figure 2: Impulse response of the reference and new pulses with roll-off factor  $\alpha = 0.35$ .

Assuming  $\alpha \neq 0$  the first (i.e.,  $m = 1$ ) derivative of  $\text{acsch}[\text{asech}]$  is given by,

$$S'(f) = \begin{cases} 0, & |f| \leq B(1 - \alpha) \\ T \frac{B\alpha}{\gamma c_1^2 \sqrt{c_1^2 + 1} (\text{asinh}(c_1^2) - 1)}, & B(1 - \alpha) \leq |f| \leq B \\ T \frac{B\alpha}{\gamma c_2^2 \sqrt{c_2^2 + 1} (\text{asinh}(c_2^2) - 1)}, & B \leq |f| \leq B(1 + \alpha) \\ 0, & |f| \geq B(1 + \alpha) \end{cases} \quad (6)$$

where,

$$c_1 = \frac{2B\alpha}{f - B(1 - \alpha)}, \quad c_2 = \frac{2B\alpha}{f - B(1 + \alpha)}. \quad (7)$$

Thus, based on (6), (7), we can readily observe that,

$$\lim_{f \rightarrow B(1 - \alpha)} S'(f) = \lim_{f \rightarrow B(1 + \alpha)} S'(f) \rightarrow \infty \quad (8)$$

Table 1: Eye width and max distortion of eye patterns

pulse	eye-width	max distortion
acos[log]	0.780	1.467
acos[asinh]	0.794	1.475
acsch[log]	0.812	1.460
acoth[acsch]	0.802	1.443
acsch[asech]	0.800	1.440

Table 2: Bit error rate (BER) with  $N = 2^9$  Interfering Symbols and  $SNR = 15$  dB.

$\alpha$	pulse	$t/T = \pm 0.05$	$t/T = \pm 0.1$	$t/T = \pm 0.2$	$t/T = \pm 0.3$
0.25	acos[log]	5.3332e-8	1.0726e-6	2.7416e-4	1.2183e-2
	acos[asinh]	5.1488e-8	9.9816e-7	2.4946e-4	1.1349e-2
	acsch[log]	5.3700e-8	1.0861e-6	2.7826e-4	1.2345e-2
	acoth[acsch]	5.1677e-8	1.0003e-6	2.4874e-4	1.1393e-2
	acsch[asech]	<b>4.9210e-8</b>	<b>9.0533e-7</b>	<b>2.1816e-4</b>	<b>1.0306e-2</b>
0.35	acos[log]	3.5470e-8	4.3365e-7	7.3486e-5	4.5509e-3
	acos[asinh]	3.4124e-8	4.0410e-7	6.7653e-5	4.2252e-3
	acsch[log]	3.5723e-8	4.3760e-7	7.3741e-5	4.5841e-3
	acoth[acsch]	3.4194e-8	4.0080e-7	6.5535e-5	4.1446e-3
	acsch[asech]	<b>3.2414e-8</b>	<b>3.6393e-7</b>	<b>5.8702e-5</b>	<b>3.7520e-3</b>
0.5	acos[log]	2.1559e-8	1.4514e-7	1.4987e-5	1.2082e-3
	acos[asinh]	2.0758e-8	1.3617e-7	1.4609e-5	1.2202e-3
	acsch[log]	2.1693e-8	1.4525e-7	1.4541e-5	1.1712e-3
	acoth[acsch]	2.0726e-8	1.3274e-7	1.3347e-5	<b>1.1118e-3</b>
	acsch[asech]	<b>1.9693e-8</b>	<b>1.2137e-7</b>	<b>1.2947e-5</b>	1.1507e-3

and hence, discontinuity occurs at the transition points

$$f = B(1 \mp \alpha). \quad (9)$$

Assuming  $\alpha = 0$ , the frequency response  $S(f)$  degenerates into a rectangular pulse with time-domain response the sinc function (i.e.,  $\text{sinc}(f) = \sin(t/T)$ ), which in turn, presents decay rate of  $1/|t|$  [3,4]. The latter statement concludes the proof.  $\square$

It is noted that despite the fact that the new pulses present lower decay rate than the well-known RC, which has a decay rate of  $1/t^3$ , they present superior performance in terms of BER, as it will be shown next, since their first side-lobes amplitudes are lower than the RC: other studies [2,3,5,6] came to the same conclusions.

### 2.3 Performance Evaluation

In this section, we evaluate the performance of the new three Nyquist pulses in terms of eye-diagram and BER. In general, eye-diagram provides us with a great deal of visual information [13], including the severity of ISI, sensitivity to timing jitter and the noise margin [14]. In our case, from the eye-diagram of the new pulses depicted in Fig. 3, we can obtain the their maximum distortion and the eye-width values, which are tabulated in Table 1: it can be observed that the three new pulses present wider eye-width than the two reference pulses, which in turn leads to longer time interval whereinto the received signal can be sampled without the presence of ISI. Additionally, new pulses have better performance in terms of max distortion (Table 1).

A quantitative analysis can be specified by the BER estimation in the presence of time sampling errors. Please note that BER probability is the best measure of a digital system's performance, since includes the

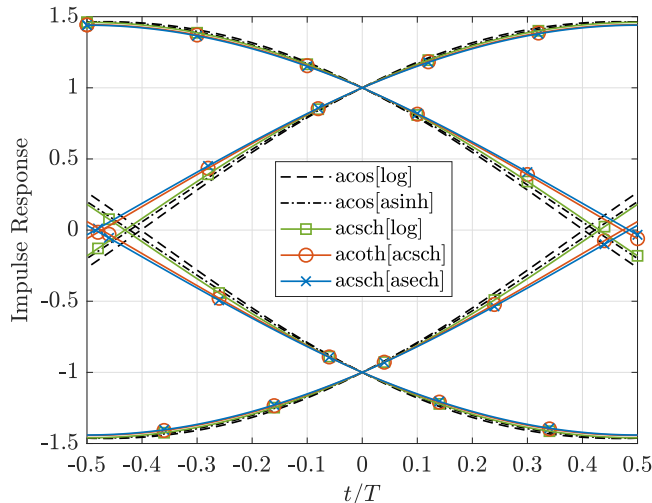


Figure 3: Inner and outer boundaries of the eye-diagrams of the reference and the new pulses with roll-off factor  $\alpha = 0.35$ .

effects of noise, synchronization and distortion [15]. In this work BER was estimated according to [16]: we set parameters  $N_1 = -100$ ,  $N_2 = 100$ , signal-to-noise (SNR) ratio to 15 dB, number of the non-zero terms  $N_M = 23$  and  $N = 2^9$  interfering symbols. The results are tabulated in Table 2: this table gives the BERs of different pulses with the presence of timing offset (timing jitter  $t/T$  parameter) for varied roll-off factor  $\alpha$ . It can be easily noticed that, the new  $\text{acsch}[\text{asech}]$  pulse outperforms all other pulses in terms of BER (except for the case of  $\alpha = 0.5$  and  $t/T = \pm 0.3$ , where it finished second-best), and the BERs of  $\text{acoth}[\text{acsch}]$  and  $\text{acos}[\text{asinh}]$  are very close, taking second and third place at the most of the cases. On the other hand, reference pulses  $\text{acos}[\log]$  and  $\text{acsch}[\log]$  rank last at the most of the cases. Please note that, the lowest BER is underlined (bold font) in Table 2 for each combination of  $\alpha$  and  $t/T$ .

Generally, it can be summarized that the three new Nyquist pulses always demonstrate a superior performance in terms of many aspects. In particular, based on the above analysis it can be noticed that the  $\text{acsch}[\text{asech}]$  is the best among all pulses we compared due to its lowest probability of getting distortion and the lower BER than other two-parametric Nyquist pulses. Also, the dominant sidelobes are controlled better for the  $\text{acsch}[\text{asech}]$ .

### 3 Conclusion

In this work, three new ISI-free Nyquist pulses were presented and studied in terms of frequency and time domain characteristics. The design of these pulses is low-complexity, since it is based only on the roll-off factor and the timing jitter parameter (i.e., they are two-parametric pulses). They utilize the concept of the *inner* and *outer* functions and, also, they use inverse hyperbolic functions in their design. A fair comparison with the state-of-the-art of two-parametric pulses reveals their superiority in terms of performance. Specifically, to the best of our knowledge, the proposed pulses outperform all the currently published in the literature two-parametric Nyquist pulses in terms of BER and eye-diagram (i.e., maximum distortion, eye-width) and particularly, the  $\text{acsch}[\text{asech}]$  pulse is the best among all the considered pulses.

### References

- [1] H. Nyquist, "Certain topics in telegraph transmission theory," *Transactions of the American Institute of Electrical Engineers*, vol. 47, no. 2, pp. 617–644, 1928.
- [2] N. C. Beaulieu, C. C. Tan, and M. O. Damen, "A "better than" nyquist pulse," *IEEE Communications Letters*, vol. 5, no. 9, pp. 367–368, 2001.

- [3] S. D. Assimonis, M. Matthaiou, G. K. Karagiannidis, and J. A. Nossek, "Improved parametric families of intersymbol interference-free nyquist pulses using inner and outer functions," *IET Signal Processing*, vol. 5, no. 2, pp. 157–163, 2011.
- [4] N. C. Beaulieu and M. O. Damen, "Parametric construction of Nyquist-I pulses," *IEEE Transactions on Communications*, vol. 52, no. 12, pp. 2134–2142, 2004.
- [5] A. Assalini and A. M. Tonello, "Improved nyquist pulses," *IEEE Communications Letters*, vol. 8, no. 2, pp. 87–89, 2004.
- [6] S. D. Assimonis, M. Matthaiou, and G. K. Karagiannidis, "Two-parameter nyquist pulses with better performance," *IEEE Communications Letters*, vol. 12, no. 11, pp. 807–809, 2008.
- [7] S. D. Assimonis, M. Matthaiou, G. K. Karagiannidis, and J. A. Nossek, "Parametric construction of improved nyquist filters based on inner and outer functions," in *2009 IEEE International Conference on Communications*, 2009, pp. 1–5.
- [8] —, "Optimized "better than" raised-cosine pulse for reduced ici in ofdm systems," in *2010 17th International Conference on Telecommunications*, 2010, pp. 249–252.
- [9] N. D. Alexandru and A. L. Balan, "Isi-free pulse with piecewise exponential frequency characteristic," *AEU-International Journal of Electronics and Communications*, vol. 70, no. 8, pp. 1020–1027, 2016.
- [10] S. Chandan, P. Sandeep, and A. K. Chaturvedi, "A family of isi-free polynomial pulses," *IEEE Communications Letters*, vol. 9, no. 6, pp. 496–498, 2005.
- [11] M. Mohri and M. Hamamura, "Isi-free power roll-off pulse," *IEICE transactions on fundamentals of electronics, communications and computer sciences*, vol. 92, no. 10, pp. 2495–2497, 2009.
- [12] N. D. Alexandru and A. L. O. Balan, "Improved nyquist filters with piece-wise parabolic frequency characteristics," *IEEE Communications Letters*, vol. 15, no. 5, pp. 473–475, 2011.
- [13] G. Breed, "Analyzing signals using the eye diagram," *High Frequency Electronics*, vol. 4, no. 11, pp. 50–53, 2005.
- [14] A. Grami, *Introduction to digital communications*. Academic Press, 2015.
- [15] C. C. Tan and N. C. Beaulieu, "Transmission properties of conjugate-root pulses," *IEEE Transactions on Communications*, vol. 52, no. 4, pp. 553–558, 2004.
- [16] N. C. Beaulieu, "The Evaluation of Error Probabilities for Intersymbol and Cochannel Interference," *IEEE Transactions on Communications*, vol. 39, no. 12, pp. 1740–1749, 1991.