

Phillips [21] assessed the dominant E1 capture at leading order (LO) that includes the proton and the $\frac{3}{2}^-$ ground and $\frac{1}{2}^-$ excited states of the ${}^7\text{Be}$ core as degrees of freedom, with the initial interactions fixed by the s -wave scattering lengths in the total spin $S = 2$ and $S = 1$ channels, and the final bound state given in terms of asymptotic normalization coefficients (ANCs) obtained from *ab initio* variational Monte Carlo calculation. Their result for the astrophysical S factor was $\sim 10\%$ smaller than the recommended value of $S_{17}(0) = 20.8(16)$ eV b from “Solar II” [3], though within their theoretical LO uncertainties. A next-to-leading order (NLO) calculation, with nine adjustable parameters, was carried on with a Bayesian analysis in subsequent works [23, 24], with an improved agreement [$S_{17}(0) = 21.3(7)$ eV b] with the recommended value. Ryberg *et al.* [22] explored the LO association between $S_{17}(0)$ and the charge radius of ${}^8\text{B}$. With different values of ANCs as input, their $S_{17}(0)$ results were scattered between ~ 17 – 20 eV b and found an apparent linear correlation with the charge radius.

In the present work we perform a next-to-next-to-leading order (NNLO) analyses of the ${}^7\text{Be}(p, \gamma){}^8\text{B}$ capture reaction in the halo EFT framework. In contrast to previous studies [21–24], we include the excitation of the ${}^7\text{Be}$ core in a coupled-channel formalism [25, 26], extending the calculations done for the mirror-symmetric case ${}^7\text{Li}(n, \gamma){}^8\text{Li}$ [27]. The same formal discrepancies raised there about previous halo EFT calculations apply here as well. In particular, the discrepancies are in the initial state s -wave scattering and in the final p -wave bound state. We also disagree with the power counting developed in earlier works. We estimate the two-body current contribution to E1 transition to be two orders suppressed in the perturbative expansion compared to previous estimates [23, 24]. Besides the E1 capture, we include the leading M1 contributions relevant at energies ~ 600 keV around the 1^+ resonance. That allows us to perform EFT fits over a wider range in energy. Applying Bayesian analysis on the most recent, high-quality capture data we obtain $S_{17}(0) \sim 21$ eV b, in agreement with the recommended value [3]. As in the ${}^7\text{Li}(n, \gamma){}^8\text{Li}$ case [27], one also identifies an increasingly important d -wave contribution at NLO towards higher energies while the dynamics of the ${}^7\text{Be}$ excited state are noticeable only at NNLO.

The paper is organized as follows. Sec. II A defines the strong and electromagnetic EFT Lagrangian from where our interactions are obtained. We design two versions of EFTs—one simpler, with only the proton and the ground state of the ${}^7\text{Be}$ core as nuclear degrees of freedom, and another including the excited state of the core, to be compared between each other throughout the paper. Secs. II B and II C provide details on how to incorporate the excited core in a coupled-channel formulation in s - and p -waves, respectively. It is followed by a brief derivation of the ANCs and their relations with the wave function renormalization constants in EFT. One closes Sec. II presenting basic elements of Bayesian anal-

ysis necessary for fits of our EFT parameters to capture data. The pertinent Feynman diagrams and main expressions of our E1 and M1 capture reactions are given in Sec. III. Preliminary results are shown in Sec. IV with EFT parameters determined from available scattering observables and experimentally determined and calculated ANCs, with the purpose of setting up the power counting for this reaction. The main results of this work are presented in Sec. V where the EFT parameters were constrained by the most recent and precise direct capture data [28–33] using Bayesian inference. One finishes with a summary and concluding remarks in Sec. VI.

II. FORMALISM

In this section we develop the formalism for calculating the radiative capture reaction ${}^7\text{Be}(p, \gamma){}^8\text{B}$. The general formalism is very similar to the calculation in the isospin mirror reaction ${}^7\text{Li}(n, \gamma){}^8\text{Li}$ [27]. The dominant contribution is from a E1 transition from an initial s -wave state to a final p -wave bound state. There is a M1 transition from a p -wave resonance state that is important around the resonance energy. The modification to ${}^7\text{Li}(n, \gamma){}^8\text{Li}$ due to the Coulomb force needed in this calculation can be obtained from the halo EFT calculations of ${}^3\text{He}(\alpha, \gamma){}^7\text{Be}$, ${}^3\text{H}(\alpha, \gamma){}^7\text{Li}$ [34, 35]. The derivation below closely follows that in Ref. [27] with the Coulomb expressions from Refs. [34, 35].

A. Interactions

We start the construction of the interactions by identifying the low-energy degrees of freedom. The ${}^8\text{B}$ ground state is a shallow state with a binding energy $B = 0.1364$ MeV below the proton- ${}^7\text{Be}$ threshold [36, 37]. The spin-parity assignments of the proton and ground state of ${}^7\text{Be}$ are $\frac{1}{2}^+$ and $\frac{3}{2}^-$, respectively. Thus the 2^+ ground state of ${}^8\text{B}$ is a p -wave bound state. The ${}^8\text{B}$ ground state can also be represented as a p -wave bound state of the proton and the $\frac{1}{2}^-$ excited core of ${}^7\text{Be}$ [23, 24, 38] that we denote as ${}^7\text{Be}^*$. Capture from initial s -wave states through the E1 transition dominates with subleading contributions from initial d -wave states that we describe later. Low-energy capture data shows a prominent contribution from the 1^+ resonance state of ${}^8\text{B}$. This can be described as a M1 transition between initial and final p -wave states.

Following the calculation of ${}^7\text{Li}(n, \gamma){}^8\text{Li}$ [27], we construct a theory without the ${}^7\text{Be}^*$ core as an explicit degree of freedom that we simply call EFT. We construct a second theory with the ${}^7\text{Be}^*$ core as an explicit degree of freedom that we call EFT * . We will show later in Sec. IV that the two EFTs differ in their momentum dependence only at NNLO. First we present the halo EFT without ${}^7\text{Be}^*$ contribution. The strong interaction Lagrangian is

similar to the one for ${}^7\text{Li}(n, \gamma){}^8\text{Li}$ from [20, 27, 39]:

$$\begin{aligned} \mathcal{L} = & N^\dagger \left[i\partial_0 + \frac{\nabla^2}{2m_p} \right] N + C^\dagger \left[i\partial_0 + \frac{\nabla^2}{2m_c} \right] C \\ & + \chi_{[j]}^{(\zeta)\dagger} \left[\Delta^{(\zeta)} + h^{(\zeta)} \left(i\partial_0 + \frac{\nabla^2}{2M} \right) \right] \chi_{[j]}^{(\zeta)} \\ & + \sqrt{\frac{2\pi}{\mu}} \left[\chi_{[j]}^{(\zeta)\dagger} N^T P_{[j]}^{(\zeta)} C + \text{h. c.} \right], \end{aligned} \quad (1)$$

where N represents the $\frac{1}{2}^+$ proton with mass $m_p = 938.27$ MeV and charge $Z_p = 1$, C represents the $\frac{3}{2}^-$ ${}^7\text{Be}$ core with mass $m_c = 6536.2$ MeV [36, 37] and charge $Z_c = 4$, $M = m_p + m_c$ is the total mass, and $\mu = m_p m_c / M$ the reduced mass. We use natural units with $\hbar = 1 = c$. In the spectroscopic notation $2^{S+1}L_J$, the initial s waves are 3S_1 and 5S_2 . The p -wave bound state is a combination of 3P_2 and 5P_2 . The 1^+ ${}^8\text{B}$ resonance is a combination of 3P_1 and 5P_1 . $P_{[j]}^{(\zeta)}$ in Eq. (1) are the projectors for the relevant s - and p -wave channels: ${}^3S_1, {}^5S_2, {}^3P_2, {}^5P_2, {}^3P_1, {}^5P_1$ [20, 27, 39] indicated by the superscript ζ . The projectors $P_{[j]}^{(\zeta)}$ are listed in Appendix A. We gauge the derivatives of the charged particles with minimal substitution to describe both Coulomb interactions and E1 one-body transition operators. In this theory the binding momentum $\gamma = \sqrt{2\mu B} = 14.961$ MeV, the inverse Bohr radius $k_C = \alpha_e Z_c Z_p \mu = 23.956$ MeV (with $\alpha_e = e^2/(4\pi) = 1/137$ the fine structure constant), and momentum $p \lesssim 40$ MeV constitute the low momentum scale $Q \sim \gamma \sim k_C \sim p$. The momentum $p_R = 32.15$ MeV associated with the 1^+ resonance energy $E_R = 0.630(3)$ keV [40] is also considered to scale as Q . The breakdown momentum scale of the theory can be estimated from the binding momentum of the ${}^7\text{Be}$ core $\Lambda \sim 70$ MeV into the constituents ${}^3\text{He}$ - ${}^4\text{He}$.

The M1 transition proceeds through the operators

$$\begin{aligned} & g_p \mu_N N^T \left(\frac{\boldsymbol{\sigma}}{2} \cdot \mathbf{B} \right) N + g_c \mu_N C^T (\mathbf{J} \cdot \mathbf{B}) C \\ & + \left[i\mu_N L_{22} \chi_{ij}^{(5P_2)\dagger} B_k \chi_l^{(5P_1)} R_{ijkl} + \text{h. c.} \right], \end{aligned} \quad (2)$$

where $\boldsymbol{\sigma}$ are the Pauli matrices, \mathbf{J} are the angular momentum matrices for spin-3/2 particle, $\mathbf{B} = \nabla \times \mathbf{A}$ is the magnetic field, $\mu_N = e/(2m_p)$ the nuclear magneton, $g_p = 2\kappa_p$ the proton gyromagnetic ratio, $g_c = 2\kappa_c/3$ the ${}^7\text{Be}$ gyromagnetic ratio, and L_{22} is a two-body current coupling [39]. We include only the M1 capture contribution from the dominant 5P_1 channel. We verified that capture from the other initial p -wave state is subleading. The anomalous magnetic moments [41] are $\kappa_p = 2.792\,847\,34(3)$ and $\kappa_c = -1.398(15)$, respectively. We present our final results for the S -factor at threshold to only 3-significant figures. There is an additional M1 contribution from a magnetic photon coupling to the charged particles ‘‘in flight’’ that we include [39].

The second halo EFT $_\star$ with explicit excited ${}^7\text{Be}^\star$ core

can be described with the Lagrangian [27]

$$\begin{aligned} \mathcal{L}_\star = & N^\dagger \left[i\partial_0 + \frac{\nabla^2}{2m_p} \right] N + C^\dagger \left[i\partial_0 + \frac{\nabla^2}{2m_c} \right] C \\ & + C_\star^\dagger \left[i\partial_0 - E_\star + \frac{\nabla^2}{2m_c} \right] C_\star \\ & + \chi_{[j]}^{(\zeta)\dagger} \left[\Pi^{(\zeta\zeta')} + t^{(\zeta\zeta')} \left(i\partial_0 + \frac{\nabla^2}{2M} \right) \right] \chi_{[j]}^{(\zeta')} \\ & + \sqrt{\frac{2\pi}{\mu}} \left[\chi_{[j]}^{(\zeta)\dagger} N^T P_{[j]}^{(\zeta)} C \right. \\ & \left. + \chi_{[j]}^{(\zeta)\dagger} N^T P_{[j]}^{(\zeta)} C_\star + \text{h. c.} \right], \end{aligned} \quad (3)$$

where the C_\star field represents the excited ${}^7\text{Be}^\star$ core with excitation energy $E_\star = 0.4291$ MeV. The momentum scale $\gamma_\Delta = \sqrt{2\mu E_\star} = 26.54$ MeV is assumed to scale as Q . The breakdown momentum for this theory would be set by the binding momentum of the ${}^7\text{Be}^\star$ core as $\Lambda \sim 60$ MeV. Compared to Eq. (1), this theory has some additional scattering channels ${}^3S_1^\star, {}^3P_2^\star$. We also include mixing in the 3S_1 - ${}^3S_1^\star$ and 3P_2 - ${}^3P_2^\star$ channels. This is facilitated by the off-diagonal terms in the inverse free dimer field $\chi_{[j]}^{(\zeta)}$ propagators. We consider mixing only in the spin $S = 1$ channels. The excited core does not participate in the $S = 2$ channel. The capture in the spin $S = 2$ channel is known to be about 4 times larger than in the $S = 1$ channel [42, 43]. So we treat any possible mixing between these two spin channels to be subleading and do not consider in our calculation. The M1 contribution in EFT $_\star$ is given by the operators in Eq. (2) and the in-flight captures.

The E1 contribution to ${}^7\text{Be}(p, \gamma){}^8\text{B}$ in EFT and EFT $_\star$ is very similar to the ${}^3\text{He}(\alpha, \gamma){}^7\text{Be}$ capture calculation except for some trivial angular momentum algebra. We use the ${}^3\text{He}(\alpha, \gamma){}^7\text{Be}$ expressions [34] with appropriate modifications. The reader should refer to Ref. [34] for technical details on evaluating the Feynman diagrams we consider here. The M1 contribution with Coulomb involves a new integral that can also be related to results from ${}^3\text{He}(\alpha, \gamma){}^7\text{Be}$.

B. 3S_1 - ${}^3S_1^\star$ Coupled Channel

The coupled-channel s -wave scattering amplitude is a 2×2 matrix. We write the Coulomb-subtracted scattering matrix as

$$i\mathcal{A}^{(ab)}(p) = -i \frac{2\pi}{\mu} [C_0(\eta_p)]^2 e^{i2\sigma_0} \mathcal{D}^{(ab)}(E, 0), \quad (4)$$

where $E = p^2/(2\mu)$ is the center-of-mass (c.m.) energy and the superscripts are the row-column indices of the amplitude matrix. We identify the 3S_1 state as channel 1, and the ${}^3S_1^\star$ state as channel 2. The Coulomb phase shift is $\sigma_l = \arg \Gamma(l+1+i\eta_p)$ with the Sommerfeld parameter $\eta_p = k_C/p$. The parameter $[C_0(\eta_p)]^2$, associated with the

probability of the Coulomb wave function at the origin, is given by

$$C_l(\eta_p) = \frac{2^l e^{-\pi\eta_p/2} |\Gamma(l+1+i\eta_p)|}{\Gamma(2l+2)}. \quad (5)$$

Following the ${}^7\text{Li}(n, \gamma){}^8\text{Li}$ calculation in Ref. [27], we write the inverse dimer propagator as

$$\mathcal{D}^{-1} = \mathcal{D}_0^{-1} - \Sigma, \quad (6)$$

where \mathcal{D}_0^{-1} is the inverse free dimer propagator and Σ is the self-energy. Calculation of $[\mathcal{D}(E, 0)]^{-1}$ is simpler than $\mathcal{D}(E, 0)$. We have the free inverse dimer propagator from Eq. (3):

$$[\mathcal{D}_0(E, 0)]^{-1} = \begin{pmatrix} \Pi^{(11)} & \Pi^{(12)} \\ \Pi^{(12)} & \Pi^{(22)} \end{pmatrix}, \quad (7)$$

where we only kept the couplings $\Pi^{(ij)}$ in a low momentum expansion. In a single-channel calculation this would correspond to keeping only the scattering length contribution. The self-energy is

$$-\Sigma(E, 0) = -\frac{2\pi}{\mu} \begin{pmatrix} J_0(-ip) & 0 \\ 0 & J_0(-ip_*) \end{pmatrix}, \quad (8)$$

where $p_* = \sqrt{p^2 - \gamma_\Delta^2 + i0^+}$ and

$$\begin{aligned} J_0(x) &= -2\mu \int \frac{d^3q}{(2\pi)^3} \frac{1}{q^2 + x^2} \frac{2\pi\eta_q}{e^{2\pi\eta_q} - 1} \\ &= -\frac{\mu}{2\pi} \lambda + \frac{k_C \mu}{2\pi} \left[\frac{1}{D-4} + 1 - 3\gamma_E \right. \\ &\quad \left. + 2 \ln \frac{\lambda\sqrt{\pi}}{2k_C} - 2H(-ik_C/x) \right], \end{aligned} \quad (9)$$

where $H(x) = \psi(ix) + 1/(2ix) - \ln(ix)$ with the di-gamma function $\psi(x)$. We regulate the loop integrals using dimensional regularization in the power divergence subtraction (PDS) scheme [44] that removes all divergences in space-time dimensions $D \leq 4$. λ is the renormalization scale. With the RG conditions

$$\begin{aligned} \Pi^{(ij)} &= \frac{1}{a_{ij}} + \left[-\frac{\lambda}{k_C} + \frac{1}{D-4} + 1 - 3\gamma_E \right. \\ &\quad \left. + 2 \ln \frac{\lambda\sqrt{\pi}}{2k_C} \right] \delta_{ij}, \end{aligned} \quad (10)$$

where a_{ij} s have units of length [25], we arrive at

$$\begin{aligned} [\mathcal{D}(E, 0)]^{-1} &= \begin{pmatrix} 1/a_{11} & 1/a_{12} \\ 1/a_{12} & 1/a_{22} \end{pmatrix} \\ &\quad + \begin{pmatrix} 2k_C H(k_C/p) & 0 \\ 0 & 2k_C H(k_C/p_*) \end{pmatrix}, \end{aligned} \quad (11)$$

which can be used to calculate the s -wave scattering matrix $\mathcal{A}(p)$. More specifically, we calculate

$$\begin{aligned} \mathcal{A}^{(11)} &= \frac{2\pi}{\mu} [C_0(\eta_p)]^2 e^{i2\sigma_0} \left\{ -a_{11}^{-1} - 2k_C H\left(\frac{k_C}{p}\right) \right. \\ &\quad \left. + a_{12}^{-2} \left[\frac{1}{a_{22}} + 2k_C H\left(\frac{k_C}{p_*}\right) \right]^{-1} \right\}^{-1}, \end{aligned} \quad (12)$$

which reduces to the single-channel result for $1/a_{12} = 0$. For the off-diagonal contribution,

$$\begin{aligned} \mathcal{A}^{(12)} &= \frac{2\pi}{\mu} [C_0(\eta_p)]^2 e^{i2\sigma_0} \left\{ -a_{12}^{-1} + a_{12} \left[\frac{1}{a_{11}} \right. \right. \\ &\quad \left. \left. + 2k_C H\left(\frac{k_C}{p}\right) \right] \left[\frac{1}{a_{22}} + 2k_C H\left(\frac{k_C}{p_*}\right) \right] \right\}^{-1}. \end{aligned} \quad (13)$$

Matching \mathcal{A}_{11} to the effective range expansion (ERE) at $p \ll \gamma_\Delta$ we get

$$\begin{aligned} -a_{11}^{-1} - a_{12}^{-2} \left[-a_{22}^{-1} - 2k_C H\left(-\frac{ik_C}{\sqrt{-p^2 + \gamma_\Delta^2 - i0^+}}\right) \right]^{-1} \\ \approx -\frac{1}{a_{11}} + \frac{a_{22} a_{12}^{-2}}{1 + 2a_{22} k_C H\left(-i\frac{k_C}{\gamma_\Delta}\right)} \\ + i \frac{a_{22}^2 a_{12}^{-2} k_C^2 H'\left(-i\frac{k_C}{\gamma_\Delta}\right)}{\gamma_\Delta^3 \left[1 + 2a_{22} H\left(-i\frac{k_C}{\gamma_\Delta}\right) \right]^2 p^2 + \dots} \\ = -\frac{1}{a_0^{(1)}} + \frac{1}{2} r_0^{(1)} p^2 + \dots, \end{aligned} \quad (14)$$

which gives

$$\begin{aligned} a_{11} &= a_0^{(1)} \frac{1 + 2a_{22} k_C H\left(-\frac{ik_C}{\gamma_\Delta}\right)}{1 + a_{22} \left[a_0^{(1)} a_{12}^{-2} + 2k_C H\left(-\frac{ik_C}{\gamma_\Delta}\right) \right]}, \\ a_{12}^{-2} &= -r_0^{(1)} \frac{i\gamma_\Delta^3 \left[1 + 2a_{22} k_C H\left(-\frac{ik_C}{\gamma_\Delta}\right) \right]^2}{2a_{22}^2 k_C^2 H'\left(-\frac{ik_C}{\gamma_\Delta}\right)}. \end{aligned} \quad (15)$$

These expressions reduce to the ones without Coulomb interactions in Ref. [27]. A mixed channel calculation (without the Coulomb force) using nucleon-core contact interaction in s -wave, instead of dimer-particle interaction as we do here, was presented in Ref. [25]. See also Ref. [26] where a coupled-channel calculation with the Coulomb force was considered.

In the $S = 1$ channel, the new measurement [45] of $a_0^{(1)} = 17.34_{-1.33}^{+1.11}$ fm would make the scattering length scale as $1/Q$. We take all $a_{ij} \sim 1/Q$, and then $r_0^{(1)} \sim 1/Q$ for $k_C \sim 24$ MeV $\sim Q$. Irrespective of the sign of a_{12} , $r_0^{(1)}$ is negative, just as it is in the system without Coulomb interactions [25, 27]. Though we started with a theory with momentum-independent contact interactions, an s -wave effective range $r_0^{(1)}$ is generated in the coupled-channel calculation as there is a finite difference in the relative momentum in the scattering between states with and without the excited core [27].

In the analysis we present later, we use Eq. (15) to constrain a_{11} by $a_0^{(1)}$. Thus, a_{22} and a_{12} remain the only free parameters to be fitted to determine the s -wave scattering amplitudes in the coupled-channel calculation.

C. 3P_2 - ${}^3P_2^*$ Coupled Channel

The coupled-channel calculation for the p -wave bound state is similar to the s -wave scattering calculation, and follows the derivation in Ref. [27], with the additional complexity of Coulomb interactions. We write the free inverse dimer propagator as

$$[\mathcal{D}_0(E, 0)]^{-1} = \begin{pmatrix} \Pi^{(11)} + Et^{(11)} & \Pi^{(12)} + Et^{(12)} \\ \Pi^{(12)} + Et^{(12)} & \Pi^{(22)} + Et^{(22)} \end{pmatrix}, \quad (16)$$

where we identify 3P_2 as channel 1 and ${}^3P_2^*$ as channel 2. Here we keep the effective momentum contributions since p -wave bound state calculation requires both a momentum-independent and a momentum-dependent interactions at LO [46, 47] in halo EFT.

The p -wave self-energy term is given by

$$-\Sigma(E, 0) = -\frac{6\pi}{\mu^3} \begin{pmatrix} J_1(-ip) & 0 \\ 0 & J_1(-ip_*) \end{pmatrix}, \quad (17)$$

where

$$\begin{aligned} J_1(x) &= -\frac{\mu k_C}{3\pi} (k_C^2 - x^2) H(-ik_C/x) \\ &\quad - \frac{\mu k_c}{3\pi} (k_c^2 - x^2) \alpha - \frac{\mu}{3\pi} \beta, \\ \alpha &= \frac{1}{D-4} - \frac{4}{3} + \frac{3}{2} \gamma_E - \ln \frac{\lambda \sqrt{\pi}}{2k_c} + \frac{3\lambda}{4k_C}, \\ \beta &= 4\pi^2 k_C^3 \zeta'(-2) + \frac{\lambda k_C^2}{4} - \frac{3\pi \lambda^2 k_C}{4} + \frac{\pi \lambda^3}{4}. \end{aligned} \quad (18)$$

The p -wave amplitude is

$$\mathcal{A}(p) = -9[C_1(\eta_p)]^2 e^{i2\sigma_1} \frac{2\pi p^2}{\mu \mu^2} \mathcal{D}(E, 0). \quad (19)$$

We use the RG conditions

$$\begin{aligned} \mu^2 \Pi^{(11)} &= a_{11}^{-1} - k_C^3 \left[\frac{3\lambda}{2k_C} + 8\pi^2 \zeta'(-2) + \frac{2}{D-4} \right. \\ &\quad \left. + 3\gamma - \frac{8}{3} - \ln \frac{\pi \lambda^2}{4k_C^2} \right] - \lambda \frac{k_C^2 - 3\pi \lambda k_C + \pi \lambda^2}{2}, \\ \mu^2 \Pi^{(22)} &= a_{22}^{-1} - k_C (k_C^2 - \gamma_\Delta^2) \left[\frac{3\lambda}{2k_C} + 8\pi^2 \zeta'(-2) \right. \\ &\quad \left. + \frac{2}{D-4} + 3\gamma - \frac{8}{3} - \ln \frac{\pi \lambda^2}{4k_C^2} \right] \\ &\quad - \lambda \frac{k_C^2 - 3\pi \lambda k_C + \pi \lambda^2}{2} - 8\pi^2 \zeta'(-2) k_C \gamma_\Delta^2 \\ &\quad - 2k_C (k_C^2 - \gamma_\Delta^2) H \left(-\frac{ik_C}{\gamma_\Delta} \right), \\ \mu^2 \Pi^{(12)} &= a_{12}^{-1}, \end{aligned} \quad (20)$$

and

$$\begin{aligned} \mu t^{(11)} &= -r_{11} - 3\lambda - 2k_C \left[\frac{2}{D-4} + 3\gamma - \frac{8}{3} - \ln \frac{\pi \lambda^2}{4k_C^2} \right], \\ \mu t^{(22)} &= -r_{22} - 3\lambda - 2k_C \left[\frac{2}{D-4} + 3\gamma - \frac{8}{3} - \ln \frac{\pi \lambda^2}{4k_C^2} \right] \\ &\quad + \frac{2i (k_C^4 - \gamma_\Delta^2 k_C^2) H' \left(-\frac{ik_C}{\gamma_\Delta} \right)}{\gamma_\Delta^3} \\ &\quad - 4k_C H \left(-\frac{ik_C}{\gamma_\Delta} \right), \\ \mu t^{(12)} &= -r_{12}, \end{aligned} \quad (21)$$

where a_{ij} are scattering volumes though we use the same notation earlier for scattering lengths in the 3S_1 - ${}^3S_1^*$ coupled-channels. The scattering volumes do not appear in the cross section formula as we show below, and they are not used outside of this subsection. At $p \ll \gamma_\Delta$, by looking at $\mathcal{A}^{(11)}(p)$, we get

$$\begin{aligned} &9[C_1(\eta_p)]^2 (p^3 \cot \delta_1 - ip^3) \\ &\approx \frac{a_{22}}{a_{12}^2} - \frac{1}{a_{11}} + \frac{p^2 (a_{12}^2 r_{11} - 2a_{22} a_{12} r_{12} + a_{22}^2 r_{22})}{2a_{12}^2} \\ &\quad - 2k_C (k_C^2 + p^2) H(\eta_p) \\ &= -\frac{1}{a_1^{(1)}} + \frac{1}{2} r_1^{(1)} p^2 - 2k_C (k_C^2 + p^2) H(\eta_p). \end{aligned} \quad (22)$$

For the wave function normalization constant we get

$$\mathcal{Z}^{-1} = -\frac{1}{\mu} \begin{pmatrix} \rho_{11} & r_{12} \\ r_{12} & \rho_{22} \end{pmatrix}, \quad (23)$$

with

$$\begin{aligned} \rho_{11} &= r_{11} + \frac{2ik_C^2 (k_C^2 - \gamma^2) H' \left(-\frac{ik_C}{\gamma} \right)}{\gamma^3} - 4k_C H \left(-\frac{ik_C}{\gamma} \right) \\ &\approx r_{11} - 1.5538 \text{ MeV}, \\ \rho_{22} &= r_{22} - \frac{2i\gamma^2 k_C^2 H' \left(-\frac{ik_C}{\gamma_*} \right)}{\gamma_*^3} - \frac{2ik_C^4 H' \left(-\frac{ik_C}{\gamma_\Delta} \right)}{\gamma_\Delta^3} \\ &\quad - \frac{2i\gamma_\Delta^2 k_C^2 H' \left(-\frac{ik_C}{\gamma_*} \right)}{\gamma_*^3} + \frac{2ik_C^2 H' \left(-\frac{ik_C}{\gamma_\Delta} \right)}{\gamma_\Delta} \\ &\quad + \frac{2ik_C^4 H' \left(-\frac{ik_C}{\gamma_*} \right)}{\gamma_*^3} + 4k_C H \left(-\frac{ik_C}{\gamma_\Delta} \right) \\ &\quad - 4k_C H \left(-\frac{ik_C}{\gamma_*} \right) \\ &\approx r_{22} + 5.0996 \text{ MeV}, \end{aligned} \quad (24)$$

with $\gamma_* = \sqrt{\gamma^2 + \gamma_\Delta^2}$. We see from above that \mathcal{Z}^{-1} , and consequently \mathcal{Z} depends on three effective momenta r_{11} , r_{12} , r_{22} . The two ANCs $C_{1,3P_2}^2$, $C_{1,3P_2^*}^2$, discussed below, are not sufficient to constraint the three r_{ij} s. If we assume $k_C \sim Q \sim \gamma \sim \gamma_\Delta$, and $r_{ij} \sim \Lambda$, we can write \mathcal{Z}

using only the effective momenta r_{ij} s. In our calculation we simply fit the wave function renormalization constants \mathcal{Z}_{11} , \mathcal{Z}_{12} to the ANC's without attempting to interpret these in terms of the r_{ij} s [27].

D. Asymptotic Normalization Constant

Here we present a derivation of the relation between the ANC's and the wave function renormalization constants. We follow the convention from Refs. [48–53]. Suppressing spin indices, the S -matrix projected onto l -th partial wave is

$$S_l(p^2) = e^{2i\sigma_l} e^{2i\delta_l} = 2ip F_l(p^2) \frac{p^{2l}\Gamma(l+1+i\eta_p)^2}{e^{\pi\eta_p}\Gamma(l+1)^2} + e^{2i\sigma_l}, \quad (25)$$

where δ_l is the Coulomb-subtracted partial wave phase shift. The function F_l relates to the elastic scattering amplitude via

$$\begin{aligned} \mathcal{A}_l(p^2) &= \frac{i\pi}{\mu p} e^{2i\sigma_l} (e^{2i\delta_l} - 1) \\ &= -\frac{2\pi}{\mu} \frac{p^{2l}\Gamma(l+1+i\eta_p)^2 e^{-\pi\eta_p}}{\Gamma(l+1)^2} F_l(p^2). \end{aligned} \quad (26)$$

The generalization of the Landau-Smorodinsky K function, analytic around $p \sim 0$, is obtained from $F_l(p^2)$ [51–53],

$$\begin{aligned} K_l(p^2) &= \frac{1}{F_l(p^2)} + p^{2l+1} d_l(\eta_p) 2\eta_p H(\eta_p) \\ &= p^{2l+1} d_l(\eta_p) [C_0^2(\eta_p)(\cot \delta_l - i) + 2\eta_p H(\eta_p)] \\ &\approx -\frac{1}{a_l} + r_l \frac{p^2}{2} + \mathcal{P}_l \frac{p^4}{4} + \dots, \end{aligned} \quad (27)$$

where the last equality is the Coulomb ERE with the conventions of Refs. [48–53]¹. The function $d_l(\eta)$ is given by

$$\begin{aligned} d_{l>0}(\eta) &= \prod_{j=1}^l \left(1 + \frac{\eta^2}{j^2}\right) = \frac{\Gamma(l+1+i\eta)\Gamma(l+1-i\eta)}{\Gamma(l+1)^2\Gamma(1+i\eta)\Gamma(1-i\eta)} \\ &= \frac{\Gamma(2l+2)^2}{2^{2l}\Gamma(l+1)^2} \frac{C_l^2(\eta)}{C_0^2(\eta)}. \end{aligned} \quad (28)$$

The poles of S_l due to physical bound states coincide with the ones of \mathcal{A}_l as they are related to zeros of the function $F_l^{-1} = [K_l - p^{2l+1}d_l(\eta_p)2\eta_p H]$. Close to the bound-state momentum $p \sim i\gamma$, S_l behaves as [52, 56]

$$\begin{aligned} S_l(p \sim i\gamma) &\sim (-1)^{l+1} i e^{i\pi\eta_\gamma} \frac{|C_b|^2}{p - i\gamma} \\ &= (-1)^l e^{i\pi\eta_\gamma} \frac{\gamma}{\mu} \frac{|C_b|^2}{(E + B)}, \end{aligned} \quad (29)$$

with $B = \gamma^2/(2\mu)$, $\eta_\gamma = -ik_C/\gamma$ (Eq.(13) of Ref. [52] has a misprint, see Ref. [56]), and C_b the ANC of the bound-state wave function.

The residues of \mathcal{A}_l and S_l are related via

$$\text{Res}\mathcal{A}_l = \frac{\pi}{\mu\gamma} \text{Res}S_l = (-1)^l e^{i\pi\eta_\gamma} \frac{\pi}{\mu^2} |C_b|^2. \quad (30)$$

From Eqs.(29) and (30) one arrives at

$$\begin{aligned} |C_b|^2 &= -2\mu\gamma^{2l} \left[\frac{\Gamma(l+1+\eta_\gamma)}{\Gamma(l+1)} \right]^2 \\ &\quad \times \left\{ \frac{d}{dE} [F_l(p^2)^{-1}]_{E=-B} \right\}^{-1}. \end{aligned} \quad (31)$$

The relation between the general form of \mathcal{A}_l and the sum of on-shell Feynman diagrams derived from EFT is given by

$$\begin{aligned} \mathcal{A}_l(p^2) &= \left[p^l e^{-\pi\eta_p/2} \Gamma(l+1+i\eta_p) \right]^2 \left[-\frac{2\pi}{\mu} \frac{F_l(p^2)}{\Gamma(l+1)^2} \right] \\ &= \left[\left(\frac{p}{\mu} \right)^l e^{-\pi\eta_p/2} \Gamma(l+1+i\eta_p) \right]^2 \\ &\quad \times \left[\frac{2\pi}{\mu} \mathcal{D}^{(l)}(E, 0) \right], \end{aligned} \quad (32)$$

where $\mathcal{D}^{(l)}(p_0, \mathbf{p})$ is the dressed dimer propagator. Comparing Eqs.(32) and (31) one gets

$$\begin{aligned} |C_b|^2 &= \frac{\gamma^{2l}}{\pi\mu^{2l-2}} [\Gamma(l+1+\eta_b)]^2 \\ &\quad \times \frac{2\pi}{\mu} \left\{ \frac{d}{dE} [\mathcal{D}^{(l)}(E, 0)]^{-1} \Big|_{E=-B} \right\}^{-1} \\ &= \frac{\gamma^{2l}}{\pi\mu^{2l-2}} [\Gamma(l+1+\eta_b)]^2 \frac{2\pi}{\mu} \mathcal{Z}. \end{aligned} \quad (33)$$

This relation between the ANC C_b and the wave function renormalization constant \mathcal{Z} is valid for any partial wave, up to a convention-dependent multiplicative factor. In EFT, different ways of defining the interaction couplings lead to different multiplicative factors for the dressed dimer propagator and, consequently, \mathcal{Z} . This affects the relation between the latter and the scattering amplitude without any physical implication [57]. Here we follow the same convention used in Refs. [27, 57].

E. Bayesian Analysis

In this subsection we list the relations essential for drawing Bayesian inferences. If we represent the parameters of the theory by the vector $\boldsymbol{\theta}$ and the data set by D , then the probability for the parameters to be true given the data and some proposition H is the posterior probability distribution

$$P(\boldsymbol{\theta}|D, H) = \frac{P(D|\boldsymbol{\theta}, H)P(\boldsymbol{\theta}|H)}{P(D|H)}, \quad (34)$$

¹ Notice that the above ERE parameters a_l , r_l , \mathcal{P}_l differ from the definitions used by others, Refs. [54, 55].

where $P(\boldsymbol{\theta}|H)$ is the prior distribution of the parameters based on assumptions made in the proposition H . EFT power counting estimates about the sizes of couplings and parameters enter in the construction of $P(\boldsymbol{\theta}|H)$. The likelihood function is defined as

$$\begin{aligned} P(D|\boldsymbol{\theta}, H) &= \prod_{i=1}^N \frac{1}{\sigma_i \sqrt{2\pi}} \exp \left\{ -\frac{[y_i - \mu_i(\boldsymbol{\theta})]^2}{2\sigma_i^2} \right\} \\ &= \exp \left\{ -\sum_{i=1}^N \frac{[y_i - \mu_i(\boldsymbol{\theta})]^2}{2\sigma_i^2} \right\} \prod_{i=1}^N \frac{1}{\sigma_i \sqrt{2\pi}} \\ &\equiv e^{-\chi^2/2} \prod_{i=1}^N \frac{1}{\sigma_i \sqrt{2\pi}}, \end{aligned} \quad (35)$$

if the data set D has N results y_i with measurement errors σ_i . $\mu_i(\boldsymbol{\theta})$ are the theory predictions. The likelihood is maximized by minimizing the χ^2 . The *evidence* $P(D|H)$ is obtained from the marginalization of the likelihood over the parameters as

$$P(D|H) = \int \prod_i d\theta_i P(D|\boldsymbol{\theta}, H) P(\boldsymbol{\theta}|H), \quad (36)$$

which ensures that we have a normalized posterior distribution: $\int \prod_i d\theta_i P(\boldsymbol{\theta}|D, H) = 1$.

Parameter estimation does not require calculation of the evidence, an overall normalization to the posterior, in Eq. (34). Markov Chain Monte Carlo (MCMC) algorithms such as Metropolis-Hastings can be used to generate $P(D|\boldsymbol{\theta}, H)P(\boldsymbol{\theta}|H)$. Given the posterior we can estimate functions of the parameters $f(\boldsymbol{p}; \boldsymbol{\theta})$ as

$$\langle f(\boldsymbol{p}) \rangle = \int \prod_i d\theta_i f(\boldsymbol{p}; \boldsymbol{\theta}) P(\boldsymbol{\theta}|D, H). \quad (37)$$

Similarly the posterior of a single parameter θ_i is

$$P(\theta_i|D, H) = \int \prod_{j \neq i} d\theta_j P(\boldsymbol{\theta}|D, H). \quad (38)$$

The evidence is needed when we want to compare theories. Suppose we have two theories M_A and M_B , then we can quantify the relative support for the theories by the data as

$$\frac{P(M_A|D, H)}{P(M_B|D, H)} = \frac{P(D|M_A, H)}{P(D|M_B, H)} \times \frac{P(M_A|H)}{P(M_B|H)}, \quad (39)$$

where the first factor on the right hand side of the equation is the ratio of evidences of the corresponding theories and the second factor is the prior odds. We set the prior odds to one if the theories we compare are expected to reproduce the data with similar accuracy with the given prior knowledge. In our analysis the two EFTs we compare have the exact same momentum dependence up to NLO, and at NNLO they receive similar sized corrections so we expect the prior odds to be 1. This is in contrast

to the comparison done in Ref. [35] where the two theories had different accuracy at LO and the higher order corrections moved the EFTs closer to data at different rates. The current theory comparison is simpler.

We calculate the evidences using Nested Sampling (NS) [58]. There are various implementations of NS, see review article by Brewer [59]. We use MultiNest [60] implemented in Python [61] and Diffusive Nested Sampling [62] to compute the evidences which also generates the posterior distribution for the parameters.

The ${}^7\text{Be}(p, \gamma){}^8\text{B}$ calculation presented here is very similar to the ${}^7\text{Li}(n, \gamma){}^8\text{Li}$ calculation in Ref. [27] once the Coulomb interactions are added using the formalism developed for ${}^3\text{He}(\alpha, \gamma){}^7\text{Be}$ [34]. There is one crucial difference between the ${}^7\text{Li}(n, \gamma){}^8\text{Li}$ and ${}^7\text{Be}(p, \gamma){}^8\text{B}$ calculations. In the former, the energy of the excited ${}^7\text{Li}^*$ core is smaller than the binding energy of the ${}^8\text{Li}$ ground state. This in principle requires that the excited core be included explicitly in the ${}^7\text{Li}(n, \gamma){}^8\text{Li}$ calculation, though in practice the momentum dependence between the EFT without the excited core and the EFT $_{\star}$ with the excited core degree of freedom are the same up to NNLO corrections. In the latter ${}^7\text{Be}(p, \gamma){}^8\text{B}$ calculation, the energy of the excited ${}^7\text{Be}^*$ core is larger than the binding energy of the ${}^8\text{B}$ ground state. Thus at energies below the excitation of the ${}^7\text{Be}^*$ core, one can work with EFT that doesn't include the ${}^7\text{Be}^*$ core explicitly. However, to describe the resonance M1 capture one should include the ${}^7\text{Be}^*$ explicitly as the resonance energy is above the excitation energy of ${}^7\text{Be}^*$. We restate that the expressions for ${}^7\text{Be}(p, \gamma){}^8\text{B}$ in EFT and EFT $_{\star}$ have the same momentum dependence up to NLO.

III. CAPTURE CALCULATION

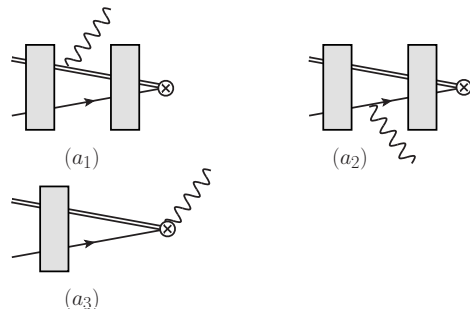


FIG. 1. E1 capture without initial state strong interactions. Double solid line represents a ${}^7\text{Be}$ or ${}^7\text{Be}^*$ core as appropriate, single solid line a proton, wavy line a photon, and \otimes represents the final ${}^8\text{B}$ bound state. The photons are minimally coupled to the charged particles. The gray rectangles represent Coulomb interactions between the charged particles.

The E1 capture to the ${}^8\text{B}$ ground state is given by the diagrams in Figs. 1, 2. The excited ${}^7\text{Be}^*$ core contributes only in the spin $S = 1$ channel, and only in Fig. 2. The

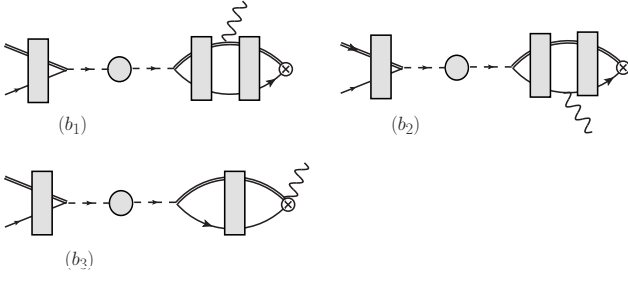


FIG. 2. E1 capture with initial state strong interactions. The dashed line with the gray blob represents initial state s -wave strong and Coulomb interactions. The rest of notation is same as in Fig. 1.

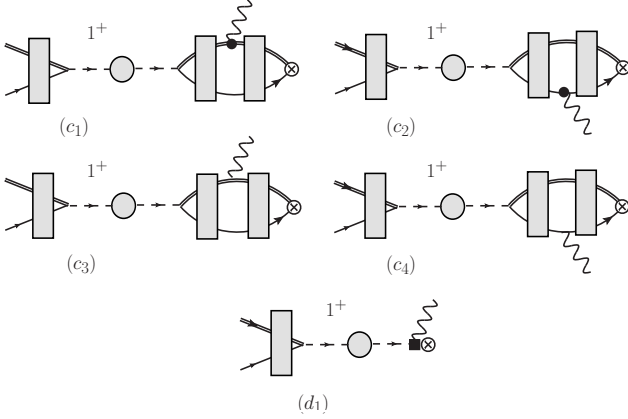


FIG. 3. M1 capture through the resonant 1^+ state. The dashed line with the gray blob represents p -wave interaction in the 1^+ resonance channel, \bullet represents magnetic photon coupling and \blacksquare the two-body current. The rest of the notation is the same as in Fig. 1.

$S = 2$ channel contribution in EFT and EFT $_{\star}$ has the same expression.

The E1 squared amplitude for capture in the $S = 2$ channel can be written as

$$|\mathcal{M}_{\text{E1}}^{(5P_2)}|^2 = (2j+1) \left(\frac{Z_c m_p}{M} - \frac{Z_p m_c}{M} \right)^2 \frac{64\pi\alpha M^2}{\mu} \left[\left| X(p) - \frac{\mathcal{A}_0(a_0^{(2)}, p)}{C_0(\eta_p)} [B(p, \gamma) + J_0(-ip)] \right|^2 + 2|Y(p)|^2 \right] \frac{2\pi}{\mu} \mathcal{Z}^{(5P_2)}, \quad (40)$$

where $j = 2$ and the s -wave contribution from Fig. 1 is given by

$$X(p) = C_0(\eta_p) + \frac{2\gamma}{3} \Gamma(2+k_C/\gamma) \int_0^\infty dr r W_{-\frac{k_C}{\gamma}, \frac{3}{2}}(2\gamma r) \times \frac{\partial}{\partial r} \frac{F_0(\eta_p, pr)}{pr}, \quad (41)$$

whereas the d -wave contribution is

$$Y(p) = \frac{2\gamma}{3} \Gamma(2+k_C/\gamma) \int_0^\infty dr r W_{-\frac{k_C}{\gamma}, \frac{3}{2}}(2\gamma r) \times \left(\frac{\partial}{\partial r} + \frac{3}{r} \right) \frac{F_2(\eta_p, pr)}{pr}. \quad (42)$$

The regular Coulomb wave functions are

$$F_l(\eta_p, \rho) = C_l(\eta_p) 2^{-l-1} (-i)^{l+1} M_{i\eta_p, l+1/2}(i2\rho), \quad (43)$$

with conventionally defined Whittaker functions $M_{k,\mu}(z)$ and $W_{k,\mu}(z)$. The initial state strong interactions in Fig. 2 are given by the s -wave amplitude

$$\mathcal{A}_0(a_0^{(2)}, p) = \frac{2\pi}{\mu - \frac{1}{a_0^{(2)}} - 2k_C H(\eta_p)}, \quad (44)$$

with the scattering length $a_0^{(2)} = -3.18_{-0.50}^{+0.55}$ fm [45]. The loop contribution from (b_1) , (b_2) in Fig. 2 is $B(p, \gamma)$ and the contribution from (b_3) is $J_0(-ip)$. The linear combination $B(p, \gamma) + J_0(-ip)$ is finite, and it is presented in Appendix C. The wave function renormalization constant in the 5P_2 channel is

$$\frac{2\pi}{\mu} \mathcal{Z}^{(5P_2)} = -2\pi \left[r_1^{(5P_2)} + i \frac{k_C^2 (k_C^2 - \gamma^2)}{\gamma^3} H' \left(-i \frac{k_C}{\gamma} \right) - 4k_C H \left(-i \frac{k_C}{\gamma} \right) \right]^{-1} \approx -\frac{2\pi}{r_1^{(5P_2)} - 1.5538 \text{ MeV}}, \quad (45)$$

where $r_1^{(5P_2)}$ is the p -wave effective momentum in the 5P_2 channel. In the above we expanded the ERE around the binding momentum γ instead of zero momentum [34, 63]. In this EFT without explicit ${}^7\text{Be}^*$, the capture from initial 3S_1 state to the 2^+ ground state is given by a similar expression as above in Eq. (40) with the replacements $a_0^{(2)} \rightarrow a_0^{(1)}$ for the scattering length in the 3S_1 channel, and $r_1^{(5P_2)} \rightarrow r_1^{(3P_2)}$ for the effective momentum in the 3P_2 channel. The total E1 cross section is

$$\sigma_{\text{E1}}(p) = \frac{1}{16\pi M^2} \frac{k_0}{p} \frac{1}{8} \left[|a|^2 |\mathcal{M}^{(5P_2)}|^2 + (1 - |a|^2) |\mathcal{M}^{(3P_2)}|^2 \right], \quad (46)$$

where $k_0 = (\gamma^2 + p^2)/(2\mu)$ is the radiative photon c.m. energy. The choice $|a|^2 = 1/2$ describes the 2^+ ${}^8\text{B}$ ground state as a $p_{3/2}$ proton state [64].

The M1 capture cross section from Fig. 3 is given by

$$\begin{aligned} \sigma_{\text{M1}}(p) &= \frac{1}{16\pi M^2} \frac{k_0}{p} \frac{1}{8} |b|^2 (2j+1) \frac{k^2 \mu^3}{p^2} \frac{8\pi \alpha_e M^2}{m_p^2} \\ &\quad \frac{|\mathcal{A}_1(p)|^2}{[C_1(\eta_p)]^2} \frac{2\pi}{\mu} \mathcal{Z}^{(5P_2)} \frac{\mu^2}{432\pi^4} |\bar{L}_{22}(p)|^2, \\ \bar{L}_{22}(p) &\equiv \frac{2\pi}{\mu} \left\{ \frac{9\pi}{\sqrt{40}} \left[3g_c + g_p + 4\mu m_p \left(\frac{Z_c}{m_c^2} + \frac{Z_p}{m_p^2} \right) \right] \right. \\ &\quad \left. \times \frac{\bar{C}(p)}{\mu^2} - \beta_{22} \right\}, \end{aligned} \quad (47)$$

where the divergence in the integral $C(p)$ is regulated by the two-body current coupling $L_{22} \sim -2\pi\beta_{22}/\mu$ that subtracts the divergent pieces up to an overall renormalization constant $\beta_{22} \sim \Lambda$. $\bar{C}(p)$ is the regulated $C(p)$ without the divergences, see Appendix C. The normalization is $|b|^2 = 5/6$ which would correspond to making the 1^+ resonance a $p_{1/2}$ proton state [64]. The M1 contribution is peaked near the momentum $p \sim p_R$ and we expect the renormalized combination $|\bar{L}_{22}(p_R)| \sim 1$ from the power counting.

The p -wave scattering amplitude is

$$\begin{aligned} \mathcal{A}_1(p) &= \frac{2\pi}{\mu} \frac{e^{i2\sigma_1}}{p \cot \delta_1 - ip} \\ &= \frac{2\pi}{\mu} 9C_1^2(\eta_p) e^{i2\sigma_1} p^2 \left[-\frac{1}{a_1^{(5P_1)}} + \frac{1}{2} r_1^{(5P_1)} p^2 \right. \\ &\quad \left. - 2k_c(k_c^2 + p^2) H\left(\frac{k_c}{p}\right) \right]^{-1}, \end{aligned} \quad (48)$$

where the scattering volume $a_1^{(5P_1)}$ and effective momentum $r_1^{(5P_1)}$ are tuned to reproduce the 1^+ resonance energy $E_R = p_R^2/(2\mu) = 0.630(3)$ MeV and width $\Gamma_R = 0.0357(6)$ MeV [40] similar to the M1 contribution in ${}^7\text{Li}(n, \gamma){}^8\text{Li}$ [39]. Near the resonance momentum p_R , the p -wave phase shift $\delta_1(p)$ in the incoming channel increases rapidly through $\pi/2$ from below. Thus we impose the conditions [39]

$$\begin{aligned} \cot \delta_1|_{E=E_r} &= 0, \\ \frac{d \cot \delta_1}{dE}|_{E=E_r} &\equiv -\frac{2}{\Gamma_r} < 0, \end{aligned} \quad (49)$$

which produce a Breit-Wigner form near the resonance

$$\begin{aligned} \cot \delta_1(E) &\approx \cot \delta_1(E_r) + (E - E_r) \cot' \delta_1(E_r) \\ &= -\frac{2}{\Gamma_r} (E - E_r), \\ \frac{2\pi}{\mu} \frac{e^{i2\sigma_1}}{p \cot \delta_1 - ip} &\approx \frac{2\pi}{\mu p_r} \frac{e^{i2\sigma_1} (-\Gamma_r/2)}{E - E_r + i\Gamma_r/2}. \end{aligned} \quad (50)$$

Imposing the conditions in Eq. (49) on the ERE in Eq. (48) gives $a_1^{(5P_1)} = -108.13 \text{ fm}^3$, $r_1^{(5P_1)} = -111.23$ MeV for the central values.

The S -factor in the theory without explicit ${}^7\text{Be}^*$ is then

$$S_{17}(p) = \frac{p^2}{2\mu} e^{2\pi\eta_p} [\sigma_{\text{E1}}(p) + \sigma_{\text{M1}}(p)]. \quad (51)$$

In the EFT $_{\star}$ with explicit ${}^7\text{Be}^*$ core degree of freedom, the E1 capture in the $S = 2$ channel is the same as Eq. (40). In the $S = 1$ channel, the squared amplitude is slightly modified to

$$\begin{aligned} |\mathcal{M}_{\text{E1},\star}^{(3P_2)}|^2 &= (2j+1) \left(\frac{Z_c m_p}{M} - \frac{Z_p m_c}{M} \right)^2 \frac{64\pi \alpha M^2}{\mu} \\ &\quad \times \left[|\mathcal{A}_{\star}^{(3P_2)}(p)|^2 + 2|Y(p)|^2 \right] \frac{2\pi}{\mu} \mathcal{Z}^{(3P_2)}, \end{aligned} \quad (52)$$

where

$$\begin{aligned} \mathcal{A}_{\star}^{(3P_2)}(p) &= X(p) - \frac{\mathcal{A}^{(11)}(p)}{C_0(\eta_p)} [B(p, \gamma) + J_0(-ip)] \\ &\quad - \frac{\mathcal{A}^{(12)}(p)}{C_0(\eta_p)} [B(p_{\star}, \gamma_{\star}) + J_0(-ip_{\star})] \frac{\sqrt{\mathcal{Z}^{(3P_2^*)}}}{\sqrt{\mathcal{Z}^{(3P_2)}}}. \end{aligned} \quad (53)$$

The M1 cross section at this order of the calculation is given by Eq. (47). Thus the total c.m. cross section and S -factor in EFT $_{\star}$ are:

$$\begin{aligned} \sigma_{\text{E1},\star}(p) &= \frac{1}{16\pi M^2} \frac{k_0}{p} \frac{1}{8} \left[|a|^2 |\mathcal{M}_{\text{E1}}^{(5P_2)}|^2 \right. \\ &\quad \left. + (1 - |a|^2) |\mathcal{M}_{\text{E1},\star}^{(3P_2)}|^2 \right], \\ S_{17,\star}(p) &= \frac{p^2}{2\mu} e^{2\pi\eta_p} [\sigma_{\text{E1},\star}(p) + \sigma_{\text{M1}}(p)], \end{aligned} \quad (54)$$

with $|a|^2 = 1/2$.

IV. EFT POWER COUNTING

At low energy, proton- ${}^7\text{Be}$ scattering in the entrance channel in ${}^7\text{Be}(p, \gamma){}^8\text{B}$ is peripheral due to the Coulomb repulsion. It is expected that the capture to the ${}^8\text{B}$ ground state can still proceed without short-range strong interaction as it is a very loosely bound state with the bound-state wave function extending over a large spatial distance $\sim 1/\gamma$. This is borne out by a direct calculation, in the EFT without ${}^7\text{Be}^*$, from Eq. (46) at threshold (numerically evaluated at c.m. energy $E_0 = 50$ eV in this work)

$$\begin{aligned} S_{17}/C_{1,\zeta}^2 &\approx 35.6(1 - a_0 0.00266 \text{ fm}^{-1} \\ &\quad + 0.0657 + \dots) \text{ eV b fm}, \end{aligned} \quad (55)$$

in either channel $\zeta = {}^5P_2, {}^3P_2$. The first term is the s -wave contribution from Fig. 1 that contains no initial state strong interaction, the second term is the leading contribution from Fig. 2 with s -wave scattering length a_0 (written in fm units above), and the last term is the

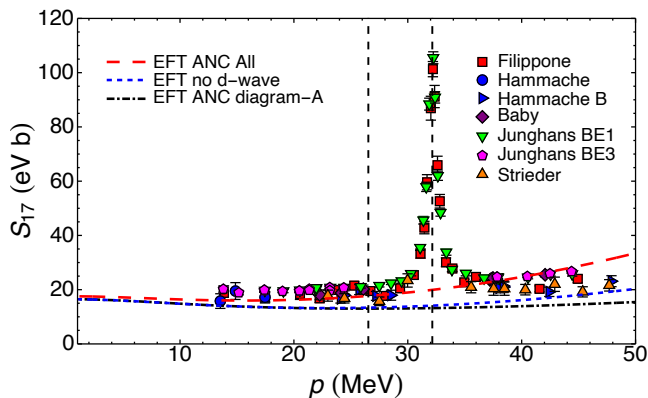


FIG. 4. S -factor for ${}^7\text{Be}(p, \gamma){}^8\text{B}$ in EFT without explicit ${}^7\text{Be}^*$ core. The grid lines are at the ${}^7\text{Be}^*$ inelasticity $\gamma_\Delta = 26.5$ MeV and the 1^+ resonance momentum $p_R = 32.2$ MeV. The dot-dashed (black) curve includes diagrams with only s -wave contributions and no initial state strong interactions, the short-dashed (blue) curve includes all diagrams except d -wave contributions, and the long-dashed (red) curve includes full contributions from all diagrams. Results were fitted to ANC's as explained in the text.

d -wave contribution from Fig. 1. These numbers are consistent with the values in Ref. [42] except our strong interaction contribution (second term) is a factor of 2 larger which comes from squaring the amplitude and keeping the linear a_0 term. The relative contributions of the three terms above agree with the result from Zhang *et al.* [24] though they disagree with the overall value a little. The d -wave contribution in Eq. (55) is consistent with a NNLO contribution, and increases in size at higher momentum, as we show, to be counted as NLO.

In Fig. 4 we use the EFT expressions for E1 capture from Eq. (51) without assuming any specific power counting. The M1 capture contributes only in a narrow region that will be added later. The E1 cross section depends on s -wave scattering lengths $a_0^{(2)} = -3.18^{+0.55}_{-0.50}$ fm, $a_0^{(1)} = 17.34^{+1.11}_{-1.33}$ fm [45], and p -wave effective momenta $r_1^{(5P_2)}$, $r_1^{(3P_2)}$ that we constrain from the measured ANC's [43, 65] using the relation in Eqs. (33), (45) along with the normalization of the sates defined in Eqs. (46), (55). We use $\mathcal{Z}^{(5P_2)} = 19.6(8)$ [$r_1^{(5P_2)} = -40.2(18)$ MeV], $\mathcal{Z}^{(3P_2)} = 4.6(4)$. The dot-dashed curve is the s -wave contribution from Fig. 1. Adding the initial state interactions, short-dashed curve, from Fig. 2 has a small effect. However, the d -wave contribution shown by the long-dashed curve is more substantial. A natural-sized s -wave effective range $r_0 \sim 1/\Lambda$ in either spin channels has a negligible effect. We develop a power counting based on these observations.

The initial state strong interactions from Fig. 2 scale as $2\pi a_0(B + J_0)/\mu$. For $p \lesssim Q$, the linear combination $2\pi(B + J_0)/\mu$ is of order Q^2/Λ [34], instead of the naive expectation $2\pi(B + J_0)/\mu \sim Q$ that only

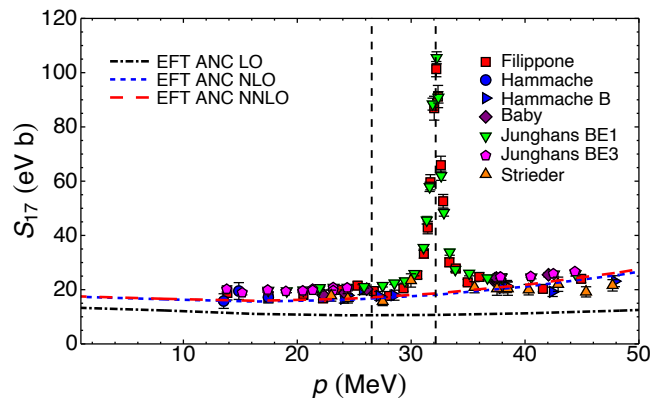


FIG. 5. S -factor for ${}^7\text{Be}(p, \gamma){}^8\text{B}$ in EFT without explicit ${}^7\text{Be}^*$ core. The grid lines are at the ${}^7\text{Be}^*$ inelasticity $\gamma_\Delta = 26.5$ MeV and the 1^+ resonance momentum $p_R = 32.2$ MeV. The dot-dashed (black) curve stands for the LO result, short-dashed (blue) curve for the NLO result, and long-dashed (red) curve for the NNLO result. Results were fitted to ANC's in perturbation as explained in the text.

holds true in the absence of Coulomb interactions [27]. In the $S = 2$ channel, the s -wave scattering length is natural sized $|a_0^{(2)}| \sim 3\text{ fm} \sim 1/\Lambda$ making initial state strong interactions $2\pi a_0^{(2)}(B + J_0)/\mu \sim Q^2/\Lambda^2$ a NNLO effect. The larger scattering length in the $S = 1$ channel $a_0^{(1)} \sim 17\text{ fm} \sim 1/Q$ makes this contribution $2\pi a_0^{(2)}(B + J_0)/\mu \sim Q/\Lambda$. However, the $S = 1$ channel branching ratio is around 0.2. Thus, all contributions in this channel are one order higher in the perturbation making initial state strong interactions a NNLO contribution in this spin $S = 1$ channel as well [34].

The contribution of the s -wave effective range r_0 in Eq. (44) is also a subleading effect. Naively the effective range contribution $r_0 p^2/2 \sim Q^2/\Lambda$ is smaller than the scattering length $1/a_0$ in either spin channels. Moreover we find, similar to α - α , ${}^3\text{He}(\alpha, \gamma){}^7\text{Be}$, ${}^3\text{H}(\alpha, \gamma){}^7\text{Li}$ [34, 35, 66], cancellations in the linear combination $r_0 p^2/2 - 2k_C H(\eta_p)$ suppressing effective range contributions further [66]. A general analysis of effective range contributions in shallow systems with Coulomb interactions was done in Refs. [67, 68]. In our fits we drop the $2k_C H(\eta_p)$ term in \mathcal{A}_0 of Eq. (44), and similar contributions to \mathcal{A}_{11} , \mathcal{A}_{12} in Eqs. (12), (13) that would contribute beyond NNLO.

We propose the following power counting in the EFT without explicit ${}^7\text{Be}^*$ degree of freedom: The s -wave contribution in the $S = 2$ channel without initial state strong interaction from Fig. 1 constitutes the LO contribution. At NLO, we include the d -wave contribution in $S = 2$ and the s -wave capture in $S = 1$ without initial state strong interaction from Fig. 1. Contributions from initial state strong interactions in both the spin $S = 1, 2$ channels from Fig. 2 enter at NNLO. The d -wave contribution in $S = 1$ channel contributes at NNLO as well.

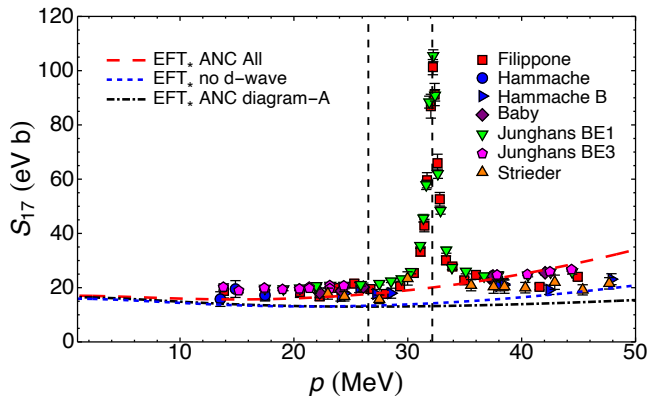


FIG. 6. S -factor for ${}^7\text{Be}(p, \gamma){}^8\text{B}$ in EFT_* with excited ${}^7\text{Be}^*$ core. The grid lines are at the ${}^7\text{Be}^*$ inelasticity $\gamma_\Delta = 26.5$ MeV and the 1^+ resonance momentum $p_R = 32.2$ MeV. Results were fitted to ANC. The plots used $r_0^{(1)} = -30$ fm and $a_{22} = -30$ fm that were varied by 95% and had negligible effect on the final result. A positive $a_{22} = 30$ fm also had a negligible effect. The curves follow the same notation as in Fig. 4.

The perturbative calculation is shown in Fig. 5. In this calculation we use the zed-parametrization [63] where the exact wave function renormalization is produced at NLO. This is achieved by defining the corresponding p -wave ERE around the bound-state pole instead of at momentum $p = 0$ [39, 63]. The 20% jump from LO to NLO even at threshold is due to the inclusion of $S = 1$ channel at NLO which is absent entirely at LO in the power counting. We get for the S -factor at threshold 13.40(1)(4.02) eV b, 17.4(6)(1.7) eV b, and 17.6(7)(5) eV b at LO, NLO, and NNLO, respectively, where the first set of errors are from the input and the second set are the theory errors. The NNLO result compares well with 18.0(19) eV b evaluated in Ref. [43] using the same ANCs.

The nearly identical NLO and NNLO EFT results above can be understood from Eq. (55). In the $S = 2$ channel, the s -wave strong interaction contribution for a natural sized $a_0^{(2)}$ is numerically smaller than the assumed NNLO estimate. The $S = 1$ channel initial state s -wave strong interaction and the d -wave contribution enters at NNLO. However, the large scattering length in this channel $a_0^{(1)} \sim 17$ fm competes and nearly cancels the d -wave contribution in Eq. (55) with $-a_0^{(1)} 0.00266 \text{ fm}^{-1} + 0.0657 \approx 0.02$ relative to the leading contribution in this channel which is already a NLO term. Thus these contributions are about 0.7% of the LO piece coming from the $S = 2$ channel. This behavior persists at higher momenta as well.

In Fig. 6 we plot the result for ${}^7\text{Be}(p, \gamma){}^8\text{B}$ in EFT_* from Eq. (54) without the resonant M1 contribution. The calculated ANC value $C_{1,3P_2^*}^2 = 0.122(18) \text{ fm}^{-1}$ [24] was used to determine the wave function normalization $\mathcal{Z}^{(3P_2^*)} = 7.72(110)$. We use Eq. (15) to substitute a

$a_{12} > 0$ by $r_0^{(1)}$ for convenience here, though a $a_{12} < 0$ would work as well. We estimate $r_0^{(1)} \sim 1/Q \sim a_{22}$ over a large range to generate the curves without assuming any specific power counting. We get results similar to those in Fig. 4, and we interpret them in a similar manner.

The proposed power counting in the EFT_* with explicit ${}^7\text{Be}^*$ degree of freedom is: The s -wave contribution in $S = 2$ channel without initial state strong interaction from Fig. 1 constitutes the LO contribution. At NLO, we include the d -wave contribution in $S = 2$ and the s -wave capture in $S = 1$ without initial state strong interaction from Fig. 1. Contributions from initial s -wave strong interactions in both the spin $S = 1, 2$ channels from Fig. 2 and pure Coulomb initial d -wave in $S = 1$ enter at NNLO. At this order, EFT_* has three additional parameters: the wave function renormalization constant $\mathcal{Z}^{(3P_2^*)}$ and two scattering lengths $|a_{22}| \sim |a_{12}| \sim 1/Q$. In addition, when we apply the EFT_* at momenta above the 1^+ resonance ${}^8\text{B}$ state, we include a two-body current coupling for the M1 transition.

V. RESULTS AND ANALYSIS

In this section, we estimate the S -factor at threshold $S_{17}(0)$ by constraining the wave function renormalization constants from capture data. We perform the analysis using data at energy $E \leq 500$ keV (momentum $p \leq 28.6$ MeV) that is below the resonance energy $E_R = 630$ keV (momentum $p_R = 32.2$ MeV). In this low-energy region, named region I, both EFT and EFT_* are applicable and the corresponding fits will be referred to as EFT I and EFT_* I, respectively. We also perform the analysis using capture data up to energy $E \leq 1$ MeV (momentum $p \leq 40.5$ MeV) where we include the M1 contribution to describe the resonance contribution. We call this larger energy (momentum) region as region II. In region II, only EFT_* is applicable that we refer to as EFT_* II fits. However, we find the differences between EFT and EFT_* to be very small as the differences are a NNLO effect. The contributions from the excited core are known to be small [69, 70].

In EFT, the fit parameters are $r_1^{(5P_2)}, r_1^{(3P_2)}$ in region I. In EFT_* , the fit parameters are $r_1^{(5P_2)}, \mathcal{Z}^{(3P_2)}, \mathcal{Z}^{(3P_2^*)}, a_{22}, a_{12}$ in region I, and also β_{22} in region II for the M1 resonance capture. In the analysis we use data from Filippone *et al.* [28], Hammache *et al.* [29, 30], Baby *et al.* [31], Junghans *et al.* [32], and Strieder *et al.* [33]. We draw Bayesian inferences for the S -factor using the capture data.

An advantage of the Bayesian method over χ^2 fits is that it allows a natural framework to impose EFT power counting estimates of the parameters in the data fitting procedure. Details of the method we use are in Ref. [35]. In the review by Adelberger *et al.* [3], the χ^2 fit of the theory curve by Descouvemont [71] to data necessitated inflating the measurement errors to get a smaller reduced

χ^2 value with a significant p-value because the global data sets from different experiments were not compatible. In the Bayesian framework, the overall normalization of data can be estimated using the published common-mode-error in a straightforward manner [21, 23, 24, 35].

In the Bayesian fits, we multiply the data from the same measurements by a scale factor s that is drawn from a prior distributed normally with a mean $\langle s \rangle = 1$ and standard deviation s.d., following the treatment of systematic errors in Chapter 6 of Ref. [72]. The s.d.s are set to the published common-mode-errors, see also Refs. [16, 23, 24, 73]. We use for data from Filippone *et al.* [28] s.d. = 11.9/100, Hammache *et al.* [29] s.d. = 9.0/100, Hammache *et al.* [30] s.d. = 5.0/100, Baby *et al.* [31] s.d. = 2.2/100, Junghans *et al.* [32] s.d. = 2.7/100 for set BE1 and s.d. = 2.3/100 for set BE3, Strieder *et al.* [33] s.d. = 8.3/100, and we label the scaling factors s_i for $i = 1, 2, \dots, 7$ in that order, respectively. These values agree with Cyburt *et al.* in Ref. [16, 73] except for Hammache *et al.* [29] data set where they use a 12.2% error in the analysis. Zhang *et al.* [23] use similar errors in their Bayesian analysis except they do not assign common-mode-error to the Hammache *et al.* [29] data set, and do not use the Strieder *et al.* [33] data. The particular value of s.d. that we use in the prior distribution does not affect the quality of the fit as long as it is comparable with the estimates from the experiments. We get the same threshold S -factor within the errors from the fits.

We draw the effective momentum $r_1^{(5P_2)}$ from a uniform prior $U(-100 \text{ MeV}, 1.5 \text{ MeV})$ consistent with the power counting estimate and the requirement $\mathcal{Z}^{(5P_2)} \geq 0$. We know from the ${}^7\text{Li}(n, \gamma){}^8\text{Li}$ calculation that there is a strong correlation between the wave function renormalization constants in the spin $S = 2$ and $S = 1$ channels [27]. For example, in the EFT without explicit ${}^7\text{Li}^*$ core, a single parameter family of effective momenta $r_1^{(5P_2)}, r_1^{(3P_2)}$ describes the capture cross section. We find a similar behavior in ${}^7\text{Be}(p, \gamma){}^8\text{B}$ where the capture data is not sensitive to the individual p -wave effective momenta and the corresponding wave function renormalization constants. Therefore we fix the wave function renormalization constants in the spin $S = 1$ channel by drawing them from a normal distribution as determined by the mean experimental [65] and calculated ANC [24] (and their errors). Alternatively, constraining the wave function renormalization constants from the known ANC ratios, say taking $\mathcal{Z}^{(3P_2)} = \mathcal{Z}^{(5P_2)} C_{1,3P_2}^2 / C_{1,5P_2}^2$, gives similar fits. Note that we impose these constraints so that the $S = 1, 2$ spin channels have the hierarchy assumed in the construction of the EFT power counting. The theory expressions themselves can fit the capture data just as well without these EFT assumptions but then one cannot reliably apply the power counting estimates.

In EFT $_{\star}$ we also fit $a_{22} \sim U(-50 \text{ fm}, 50 \text{ fm})$ and $a_{12} \sim U(-50 \text{ fm}, 50 \text{ fm})$ at NNLO. For the M1 capture we choose the prior $\beta_{22} \sim U(-500 \text{ MeV}, 0)$. Near the narrow resonance momentum $p \sim p_R, \bar{L}_{22}(p)$ in Eq. (47)

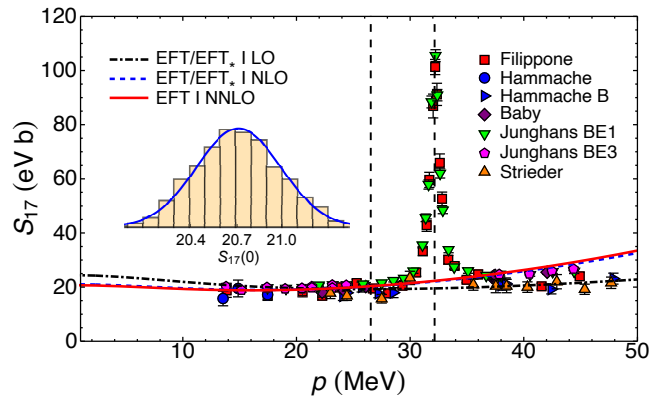


FIG. 7. S -factor for ${}^7\text{Be}(p, \gamma){}^8\text{B}$ in EFT without explicit ${}^7\text{Be}^*$ core contribution fitted in the momentum region I, $p \leq 28.6$ MeV. The grid lines are at the ${}^7\text{Be}^*$ inelasticity $\gamma_{\Delta} = 26.5$ MeV and the 1^+ resonance momentum $p_R = 32.2$ MeV. The dot-dashed (black) curve stands for the LO result, short-dashed (blue) curve for the NLO result, and solid (red) curve for the NNLO result. At LO and NLO, EFT I and EFT $_{\star}$ I have the same momentum dependence. The inset shows the posterior distribution for $S_{17}(0)$ in eV b units at NNLO.

is nearly constant, and both positive and negative values for β_{22} are compatible. We find some evidence from the capture data for a negative β_{22} that goes into our prior selection but $\beta_{22} < 0$ is not crucial for the analysis. The range of the priors for the EFT couplings were chosen wide enough to accommodate the power counting estimates $r_1^{(5P_2)} \sim \Lambda$, $a_{22} \sim 1/Q$, $a_{11} \sim 1/Q$ and $\beta_{22} \sim \Lambda$. We notice that if one restricts $|r_0^{(1)}| \sim 1/Q$, then a_{22}, a_{12} values are further constrained. In our fits, we let the capture data determine a_{22}, a_{12} without this constraint to explore the entire parameter space (given by the uniform priors). This doesn't violate the power counting estimate. However, in future one could impose the additional EFT assumption $|r_0^{(1)}| \sim 1/Q$ to derive more restrictive priors for a_{22}, a_{12} .

We note that the normally distributed priors for the scale factors s_i s, chosen for convenience, are technically incorrect in that they allow for negative values for positive parameters. However, the cumulative prior probability for negative values is much smaller than a percent. For example, a 30% s.d. translates to a prior cumulative probability of about 0.04% for a negative value of a positive parameter. *A posteriori* the fits give expected values for the parameters and never pick the unphysical negative values in Table II. We also verified the robustness of our fits by using a prior for $r_1^{(5P_2)}$ normally distributed around the prediction from ANC [43, 65] with a 30% error. The sensitivity of the fits on the priors is found to be insignificant compared to the measurement and theory errors.

The results from the fits to data in region I in the EFT without explicit ${}^7\text{Be}^*$ core contribution are shown in Fig. 7. The curves show the mean values from the

TABLE I. The median and the interval containing 68% of the posterior of the EFT parameters. For comparison, the expected sizes of parameters from the ANC's are: $\mathcal{Z}({}^5P_2) = 19.6(8)$, $\mathcal{Z}({}^3P_2) = 4.6(4)$, $\mathcal{Z}({}^3P_2^*) = 7.7(11)$. \bar{L}_{22} is evaluated at $p = p_R$.

Theory	$\mathcal{Z}({}^5P_2)$	$\mathcal{Z}({}^3P_2)$	$\mathcal{Z}({}^3P_2^*)$	$a_{22}(\text{fm})$	$a_{12}(\text{fm})$	$ \bar{L}_{22} $
EFT/EFT _* I LO	$35.8^{+0.5}_{-0.5}$	—	—	—	—	—
EFT/EFT _* I NLO	$24.6^{+0.5}_{-0.5}$	$4.6^{+0.4}_{-0.4}$	—	—	—	—
EFT I NNLO	$23.8^{+0.4}_{-0.4}$	$4.7^{+0.4}_{-0.4}$	—	—	—	—
EFT _* I NNLO	$24.2^{+0.7}_{-0.7}$	$4.6^{+0.4}_{-0.4}$	$7.6^{+1.1}_{-1.0}$	-2^{+16}_{-15}	23^{+19}_{-60}	—
EFT _* II LO	$36.4^{+0.4}_{-0.4}$	—	—	—	—	$2.45^{+0.02}_{-0.02}$
EFT _* II NLO	$22.4^{+0.5}_{-0.5}$	$6.1^{+0.5}_{-0.5}$	—	—	—	$3.08^{+0.03}_{-0.04}$
EFT _* II NNLO	$26.0^{+0.5}_{-0.5}$	$4.6^{+0.4}_{-0.4}$	$7.7^{+1.2}_{-1.1}$	7^{+29}_{-44}	-8^{+48}_{-32}	$2.94^{+0.03}_{-0.03}$

posterior distribution. The inset shows the posterior distribution for the S -factor at threshold, and indicates the median and the interval containing 68% of the posterior. We use Eq. (51) without the M1 contribution and present the results up to NNLO. This calculation has a single fitting parameter $r_1({}^5P_2)$ (or $\mathcal{Z}({}^5P_2)$) at LO, and an additional parameter $\mathcal{Z}({}^3P_2)$ at NLO and NNLO, as shown in Table I. We show the median and the interval that contains 68% of the posterior distribution of the parameters. The fitted parameter has a size consistent with the power counting. The p -wave effective momentum $r_1({}^5P_2)$ has a posterior that is normally distributed which is reflected in the symmetric error bands. It shows about 30% variation in going from LO to NLO. We expect this order of variation even in the low momentum region I fit. The EFT result has a non-zero NLO contribution at threshold from the $S = 1$ spin channel. Thus when one goes from LO to NLO fits to the same data, the $r_1({}^5P_2)$ has to be adjusted for this NLO contribution. The NNLO contribution is small as discussed earlier and so the variation from NLO to NNLO parameters is small. The $\mathcal{Z}({}^5P_2)$ value is larger than the ANC estimate to match the capture data, as expected from Fig. 5. We find that the posteriors of the scaling factors s_i 's are normally distributed and just show their mean values and s.d.s in Table II. Their sizes are as expected given the common-mode-error values. The data sets that have higher S -factor values are scaled down and the ones that have lower S -factor values are scaled up in the fits.

The results for EFT_{*} with explicit ${}^7\text{Be}^*$ core contribution in region I are shown in Fig. 8. The curves show the mean values from the posterior distribution of the S -factor. We use Eq. (54), again without the M1 contribution. The momentum dependence in this theory is the same as the one above in EFT without explicit ${}^7\text{Be}^*$ core up to NLO. At NNLO, initial state strong interactions in the s -wave necessitate fitting parameters a_{22} , a_{12} . We also fit $\mathcal{Z}({}^3P_2^*)$ due to the mixing with the ${}^3P_2^*$ channel at this order in the expansion. As discussed earlier, initial state s -wave strong interactions are small and as a result a_{22} , a_{12} are not well constrained by capture data, Table I. However, it also implies that these uncertainties have small effect on the S -factor at threshold. The scattering length a_{22} is consistent with zero with large

errors and the posterior for a_{12} is bi-modal, however, the threshold $S_{17}(0)$ calculated from marginalization over all the fit parameters is normally distributed as shown in the inset in Fig. 8.

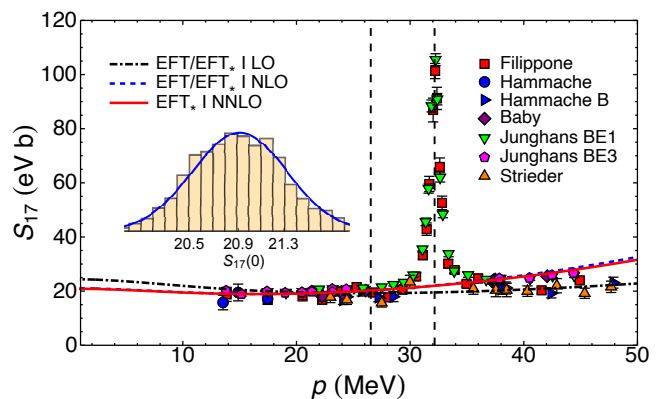


FIG. 8. S -factor for ${}^7\text{Be}(p, \gamma){}^8\text{B}$ in EFT_{*} with explicit ${}^7\text{Be}^*$ core contribution fitted in momentum region I, $p \leq 28.6$ MeV. The grid lines are at the ${}^7\text{Be}^*$ inelasticity $\gamma_{\Delta} = 26.5$ MeV and the 1^+ resonance momentum $p_R = 32.2$ MeV. The dot-dashed (black) curve stands for the LO result, short-dashed (blue) curve for the NLO result, and solid (red) curve for the NNLO result. At LO and NLO, EFT I and EFT_{*} I have the same momentum dependence. The inset shows the posterior distribution for $S_{17}(0)$ in eV b units at NNLO.

The EFT I and EFT_{*} I fits give very similar results. If we compare the evidences for the two fits in region I at NNLO, we get $[61] \ln[P(\text{EFT}|D, H)/P(\text{EFT}_{*}|D, H)] \approx 0.7(3)$ that slightly favors EFT I with 2 parameters over EFT_{*} I with 5 parameters. However, the non-zero evidence is within the expected systematic error when comparing evidence calculations by different NS methods [35, 61, 62].

Fig. 9 shows our fits, mean values of the S -factor posterior, in region II of EFT_{*} expression in Eq. (54) including the M1 contribution. We fit $r_1({}^5P_2)$, $\mathcal{Z}({}^3P_2)$, $\mathcal{Z}({}^3P_2^*)$, a_{22} , a_{12} and β_{22} to capture data. The fitted values in Table I agree with the power counting estimates. As in region I fits of EFT_{*}, the posterior for a_{12} is bi-modal. There is a correlation with a_{22} whose posterior also shows a bi-modal distribution. Each modes are consistent with

TABLE II. Mean and standard deviation of the posterior of the scaling factors s_i for the 7 data sets: Filippone [28], Hammache [29], Hammache [30], Junghans BE1 [32], Junghans BE3 [32, 40] and Strieder [33], respectively.

Theory	s_1	s_2	s_3	s_4	s_5	s_6	s_7
EFT/EFT $_{\star}$ I LO	1.03(3)	1.09(6)	1.04(3)	1.00(2)	0.94(1)	0.98(1)	1.14(3)
EFT/EFT $_{\star}$ I NLO	1.06(3)	1.05(6)	1.07(3)	1.01(2)	0.95(1)	0.97(1)	1.18(3)
EFT I NNLO	1.06(3)	1.04(6)	1.07(3)	1.01(2)	0.95(1)	0.97(1)	1.18(3)
EFT $_{\star}$ I NNLO	1.05(3)	1.05(6)	1.07(3)	1.01(2)	0.95(1)	0.97(1)	1.18(3)
EFT $_{\star}$ II LO	1.01(2)	1.10(6)	1.05(3)	0.94(1)	0.94(1)	0.96(1)	1.10(2)
EFT $_{\star}$ II NLO	0.99(2)	1.01(6)	1.06(3)	0.99(1)	0.92(1)	0.93(1)	1.13(2)
EFT $_{\star}$ II NNLO	1.03(2)	1.05(6)	1.08(3)	0.99(1)	0.95(1)	0.96(1)	1.15(2)

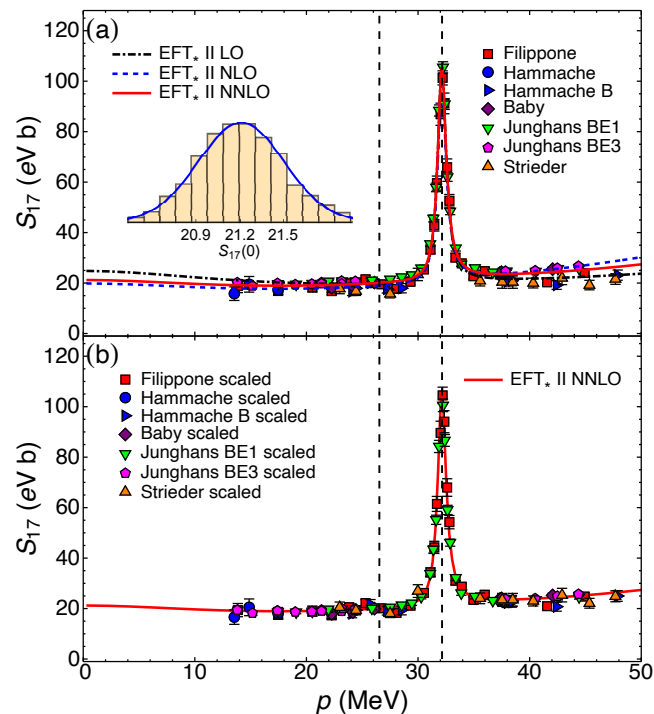


FIG. 9. S -factor for ${}^7\text{Be}(p, \gamma){}^8\text{B}$ in EFT $_{\star}$ with explicit ${}^7\text{Be}^*$ core contribution fitted in momentum region II, $p \leq 40.5$ MeV. The grid lines are at the ${}^7\text{Be}^*$ inelasticity $\gamma_{\Delta} = 26.5$ MeV and the 1^+ resonance momentum $p_R = 32.2$ MeV. The dot-dashed (black) curve stands for the LO result, short-dashed (blue) curve for the NLO result, and solid (red) curve for the NNLO result. The inset shows the posterior distribution for $S_{17}(0)$ in eV b units at NNLO. The bottom panel shows scaled data which is to be interpreted carefully as explained in the text.

$|a_{12}| \sim |a_{22}| \sim 1/Q$ but the capture data is not sufficient to determine these parameters more precisely. The marginalized $S_{17}(0)$ is insensitive to this as seen in the posterior in the inset of Fig. 9. The fit estimates the parameters and the scaling factors from the posterior distribution instead of simply scaling the data sets by a single number. However, to give a rough estimate, in the bottom panel of the figure, we present an “artist’s” illustration of the fit where we scaled the data by the val-

ues shown in Table II, and added the errors from fits to the measurement errors in quadrature. It gives a sense of what the data sets would look like if they were scaled according to the respective scaling factors s_i s.

In Fig. 10, we compare the EFT $_{\star}$ II fit to the predictions from Descouvemont using the Minnesota nuclear interaction [71] that was used in the analysis in Solar II [3]. We scaled Descouvemont’s numbers by 0.859 to match the EFT result at threshold. We also compare our resonance M1 contribution to a R-matrix calculation using the parameters used by Junghans *et al.* [40]. The R-matrix curve was used in one of the Solar II analyses [3]. The errors from the fits in the EFT results are displayed. These comparisons show that the EFT results have reasonable agreement with known results.

The S -factor at threshold for the various EFT fits are shown in Table III. We also list the first two energy derivatives calculated numerically. As seen in Fig. 11, a quadratic approximation using the first two energy derivatives gives an accurate description of the S -factor near the Gamow peak at $E \sim 20$ keV. The first derivative values in Table III are comparable to the ones from Solar II [3]. Our second derivatives are about a factor of 3 larger. However, we checked that reducing the second derivatives by a factor of 3 has very little effect on the S_{17} value at the Gamow peak. We still get the curves well within the errors in the numerical evaluations indicated in Fig. 11. For example, reducing $S''_{17}(0)/S_{17} \sim 30 \text{ MeV}^{-2}$ to around $S''_{17}(0)/S_{17} \sim 10 \text{ MeV}^{-2}$ changes the relative contribution of the quadratic term to S -factor at $E = 30 \text{ keV}$ from 1.4% to 0.5%, respectively. We tabulate some S -factor values at various momenta (energies) in Table IV of Appendix B.

We find the $S_{17}(0)$ posterior to be normally distributed in the fits, and therefore we just show the mean and s.d. of the distribution in Table III. The insets in Figs. 7, 8, 9 show the posterior distributions of $S_{17}(0)$ at NNLO. The median and the quantile containing 68% of the distribution are also indicated along with the Gaussian curve fitted to the mean and s.d. of the distribution in the insets. The theory error is estimated to be about 3% in the NNLO E1 capture calculation and about 30% in the LO M1 capture calculation. At threshold, M1 contribution is negligible so we estimate theory errors as 3% from the E1 contribution. The error associated with the

TABLE III. S_{17} and its first two energy derivatives at $E_0 = 50 \times 10^{-3}$ keV. The first set of errors are from the fits. The second set is the estimated LO 30%, NLO 10% and NNLO 3% EFT errors, respectively, from higher order corrections.

Theory	S_{17} (eV b)	S'_{17}/S_{17} (MeV $^{-1}$)	S''_{17}/S_{17} (MeV $^{-2}$)
EFT/EFT $_{\star}$ I LO	24.4(0.3)(7.3)	-2.44(0.05)(0.73)	35.8(0.7)(10.8)
EFT/EFT $_{\star}$ I NLO	21.1(0.3)(2.1)	-1.87(0.04)(0.19)	32.4(0.6)(3.2)
EFT I NNLO	20.7(0.3)(0.6)	-1.79(0.04)(0.05)	31.9(0.6)(1.0)
EFT $_{\star}$ I NNLO	20.9(0.4)(0.6)	-1.82(0.08)(0.05)	31.9(0.8)(1.0)
EFT $_{\star}$ I LO	24.8(0.3)(7.4)	-2.44(0.04)(0.73)	35.8(0.6)(10.8)
EFT $_{\star}$ I NLO	19.8(0.2)(2.0)	-1.91(0.03)(0.19)	32.7(0.5)(3.3)
EFT $_{\star}$ I NNLO	21.2(0.3)(0.6)	-1.89(0.04)(0.06)	31.9(0.6)(1.0)

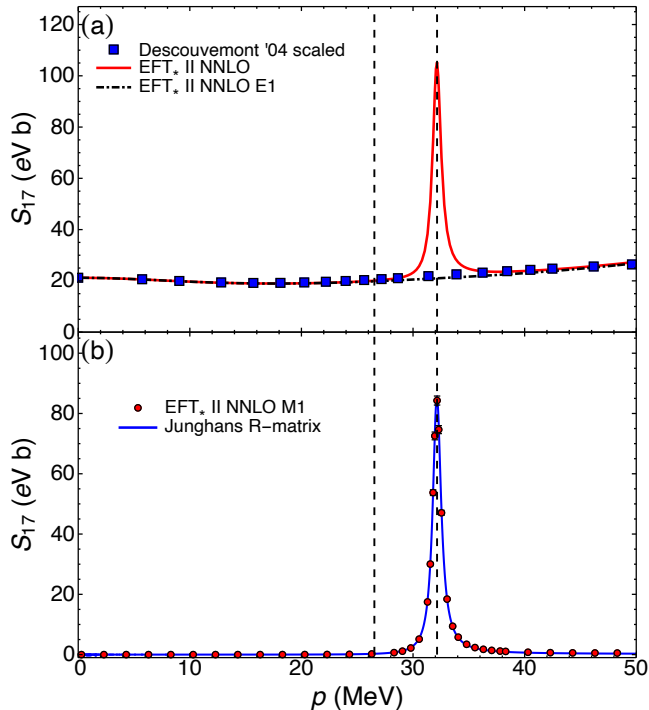


FIG. 10. S -factor for ${}^7\text{Be}(p, \gamma){}^8\text{B}$ from EFT $_{\star}$ II fits at NNLO. The grid lines are at the ${}^7\text{Be}^*$ inelasticity $\gamma_{\Delta} = 26.5$ MeV and the 1^+ resonance momentum $p_R = 32.2$ MeV. The top panel compares the EFT result with numbers from Descouvement [71] scaled by a factor of 0.859. The dot-dashed (black) curve is the EFT E1 contribution and the solid (red) curve is the total EFT E1+M1 contribution at NNLO. The bottom panel compares the EFT M1 contribution from the EFT $_{\star}$ II NNLO fit to a R-matrix calculation, solid (blue) curve, using parameters from Junghans *et al.* [40].

s -wave scattering lengths $a_0^{(1)}$, $a_0^{(2)}$ can also be included in this 3% estimate using Eq. (55) as a guideline. Within the context of Bayesian analysis theory errors can be estimated [74, 75]. This can be addressed in the future. There does not seem to be a disagreement with the conservative EFT error estimates in the systems studied so far [74, 75] to invalidate the power counting. We expect similar results for ${}^7\text{Be}(p, \gamma){}^8\text{B}$ system. The recommended value from Solar II [3] is $S_{17}(0) = 20.8(16)$ eV b.

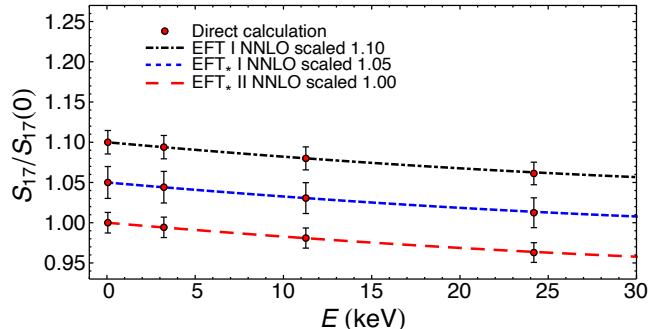


FIG. 11. Taylor series approximation of $S_{17}(E)$ up to the quadratic term in E . The dot-dashed (black) curve is the EFT I NNLO fit normalized to 1.1 times the threshold value, dashed (blue) curve is the EFT $_{\star}$ I NNLO fit normalized to 1.05 times the threshold value and long-dashed (red) curve is the EFT $_{\star}$ II NNLO fit normalized to the threshold value. The data-points (red circles) are the numerical evaluations scaled appropriately for the three fits.

The 3 EFT evaluations of $S_{17}(0)$ at NNLO are consistent with this value and with each other within the errors. The current calculation has a smaller but comparable theory error than the earlier evaluation [3]. The S -factor has been measured near the Gamow peak at Borexino [76] $S_{17}(19_{-5}^{+6}$ keV) = 19.0(18) eV b with an extrapolated value $S_{17}(0) = 19.5(19)$ eV b. The EFT calculations are in agreement with this result as well. Averaging the 3 fits, adding the fitting errors in quadrature and then including the estimated NNLO theory error in quadrature to that gives $S_{17}(0) = 21.0(7)$ eV b.

VI. CONCLUSIONS

We present a model independent calculation of the ${}^7\text{Be}(p, \gamma){}^8\text{B}$ using halo EFT. The S -factor for this reaction at threshold is estimated to a precision of 3% from the combined experimental and theoretical error. We present EFT calculations with and without the excited ${}^7\text{Be}^*$ core. The dominant E1 contribution is supplemented by the M1 capture through the 1^+ resonance state of ${}^8\text{B}$ for fitting the theory expressions to capture

data over a wider energy region including the resonance.

The E1 capture was calculated in a theory without and also with the excited ${}^7\text{Be}^*$ core as an explicit degree of freedom. In the latter theory, the ${}^7\text{Be}^*$ core was explicitly accounted for in a coupled-channel formalism [25–27]. Similar to the ${}^7\text{Li}(n, \gamma){}^8\text{Li}$ case [27], we show that the theories with and without explicit ${}^7\text{Be}^*$ degree of freedom have the same momentum dependence up to NLO expansion though they differ in the interpretation of the final bound state in terms of short distance physics. At NNLO, the two theories with and without ${}^7\text{Be}^*$ core differ in their momentum dependence due to initial state strong interactions. Our formal expressions for E1 capture disagree with the ones from previous halo EFT studies [21–24] in similar ways as shown for the ${}^7\text{Li}(n, \gamma){}^8\text{Li}$ case [27]. The M1 contribution is negligible except near the resonant energy of the 1^+ excited state of ${}^8\text{B}$. We include the LO M1 capture which is identical in both the theories, and has negligible effect on the S -factor at threshold.

Based on the analysis of Sec. IV, with particular attention to the relatively small contribution of the channel spin $S = 1$ compared to $S = 2$, we established the following power counting. The LO contribution consists of direct (*i.e.*, without initial state strong interactions, see for example, Fig. 1) E1 capture from the initial 5S_2 state. NLO corrections come from direct E1 captures from the initial d -wave in the spin $S = 2$ channel and initial s -wave in the spin $S = 1$ channel. Initial state strong interactions enter only at NNLO in both channels—the loop contribution from Fig. 2 due to rescattering scales as $a_0 Q^2/\Lambda$ with Coulomb interactions [34, 66–68], in contrast with the non-Coulomb case [27]. In the $S = 1$ spin channel, the unaturally large $a_0 \sim 1/Q$ is compensated by a Q/Λ suppression of this channel relative to $S = 2$, which has a natural $a_0 \sim 1/\Lambda$. Another NNLO correction comes from direct E1 capture from initial d -wave in the spin $S = 1$ channel. That makes evident the peripheral nature of this capture reaction. Two-body current contribution in E1 capture is estimated to scale as $k_0 a_0 L_{E1}$ [34, 35] with photon momentum $k_0 = (p^2 + \gamma^2)/(2\mu) \sim Q^3/\Lambda^2$. In the $S = 2$ channel the s -wave scattering length scales as $a_0 = a_0^{(2)} \sim 1/\Lambda$. Thus two-body current contributes at next-to-next-to-next-to-leading order (N^3LO) as Q^3/Λ^3 . In the $S = 1$ channel, the scattering length is larger $a_0 = a_0^{(1)} \sim 1/Q$ so the two-body current contributes as Q^2/Λ^2 . However, this spin channel starts one order higher in the perturbation thus making the two-body current contribution also a N^3LO effect. The effective range corrections to s -wave initial state strong interactions are also a N^3LO effect. M1 capture is included at LO, and mostly contributes around the 1^+ resonance energy ~ 600 keV. Thus the estimated theory error at threshold is dominated by the $Q^3/\Lambda^3 \sim 0.03$ correction at N^3LO from the E1 transition.

The present calculation has only 2 free parameters up to NLO when fitted to capture data below 500 keV. At NNLO, EFT still has 2 fit parameters and EFT_* has

5. In contrast, previous EFT calculations [23, 24] need 7 (9 with unconstrained s -wave scattering lengths) at NLO for capture below 500 keV. Their power counting were set to include short-distance two-body currents and effective ranges for E1 transition, a scenario slightly difficult to conciliate with the extremely peripheral nature of this reaction. We include an extra two-body M1 current when analysing capture data above 500 keV to describe the 1^+ resonance contribution.

We constrain our halo EFT parameters at each order with “modern” direct capture data [28–33] using Bayesian analysis. That allows us to take into account common-mode-errors due to normalization of different data sets in a straightforward way. The fits were separated in two different energy ranges. Region I comprises data with energies $E \leq 500$ keV, thus, below the 1^+ resonance energy $E_R = 630$ keV. Both versions of halo EFT were fitted in this region, without (EFT) and with (EFT_*) the excited state of the ${}^7\text{Be}$ core as explicit degree of freedom. There is no strong *evidence* in the capture data to prefer one theory over the other in this energy region. Region II includes data with $E \leq 1$ MeV. In region II, only EFT_* is fitted, with the addition of the M1 capture, Eq. (47). Figs. 7-9 present our results for S_{17} as function of the c.m. momentum, confronted with data. The obtained EFT parameters summarized in Table I are consistent with the ones fixed from the ANC’s. More importantly, the parameter estimates are consistent with the power counting. Table III presents our results for $S_{17}(0)$, with the corresponding NNLO posterior distributions given by the insets in Figs. 7-9. S_{17} for a range of momenta (energies) are included in Table IV of Appendix B.

The non-resonant EFT result agrees with the evaluation by Descouvemont [71] once it is scaled to match our S -factor at threshold. The resonant contribution in the EFT also agrees with a R-matrix evaluation by Junghans *et al.* [40]. We provide the first two energy derivatives of the S -factor for a low-energy Taylor series extrapolation to the Gamow peak energy. The NNLO EFT result for $S_{17}(0)$ averaged over the three fits (EFT I, EFT_* I, and EFT_* II) gives $S_{17}(0) = 21.0(7)$ eV b, in agreement with the Solar II recommended value of $20.8(1.6)$ eV b [3] but with a much reduced theory error.

ACKNOWLEDGMENTS

We thank B. Davids for discussing their work on analysis of capture data that was used in constructing the priors of the normalizations for the data sets used in the Bayesian analysis. We benefited from discussions with T. Papenbrock concerning scattering in shallow Coulomb systems. This work was supported in part by U.S. NSF grants PHY-1615092 and PHY-1913620 (PP, GR) and Brazilian agency FAPESP thematic projects 2017/05660-0 and 2019/07767-1, and INCT-FNA Proc. No. 464898/2014-5 (RH). The S -factor figures for this

article have been created using SciDraw [77].

Appendix A: Projectors

The following are from Ref. [39] that we include for reference. For each partial wave we construct the corresponding projection operators from the relative core-nucleon velocity, the spin-1/2 Pauli matrices σ_i 's, and the following spin-1/2 to spin-3/2 transition matrices

$$\begin{aligned} S_1 &= \frac{1}{\sqrt{6}} \begin{pmatrix} -\sqrt{3} & 0 & 1 & 0 \\ 0 & -1 & 0 & \sqrt{3} \end{pmatrix}, \\ S_2 &= -\frac{i}{\sqrt{6}} \begin{pmatrix} \sqrt{3} & 0 & 1 & 0 \\ 0 & 1 & 0 & \sqrt{3} \end{pmatrix}, \\ S_3 &= \frac{2}{\sqrt{6}} \begin{pmatrix} 0 & 1 & 0 & 0 \\ 0 & 0 & 1 & 0 \end{pmatrix}, \end{aligned} \quad (\text{A1})$$

which satisfy

$$\begin{aligned} S_i S_j^\dagger &= \frac{2}{3} \delta_{ij} - \frac{i}{3} \epsilon_{ijk} \sigma_k, \\ S_i^\dagger S_j &= \frac{3}{4} \delta_{ij} - \frac{1}{6} \{J_i^{(3/2)}, J_j^{(3/2)}\} + \frac{i}{3} \epsilon_{ijk} J_k^{(3/2)}, \end{aligned} \quad (\text{A2})$$

where $J_i^{(3/2)}$'s are the generators of the spin-3/2. We construct the Clebsch-Gordan coefficient matrices

$$\begin{aligned} F_i &= -\frac{i\sqrt{3}}{2} \sigma_2 S_i, \\ Q_{ij} &= -\frac{i}{\sqrt{8}} \sigma_2 (\sigma_i S_i + \sigma_j S_j), \end{aligned} \quad (\text{A3})$$

for projections onto spin channels $S = 1$ and $S = 2$, respectively. Then in coordinate space the relevant projectors that appear in the Lagrangians involving the ${}^7\text{Be}$ ground state in Eqs. (1), (3) are [20, 39]

$$\begin{aligned} P_i^{(3S_1)} &= F_j, \\ P_{ij}^{(5S_2)} &= Q_{ij}, \\ P_i^{(3P_1)} &= \sqrt{\frac{3}{2}} F_x \begin{pmatrix} \vec{\nabla} & \overleftarrow{\nabla} \\ m_c & m_p \end{pmatrix}_y \epsilon_{ixy}, \\ P_{ij}^{(3P_2)} &= \sqrt{3} F_x \begin{pmatrix} \vec{\nabla} & \overleftarrow{\nabla} \\ m_c & m_p \end{pmatrix}_y R_{xyij}, \\ P_i^{(5P_1)} &= \sqrt{\frac{9}{5}} Q_{ix} \begin{pmatrix} \vec{\nabla} & \overleftarrow{\nabla} \\ m_c & m_p \end{pmatrix}_x, \\ P_{ij}^{(5P_2)} &= \frac{1}{\sqrt{2}} Q_{xy} \begin{pmatrix} \vec{\nabla} & \overleftarrow{\nabla} \\ m_c & m_p \end{pmatrix}_z T_{xyzij}. \end{aligned} \quad (\text{A4})$$

The tensors

$$\begin{aligned} R_{ixy} &= \frac{1}{2} \left(\delta_{ix} \delta_{jy} + \delta_{iy} \delta_{jx} - \frac{2}{3} \delta_{ij} \delta_{xy} \right), \\ T_{xyzij} &= \frac{1}{2} \left(\epsilon_{xzi} \delta_{yj} + \epsilon_{xzy} \delta_{ji} + \epsilon_{yzi} \delta_{xj} + \epsilon_{yzj} \delta_{xi} \right), \end{aligned} \quad (\text{A5})$$

ensures total angular momentum $j = 2$ is picked.

The new projectors to describe the interactions in Eq. (3) with the excited ${}^7\text{Be}^*$ core are

$$\begin{aligned} P_i^{(3S_1^*)} &= \frac{1}{\sqrt{2}} \sigma_i, \\ P_i^{(3P_1^*)} &= \frac{\sqrt{3}}{2} \sigma_x \begin{pmatrix} \vec{\nabla} & \overleftarrow{\nabla} \\ m_c & m_p \end{pmatrix}_y \epsilon_{ixy}, \\ P_{ij}^{(3P_2^*)} &= \sqrt{\frac{3}{2}} \sigma_x \begin{pmatrix} \vec{\nabla} & \overleftarrow{\nabla} \\ m_c & m_p \end{pmatrix}_y R_{xyij}. \end{aligned} \quad (\text{A6})$$

For the external states we introduce the photon vector ($\epsilon_i^{(\gamma)}$) and ground state ${}^8\text{B}$ 2^+ spin-2 (ϵ_{ij}) polarizations, obeying the following polarization sums [78, 79],

$$\begin{aligned} \sum_{\text{pol.}} \epsilon_i^{(\gamma)} \epsilon_j^{(\gamma)*} &= \delta_{ij} - \frac{k_i k_j}{k^2}, \\ \sum_{\text{pol. ave.}} \epsilon_{ij} \epsilon_{lm}^* &= \frac{R_{ijlm}}{5}. \end{aligned} \quad (\text{A7})$$

Appendix B: Numerical S -factor values

We tabulate the numerical values of the S -factor at some momenta (and energies) in Table IV. Near the resonance momentum $p_R = 32.15$ MeV where the M1 contribution is noticeable, we provide a finer momenta mesh points. For the EFT I NNLO and EFT $_{\star}$ I NNLO fits, the S -factor only contains contribution from E1 transition and they are applicable below p_R . For EFT $_{\star}$ II NNLO fit, we list the E1 and M1 contributions separately. We present the central values of different quantities to 4-significant figures. The c.m. momentum p is converted to c.m. energy $E = p^2/(2\mu)$ with $\mu \approx 820.49$ MeV.

Appendix C: Coulomb Integrals

The combination $B(p) + J_0(p)$ that appear in Fig. 2 can be evaluated as

$$\begin{aligned} B(p) + J_0(p) &= \frac{\mu}{3\pi} \frac{ip^3 - \gamma^3}{p^2 + \gamma^2} + k_C B'(p) + \Delta B(p) \\ &\quad - \frac{k_C \mu}{2\pi} \left[2H(\eta_p) + 2\gamma_E - \frac{5}{3} + \ln 4\pi \right]. \end{aligned} \quad (\text{C1})$$

TABLE IV. S -factor as a function of c.m. momentum/energy from the NNLO Bayesian fits. The mean and the standard deviation of the posterior distribution of S_{17} is shown.

p (MeV)	E (keV)	EFT I E1 S_{17} (eV b)	EFT* I E1 S_{17} (eV b)	EFT* II E1 S_{17} (eV b)	EFT* II M1 S_{17} (eV b)
0.2864	0.05	20.72(27)	20.92(39)	21.21(27)	0.000 180 4(34)
2.3	3.224	20.60(27)	20.81(39)	21.09(27)	0.000 203 1(38)
4.3	11.27	20.34(27)	20.54(38)	20.81(27)	0.000 261 7(49)
6.3	24.19	19.99(26)	20.17(37)	20.43(26)	0.000 373 7(69)
8.3	41.98	19.61(26)	19.79(35)	20.01(25)	0.000 576 3(100)
10.3	64.65	19.28(25)	19.43(34)	19.63(25)	0.000 941(17)
12.3	92.19	19.01(25)	19.16(32)	19.31(24)	0.001 604(29)
14.3	124.6	18.86(25)	18.98(30)	19.09(24)	0.002 826(51)
16.3	161.9	18.81(24)	18.91(28)	18.97(23)	0.005 131(92)
18.3	204.1	18.88(25)	18.95(27)	18.95(23)	0.009 605(170)
20.3	251.1	19.06(25)	19.11(25)	19.03(23)	0.018 65(33)
22.3	303	19.36(25)	19.36(25)	19.20(23)	0.038 07(68)
24.3	359.8	19.76(26)	19.72(25)	19.45(23)	0.083 76(150)
26.3	421.5	20.26(27)	20.18(28)	19.77(23)	0.2086(37)
28.3	488.1	20.87(28)	20.72(33)	20.16(24)	0.6578(120)
29.05	514.3	—	—	20.31(25)	1.134(20)
29.8	541.2	—	—	20.47(26)	2.191(39)
30.55	568.7	—	—	20.63(31)	5.134(91)
31.3	597	—	—	20.80(57)	17.48(31)
31.55	606.6	—	—	20.85(87)	30.04(53)
31.8	616.2	—	—	20.91(150)	53.75(95)
31.95	622.2	—	—	20.95(190)	72.56(130)
32.15	630	—	—	20.99(220)	84.3(15)
32.3	635.8	—	—	21.02(200)	74.65(130)
32.55	645.7	—	—	21.08(130)	47.04(83)
33.05	665.6	—	—	21.19(60)	18.41(33)
33.55	685.9	—	—	21.31(40)	9.402(170)
34.05	706.5	—	—	21.43(33)	5.777(100)
35.3	759.4	—	—	21.73(29)	2.620(46)
36.55	814.1	—	—	22.04(28)	1.617(28)
37.8	870.7	—	—	22.38(29)	1.167(20)
40.3	989.7	—	—	23.10(31)	0.7813(140)
42.3	1090	—	—	23.75(34)	0.6491(110)
44.3	1196	—	—	24.46(37)	0.5788(100)
46.3	1306	—	—	25.24(40)	0.5411(93)
48.3	1422	—	—	26.10(44)	0.5231(89)
50.3	1542	—	—	27.03(49)	0.5181(88)

The function $B'(p)$ is given by the double integral

$$\begin{aligned}
B'(p) = & \frac{\mu}{6\pi^2(p^2 + \gamma^2)} \int_0^1 dx \int_0^1 dy \frac{1}{\sqrt{x(1-x)}\sqrt{1-y}} \\
& \times \left(xp^2 \ln \left[\frac{\pi}{4k_C^2} (-yp^2 + (1-y)\gamma^2/x - i0^+) \right] \right. \\
& + p^2 \ln \left[\frac{\pi}{4k_C^2} (-yp^2 - (1-y)p^2/x - i0^+) \right] \\
& + x\gamma^2 \ln \left[\frac{\pi}{4k_C^2} (y\gamma^2 + (1-y)\gamma^2/x - i0^+) \right] \\
& \left. + \gamma^2 \ln \left[\frac{\pi}{4k_C^2} (y\gamma^2 - (1-y)p^2/x - i0^+) \right] \right), \quad (C2)
\end{aligned}$$

which is reduced to a single integral before evaluating numerically. The function $\Delta B(p)$ is obtained from

$$\begin{aligned}
B_{ab}(p) = & -\frac{3}{\mu} \int d^3r \left[\frac{G_C^{(1)}(-B; r', r)}{r'} \right] \Big|_{r'=0} \\
& \times \frac{\partial G_C^{(+)}(E; \mathbf{r}, 0)}{\partial r_a} \frac{r_b}{r}, \quad (C3)
\end{aligned}$$

where

$$\begin{aligned}
\left[\frac{G_C^{(1)}(-B; r', r)}{r'} \right] \Big|_{r'=0} = & -\frac{\mu\gamma}{6\pi r} \Gamma(2 + k_C/\gamma) \\
& \times W_{-\frac{k_C}{\gamma}, \frac{3}{2}}(2\gamma r), \\
G_C^{(+)}(E; \mathbf{r}, 0) = & -\frac{\mu}{2\pi r} \Gamma(1 + i\eta_p) W_{-i\eta_p, \frac{1}{2}}(-i2pr). \quad (C4)
\end{aligned}$$

The integral $B_{ab}(p)$ is divergent at $r = 0$. However, when combined with the contribution from $J(p)\delta_{ab}$ it is

finite. Thus we make the substitution $(r_b/r)[\partial/\partial r_a] = (r_a r_b/r^2)[\partial/\partial r] \rightarrow (\delta_{ab}/3)[\partial/\partial r]$ in the integral and accordingly $B_{ab}(p) \equiv B(p)\delta_{ab}$. The finite piece $\Delta B(p)$ is obtained numerically from $B(p)$ after subtracting the zero and single photon contributions i.e. removing terms up to order α_e^2 [34].

The 1-loop magnetic moment contribution from Fig. 3 (c1), (c2) is given by the integral

$$\begin{aligned}
C_{ab}(p, \gamma) &= \int \frac{d^3 m}{(2\pi)^3} \frac{d^3 l}{(2\pi)^3} \frac{d^3 q}{(2\pi)^3} m_a q_b \\
&\quad \times G_c(-B, \mathbf{m}, \mathbf{l}) G_C(E, \mathbf{l}, \mathbf{q}) \\
&= 9 \int d^3 r \frac{r_a r_b}{r^2} \frac{G_C(-B, r', r)}{r'} \frac{G_C(E, r, r'')}{r''} \Big|_{r'=0=r''} \\
&= 3\delta_{ab} \int d^3 r \frac{G_C(-B, r', r)}{r'} \frac{G_C(E, r, r'')}{r''} \Big|_{r'=0=r''} \\
&= -\delta_{ab} \frac{i\mu^2 \gamma p}{3\pi} \Gamma(2 + i\eta_p) \Gamma(2 + \frac{k_C}{\gamma}) \\
&\quad \times \int_0^\infty dr W_{-\frac{k_C}{\gamma}, \frac{3}{2}}(2\gamma r) W_{-i\eta_p, \frac{3}{2}}(-i2pr) \\
&\equiv C(p, \gamma) \delta_{ab}. \quad (C5)
\end{aligned}$$

The function $C(p, \gamma)$ is evaluated as

$$\begin{aligned}
C(p, \gamma) &= \mu^2 \left[\frac{\lambda}{2\pi} + \frac{1}{3\pi} \frac{ip^3 - \gamma^3}{p^2 + \gamma^2} \right] \\
&\quad + \frac{k_C \mu^2}{3\pi} \left[\frac{1}{D-4} + \frac{2}{3} + \gamma_E - \ln \frac{\pi \lambda^2}{k_C^2} \right] \\
&\quad + k_C C'(p, \gamma) + \Delta C(p, \gamma), \quad (C6)
\end{aligned}$$

and

$$\begin{aligned}
C'(p, \gamma) &= \frac{\mu^2}{6\pi^2(p^2 + \gamma^2)} \int_0^1 dx \int_0^1 dy \sqrt{\frac{x}{1-x}} \frac{1}{\sqrt{1-y}} \\
&\quad \times \left[p^2 \ln \frac{-yp^2 - (1-y)p^2/x - i0^+}{4k_c^2} \right. \\
&\quad + p^2 \ln \frac{-yp^2 + (1-y)\gamma^2/x - i0^+}{4k_c^2} \\
&\quad + \gamma^2 \ln \frac{y\gamma^2 - (1-y)p^2/x - i0^+}{4k_c^2} \\
&\quad \left. + \gamma^2 \ln \frac{y\gamma^2 + (1-y)\gamma^2/x - i0^+}{4k_c^2} \right]. \quad (C7)
\end{aligned}$$

$\Delta C(p, \gamma)$ is evaluated from $C(p, \gamma)$ by subtracting the zero and single photon contributions similar to $\Delta B(p, \gamma)$. The divergences in $C(p, \gamma)$ are regulated by the two-body current coupling L_{22} . The regulated $\bar{C}(p, \gamma)$ is defined as

$$\bar{C}(p, \gamma) = \frac{\mu^2}{3\pi} \frac{ip^3 - \gamma^3}{p^2 + \gamma^2} + k_C C'(p, \gamma) + \Delta C(p, \gamma). \quad (C8)$$

-
- [1] W. D. Pesnell, B. J. Thompson, and P. C. Chamberlin, *Solar Physics* **275**, 3 (2012).
- [2] “NASA’s SDO Solar Mission,” <https://www.nasa.gov/feature/goddard/2020/watch-a-10-year-time-lapse-of-sun-from-nasa-s-sdo>, accessed: 2020-06-24.
- [3] E. Adelberger *et al.*, *Rev. Mod. Phys.* **83**, 195 (2011), arXiv:1004.2318 [nucl-ex].
- [4] M. Wiescher, F. Käppeler, and K. Langanke, *Annu. Rev. Astron. Astrophys.* **50**, 165 (2012).
- [5] C. R. Brune and B. Davids, *Ann. Rev. Nucl. Part. Sci.* **65**, 87 (2015).
- [6] J. N. Bahcall, M. H. Pinsonneault, S. Basu, and J. Christensen-Dalsgaard, *Phys. Rev. Lett.* **78**, 171 (1997).
- [7] J. N. Bahcall, M. Pinsonneault, and S. Basu, *Astrophys. J.* **555**, 990 (2001), arXiv:astro-ph/0010346.
- [8] J. N. Bahcall, A. M. Serenelli, and S. Basu, *The Astrophysical Journal* **621**, L85 (2005).
- [9] C. Arpesella *et al.* (Borexino Collaboration), *Phys. Rev. Lett.* **101**, 091302 (2008).
- [10] G. Bellini, J. Benziger, D. Bick, *et al.* (Borexino Collaboration), *Nature* **512**, 383 (2014).
- [11] M. Agostini *et al.* (Borexino Collaboration), *Nature* **562**, 505 (2018).
- [12] M. Agostini *et al.* (Borexino Collaboration), (2020), arXiv:2006.15115 [hep-ex].
- [13] W. Haxton, R. Hamish Robertson, and A. M. Serenelli, *Annual Review of Astronomy and Astrophysics* **51**, 21 (2013).
- [14] S. Fukuda *et al.* (Super-Kamiokande), *Phys. Rev. Lett.* **86**, 5651 (2001), arXiv:hep-ex/0103032.
- [15] Q. Ahmad *et al.* (SNO), *Phys. Rev. Lett.* **87**, 071301 (2001), arXiv:nucl-ex/0106015.
- [16] R. H. Cyburt, B. Davids, and B. K. Jennings, *Phys. Rev. C* **70**, 045801 (2004).
- [17] A. Jensen, K. Riisager, D. Fedorov, and E. Garrido, *Rev. Mod. Phys.* **76**, 215 (2004).
- [18] T. Frederico, A. Delfino, L. Tomio, and M. Yamashita, *Prog. Part. Nucl. Phys.* **67**, 939 (2012).
- [19] H. W. Hammer, C. Ji, and D. Phillips, *J. Phys. G* **44**, 103002 (2017), arXiv:1702.08605 [nucl-th].
- [20] G. Rupak and R. Higa, *Phys. Rev. Lett.* **106**, 222501 (2011), arXiv:1101.0207 [nucl-th].
- [21] X. Zhang, K. M. Nollett, and D. Phillips, *Phys. Rev. C* **89**, 051602 (2014), arXiv:1401.4482 [nucl-th].
- [22] E. Ryberg, C. Forssén, H. W. Hammer, and L. Platter, *Eur. Phys. J. A* **50**, 170 (2014), arXiv:1406.6908 [nucl-th].

- [23] X. Zhang, K. M. Nollett, and D. Phillips, *Phys. Lett. B* **751**, 535 (2015), arXiv:1507.07239 [nucl-th].
- [24] X. Zhang, K. M. Nollett, and D. R. Phillips, *Phys. Rev. C* **98**, 034616 (2018), arXiv:1708.04017 [nucl-th].
- [25] T. D. Cohen, B. A. Gelman, and U. van Kolck, *Phys. Lett. B* **588**, 57 (2004), arXiv:nucl-th/0402054.
- [26] V. Lensky and M. Birse, *Eur. Phys. J. A* **47**, 142 (2011), arXiv:1109.2797 [nucl-th].
- [27] R. Higa, P. Premarathna, and G. Rupak, (2020), arXiv:2009.09324 [nucl-th].
- [28] B. Filippone, A. Elwyn, C. Davids, and D. Koetke, *Phys. Rev. C* **28**, 2222 (1983).
- [29] F. Hammache, G. Bogaert, P. Aguer, C. Angulo, S. Barhoumi, L. Brillard, J. F. Chemin, G. Claverie, A. Coc, M. Hussonnois, M. Jacotin, J. Kiener, A. Lefebvre, C. Le Naour, S. Ouichaoui, J. N. Scheurer, V. Tatischeff, J. P. Thibaud, and E. Virassamynaïken, *Phys. Rev. Lett.* **86**, 3985 (2001).
- [30] F. Hammache, G. Bogaert, P. Aguer, C. Angulo, S. Barhoumi, L. Brillard, J. F. Chemin, G. Claverie, A. Coc, M. Hussonnois, M. Jacotin, J. Kiener, A. Lefebvre, J. N. Scheurer, J. P. Thibaud, and E. Virassamynaïken, *Phys. Rev. Lett.* **80**, 928 (1998).
- [31] L. T. Baby, C. Bordeanu, G. Goldring, M. Hass, L. Weissman, V. N. Fedoseyev, U. Köster, Y. Nir-El, G. Haquin, H. W. Gäggeler, and R. Weinreich (ISOLDE Collaboration), *Phys. Rev. Lett.* **90**, 022501 (2003).
- [32] A. R. Junghans, K. A. Snover, E. C. Mohrmann, E. G. Adelberger, and L. Buchmann, *Phys. Rev. C* **81**, 012801 (2010).
- [33] F. Strieder *et al.*, *Nuclear Physics A* **696**, 219 (2001).
- [34] R. Higa, G. Rupak, and A. Vaghani, *Eur. Phys. J. A* **54**, 89 (2018), arXiv:1612.08959 [nucl-th].
- [35] P. Premarathna and G. Rupak, *Eur. Phys. J. A* **56**, 166 (2020), arXiv:1906.04143 [nucl-th].
- [36] W. J. Huang, G. Audi, M. Wang, F. G. Kondev, S. Naimi, and X. Xu, *Chinese Physics* **C41**, 030002 (2017).
- [37] M. Wang, G. Audi, F. G. Kondev, W. J. Huang, S. Naimi, and X. Xu, *Chinese Physics* **C41**, 030003 (2017).
- [38] X. Zhang, K. M. Nollett, and D. Phillips, *Phys. Rev. C* **89**, 024613 (2014), arXiv:1311.6822 [nucl-th].
- [39] L. Fernando, R. Higa, and G. Rupak, *Eur. Phys. J. A* **48**, 24 (2012), arXiv:1109.1876 [nucl-th].
- [40] A. Junghans *et al.*, *Phys. Rev. C* **68**, 065803 (2003), arXiv:nucl-ex/0308003.
- [41] N. J. Stone, *Atomic Data and Nuclear Data Tables* **90**, 75 (2005).
- [42] D. Baye, *Phys. Rev. C* **62**, 065803 (2000).
- [43] G. Tabacaru, A. Azhari, J. Brinkley, V. Burjan, F. Carstou, C. Fu, C. A. Gagliardi, V. Kroha, A. M. Mukhamedzhanov, X. Tang, L. Trache, R. E. Tribble, and S. Zhou, *Phys. Rev. C* **73**, 025808 (2006).
- [44] D. B. Kaplan, M. J. Savage, and M. B. Wise, *Phys. Lett. B* **424**, 390 (1998), arXiv:nucl-th/9801034.
- [45] S. Paneru *et al.*, *DAE Symp. Nucl. Phys.* **63**, 786 (2018), arXiv:1902.00417 [nucl-ex].
- [46] C. Bertulani, H. Hammer, and U. Van Kolck, *Nucl. Phys. A* **712**, 37 (2002), arXiv:nucl-th/0205063.
- [47] P. Bedaque, H. Hammer, and U. van Kolck, *Phys. Lett. B* **569**, 159 (2003), arXiv:nucl-th/0304007.
- [48] J. Hamilton, I. Överbö, and B. Tromborg, *Nucl. Phys. B* **60**, 443 (1973).
- [49] H. van Haeringen, *J. Math. Phys.* **18**, 927 (1977).
- [50] J. de Maag, L. Kok, and H. van Haeringen, *J. Math. Phys.* **25**, 684 (1984).
- [51] Z. Iwinski, L. Rosenberg, and L. Spruch, *Phys. Rev. C* **29**, 349 (1984).
- [52] J.-M. Sparenberg, P. Capel, and D. Baye, *Phys. Rev. C* **81**, 011601 (2010), arXiv:0907.5166 [nucl-th].
- [53] R. Yarmukhamedov and D. Baye, *Phys. Rev. C* **84**, 024603 (2011), arXiv:1102.1528 [nucl-th].
- [54] D. Bollé and F. Gesztesy, *Phys. Rev. A* **30**, 1279 (1984).
- [55] S. König, D. Lee, and H.-W. Hammer, *J. Phys. G* **40**, 045106 (2013), arXiv:1210.8304 [nucl-th].
- [56] A. Mukhamedzhanov and R. Tribble, *Phys. Rev. C* **59**, 3418 (1999).
- [57] H. W. Griesshammer, *Nucl. Phys. A* **744**, 192 (2004), arXiv:nucl-th/0404073.
- [58] J. Skilling, *Bayesian Analysis* **1**, 833 (2006).
- [59] B. J. Brewer, in *Bayesian Astrophysics*, Canary Islands Winter School of Astrophysics, edited by A. Ramos and Í. Arregui (Cambridge University Press, 2018) pp. 1–30.
- [60] F. Feroz, M. P. Hobson, and M. Bridges, *Mon. Not. R. Astron. Soc.* **398**, 1601 (2009).
- [61] K. Barbary, <https://github.com/kbarbary/nestle> (2019), nestle.
- [62] B. J. Brewer, L. B. Pártay, and G. Csányi, *Statistics and Computing* **21**, 649 (2011).
- [63] D. R. Phillips, G. Rupak, and M. J. Savage, *Phys. Lett. B* **473**, 209 (2000), arXiv:nucl-th/9908054.
- [64] L. Grigorenko, B. Danilin, V. Efros, N. Shul'gina, and M. Zhukov, *Phys. Rev. C* **60**, 044312 (1999).
- [65] L. Trache, A. Azhari, F. Carstou, H. Clark, C. Gagliardi, Y. Lui, A. Mukhamedzhanov, X. Tang, N. Timofeyuk, and R. Tribble, *Phys. Rev. C* **67**, 062801 (2003), arXiv:nucl-ex/0304016.
- [66] R. Higa, H.-W. Hammer, and U. van Kolck, *Nucl. Phys. A* **809**, 171 (2008), arXiv:0802.3426 [nucl-th].
- [67] C. Schmickler, H.-W. Hammer, and A. Volosniev, *Phys. Lett. B* **798**, 135016 (2019), arXiv:1904.00913 [nucl-th].
- [68] B. K. Luna and T. Papenbrock, *Phys. Rev. C* **100**, 054307 (2019), arXiv:1907.11345 [nucl-th].
- [69] F. Nunes, R. Crespo, and I. Thompson, *Nuclear Physics A* **615**, 69 (1997).
- [70] F. M. Nunes, R. Crespo, and I. J. Thompson, *Nuclear Physics A* **627**, 747 (1997).
- [71] P. Descouvemont, *Phys. Rev. C* **70**, 065802 (2004).
- [72] G. D'Agostoni, *Bayesian Reasoning in Data Analysis* (World Scientific, Hong Kong, 2003).
- [73] R. Cyburt, B. Davids, and B. Jennings, *Nuclear Physics A* **758**, 693 (2005).
- [74] R. J. Furnstahl, N. Klco, D. R. Phillips, and S. Wesolowski, *Phys. Rev. C* **92**, 024005 (2015).
- [75] J. Melendez, R. Furnstahl, D. Phillips, M. Pratala, and S. Wesolowski, *Phys. Rev. C* **100**, 044001 (2019), arXiv:1904.10581 [nucl-th].
- [76] M. Takács, D. Bemmerer, A. Junghans, and K. Zuber, *Nucl. Phys. A* **970**, 78 (2018).
- [77] M. A. Caprio, *Comput. Phys. Commun.* **171**, 107 (2005), <http://scidraw.nd.edu>.
- [78] S. Choi, J. Lee, J. S. Shim, and H. Song, *J. Korean Phys. Soc.* **25**, 576 (1992).
- [79] S. Fleming, T. Mehen, and I. W. Stewart, *Nucl. Phys. A* **677**, 313 (2000).