

Determination of magnon mass of neodymium magnet by temperature dependence of spontaneous magnetization

Todor M. Mishonov¹, Matteo Andreoni² and Albert M. Varonov¹

¹ Georgi Nadjakov Institute of Solid State Physics, Bulgarian Academy of Sciences, 72 Tzarigradsko Chaussee Blvd., BG-1784 Sofia, Bulgaria

² Anglo-American School of Sofia, 1 Siianie Strt., BG-1137 Sofia, Bulgaria

E-mail: mishonov@bgphysics.eu, S0010@aas-sofia.org, varonov@issp.bas.bg

Abstract. The effective mass of a magnon in a neodymium magnet is evaluated using Bloch temperature dependence of spontaneous magnetization. We used the Hall effect magnetometer and thermo-couple thermometer for measuring of the temperature of the water in which the encapsulated commercial magnet is immersed. The experiment can be repeated in every school and methodological remarks for experimental data processing are given with great detail and attention. The purpose of the paper is to illustrate the simple relation between the quantum spectrum of magnons and the easily measured magnetic field of a permanent magnet.

1. Introduction

The physics of magnetism is always an important part of the physics education in high school, college and university level for undergraduate laboratories. Let us mention some recent topics: 1) magnetic bridge sensor for observation of superconducting-to-normal phase transition in a high-temperature superconductor and the Curie point of a ferromagnet [1], 2) using the smartphone magnetic field sensor or magnetometer let to popularization which can be used by every student even in home experiments [2], 3) magnetic sensor in a smartphone as an alternate to the relatively expensive magnetic sensor probe for accurate measurements [3], 4) with additional efforts a compact magnetometer consisting of two Hall effect-based sensors can be built which allows measuring the magnetic response of the iron oxide microparticle sample [4] 5) mechanical set-ups require much more attention, but study of torque oscillations of a rotational motion in Helmholtz coils gives a reliable method for the determination of magnetization of a permanent magnet [5] 6) in this direction neodymium disc magnet play important role to enhance knowledge of the physics of magnetism and especially to estimate magnetic dipole moment [6] 7) simple, low-cost experimental setup designed for measuring the force between permanent magnets are very appropriate for undergraduate students [7] 8) magnetic measurements are very appropriate if students have complete autonomy to develop their experimental set-up using open-source low-cost equipment including Arduino microcontrollers and compatible sensors [8], 9) the theoretical studies of Ising-spin model [9] completes the culture of education in physics of magnetism.

Our methodological study is in the same direction. Our purpose is to determine effective mass of magnon in the parabolic approximation of the dispersion using cheap equipment for measuring temperature dependence of the magnetization of a neodymium magnet. Let us return to the beginning of the quantum theory of magnetism. Magnon is the quantum of the spin wave which have the same dependence between the energy and momentum as a free nonrelativistic particle. Considering microscopic Hamiltonian, Bloch [10] obtained that parabolic dispersion of the magnon energy

$$\varepsilon_p = p^2/2m = Ak^2, \quad \mathbf{p} = \hbar\mathbf{k}, \quad \varepsilon = \hbar\omega, \quad A = \hbar^2/2m \quad (1)$$

is an acceptable approximation for energies much smaller than the Curie temperature T_c but much bigger than the frequency ω_f of the ferromagnetic resonance $\hbar\omega_f \ll \varepsilon \ll k_B T_c$. Later on, Landau and Lifshitz derived this spectrum via macroscopic parameters [11]. Roughly speaking, a magnon is a quantization of a spin-flip process, and for thermally excited magnon the magnetization decreases with two Bohr magnetons $\mu_B = q_e \hbar / 2m_e = 9.27 \times 10^{-24} \text{Am}^2$, where q_e and m_e are charge and mass of the electron. The volume density of the thermally excited magnons $n(T)$ is formally equal to the number of thermally excited above the condensate Bose particles

$$n(T) = \int \frac{1}{\exp(\varepsilon_p/k_B T) - 1} \frac{d^3p}{(2\pi\hbar)^3} = 2\pi \times 2^{3/2} \Gamma\left(\frac{3}{2}\right) \zeta\left(\frac{3}{2}\right) n_q, \quad n_q(T) \equiv \left(\frac{mk_B T}{2\pi\hbar^2}\right)^{3/2}. \quad (2)$$

For integration, spherical coordinates in momentum space were used $d^3p = d(\frac{4}{3}\pi p^3)$, the dimensionless variable $x = p^2/2mk_B T$, and the well-known integral [12]

$$\int_0^\infty \frac{x^{z-1} dx}{e^x - 1} = \Gamma(z)\zeta(z), \quad \Gamma(z) \equiv \int_0^\infty t^{z-1} e^{-t} dt, \quad \zeta(z) \equiv \sum_{n=1}^\infty \frac{1}{n^z}. \quad (3)$$

In such a way we arrive at the Bloch law [10, 11, 13]

$$\begin{aligned} M(T) &= M(0) - 2\mu_B n(T) = M(0) - \frac{\Gamma(3/2)\zeta(3/2)}{2\pi^2} \left(\frac{2m}{\hbar^2}\right)^{3/2} \mu_B (k_B T)^{3/2} \\ &= M(0) - \frac{\Gamma(3/2)\zeta(3/2)\mu_B (k_B T)^{3/2}}{2\pi^2 A^{3/2}}, \end{aligned} \quad (4)$$

which is a good approximation in the temperature interval $\hbar\omega_f \ll k_B T \ll k_B T_c$, see also the well-known textbooks [14, 15]. Performing linear regression in the M versus $T^{3/2}$ plot we can differentiate this linear function $M(T^{3/2})$ and its slope

$$-\left.\frac{dM}{dT^{3/2}}\right|_{\text{reg}} \quad (5)$$

parameterizes the effective mass of magnon

$$m_{\text{eff}} \equiv \frac{m}{m_e} = \frac{\hbar^2}{2m_e k_B} \left[\frac{2\pi^2}{\Gamma(3/2)\zeta(3/2)} \left(-\frac{dM}{\mu_B dT^{3/2}} \right) \right]^{2/3}. \quad (6)$$

Let give some illustrative examples for determination of magnon effective mass using suggested methods. Usually constant A from the dispersion relation Eq. (1) is given in units $\text{eV}\text{\AA}^2$. As

$$\frac{(\hbar/\text{\AA})^2}{q_e m_e} \approx 7620 \text{ meV}, \quad (7)$$

where q_e and m_e are charge and mass of the electron, the experimental value for Fe (4% Ni) $A_{\text{Fe}} = 266 \text{ meV}\text{\AA}^2$ [16] gives for the effective magnon mass, for methodical purposes we are giving elementary details

$$m_{\text{eff, Fe, n}} = \frac{m}{m_e} = \frac{\hbar^2}{2m_e A} = \frac{1}{2} \frac{(\hbar/\text{\AA})^2 q_e \text{\AA}^2}{q_e m_e A_{\text{Fe}}} = \frac{7620}{2 \times 266} \approx 14.3. \quad (8)$$

Analogously for Co (fcc 9% Fe) $A_{\text{Co}} = 384 \text{ meV}\text{\AA}^2$ [17] gives $m_{\text{eff, Co, n}} \approx 9.9$. A thorough analysis of the available experimental data for the magnon mass determination will be made in a separate section of the next version of the current manuscript.

The purpose of the present work is to determine the magnon effective mass of Neodymium magnet $\text{Nd}_2\text{Fe}_{14}\text{B}_1$ $m_{\text{eff, Nd, M}}$ using temperature dependence of the magnetization using high school equipment described in the next section. The theoretical values of the magnon mass in the case of $\text{Nd}_2\text{Fe}_{14}\text{B}_1$ and practically all ferromagnets are not yet calculated.

2. Experiment

In the experiment we used disk-shaped Neodymium magnet with diameter $2r = 19.6$ mm and thickness $h = 4.8$ mm. We accept $d = 200$ μm thickness of the protecting layer and evaluate the volume of the magnetic material

$$V = \pi(r - d)^2(h - 2d) = 1.45 \times 10^{-6} \text{ m}^3. \quad (9)$$

The magnet is in a mono-domain state and the total magnetic moment oriented perpendicularly to the disk is $\tilde{m} = MV$. We will use coordinate system centered at the disc center with z -axis along the symmetry axes. In such a way for the magnetic moment of the sample we have $\mathbf{m} = \tilde{m}\mathbf{e}_z = VM\mathbf{e}_z$. If we measure space dependence of magnetic field $\mathbf{B}(\mathbf{R})$ at distances $R \gg r$ we can use the formula for the field of a point magnetic moment [18–20]

$$\mathbf{B} = \frac{\mu_0}{4\pi} \frac{3\mathbf{n}(\mathbf{n} \cdot \mathbf{m}) - \mathbf{m}}{R^3}, \quad \mathbf{n} \equiv \frac{\mathbf{R}}{R}, \quad \frac{\mu_0}{4\pi} = 10^{-7} \text{ Tm/A}. \quad (10)$$

In the Gaussian system, $\mu_0/4\pi = 1$ and we use system invariant form. Let us mention two special cases for the component of the magnetic field parallel to the symmetry axis $B_z = \mathbf{B} \cdot \mathbf{e}_z$

$$B_z = \frac{\mu_0}{4\pi} \frac{2\tilde{m}}{R^3}, \quad M = \frac{1}{2} \frac{4\pi}{\mu_0} \frac{B_z R^3}{V}, \quad \text{for } \mathbf{n} = \mathbf{e}_z, \quad (11)$$

$$B_z = -\frac{\mu_0}{4\pi} \frac{\tilde{m}}{R^3}, \quad M(T) = -\frac{4\pi}{\mu_0} \frac{B_z(T) R^3}{V}, \quad \text{for } \mathbf{n} = \mathbf{e}_x. \quad (12)$$

These approximative equations above are applicable when assistance from magnet to observation point R is much bigger than the radius r of the disk shaped magnet $R > r$ and the misalignment of the experimentally measured distance.

In Fig. 1 the set-up for measuring of the magnetic field B_z along the symmetry axis with observation point $\mathbf{R} = R\mathbf{e}_z$ is depicted. A Vernier[©] Magnetic Field Sensor was used for all magnetic field measurements. The result of the experiment is shown in Fig. 2. After this recall of the well-known formula for the magnetic dipole we can address the study of the temperature dependence of the spontaneous magnetic moment $M(T)$. The setup can be seen in Fig. 3. In this experiment, both the Vernier[©] Magnetic Field Sensor and the Vernier[©] Temperature Probe were used to measure the magnetic field strength and temperature of the magnet, respectively. The neodymium magnet was placed in a glass of boiling water together with a Vernier[©] Temperature Probe. The Vernier[©] Magnetic Field Sensor was set up 1 cm from the edge of the glass, and 2.5 cm from the magnet, and a sheet of paper was placed between the glass and the sensor to act as a heat barrier, preventing any heat irradiated by the glass to affect the readings of the magnetic field sensor. The uncertainties of the Magnetic Field Sensor and Temperature Probe were ± 0.35 K and ± 0.004 mT, respectively [13, 21]. The experimental data obtained by this set-up are represented in Fig. 4. The experimental data processing




Figure 1. Set up for the measurement of the magnetic field along the axis of symmetry of the magnet. The magnetic field sensor is fixed by the holder.

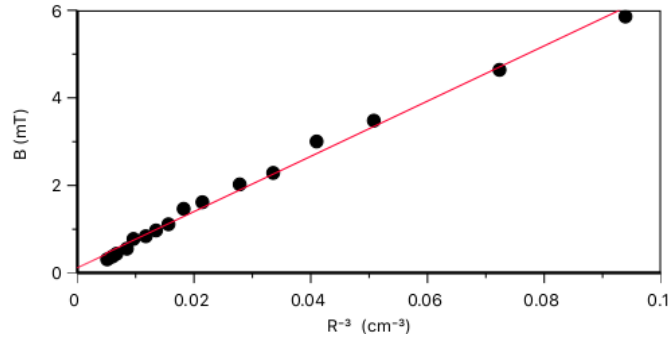


Figure 2. Magnetic field B_z versus distance R^{-3} along the symmetry axis $\mathbf{n} = \mathbf{e}_z$. The slope of the linear regression $dB/dR^{-3} = 63.09 \times 10^{-9} \text{ T/m}^{-3}$ According Eq. (11) the slope of the regression gives magnetic moment $\tilde{m} = 0.315 \text{ Am}^2$ @ 25° C for the used neodymium magnet. The interval of the distances is $22 \text{ mm} < R < 58 \text{ mm}$. The misalignment or a change in height of 1 mm has negligible influence on the measured values.

of the measurements depicted in Fig. 3 according to Eq. (6) gives effective mass of Nd magnet $m_{\text{eff, Nd}} = 30$ which is the goal of the present study. We have obtained some rough evaluation of the magnon mass parameterizing Eq. (1). It will be very interesting to compare this result with reliable neutron scattering measurements in order to check the accuracy of determination of spectrum parameters by high-school thermodynamic measurements.

3. Discussion and conclusion

As far as we know, such a methodical experiment is not present in the usual university laboratory exercises worldwide, meaning that this is novel and original laboratory



Figure 3. Setup for the temperature dependence the magnetization $M(T)$ according Eq. (12). The disk shaped permanent magnet is on the bottom of a glass cup with boiling water. The thermo-couple Vernier[®] temperature probe is also immersed in the water. And the magnetic sensor is out of the cup $\mathbf{n} = \mathbf{e}_x$ at a fixed distance $R = 2.5$ cm. Simultaneously time dependence of the temperature $T(t)$ and magnetic field $B_z(t)$ are measured. The magnetic field strength and temperature of the magnet was recorded simultaneously every 15 seconds as it cooled down to room temperature. The uncertainties of the magnetic field sensor and temperature probe were ± 0.35 K and ± 0.004 mT, respectively [13, 21]. In such a way is determined the temperature dependence of the magnetic field $B_z(T)$ drawn in Fig. 4.

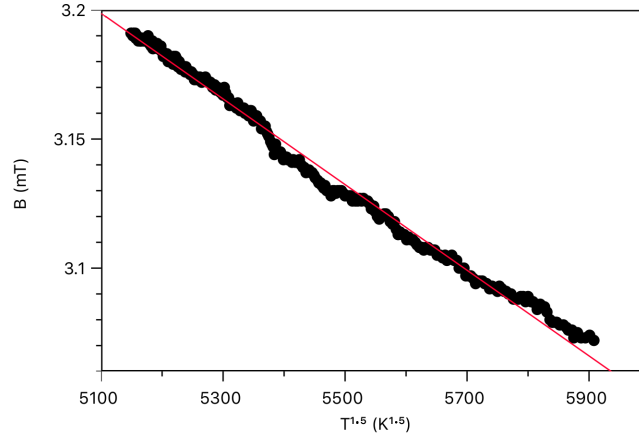


Figure 4. Magnetic field B_z versus temperature $T^{1.5}$ (Bloch plot) for $\mathbf{n} = \mathbf{e}_x$ geometry and fixed distance R . According to Eq. (12) the used volume of the magnet V gives the temperature dependence of the volume density of magnetization $M(T)$ used for determination of effective mass of neodymium magnet according to Eq. (6). The slope of the linear regression $dB/dT^{3/2} = -166$ nT/K^{3/2}. Temperature interval of this measurement is $25.03^\circ\text{C} < T < 70.71^\circ\text{C}$.

experiment based on relatively inexpensive equipment. One of the authors of the current paper MA was a high school student during this experimental research, he successfully performed the measurements, the experimental data processing, and understood the theory. With motivated and dedicated mentors,

References

- [1] Kraftmakher Y 2010 *Eur. J. Phys.* **31** 1239–1247 URL <https://doi.org/10.1088/0143-0807/31/5/023>
- [2] Arribas E, Escobar I, Suarez C P, Najera A and Beléndez A 2015 *Eur. J. Phys.* **36** 065002 URL <https://doi.org/10.1088/0143-0807/36/6/065002>
- [3] Taspika M, Nuraeni L, Suhendra D and Iskandar F 2018 *Phys. Educ.* **54** 015023 URL <https://doi.org/10.1088/1361-6552/aaefb4>
- [4] Araújo J F D F, Pereira J M B and Bruno A C 2019 *Am. J. Phys.* **87** 471–475 URL <https://doi.org/10.1119/1.5100944>
- [5] Barman B and Petrou A 2019 *Am. J. Phys.* **87** 275–278 URL <https://doi.org/10.1119/1.5092452>
- [6] Amrani D 2015 *Phys. Educ.* **50** 142–145 URL <https://doi.org/10.1088/0031-9120/50/2/142>
- [7] González M I 2016 *Eur. J. Phys.* **38** 025202 URL <https://doi.org/10.1088/1361-6404/38/2/025202>
- [8] Bouquet F, Bobroff J, Fuchs-Gallezot M and Maurines L 2017 *Am. J. Phys.* **85** 216–222 URL <https://doi.org/10.1119/1.4972043>
- [9] Guemez J, Velasco S and White J A 1991 *Eur. J. Phys.* **12** 170–174 URL <https://doi.org/10.1088/0143-0807/12/4/005>
- [10] Bloch F 1930 *Zeitschrift fur Physik* **61** 206–219 URL <https://link.springer.com/article/10.1007/BF01339661>
- [11] Landau L D and Lifshitz E M 1980 *Statistical Physics. Part 2 (Course of theoretical physics vol 9)* (New York: Pergamon)
- [12] Landau L D and Lifshitz E M 1980 *Statistical Physics. Part 1 (Course of theoretical physics vol 5)* (New York: Pergamon)
- [13] Ashcroft N W and Mermin D 1976 *Solid State Physics* 1st ed (Holt, Rinehart and Winston)
- [14] Kittel C 1953 *Introduction to Solid State Physics* (New York: Wiley & Sons) eq. 10.14
- [15] Harrison W A 1970 *Solid State Theory* (New York: McGraw-Hill) chap 5 fig. 147, Sec. 2 Spin momenta
- [16] Mook H A and Nicklow R M 1973 *Phys. Rev. B* **7**(1) 336–342 URL <https://link.aps.org/doi/10.1103/PhysRevB.7.336>
- [17] Shirane G, Minkiewicz V J and Nathans R 1968 *J. Appl. Phys.* **39** 383–390 (*Preprint* <https://doi.org/10.1063/1.2163453>) URL <https://doi.org/10.1063/1.2163453>
- [18] Feynman R P, Leighton R B and Sands M 1965 *Feynman Lectures on Physics* vol 2 (London: Addison-Wesley)
- [19] Landau L D and Lifshitz E 1975 *The Classical Theory of Fields* 4th ed (*Course of Theoretical Physics* vol 2) (New York: Pergamon) ISBN 978-0-08-025072-4
- [20] Halliday D, Resnick R and Walker J 2007 *Fundamentals of Physics* 8th ed (New York: Wiley & Sons) ISBN 9780470136867
- [21] Holtzberg F, McGuire T R, Methfessel S and Suits J C 1964 *J. Appl. Phys.* **35** 1033–1038 URL <https://doi.org/10.1063/1.1713367>