

Teacher-Student Competition for Unsupervised Domain Adaptation

Ruixin Xiao¹, Zhilei Liu^{1*}, Baoyuan Wu²

¹ College of Intelligence and Computing, Tianjin University, Tianjin, China

² School of Data Science, Chinese University of Hong Kong, Shenzhen, China

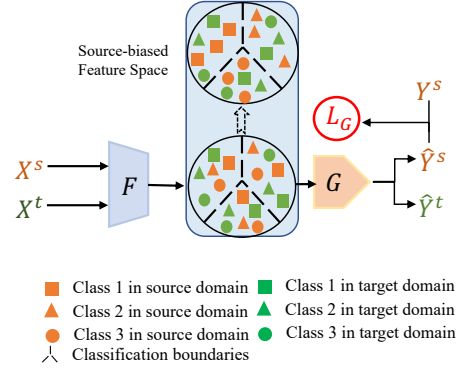
{ruixinx, zhileiliu}@tju.edu.cn, baoyuanwu1987@gmail.com

Abstract—With the supervision from source domain only in class-level, existing unsupervised domain adaptation (UDA) methods mainly learn the domain-invariant representations from a shared feature extractor, which causes the source-bias problem. This paper proposes an unsupervised domain adaptation approach with Teacher-Student Competition (TSC). In particular, a student network is introduced to learn the target-specific feature space, and we design a novel competition mechanism to select more credible pseudo-labels for the training of student network. We introduce a teacher network with the structure of existing conventional UDA method, and both teacher and student networks compete to provide target pseudo-labels to constrain every target sample’s training in student network. Extensive experiments demonstrate that our proposed TSC framework significantly outperforms the state-of-the-art domain adaptation methods on Office-31 and ImageCLEF-DA benchmarks.

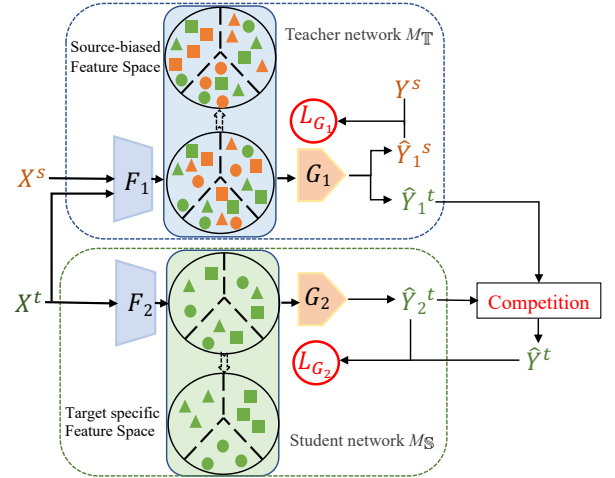
I. INTRODUCTION

With the help of large-scale labeled data, supervised deep learning has achieved great progress for solving various tasks such as object detection, semantic segmentation, image classification, etc. For many tasks, however, it is often expensive and time-consuming to collect and annotate sufficient amounts of training data. Therefore, unsupervised domain adaptation (UDA) [1] is proposed to transfer knowledge from a related source domain with rich labeled data to the unlabeled target domain. However, this UDA paradigm is hindered because of the domain shift [2] in data distributions across domains, which is a major obstacle for transferring the model trained on the source domain to the target domain.

Mainstream UDA methods align source and target features in a common feature space to mitigate the domain shift, which can be divided into two branches. The first aims at bridging the distributions of source and target through statistics measures [3], [4], [5], [6], [7], [8], [9], [10], [11], [12], [13], and the other methods are based on adversarial learning to extract domain-invariant feature representations, which have been reported with remarkable performances [14], [15], [16], [17], [18], [19], [20] and become a more and more significant branch in UDA. Despite their efficacy, existing methods still face critical limitations. As illustrated in Fig. 1(a), these methods aim at aligning feature representations extracted from a shared feature extractor F to a common feature space. However, the adapted feature space is source-biased since only source data X^s are annotated and the labels of target samples



(a) Traditional UDA Method



(b) Our UDA method with TSC

Fig. 1. Comparison between traditional UDA method and our method with TSC. (a) Source biased feature space is gradually learned in tradition UDA method with the supervision from source domain only. The class boundaries don’t fit well for target data; (b) To alleviate the source-biased problem, our proposed TSC method aims at learning target-specific feature space in M_S by using pseudo-labels derived from the competition between M_T and M_S . (Best viewed in color.)

are unknown during training. So target feature distributions are aligned forcibly under such a source-biased criterion, which would harm their semantic information and make the classification boundaries not fit well for target domain.

*Corresponding author.

To tackle the source-bias problem, this paper proposes a Teacher-Student Competition (TSC) approach for UDA. As illustrated in Fig. 1(b), we build a target-specific student network M_S , which is trained by target data only, to learn a target-specific feature space. Due to the fact that target data have no ground-truth labels during training, we constrain M_S by virtue of pseudo-labels. A teacher network M_T using existing conventional UDA method is further introduced to provide target predictions as a reference. The pseudo-labels \hat{Y}_1^t from M_T , however, are not used to train M_S directly because they are predicted based on the shared source-biased feature space and have limited effect to alleviate the source-bias problem. Instead, we design a competition module to select the more reliable pseudo-labels \hat{Y}^t , which is critical to break through the inherent dilemma of source-bias in M_T and reach a target-specific feature space in M_S . Both M_T and M_S compete to constrain M_S training. M_S is a simple classifier with the same structure as M_T . The entire framework is end-to-end without any pre-processing or post-processing, and all the modules are optimized jointly.

Our motivation of competition module comes from teacher-student learning process in human learning, which is a process of chasing and surpassing. At the initial stage of learning, a student learns knowledge with the guidance of his teacher mainly. When student gets further understanding about the task, he needs to solve and makes his own predictions with higher and higher confidence. When student makes prediction with higher credibility than which of teacher in the later phase of the learning, he does believe himself even if his prediction is inconsistent with which of teacher, which is key to enable student to breakthrough the inherent error of teacher.

To summarize, our main contributions are threefold:

- To alleviate the source-biased problem, we build a target-specific network to learn a target-specific feature space.
- We propose a novel pseudo-label selection strategy by designing a competition mechanism, in which pseudo-labels from teacher network and student network compete to be the final pseudo-label training for student network.
- Extensive experimental results demonstrate that our method achieves state of the art performance on common benchmark domain adaptation tasks [21], [22].

II. RELATED WORK

We review previous works that are most relevant to our method, including unsupervised domain adaptation, target-specific network and pseudo-label selection strategies.

A. Unsupervised Domain adaptation

Unsupervised domain adaptation [1], [2], which aims to learn a classifier on a target domain according to the knowledge transferred from a related source domain, has been developed in recent years on image classification tasks [21], [22]. Mainstream methods on UDA can be divided into two branches. The first is to bridge the distributions between source and target domains through many different statistics measures such as maximum mean discrepancy (MMD) [3], [4], [5],

[6], kullback-lerbler (KL) divergence [7], H-divergence [8], wasserstein distance [9], [10], [11], central moment discrepancy (CMD) [12], contrastive domain discrepancy (CDD) [13], etc. The second is adversarial learning to extract domain-invariant feature representations. Inspired by generative adversarial network (GAN) [23], Ganin et al. [14] proposed a DANN framework for adversarial domain adaptation by introducing a module named domain discriminator to align feature distributions. Since DANN, adversarial learning has become a more and more significant branch in domain adaptation and many methods [14], [15], [16], [17], [18], [19], [20] have achieved excellent performances.

However, these works align common feature space for source and target, which is overfitting to labeled source domain and cause source-bias. When feature distributions of target domain are enforced to be aligned in such a source-biased feature space, negative transfer will be introduced because of the damaged semantic information and incorrect predictions on the target domain. To address this source-biased problem, a target-specific student network is proposed to learn a target-specific feature space in this paper.

B. Target-specific network

Tzeng et al. [15] proposed an ADDA framework. It maps source and target feature extracted from a source-specific extractor and a target-specific extractor separately to a common feature space. Saito et al. [24] proposed an asymmetric tri-training strategy to learn discriminative representations for the target domain. It build a shared feature extractor and three asymmetric classifiers, in which a target-specific classifier is trained by pseudo-labels provided by another two classifiers only when their predictions about target sample are consistent and confident enough. In these methods, shared feature space is still the fundamental assumption and target-specific classifier is to obtain target-discriminative representations.

In this paper, target-specific student network, especially target-specific feature extractor module in it, is built to learn a target-specific feature space, rather than to modify the shared source-biased feature space.

C. Pseudo-label

To compensate the lack of categorical information in the target domain, many works [25], [24], [26], [27], [28], [29], [30], [31], [32], [33] have focused on assigning pseudo-labels to target samples. One line [26], [29], [30], [31], [32] is to align labeled source centroids and pseudo-labeled target centroids. Another is selecting a set of pseudo-labeled target samples as precise as possible. Zhang et al. [27] iteratively selected pseudo-labeled target samples according to a threshold related to the classification accuracy of the current image classifier. Chen et al. [32] developed an easy-to-hard transfer strategy (EHTS) and an adaptive prototype alignment (APA) step to train their model iteratively and alternatively with the help of a certain threshold to decide whether a pseudo-label was selected. Deng et al. [34] proposed cluster alignment with a teacher (CAT) based on self-ensembling [35], [36], [37]

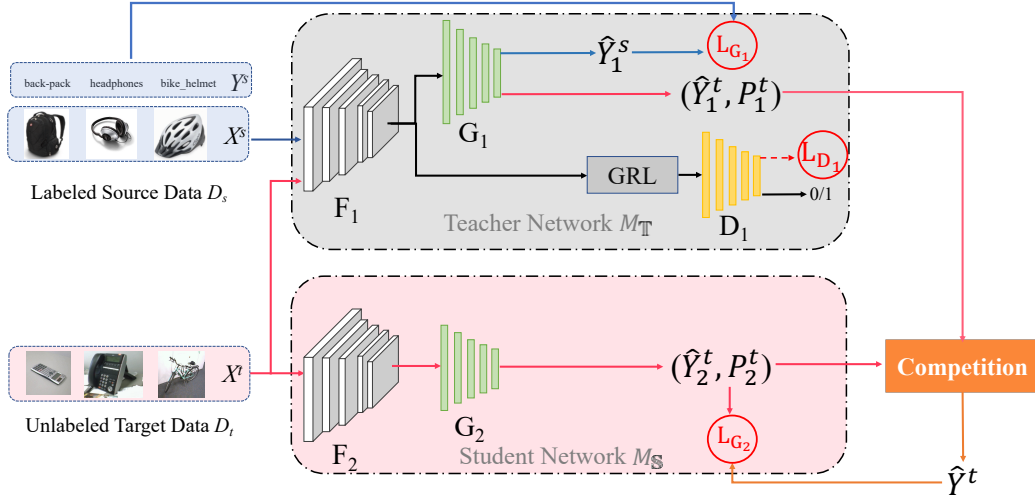


Fig. 2. The architecture of our TSC+DANN framework, where teacher network M_T (grey) and student network M_S (pink) feed their pseudo-labels and the corresponding probabilities (\hat{Y}_1^t, P_1^t) and (\hat{Y}_2^t, P_2^t) into the competition module (orange) to determine the more credible pseudo-labels \hat{Y}^t for M_S training. We use blue line to trace the source data and red line for target data during training, while black line in M_T denotes that both of the two domain data flows. Orange line from the competition module follows the trail of the selected pseudo-labels. (Best viewed in color.)

to exploit the class-conditional structure in the feature space of the unlabeled target domain. Self-ensembling approaches put the stochastic transformations and perturbations in the input layers and constrains the outputs from teacher network and student network to be consistent with each other. The teacher network in CAT is an ensemble model to provide more reliable target pseudo-labels. It is a novel approach to assign pseudo-labels for target samples, and the predictions of the pseudo-labels are used to modify the shared feature space.

Instead of modifying the shared source-biased feature space by utilizing the pseudo-labels predicted based on this source-biased feature space, we design a teacher-student competition mechanism to select the more credible pseudo-labels \hat{Y}^t for learning a target-specific student feature space. Rather than supervising M_T by teacher pseudo-labels singly, M_T and M_S compete to provide their pseudo-labels to train M_S , which is the key to enable M_S to break through the inherent bias in M_T .

III. TEACHER-STUDENT COMPETITION FOR UNSUPERVISED DOMAIN ADAPTATION

A. Overview

The general UDA model is implemented on the labeled source domain $D_s = \{(x_i^s, y_i^s)\}_{i=1}^{n_s}$ and the unlabeled target domain $D_t = \{x_j^t\}_{j=1}^{n_t}$, where n_s and n_t are the source and target sample numbers. The overall architecture of our proposed TSC framework is depicted in Fig. 2, which consists of three components, teacher network M_T , student network M_S , and the competition module. The competition module receives pseudo-labels of target samples (\hat{Y}_1^t, P_1^t) and (\hat{Y}_2^t, P_2^t) from M_T and M_S separately, and sends the better pseudo-labels \hat{Y}^t with higher confidence to M_S for training. Note that P_s is the distribution of source domain while P_t for target, and $P_s \neq P_t$. With the help of M_T and competition module, the

main goal of our proposed TSC based UDA method is to get a well-trained student network M_S mapping from the target data space X^t to the target label space Y^t , $M_s : X^t \rightarrow Y^t$.

B. Teacher Network M_T

Despite of their limitations, existing UDA methods have achieved excellent performances and can be adopted as good teacher networks to guide the learning of the student network by providing their results to M_S as a reference. The teacher network M_T of our proposed TSC framework is showed in grey in Fig. 2, whose objective function can be formulated as:

$$\min_{F_1, G_1} \max_{D_1} L_{G_1}(F_1, G_1) - \lambda L_{D_1}(F_1, D_1) \quad (1)$$

where λ is a hyper-parameter that sets a relative trade-off.

With the help of gradient reversal layer (GRL) [14] widely used in adversarial domain adaptation, feature extraction network F_1 , classification network G_1 and discriminate network D_1 can be optimized jointly rather than alternately.

Apart from the training process to learn the discriminate feature space, another use of M_T is to guide the training of M_S . In particular, M_T feeds predictions and corresponding probabilities (\hat{Y}_1^t, P_1^t) of target samples into the competition module to get the more credible target pseudo-labels \hat{Y}^t for the training of M_S . For a target sample x_j^t , once $\hat{y}_{1,j}^t$ is determined based on M_T , the knowledge used for the training of M_S will be transferred from M_T to M_S . Note that the training of M_S is influenced by M_T due to the pseudo-labels \hat{Y}_1^t provided by M_T while M_T is independent of M_S .

In fact, our TSC can be treated as a unified UDA framework, in which any existing UDA method can be used as our teacher network M_T to provide target pseudo-labels for M_S training. In this paper, two efficient UDA methods named of DANN [14] and CDAN [16] are utilized as M_T . The details are as follows.

1) *Domain Adversarial Neural Network (DANN)*: In DANN model, a domain discriminator D_1 is designed to distinguish the features of source domain from the target domain, and the feature extractor $f = F_1(x)$ is trained to get features that confuse the discriminator D_1 . It is expected to mitigate the domain shift by playing a two-player mini-max game between F_1 and D_1 . The loss function of DANN is written as:

$$L_{G_1}(F_1, G_1) = \frac{1}{n_s} \sum_{i=1}^{n_s} \ell(G_1(F_1(x_i^s)), y_i^s) \quad (2)$$

$$L_{D_1}(F_1, D_1) = -\frac{1}{n_s} \sum_{i=1}^{n_s} \log[D_1(f_i^s)] - \frac{1}{n_t} \sum_{j=1}^{n_t} \log[1 - D_1(f_j^t)] \quad (3)$$

where $L_{G_1}(F_1, G_1)$ on the source classifier G_1 uses cross-entropy loss ℓ to lower the source classification error, and $L_{D_1}(F_1, D_1)$ aims at measuring the distance between the distributions of source and target data.

2) *Conditional Domain Adversarial Network (CDAN)*: Different from DANN that matches the feature representations across domains solely, CDAN takes account of discriminate information received from the classifier predictions during alignment. It conditions domain discriminator D_1 on the classifier prediction $g = G_1(x)$ through the multilinear map:

$$\mathbf{T}_{\otimes}(h) = f \otimes g \quad (4)$$

where $f = F_1(x)$ and $h = [f, g]$. So the loss function of $L_{D_1}(F_1, D_1)$ in CDAN can be rewritten as:

$$\mathbf{L}_{D_1}(F_1, D_1) = -\frac{1}{n_s} \sum_{i=1}^{n_s} \log[D_1(h_i^s)] - \frac{1}{n_t} \sum_{j=1}^{n_t} \log[1 - D_1(h_j^t)] \quad (5)$$

And $L_{G_1}(F_1, G_1)$ in CDAN is the same with that of DANN.

C. Student Network M_S

The student network M_S is a simple classifier network composed of F_2 and G_2 , which have the same structures as F_1 and G_1 in M_T . To avoid getting a source-biased feature space, only target data are fed into M_S for training. Therefore, M_S is a target-specific network. However, pseudo-labels received from M_T contain many incorrect ones due to the effect of source-biased feature space in M_T . So negative transfer can't be avoided if M_S receives pseudo-labels from M_T only. In our proposed TSC, M_S also feeds its predictions and the corresponding probabilities (\hat{Y}_2^t, P_2^t) to the competition module, which is crucial to avoid the negative transfer caused by inherent incorrect pseudo-labels from M_T and to further modify the target feature space in M_S . When the final pseudo label is $\hat{y}_{2,j}^t$ determined by our competition module instead of $\hat{y}_{1,j}^t$ from M_T , the training for M_S is a self-training process. The objective of M_S is written as:

$$L_{G_2}(F_2, G_2) = \frac{1}{n_t} \sum_{j=1}^{n_t} \ell(G_2(F_2(x_j^t)), \hat{y}_j^t) \quad (6)$$

where \hat{y}_j^t is determined based on $y_{1,j}^t$ and $y_{2,j}^t$ by the our competition module.

D. Competition Module

In our TSC framework, a competition module is introduced to get more credible pseudo labels \hat{Y}^t for the training of M_S based on \hat{Y}_1^t and \hat{Y}_2^t . Different from previous teacher-student paradigms which constrain similarity of \hat{Y}_1^t and \hat{Y}_2^t , our model takes account of the inconsistencies between teacher and student. Moreover, the predicted result of M_S with higher reliability than M_T will be regarded as \hat{Y}^t , which is the key to mitigate negative transfer caused by M_T . The output pseudo labels \hat{Y}^t of the competition module can be determined based on following formula:

$$\hat{y}_j^t = \begin{cases} \hat{y}_{1,j}^t, & \text{if } p_{1,j}^t > p_{2,j}^t \\ \hat{y}_{2,j}^t, & \text{otherwise} \end{cases} \quad (7)$$

However, due to the fact that both M_T and M_S are trained from scratch, the pseudo-labels from both networks are not reliable at the initial training stage. With the supervision of labeled source data, the performance of M_T will improve as the training goes, while M_S will get stuck in a very poor performance since M_S will have converged under the constraint of unreliable target pseudo-labels at the early training stage. This phenomenon has been validated in our initial experiments. To tackle this problem, a probability threshold T_p is introduced into the competition module to endow priority of pseudo label selection to M_T in a probability interval $[T_p, 1]$, which is formulated as:

$$T_p = \frac{1}{1 + \exp(-\delta p)} \quad (8)$$

where $\delta=10$ and p denotes the training process. As the training progresses, p increase to 1 from 0 and T_p approach to 1 from 0.5. With the training continues, the performance of M_S will get more and more reliable, which will be utilized for competition with M_T . Thus, Eq. 7 can be modified as:

$$\hat{y}_j^t = \begin{cases} \hat{y}_{1,j}^t, & \text{if } p_{1,j}^t > T_p \text{ or } p_{1,j}^t > p_{2,j}^t \\ \hat{y}_{2,j}^t, & \text{otherwise} \end{cases} \quad (9)$$

When $\hat{y}_{1,j}^t$ from M_T is selected in the competition module, the knowledge used for M_S training is transferred from M_T to M_S . The guidance of M_T is significant because M_T is trained with the help of labeled related domain. But the inherent source biased error can affect M_S negatively at the same time. So it is crucial to choose $\hat{y}_{2,j}^t$ as supervision when it is more reliable than $\hat{y}_{1,j}^t$ in later training stage, which will introduce the knowledge of target domain to tackle the source bias problem.

TABLE I
ACCURACY (%) ON IMAGECLEF-DA FOR UNSUPERVISED DOMAIN ADAPTATION (RESNET-50).

Method	I to P	P to I	I to C	C to I	C to P	P to C	Avg
RestNet-50 [38]	74.8±0.3	83.9±0.1	91.5±0.3	78.0±0.2	65.5±0.3	91.2±0.3	80.7
DAN [4]	74.5±0.4	82.2±0.2	92.8±0.2	86.3±0.4	69.2±0.4	89.8±0.4	82.5
DANN [14]	75.0±0.6	86.0±0.3	96.2±0.4	87.0±0.5	74.3±0.5	91.5±0.6	85.0
JAN [5]	76.8±0.4	88.0±0.2	94.7±0.2	89.5±0.3	74.2±0.3	91.7±0.3	85.8
MADA [19]	75.0±0.3	87.9±0.2	96.0±0.3	88.8±0.3	75.2±0.2	92.2±0.3	85.8
CDAN [16]	76.7±0.3	90.6±0.3	97.0±0.4	90.5±0.4	74.5±0.3	93.5±0.4	87.1
CDAN+E [16]	77.7±0.3	90.7±0.2	97.7±0.3	91.3±0.3	74.2±0.2	94.3±0.3	87.7
iCAN [27]	79.5	89.7	94.7	89.9	78.5	92.0	87.4
rDANN+CAT [34]	77.2±0.2	91.0±0.3	95.5±0.3	91.3±0.3	75.3±0.6	93.6±0.5	87.3
TSC+DANN	78.3±0.2	92.8±0.3	96.8±0.2	90.3±0.5	74.5±0.7	96.0±0.2	88.1
TSC+CDAN	79.0±0.3	93.2±0.5	97.2±0.4	92.7±0.2	77.4±0.4	96.5±0.3	89.3

E. Overall Objective Function

The overall objective function of our proposed TSC can be formulated as:

$$L = L_{G_1}(F_1, G_1) - \lambda L_{D_1}(F_1, D_1) + \beta L_{G_2}(F_2, G_2) \quad (10)$$

where λ and β are trade-off parameters for M_T and M_S separately. Algorithm 1 shows the optimization of TSC.

Algorithm 1: Description of our proposed TSC.

Input:

- $D_s = \{(x_i^s, y_i^s)\}_{i=1}^{n_s}$ and $D_t = \{x_j^t\}_{j=1}^{n_t}$

Output:

- Target label $\{\hat{y}_{1,j}^t\}_{j=1}^{n_t}$ from the optimized F_2^* and G_2^*

Procedure:

while not converged **do**

- Mini-batch sampling from D^s and D^t :
 $(X^s, Y^s) = \{(x_i^s, y_i^s)\}_{i=1}^{b_s}$, $X^t = \{x_j^t\}_{j=1}^{b_t}$
- Forward (X^s, X^t) into M_T ,
compute Eq. 1 with Y^s and get $\{(\hat{y}_{1,j}^t, p_{1,j}^t)\}_{j=1}^{b_t}$
- Forward X^t into M_S to get $\{(\hat{y}_{2,j}^t, p_{2,j}^t)\}_{j=1}^{b_t}$
- Feed $\{(\hat{y}_{1,j}^t, p_{1,j}^t)\}_{j=1}^{b_t}$ and $\{(\hat{y}_{2,j}^t, p_{2,j}^t)\}_{j=1}^{b_t}$ into
competition module to get $\{\hat{y}_j^t\}_{j=1}^{b_t}$
- Compute Eq. 6 with $\{\hat{y}_j^t\}_{j=1}^{b_t}$
- Update F_1 , G_1 and D_1 by Eq. 1,
update F_2 and G_2 by Eq. 6

end

IV. EXPERIMENTS

A. Datasets and Settings

1) *Datasets*: Our TSC framework is evaluated on two benchmarks for UDA task: ImageCLEF-DA [21] and Office-31 [22].

- **ImageCLEF-DA** is a benchmark dataset originally used for the ImageCLEF 2014 domain adaptation challenge. It contains three domains: *ImageNet ILSVRC 2012* (I), *Pascal VOC 2012* (P), and *Caltech-256* (C). Each domain has 12 categories and contains 50 images per category. We conduct experimental evaluations on 6 transfer tasks.

- **Office-31** is a large scaled dataset for domain adaptation, which contains 4,652 images in 31 categories from 3 domains: *Amazon* (A), *Webcam* (W) and *DSLR* (D). We consider 6 transfer tasks by using all domain combinations during experimental evaluation.

2) *Implementation Details*: We follow the standard protocols for unsupervised domain adaptation [14], [5] by using all labeled source examples and all unlabeled target examples at the training stage. We compare the average classification accuracy based on three random experiments. The pre-trained ResNet-50 [38] on ImageNet [39] are further fine-tuned as the feature extractor in our TSC. Our TSC is trained with Stochastic Gradient Descent (SGD) using PyTorch, a mini-batch size of 36, a weight decay of 0.0005, and a momentum of 0.95. The learning rate of the layers trained from scratch are set to be 10 times those of fine-tuned layers. We fix $\lambda = 1.0$ and $\beta = 0.3$ in all experiments.

B. Comparison with State-of-the-Arts

We extend our proposed TSC with DANN [14] and CDAN [16], named as TSC+DANN and TSC+CDAN, respectively. We compare our proposed TSC method against state-of-the-art deep learning based domain adaptation methods under the same setting stated in Section IV-A: ResNet-50 [38], Deep Adaptation Network (DAN) [4], Domain Adversarial Neural Network (DANN) [14], Joint Adaptation Network (JAN) [5], Generate to Adapt (GTA) [17], MADA [19] Conditional Domain Adversarial Network (CDAN) [16], Incremental Collaborative and Adversarial Network (iCAN) [27] and Cluster Alignment with a Teacher(CAT) [34]. For a fair comparison, the results of all state-of-art methods are either directly reported from their original papers wherever available or quoted from [16].

Evaluation on ImageCLEF-DA. The results on the ImageCLEF-DA dataset are reported in Table I. It can be observed that our proposed TSC methods outperform state of the art results on most DA tasks and boost the performance of DANN and CDAN significantly. In particular, our TSC+DANN and TSC+CDAN bring relative increments of 3.1% and 2.2% for average accuracy over DANN and CDAN,

TABLE II
ACCURACY (%) ON OFFICE-31 FOR UNSUPERVISED DOMAIN ADAPTATION (RESNET-50).

Method	A to W	D to W	W to D	A to D	D to A	W to A	Avg
RestNet-50 [38]	68.4±0.2	96.7±0.1	99.3±0.1	68.9±0.2	62.5±0.3	60.7±0.3	76.1
DAN [4]	80.5±0.4	97.1±0.2	99.6±0.1	78.6±0.2	63.6±0.3	62.8±0.2	80.4
DANN [14]	82.0±0.4	96.9±0.2	99.1±0.1	79.7±0.4	68.2±0.4	67.4±0.5	82.2
JAN [5]	85.4±0.3	97.4±0.2	99.8±0.2	84.7±0.3	68.6±0.3	70.0±0.4	84.3
MADA [19]	75.0±0.3	87.9±0.2	96.0±0.3	88.8±0.3	75.2±0.2	92.2±0.3	85.8
GTA [17]	89.5±0.5	97.9±0.3	99.8±0.4	87.7±0.5	72.8±0.3	71.4±0.4	86.5
CDAN [16]	93.1±0.2	98.2±0.2	100.0±0.0	89.8±0.3	70.1±0.4	68.0±0.4	86.6
CDAN+E [16]	94.1±0.1	98.6±0.1	100.0±0.0	92.9±0.2	71.0±0.3	69.3±0.3	87.7
iCAN [27]	92.5	98.8	100.0	90.1	72.1	68.9	87.2
rDANN+CAT [34]	94.4±0.1	98.0±0.2	100.0±0.0	90.8±1.8	72.2±0.6	70.2±0.1	87.6
TSC+DANN	85.0±0.3	98.0±0.1	100.0±0.0	80.3±0.4	69.3±0.2	67.7±0.1	83.4
TSC+CDAN	94.6±0.3	98.2±0.2	100.0±0.0	94.7±0.1	74.0±0.2	71.6±0.7	88.9

respectively. The promotion on DANN is more significant than CDAN, which is reasonable since CDAN takes class information into account for aligning feature space. Moreover, we can observe that our TSC method is highly dependent on M_T . The higher performance M_T has, the higher performance M_S gets.

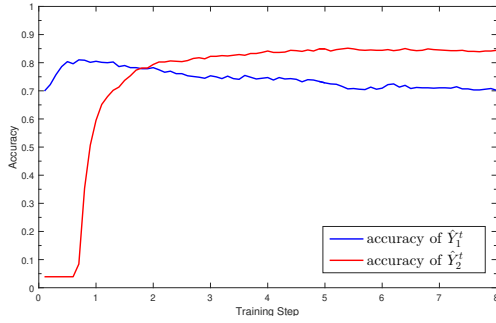
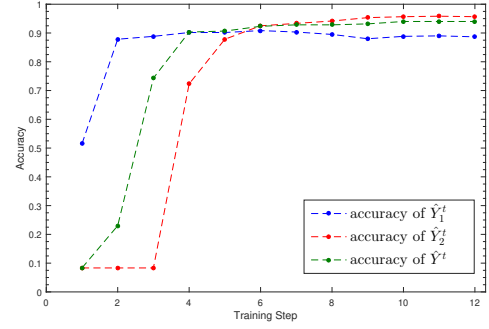
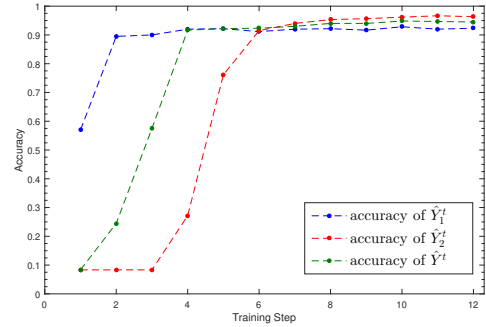


Fig. 3. Accuracy of TSC+CDAN on $A \rightarrow W$ in office-31

Evaluation on Office-31. The accuracy results evaluated on Office-31 are shown in Table II. It can be seen that our TSC framework with CDAN as M_T significantly outperforms all the previous works on most of DA tasks. In particular, our TSC+DANN and TSC+CDAN bring relative increments of 1.2% and 2.3% for average accuracy over DANN and CDAN, respectively. Note that, even though our TSC+DANN outperforms DANN significantly, we have poor performances on the tasks $A \rightarrow W$, $A \rightarrow D$, $D \rightarrow A$, and $W \rightarrow A$ comparing with the most recent state-of-the-art methods. The reason is that it is difficult to reach a good and steady performance for teacher network M_T using DANN. Taking task $A \rightarrow W$ as an example in Fig. 3, we can observe that the accuracy of M_T (DANN) drops significantly after it reaches its peak at the early stage. With a lower performance of M_T at the later stage, it is harder for our competition module to choose credible pseudo-labels for the training of M_S , since both M_T and M_S present poor performances.



(a) TSC+DANN (M_T)



(b) TSC+CDAN (M_T)

Fig. 4. Pseudo-labeling accuracy comparison on task $P \rightarrow C$ in ImageCLEF-DA. (a) M_T is DANN; (b) M_T is CDAN.

C. Pseudo-labeling Accuracy

To verify the effectiveness of our competition module during training, Fig. 4 illustrates three kinds of pseudo-label accuracy curve, i.e. \hat{Y}_1^t from M_T , \hat{Y}_2^t from M_S , and \hat{Y}^t from the competition module. Since the training of M_T is independent of M_S , so blue curves in Fig. 4(a) and Fig. 4(b) show the performance fluctuations of DANN and CDAN as the training goes.

At the early stage of the training process, we can observe that M_S tends to converge to a single category with low accuracy. The reason is that most prediction probabilities of

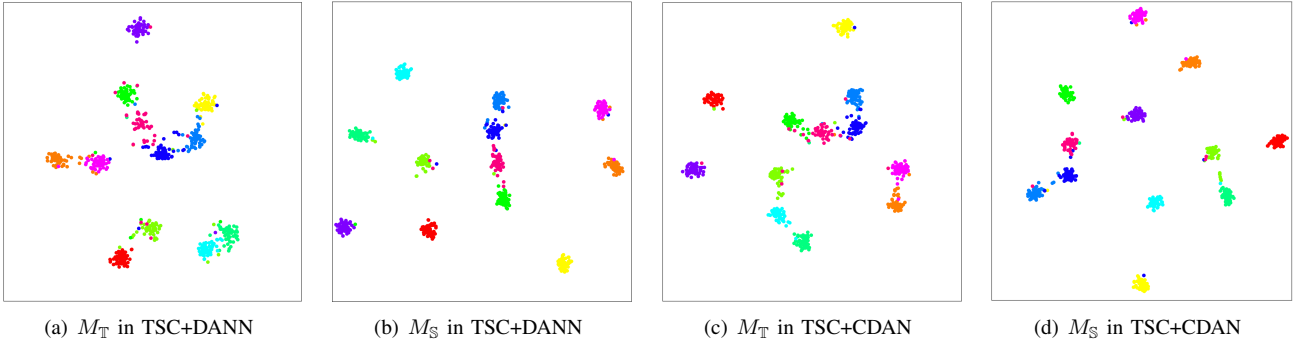


Fig. 5. The t-SNE visualization of target features on task $\mathbf{P} \rightarrow \mathbf{C}$ in ImageCLEF-DA. Different colors represent different categories (best viewed in color). (a) M_T is DANN in TSC+DANN. (b) M_S in TSC+DANN. (c) M_T is CDAN in TSC+CDAN. (d) M_S in TSC+CDAN.

M_T are too low to surmount the threshold T_p , so priority to M_T works weakly when selecting the winning pseudo-labels. Therefore, under the main rule of fair competition, the ignorant M_S dominate the competition module, utilizing almost all of its own target predictions to supervise its training so early that it gets stuck with poor performance. As the training goes on, the priority to M_T is activated when the prediction probabilities of M_T increase over T_p . So the accuracy of winning pseudo-label goes up with the hoist of M_T , helping M_S out of the trap of convergent low accuracy. As the training goes further, the strategy of priority to M_T dies away as T_p approach to 1. It is shown that the accuracy curve of winning pseudo-label surpasses M_T . And M_S also surpasses M_T with the guidance of winning pseudo-label when M_S trains. We can see that the competition mechanism does select more accurate pseudo-labels than M_T itself to constrain the learning process of M_S .

At the later stage of learning, the performance of M_S climbs to top and exceeds to the winning pseudo-label line. On the beneficial aspect, it means that the pseudo-labels generated by our target-specific classifier M_S are more accurate than not only M_T but also winning pseudo-labels from competition mechanism even if some of them fail in the competition. On the bad aspect, we train M_S with the supervision of winning pseudo-labels that has lower accuracy than M_S itself, which preserves M_S from improving performance further. How to break this dilemma and improve performance further is the challenge in our further work.

D. Feature Visualization

Taking task $\mathbf{P} \rightarrow \mathbf{C}$ (12 classes) as an example in Fig. 5, we utilize t-SNE [40] to visualize the target feature representations learned by M_T and its corresponding M_S . Note that, the visualized results of M_T and M_S in TSC+DANN are shown in Fig. 5(a) and Fig. 5(b) respectively, and the visualized results of M_T and M_S in TSC+CDAN are shown in Fig. 5(c) and Fig. 5(d) respectively. No matter when M_T is DANN or CDAN, we can observe that a) Our M_S learns more discriminative representations, while some categories in M_T have been mixed up in the feature space. b) The 12 clusters formed by the features generated from M_S are more

compact and have more clear inter-class boundaries. c) M_S has less classified flase samples compared to M_T . All of these show that our M_S can learn more discriminative target feature representations and modify the source-biased feature space in M_T to get a more unbiased feature space in M_S .

V. CONCLUSION

To alleviate the source biased problem in conventional UDA methods, this paper presents unsupervised domain adaptation approach with Teacher-Student competition (TSC). It introduces a student network to learn a target-specific feature space and a teacher network with the structure of existing conventional UDA method to provide target pseudo-labels as reference. To select more credible pseudo-labels for the training of student network, a novel competition mechanism is designed. Both teacher and student network compete to provide target pseudo-labels to constrain every target sample's training in student network. Extensive experiments implemented on Office-31 and ImageCLEF-DA benchmarks demonstrate that (i) our proposed TSC significantly outperforms the state-of-the-art domain adaptation methods, and (ii) more separable target feature space can be achieved by introducing our competition model to tackle the source-bias problem. However, we set the threshold T_p as a hyper parameter manually and experimentally in this paper, which is not flexible enough and limits the performance to improve further. In the future work, we consider to design it dynamically and smoothly.

ACKNOWLEDGMENT

This work is supported by the National Natural Science Foundation of China (No. 61503277) and the Tianjin Municipal Science and Technology Project (No. 19ZXZNGX00030). It is also partially supported by the joint research project with China Automotive Technology and Research Center.

REFERENCES

- [1] R. Gopalan, R. Li, and R. Chellappa, "Domain adaptation for object recognition: An unsupervised approach," in *2011 international conference on computer vision*. IEEE, 2011, pp. 999–1006. 1, 2
- [2] A. Torralba and A. A. Efros, "Unbiased look at dataset bias," in *CVPR 2011*. IEEE, 2011, pp. 1521–1528. 1, 2

- [3] K. M. Borgwardt, A. Gretton, M. J. Rasch, H.-P. Kriegel, B. Schölkopf, and A. J. Smola, "Integrating structured biological data by kernel maximum mean discrepancy," *Bioinformatics*, vol. 22, no. 14, pp. e49–e57, 2006. 1, 2
- [4] M. Long, Y. Cao, J. Wang, and M. Jordan, "Learning transferable features with deep adaptation networks," in *International Conference on Machine Learning*, 2015, pp. 97–105. 1, 2, 5, 6
- [5] M. Long, H. Zhu, J. Wang, and M. I. Jordan, "Deep transfer learning with joint adaptation networks," in *Proceedings of the 34th International Conference on Machine Learning-Volume 70*. JMLR. org, 2017, pp. 2208–2217. 1, 2, 5, 6
- [6] H. Yan, Y. Ding, P. Li, Q. Wang, Y. Xu, and W. Zuo, "Mind the class weight bias: Weighted maximum mean discrepancy for unsupervised domain adaptation," in *Proceedings of the IEEE Conference on Computer Vision and Pattern Recognition*, 2017, pp. 2272–2281. 1, 2
- [7] F. Zhuang, X. Cheng, P. Luo, S. J. Pan, and Q. He, "Supervised representation learning: Transfer learning with deep autoencoders," in *Twenty-Fourth International Joint Conference on Artificial Intelligence*, 2015. 1, 2
- [8] S. Ben-David, J. Blitzer, K. Crammer, A. Kulesza, F. Pereira, and J. W. Vaughan, "A theory of learning from different domains," *Machine learning*, vol. 79, no. 1-2, pp. 151–175, 2010. 1, 2
- [9] J. Shen, Y. Qu, W. Zhang, and Y. Yu, "Wasserstein distance guided representation learning for domain adaptation," in *Thirty-Second AAAI Conference on Artificial Intelligence*, 2018. 1, 2
- [10] J. Lee and M. Raginsky, "Minimax statistical learning with wasserstein distances," in *Advances in Neural Information Processing Systems*, 2018, pp. 2687–2696. 1, 2
- [11] C.-Y. Lee, T. Batra, M. H. Baig, and D. Ulbricht, "Sliced wasserstein discrepancy for unsupervised domain adaptation," in *Proceedings of the IEEE Conference on Computer Vision and Pattern Recognition*, 2019, pp. 10285–10295. 1, 2
- [12] W. Zellinger, T. Grubinger, E. Lughofer, T. Natschlager, and S. Saminger-Platz, "Central moment discrepancy (cmd) for domain-invariant representation learning," *arXiv preprint arXiv:1702.08811*, 2017. 1, 2
- [13] G. Kang, L. Jiang, Y. Yang, and A. G. Hauptmann, "Contrastive adaptation network for unsupervised domain adaptation," in *Proceedings of the IEEE Conference on Computer Vision and Pattern Recognition*, 2019, pp. 4893–4902. 1, 2
- [14] Y. Ganin and V. Lempitsky, "Unsupervised domain adaptation by backpropagation," in *International Conference on Machine Learning*, 2015, pp. 1180–1189. 1, 2, 3, 5, 6
- [15] E. Tzeng, J. Hoffman, K. Saenko, and T. Darrell, "Adversarial discriminative domain adaptation," in *Proceedings of the IEEE Conference on Computer Vision and Pattern Recognition*, 2017, pp. 7167–7176. 1, 2
- [16] M. Long, Z. Cao, J. Wang, and M. I. Jordan, "Conditional adversarial domain adaptation," in *Advances in Neural Information Processing Systems*, 2018, pp. 1640–1650. 1, 2, 3, 5, 6
- [17] S. Sankaranarayanan, Y. Balaji, C. D. Castillo, and R. Chellappa, "Generate to adapt: Aligning domains using generative adversarial networks," in *Proceedings of the IEEE Conference on Computer Vision and Pattern Recognition*, 2018, pp. 8503–8512. 1, 2, 5, 6
- [18] X. Chen, S. Wang, M. Long, and J. Wang, "Transferability vs. discriminability: Batch spectral penalization for adversarial domain adaptation," in *International Conference on Machine Learning*, 2019, pp. 1081–1090. 1, 2
- [19] Z. Pei, Z. Cao, M. Long, and J. Wang, "Multi-adversarial domain adaptation," in *Thirty-Second AAAI Conference on Artificial Intelligence*, 2018. 1, 2, 5, 6
- [20] Z. Cao, L. Ma, M. Long, and J. Wang, "Partial adversarial domain adaptation," in *Proceedings of the European Conference on Computer Vision (ECCV)*, 2018, pp. 135–150. 1, 2
- [21] B. Caputo and N. Patricia, "Imageclef 2014," <https://www.imageclef.org/2014/adaptation/>. 2, 5
- [22] K. Saenko, B. Kulis, M. Fritz, and T. Darrell, "Adapting visual category models to new domains," in *European conference on computer vision*. Springer, 2010, pp. 213–226. 2, 5
- [23] I. Goodfellow, J. Pouget-Abadie, M. Mirza, B. Xu, D. Warde-Farley, S. Ozair, A. Courville, and Y. Bengio, "Generative adversarial nets," in *Advances in neural information processing systems*, 2014, pp. 2672–2680. 2
- [24] K. Saito, Y. Ushiku, and T. Harada, "Asymmetric tri-training for unsupervised domain adaptation," in *Proceedings of the 34th International Conference on Machine Learning-Volume 70*. JMLR. org, 2017, pp. 2988–2997. 2
- [25] M. Chen, K. Q. Weinberger, and J. Blitzer, "Co-training for domain adaptation," in *Advances in neural information processing systems*, 2011, pp. 2456–2464. 2
- [26] S. Xie, Z. Zheng, L. Chen, and C. Chen, "Learning semantic representations for unsupervised domain adaptation," in *International Conference on Machine Learning*, 2018, pp. 5423–5432. 2
- [27] W. Zhang, W. Ouyang, W. Li, and D. Xu, "Collaborative and adversarial network for unsupervised domain adaptation," in *Proceedings of the IEEE Conference on Computer Vision and Pattern Recognition*, 2018, pp. 3801–3809. 2, 5, 6
- [28] S. Roy, A. Siarohin, E. Sangineto, S. R. Bulo, N. Sebe, and E. Ricci, "Unsupervised domain adaptation using feature-whitening and consensus loss," in *Proceedings of the IEEE Conference on Computer Vision and Pattern Recognition*, 2019, pp. 9471–9480. 2
- [29] Y. Pan, T. Yao, Y. Li, Y. Wang, C.-W. Ngo, and T. Mei, "Transferrable prototypical networks for unsupervised domain adaptation," in *The IEEE Conference on Computer Vision and Pattern Recognition (CVPR)*, June 2019. 2
- [30] X. Ma, T. Zhang, and C. Xu, "Gcan: Graph convolutional adversarial network for unsupervised domain adaptation," in *The IEEE Conference on Computer Vision and Pattern Recognition (CVPR)*, June 2019. 2
- [31] J. Liang, R. He, Z. Sun, and T. Tan, "Distant supervised centroid shift: A simple and efficient approach to visual domain adaptation," in *The IEEE Conference on Computer Vision and Pattern Recognition (CVPR)*, June 2019. 2
- [32] C. Chen, W. Xie, W. Huang, Y. Rong, X. Ding, Y. Huang, T. Xu, and J. Huang, "Progressive feature alignment for unsupervised domain adaptation," in *The IEEE Conference on Computer Vision and Pattern Recognition (CVPR)*, June 2019. 2
- [33] W.-G. Chang, T. You, S. Seo, S. Kwak, and B. Han, "Domain-specific batch normalization for unsupervised domain adaptation," in *The IEEE Conference on Computer Vision and Pattern Recognition (CVPR)*, June 2019. 2
- [34] Z. Deng, Y. Luo, and J. Zhu, "Cluster alignment with a teacher for unsupervised domain adaptation," in *Proceedings of the IEEE International Conference on Computer Vision*, 2019, pp. 9944–9953. 2, 5, 6
- [35] S. Laine and T. Aila, "Temporal ensembling for semi-supervised learning," *arXiv preprint arXiv:1610.02242*, 2016. 2
- [36] A. Tarvainen and H. Valpola, "Mean teachers are better role models: Weight-averaged consistency targets improve semi-supervised deep learning results," in *Advances in neural information processing systems*, 2017, pp. 1195–1204. 2
- [37] G. French, M. Mackiewicz, and M. Fisher, "Self-ensembling for visual domain adaptation," *arXiv preprint arXiv:1706.05208*, 2017. 2
- [38] K. He, X. Zhang, S. Ren, and J. Sun, "Deep residual learning for image recognition," in *Proceedings of the IEEE conference on computer vision and pattern recognition*, 2016, pp. 770–778. 5, 6
- [39] O. Russakovsky, J. Deng, H. Su, J. Krause, S. Satheesh, S. Ma, Z. Huang, A. Karpathy, A. Khosla, M. Bernstein *et al.*, "Imagenet large scale visual recognition challenge," *International journal of computer vision*, vol. 115, no. 3, pp. 211–252, 2015. 5
- [40] L. v. d. Maaten and G. Hinton, "Visualizing data using t-sne," *Journal of machine learning research*, vol. 9, no. Nov, pp. 2579–2605, 2008. 7