

# DIFER: Differentiable Automated Feature Engineering

Guanghai Zhu, \* Zhuoer Xu, \* Xu Guo, Chunfeng Yuan, Yihua Huang

National Key Laboratory for Novel Software Technology, Nanjing University, Nanjing 210023, China  
{ganghui.zhu, zhuoer.xu, guoxu}@smail.nju.edu.cn, {cfyuan, yhuang}@nju.edu.cn

## Abstract

Feature engineering, a crucial step of machine learning, aims to extract useful features from raw data to improve data quality. In recent years, great efforts have been devoted to Automated Feature Engineering (AutoFE) to replace expensive human labor. However, existing methods are computationally demanding due to treating AutoFE as a coarse-grained black-box optimization problem over a discrete space. In this work, we propose an efficient gradient-based method called DIFER to perform differentiable automated feature engineering in a continuous vector space. DIFER selects potential features based on evolutionary algorithm and leverages an encoder-predictor-decoder controller to optimize existing features. We map features into the continuous vector space via the encoder, optimize the embedding along the gradient direction induced by the predicted score, and recover better features from the optimized embedding by the decoder. Extensive experiments on classification and regression datasets demonstrate that DIFER can significantly improve the performance of various machine learning algorithms and outperform current state-of-the-art AutoFE methods in terms of both efficiency and performance.

## Introduction

More data beats clever algorithms, but better data beats more data. Feature engineering, the process of extracting features from raw data, plays a crucial role in machine learning. The quality of extracted features directly determines the performance of the machine learning algorithm. Unfortunately, it is a challenging task to extract useful features. Feature engineering requires considerable expert knowledge and experience in the given problem domain. Additionally, huge computational resources are needed to evaluate whether the features are useful according to a specific criterion.

In recent years, the solutions to automate the manual process of feature engineering have received more and more attention. Specifically, Automated Feature Engineering (AutoFE) employs a strategy instead of human experts to search for useful features. The search space is composed of features generated by applying transformation functions, such as arithmetic operators, to the raw features. For example, the

*expansion-reduction* algorithm (Kanter and Veeramachaneni 2015; Lam et al. 2017) first expands the candidate feature set using all transformation functions and then performs feature selection by evaluating the performance improvement for each candidate feature. Despite its remarkable performance, enumerating the entire feature space leads to an exponential increase in the number of feature evaluations, limiting the scalability of the algorithm. Practical AutoFE solutions require a performance-driven and efficient search strategy to reduce the number of feature evaluations. LFE (Nargesian et al. 2017) recommends promising transformation functions for each raw feature based on MLP. TransGraph (Khurana, Samulowitz, and Turaga 2018) trains a Q-learning agent to decide which transformation function is applied to the entire dataset. NFS (Chen et al. 2019) generates a feature transformation sequence for each raw feature under the guidance of an RNN controller trained with policy gradient (Sutton et al. 2000). Although several learning-based approaches have been proposed to improve search efficiency, the fundamental challenge of scalability remains. An inherent cause of inefficiency is the fact that AutoFE is treated as a coarse-grained black-box optimization problem over a discrete space.

Inspired by the recent work NAO (Luo et al. 2018) and DARTS (Liu, Simonyan, and Yang 2018) for differentiable neural architecture search, we propose a gradient-based approach called DIFER (Differentiable automated Feature EngineerRing), which can efficiently generate useful features. Instead of searching directly in the discrete space, we encode features into a continuous vector space and perform gradient-based optimization in the continuous space. Then, the optimized vectors are decoded as better features. The differentiable algorithm requires fewer feature evaluations and thus has higher efficiency. Moreover, DIFER is much more fine-grained to perform transformation functions on each raw feature rather than the entire dataset.

Specifically, we leverage an encoder-predictor-decoder framework as the controller. Similar to the seq-to-seq learning (Sutskever, Vinyals, and Le 2014), we use the encoder and the decoder to learn the bijection between the discrete feature space and the continuous vector space. Thus, constructing better features is equivalent to generating better embedding in the continuous vector space. Then, the predictor takes the feature embedding as input, predicts its score,

\*Co-first authors with equal contributions.

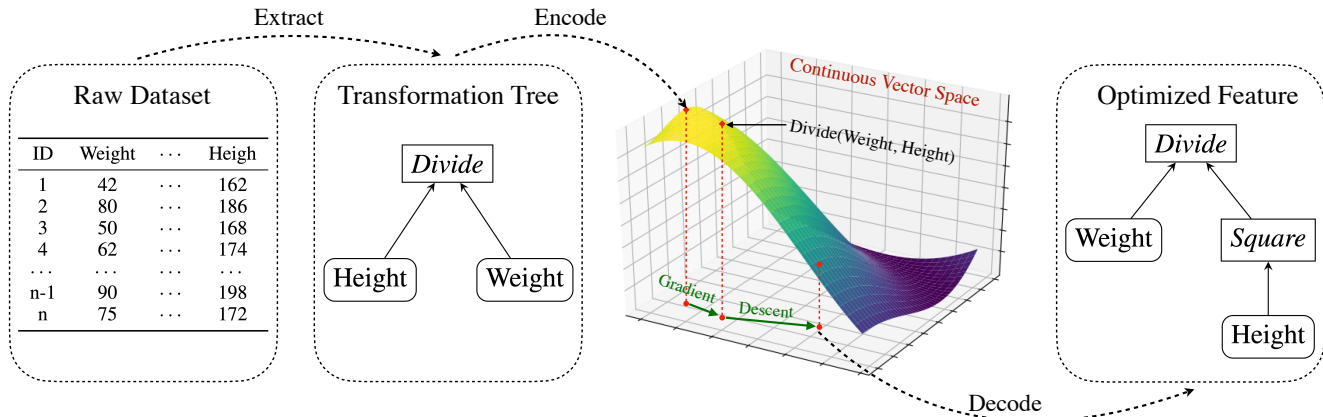


Figure 1: Workflow of DIFER

and directly optimizes the embedding multiple times by gradient descent to get a better feature after decoding. Furthermore, DIFER combines the controller with the evolutionary algorithm (Back 1996) to randomly extract initial features and search for better features iteratively.

As an example in Figure 1, consider the problem of classifying the health level based on raw features such as *Weight* and *Height*. We randomly generate a population of features and exploit the existing feature *Height / Weight* to construct more useful features. By applying gradient descent to its embedding, a new feature decoded from the optimized embedding is *Weight / Height*. It is a useless feature because its meaning is very similar to before. After several gradient descent steps, the new embedding is decoded as *Weight / Height<sup>2</sup>*, which is the *BMI* (Body Mass Index) feature.

We conduct extensive experiments on both regression and classification datasets to verify the effectiveness and efficiency of DIFER. Compared to the state-of-the-art AutoFE approach (Chen et al. 2019), DIFER achieves better performance on 20 out of 23 datasets with much fewer feature evaluations. The experimental results also demonstrate that DIFER is independent of machine learning algorithms. Furthermore, the experimental results with different maximum orders of transformations prove that the performance of DIFER continues to increase with the order of feature space.

To summarize, our main contributions can be highlighted as follows:

- We propose DIFER, a differentiable automated feature engineering method, to optimize the existing features by an encoder-predictor-decoder controller. To the best of our knowledge, DIFER is the first differentiable AutoFE approach to address the problem of feature explosion, which refers that the feature space grows exponentially with the number of raw features.
- Meanwhile, we integrate the evolutionary algorithm with the controller to extract initial features and search for better features iteratively.
- Extensive experimental results on various tasks reveal that DIFER is not only effective but also efficient. Com-

pared to the state-of-the-art AutoFE approach, DIFER can achieve significant improvement with much fewer computational resources.

## Related Work

By formalizing the feature design to apply transformation functions to raw features, feature engineering has gradually shifted from leveraging human knowledge to automatic methods, referred to as Automated Feature Engineering. The main challenge of AutoFE is the contradiction between limited resources and the considerable feature space. We cannot train a machine learner from scratch to accurately evaluate each new extracted feature. Efficient search strategies or low-calculation surrogate criteria are needed urgently to resolve this contradiction.

Rather than optimizing for the prediction performance criterion directly, FICUS (Markovitch and Rosenstein 2002) evaluates new features generated by beam search based on surrogate measures such as the information gain in a decision tree. Similarly, FCtree (Fan et al. 2010) also uses tree-based information-theoretic criteria to guide the search.

By imitating traditional manual feature engineering, the work presented in (Cheng et al. 2011) constructs features from semantic knowledge bases. However, it relies heavily on domain knowledge. Deep Feature Synthesis (DFS), the component of Data Science Machine (Kanter and Veeramachaneni 2015), first enumerates all transformation functions on all features and then performs feature selection directly based on the performance of machine learners trained using each extracted feature. Likewise, One Button Machine (Lam et al. 2017) also adopts this approach called the *expansion-reduction* algorithm. However, this exhaustive search approach suffers severe performance bottlenecks due to the enormous feature evaluation overhead. To avoid enumerating the entire feature space, Cognito (Khurana et al. 2016) introduces the notion of a tree-like exploration of transform space and presents handcrafted heuristics traversal strategies such as breadth-first search and depth-first search. However, heuristic strategies cannot learn from past experiences and thus has a low search efficiency.

For an efficient exploration of the feature space, learning-based AutoFE methods have been proposed. LFE (Nargesian et al. 2017) recommends the most likely useful transformation function for each raw feature but works only for classification tasks and does not allow for the composition of transformations. Based on Cognito (Khurana et al. 2016), TransGraph (Khurana, Samulowitz, and Turaga 2018) trains a Q-learning agent with historical information to substitute the heuristic strategies to decide which transformation function should be applied to the entire dataset. Due to the coarse-grained transformation, it is inefficient and suffers from the feature explosion problem.

Recently, neural architecture search (Ren et al. 2020) has aroused significant research interests from academia and industry. The reinforcement learning-based NAS method (Zoph and Le 2017) views the structure of a neural network as a variable-length string. Then, it uses a recurrent network as the controller to generate such strings and trains the controller with policy gradient (Sutton et al. 2000). This approach can be adopted into AutoFE. For instance, NFS (Chen et al. 2019), the current state-of-the-art AutoFE method, utilizes several RNN-based controllers to generate feature transformation sequences for each raw feature. To train the RNN controllers based on policy gradient (Sutton et al. 2000), the evaluation results of all sub-sequences are viewed as the rewards. However, enormous sequences to be evaluated result in substantial computational overhead. Most importantly, due to the side effects of converting the tree-structured feature to string series, NFS cannot generate features like  $\frac{A+B}{C-D}$ .

The efficiency problem also exists in NAS. Differentiable methods have been proposed to improve the computation efficiency of NAS. DARTS (Liu, Simonyan, and Yang 2018) relaxes the categorical choice to a softmax over all possible operations, leading to a differentiable learning objective. NAO (Luo et al. 2018) maps the discrete architecture space to a continuous hidden space by an encoder and a decoder and optimizes existing architectures in the continuous space by a predictor.

The differentiable NAS methods bring more inspiration to AutoFE. AutoFIS (Liu et al. 2020) employs DARTS to solve the problem of automated feature interaction selection in the FM algorithm (Rendle 2010). In this paper, we propose DIFER, a differentiable AutoFE method, under an encoder-predictor-decoder framework. DIFER can extract useful low-order and high-order features with much fewer feature evaluations.

## Methodology

In this section, we describe the proposed DIFER, a differentiable automated feature engineering method.

### Problem Formulation

Let  $D = \langle F, y \rangle$  be a dataset with a target vector  $y$  and  $d$  raw features  $F = \{f_1, \dots, f_d\}$ , where  $f_i \in \mathcal{R}^n$ . We denote the performance of the machine learning algorithm  $M$  that learned from  $D$  and measured by an evaluation metric  $L$  (e.g. F1-score or mean squared error) as  $L_M(F, y)$ . With

out loss of generality, the lower  $L_M$  indicates better performance.

Furthermore, we apply the composition of transformation functions  $t \in \mathcal{R}^n \times \dots \times \mathcal{R}^n \rightarrow \mathcal{R}^n$  to features for constructing new features. For example, we use the composition of the unary transformation function *square* and the binary transformation function *divide* to construct *BMI* by *divide* (*weight*, *square* (*height*)) with the raw features *weight* and *height*. We design a tree-like structure called *transformation tree* to represent extracted features (see Figure 2). The internal nodes indicate the transformation functions and the leaf nodes indicate the raw features. Figure 1 shows the transformation tree of *BMI*, and the height of the tree is called the *order* of the feature.

Let  $o$  denote the arity of the transformation function  $t$ , we extract a new feature  $f_i = t(f_{i_1}, \dots, f_{i_o})$ , where  $f_{i_j}$  denotes the  $j$ -th input of  $t$  to construct  $f_i$  for  $j \in \{1, \dots, o\}$ . Given a set of transformation functions with different arities  $T = \{t_1, \dots, t_m\}$ , we define the feature space  $F^T$  as follows: For  $\forall f_i \in F^T$ ,  $f_i$  satisfies any of the following conditions:

- $f_i \in F$
- $\exists t \in T, f_i = t(f_{i_1}, \dots, f_{i_o})$ , where  $f_{i_1}, \dots, f_{i_o} \in F^T$

Formally, let  $\alpha(f_i)$  denote the *order* of the feature  $f_i \in F^T$ ,  $\alpha(f_i)$  can be defined as:

$$\alpha(f_i) = \begin{cases} 1 + \max_j \alpha(f_{i_j}) & f_i = t(f_{i_1}, \dots, f_{i_o}) \\ 0 & f_i \in F \end{cases} \quad (1)$$

Therefore, the goal of automated feature engineering is to find the set of constructed features  $F^*$  that can achieve the best performance:

$$F^* = \arg \min_{\hat{F}} L_M(F \cup \hat{F}, y), \text{ s.t. } \hat{F} \subset F^T \quad (2)$$

In practice, we limit the order of features and search in a smaller feature space  $F_k^T = \{f \in F^T \mid \alpha(f) \leq k\}$  since the size of the original space is infinite (i.e.  $|F^T| = \aleph_0$ ). To eliminate the combinatorial explosion problem, we further prune the feature space by preserving only top features in  $F_k^T$  and use a greedy algorithm to search for the optimal combination in the pruned space. Thus, the problem can be decomposed into two steps:

1. Explore the entire feature space  $F_k^T$ , and search for top features  $F_{\text{top}} \subset F_k^T$  ranked by the performance  $L_M(F \cup \{f\}, y)$ , where  $f \in F_k^T$ .
2. Exploit the pruned space  $F_{\text{top}}$  to find the optimal combination of features  $F^* = \arg \min_{\hat{F}} L_M(F \cup \hat{F}, y)$ , s.t.  $\hat{F} \subseteq F_{\text{top}}$ .

### Controller of DIFER

The major component of DIFER is the controller consisting of the encoder  $\psi_e$ , the performance predictor  $\psi_p$ , and the decoder  $\psi_d$ .

*Input.* We employ reversible post-order traversal to convert the transformation tree  $f$  into a transformation string  $x$  and each string consists of several tokens. Let  $x_r$  denote

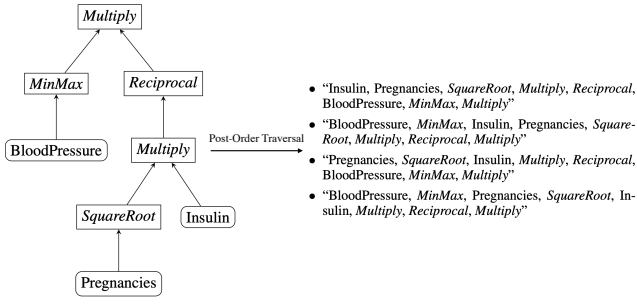


Figure 2: Example of the tree structure and equivalent post-order traversal strings of the feature  $\frac{\min\_max(\text{BloodPressure})}{\sqrt{\text{Pregnancies}^2} \cdot \text{Insulin}}$  generated by DIFER in *PimaIndian*

each token in the traversal string, where  $r \in \{1 \cdots |x|\}$ . The controller takes the traversal string  $x \in \mathcal{X}$  of the transformation tree  $f$  as input. Note that there is a one-to-many relationship between the transformation tree and the traversal string. Normally, due to the fixed arity of each transformation function, the transformation string can be recovered to the original tree. Meanwhile, as shown in Figure 2, when there are transformation functions whose input orders are meaningless (e.g.  $mul(a, b) == mul(b, a)$ ), the same transformation tree can be converted into multiple equivalent strings. This nature can be viewed as a way of data augmentation when training the controller.

**Encoder.** The encoder  $\psi_e \in \mathcal{X} \rightarrow \mathcal{E}$  maps the post-order traversal string  $x \in \mathcal{X}$  into a continuous space  $\mathcal{E}$ . We use the LSTM network (Hochreiter and Schmidhuber 1997) as the encoder, which can take variable-length sequences as input. Inspired by the message aggregation function in GNNs (Wu et al. 2020), we compute the sum  $e_x$  of all hidden states  $H_x = \{h_1, h_2, \dots, h_{|x|}\}$  of the LSTM and view it as the continuous representation of  $x$ . Compared to the average of all hidden states used in NAO (Luo et al. 2018),  $e_x$  also contains the information about the length of sequences just like the *sum* message aggregation function.

**Predictor.** The predictor  $\psi_p \in \mathcal{E} \rightarrow \mathcal{R}$  is a 5-layer fully-connected MLP. It maps the continuous representation  $e_x$  into its performance  $s_x$  measured by  $L_M(F \cup \{f\}, y)$ .

**Decoder.** We also employ a LSTM with the attention mechanism (Bahdanau, Cho, and Bengio 2015) as the decoder  $\psi_d \in \mathcal{E} \rightarrow \mathcal{X}$ , which takes  $e_x$  as the initial hidden state and all hidden states  $H_x$  in the encoder as the input of each timestamp.

**Output.** Finally, the decoder maps the embedding to the discrete feature space, and we can get the post-order traversal string of the optimized feature. According to the many-to-one relationship between the traversal string and the transformation tree, we can recover the transformation tree from the traversal string with no ambiguity.

## Training and Feature Optimization

A joint training strategy is proposed to train the whole controller. We use a unified loss function that takes both the performance prediction loss  $\mathcal{L}_{pp}$  and the structure reconstruction

loss  $\mathcal{L}_{rec}$  into account:

$$\mathcal{L} = \lambda \mathcal{L}_{pp} + \mathcal{L}_{rec} \quad (3)$$

where

$$\mathcal{L}_{pp} = \sum_x (s_x - \psi_p(\psi_e(x)))^2 \quad (4)$$

$$\mathcal{L}_{rec} = - \sum_x \sum_{r=1}^{|x|} \log P_{\psi_d}(x_r | \psi_e(x)) \quad (5)$$

In addition, we use an adaptive parameter  $\lambda \in \mathcal{R}^+$  to balance  $\mathcal{L}_{pp}$  and  $\mathcal{L}_{rec}$ . We warm up the controller in the first 5 epochs (Goyal et al. 2017) with  $\lambda == 1$  and then assign  $\lambda = \sum_{t=1}^5 \mathcal{L}_{rec} / \sum_{t=1}^5 \mathcal{L}_{pp}$ .

After the convergence of the controller, we directly optimize the feature embedding in the continuous space by gradient descent and then decode the optimized embedding into a new feature.

Starting from the extracted feature  $x$ , we optimize  $e_x$  to get a new embedding in the continuous space along the gradient direction induced by  $\psi_p$ :

$$e_{x'} = \sum_{h_r \in H_x} \left( h_r - \eta \frac{\partial \psi_p}{\partial h_r} \right) \quad (6)$$

However, due to the nature that a transformation tree  $f$  may have several equivalent post-order traversal strings  $X = \{x^{(1)}, x^{(2)}, \dots, x^{(n)}\}$ , the strings in  $X$  are highly similar in the continuous space. The neighborhood of  $X$  in the continuous space can be represented as follows:

$$\exists \epsilon, \forall x^{(i)} \in X, \|e_{x^{(i)}} - \frac{1}{n} \sum_{x^{(j)} \in X} e_{x^{(j)}}\|_2 \leq \epsilon \quad (7)$$

As shown in Figure 1,  $e_{x'}$  may still be in the neighborhood of  $X$  after gradient descent. Thus, we may get the same decoded transformation tree. NAO (Luo et al. 2018) brutally increases the learning rate  $\eta$  to solve this problem. However, a large learning rate would violate the preconditions of gradient descent, resulting in no guarantee that  $\psi_p(x + \Delta x) < \psi_p(x)$ . In fact, when performing gradient descent on the objective function  $\psi_p$ , the first-order Taylor polynomial is used:

$$\psi_p(x + \Delta x) = \psi_p(x) + \langle \nabla \psi_p(x), \Delta x \rangle + o(\Delta x) \quad (8)$$

where  $\Delta x = -\eta \cdot \nabla \psi_p(x)$ . The core to ensure that  $\psi_p$  decreases is the use of a small enough learning rate  $\eta$  to satisfy  $\lim_{\Delta x \rightarrow 0} o(\Delta x) = 0$ , so that

$$\psi_p(x + \Delta x) = \psi_p(x) - \eta \langle \nabla \psi_p(x), \nabla \psi_p(x) \rangle < \psi_p(x) \quad (9)$$

To address this problem, we propose a straightforward strategy. Specifically, we apply the process of optimization in Equation (6) multiple times with a small learning rate until we get new transformation trees. We refer to this process as feature optimization.

## Integration with Evolutionary Algorithm

So far, we have discussed the process of using existing features to construct new and better features. The problems of how to extract initial features, how many top features to select for evolution, and when should we stop remain.

Evolutionary Algorithm (Back 1996) is a heuristic-based approach to solve optimization problems. EA contains these key portions: *gene* of individuals, *fitness* and genetic operators, which includes two sub-steps: *crossover* and *mutation*.

---

### Algorithm 1 Differentiable Automated Feature Engineering

**Input:** Dataset  $D = \langle \{f_1, \dots, f_d\}, y \rangle$ , Transformation function set  $T = \{t_1, \dots, t_m\}$ , Max order  $k$ , ML algorithm  $M$ , Performance metric  $L$ , Evolutionary round  $N$

**Output:** Top feature set  $F_{\text{top}}$

- 1: Initialize  $F_{\text{cand}}$  by randomly sampling from  $F_k^T$
  - 2: Initialize  $S_{\text{cand}} = \{L_M(F \cup \{f\}, y) \mid f \in F_{\text{cand}}\}$
  - 3: Train controller  $C$  with  $\langle F_{\text{cand}}, S_{\text{cand}} \rangle$  by minimizing Equation (3)
  - 4: **for**  $i = 1, \dots, N$  **do**
  - 5:      $F_{\text{top}} = \{d \text{ features with highest score from } F_{\text{cand}}\}$
  - 6:      $F_m = \{\frac{d}{2} \text{ features mutated by applying Equation (6) to } F_{\text{top}} \text{ through } C\}$
  - 7:      $F' = \{\frac{d}{2} \text{ features randomly sampled from } F_k^T\} \cup F_m$
  - 8:      $F_{\text{cand}} = F_{\text{cand}} \cup F'$
  - 9:      $S_{\text{cand}} = S_{\text{cand}} \cup \{L_M(F \cup \{f\}, y) \mid f \in F'\}$
  - 10: **return**  $\{\text{top } d \text{ features in } F_{\text{cand}}\}$
- 

As shown in Algorithm 1, DIFER combines the controller with EA. We treat all features as individuals and the embedding in the continuous vector space as their *gene*. To get the *fitness* of individuals, we calculate the performance improvement of the ML algorithm for each feature. Besides, we replace *crossover* with random generation and use the controller to get *mutated* individuals by Equation (6). In each iteration, we mutate half of the individuals and randomly crossover the other half. When the controller is optimized to convergence, DIFER is a not heuristic-based but gradient-guided approach, which can efficiently infer better features in the continuous space  $\mathcal{E}$ .

## Experiments

In this section, we conduct extensive experiments on public datasets to answer the following questions:

- **RQ1:** How effective is the proposed DIFER approach?
- **RQ2:** How efficient is DIFER to explore the feature space?
- **RQ3:** Is DIFER still effective in the high-order feature space?
- **RQ4:** Can DIFER improve the performance of different machine learning algorithms?

## Experimental Settings

We use 23 public datasets from OpenML, UCI repository, and Kaggle. There are 13 classification (C) datasets and 10 regression (R) datasets that have various numbers of features (5 to 57) and instances (100 to 30000).

In all experiments, we set the max order  $k$  to 5 except in RQ3 and utilize 9 transformation functions as  $T$  totally:

- Unary transformation: *logarithm*, *square root*, *min-max normalization* and *reciprocal*
- Binary transformation: *addition*, *subtraction*, *multiplication*, *division* and *modulo*

To evaluate the performance of AutoFE, we use the metric  $1 - (\text{relative absolute error})$  (Shcherbakov et al. 2013) for the regression task and *f1-score* for the classification task. We employ 5-fold cross-validation to obtain the results. Except that different ML algorithms are used in RQ4, we utilize Random Forest as default in all experiments.

The same hyperparameters are used for all datasets, which can indicate that DIFER is robust to hyperparameters. We initialize a population of size 512 and search until the number of feature evaluations reaches the upper limit 4096. Both the encoder and the decoder are implemented as a one-layer LSTM, and the Dot-Product attention mechanism is used in the decoder. We choose the Adam (Kingma and Ba 2014) optimizer with default settings to train the controller. The number of epochs is up to 400, and the batch size is 128.

### Effectiveness of DIFER (RQ1)

In this subsection, we demonstrate the effectiveness of DIFER. Table 1 shows the comparison results between DIFER and the state-of-the-art and baseline methods, including (a) Base dataset: without any feature transformation; (b) Random: applying transformation functions to each raw feature randomly; (c) NFS: the state-of-the-art AutoFE method that achieves better performance than other existing approaches such as LFE (Nargesian et al. 2017) and TransGraph (Khurana, Samulowitz, and Turaga 2018). The experimental settings of these methods, such as the set of transformation functions, the max feature order, and the evaluation metrics are the same as DIFER. We can observe that:

- DIFER can handle datasets with various numbers of instances and features for both regression and classification tasks and achieve performance improvement on all datasets with an average of 10.65% over Base and an average of 8.71% over Random.
- The comparison results show that DIFER achieves the best performance in all but three cases. Although NFS greatly outperforms the baseline methods, DIFER still achieves an average improvement of 2.59% over it. For regression tasks, DIFER can even achieve maximum improvement of 11.42%.
- Even with an effective searching algorithm, NFS still reduces the feature space to mitigate the feature explosion. With the benefit of searching in the continuous vector space, DIFER addresses this problem while preserving

Dataset	Source	C/R	Instances	Features	Base	Random	NFS	DIFER
Openml_586	OpenML	R	1000	25	0.6617	0.6511	0.7401	<b>0.7683</b>
Openml_589	OpenML	R	1000	25	0.6484	0.6422	0.7141	<b>0.7727</b>
Openml_607	OpenML	R	1000	50	0.6344	0.6285	0.6870	<b>0.6918</b>
Openml_616	OpenML	R	500	50	0.5747	0.5714	0.5915	<b>0.6554</b>
Openml_618	OpenML	R	1000	50	0.6267	0.6167	0.6400	<b>0.6603</b>
Openml_620	OpenML	R	1000	25	0.6336	0.6178	0.6749	<b>0.7442</b>
Openml_637	OpenML	R	1000	25	0.5136	0.5268	0.5693	<b>0.6343</b>
Bikeshare DC	Kaggle	R	10886	11	0.8200	0.8436	0.9746	<b>0.9813</b>
Housing Boston	UCIrvine	R	506	13	0.4336	0.4446	<b>0.5013</b>	0.4944
Airfoil	UCIrvine	R	1503	5	0.4962	0.5733	0.6163	<b>0.6242</b>
PimaIndian	UCIrvine	C	768	8	0.7566	0.7566	0.7839	<b>0.7865</b>
SpectF	UCIrvine	C	267	44	0.7750	0.8277	0.8501	<b>0.8612</b>
German Credit	UCIrvine	C	1001	24	0.7410	0.7550	<b>0.7818</b>	0.7770
Ionosphere	UCIrvine	C	351	34	0.9233	0.9344	0.9516	<b>0.9517</b>
Credit Default	UCIrvine	C	30000	25	0.8037	0.8060	0.8049	<b>0.8096</b>
Messidor_features	UCIrvine	C	1150	19	0.6584	0.6878	0.7461	<b>0.7576</b>
Wine Quality Red	UCIrvine	C	999	12	0.5317	0.5641	<b>0.5841</b>	0.5824
Wine Quality White	UCIrvine	C	4900	12	0.4941	0.4930	0.5150	<b>0.5155</b>
SpamBase	UCIrvine	C	4601	57	0.9102	0.9237	0.9296	<b>0.9339</b>
Credit-a	UCIrvine	C	690	6	0.8377	0.8449	0.8652	<b>0.8653</b>
Fertility	UCIrvine	C	100	9	0.8530	0.8300	0.8700	<b>0.9098</b>
Hepatitis	UCIrvine	C	155	6	0.786	0.8300	0.8774	<b>0.8839</b>
Megawatt1	UCIrvine	C	253	37	0.8890	0.8973	0.9130	<b>0.9171</b>
Average Number of Feature Evaluations							160,000	<b>4,024</b>

Table 1: Comparing DIFER with the state-of-the-art and baseline AutoFE methods

the entire space, and achieves highly competitive performance even on large datasets *Credit Default* (with size  $30000 \times 25$ ) and *Bikeshare DC* (with size  $10886 \times 11$ ).

In summary, the proposed differentiable method DIFER is shown to be effective and outperforms the existing AutoFE methods.

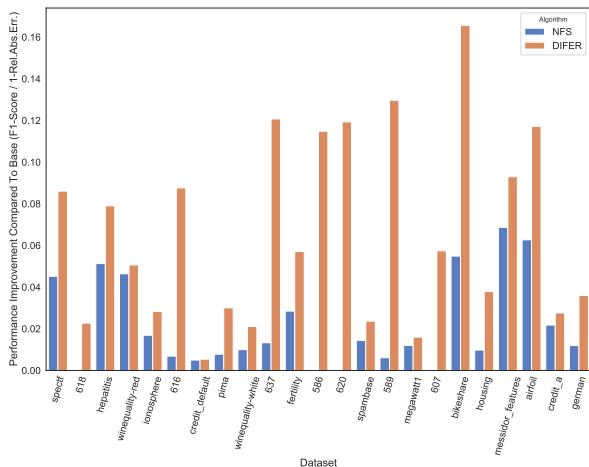


Figure 3: Comparison results between NFS and DIFER. The number of feature evaluations is limited to 3500.

### Efficiency of DIFER (RQ2)

In this subsection, we investigate whether DIFER is efficient to explore the feature space  $F_k^T$ .

As mentioned above, the main computational bottleneck of AutoFE is the process of feature evaluation. We use the number of feature evaluations to measure the computational cost. It is noteworthy that all experiments in Table 1 are conducted without the limitation of the computational resources. From the perspective of computational cost, DIFER achieves better results by using 40 times fewer feature evaluations than NFS.

Figure 3 shows the comparison results between NFS and DIFER with a limited number of feature evaluations. The advantage of DIFER is more evident in achieving the improvement with an average of 6.89%, doubling the improvement in Table 1.

In summary, the experimental results show that DIFER can save dozens of times the computational overhead and still achieve significant improvement over the existing state-of-the-art. The fact that DIFER is a gradient-based approach for differentiable AutoFE makes it more efficient than the existing methods that search in the discrete space.

### Effectiveness of High-Order Features (RQ3)

In this subsection, we discuss the ability of DIFER to explore the high-order feature space. We conduct two experiments:

1. Analyze the features generated by DIFER and investigate

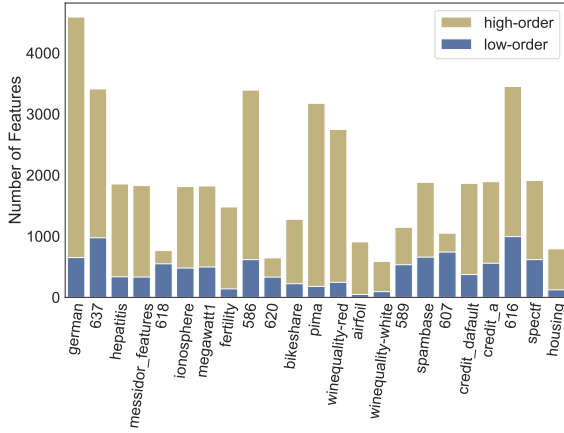


Figure 4: Proportion of Low/High Order Features generated by DIFER

whether DIFER can indeed search for the high-order features.

2. Choose the max order  $k$  from 0 to 6, where  $k = 0$  means the base dataset without feature transformation. Then, we analyze the performance curve concerning the max order.

We define the features, whose order is less than  $k/2$ , as low-order features. Figure 4 shows the number of low/high-order features generated for each dataset by DIFER. High-order features take a considerable average proportion of 80.9%, confirming that DIFER exploits the entire feature space  $F_k^T$  instead of its subspace  $F_i^T$  where  $i < k$ .

Besides, we choose five representative datasets from a variety of domains, normalize the performance of DIFER for each dataset, plot the performance curve to the max order in Figure 5, and draw the following conclusions:

- The overall performance of DIFER stably increases as we increase the max order  $k$ , but overly complex features will not necessarily bring significant improvement. The majority of datasets have been found the max performance improvement with  $k = 5$ .
- For most datasets, sufficient improvement can be already achieved with  $k = 2$ . Considering that the complexity of constructing features increases linearly with the order, there is no need to set an excessively large max order in practical applications.

The experimental results confirm the effectiveness of DIFER in exploring the high-order feature space. In other words, DIFER can exploit the entire feature space and increase the performance with the max order.

#### Different Machine Learning Algorithms (RQ4)

In this subsection, we investigate whether DIFER is general for different machine learning algorithms. We use Random Forest in the above experiments. Next, we utilize other commonly-used algorithms, including:

- LassoRegression (Tibshirani 1996) and LinearSVR (Smola and Schölkopf 2004) for regression tasks.

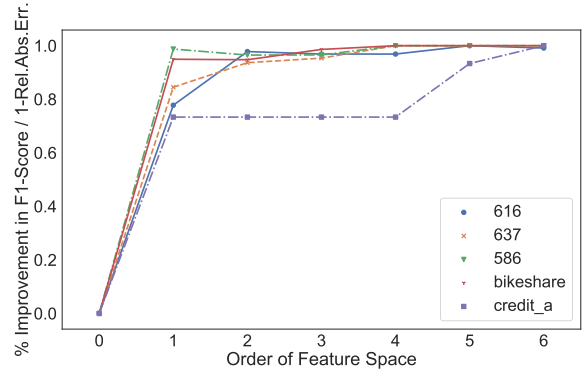


Figure 5: Effect of High-Order Feature Space

Task	Algorithm	Avg Impr	Min/Max Impr
C	LogisticRegression	5.94%	1.01% / 15.94%
	LinearSVC	13.98%	3.17% / 22.32%
R	LassoRegression	14.59%	1.22% / 66.66%
	LinearSVR	32.74%	13.21% / 96.98%

Table 2: Statistics on Performance of DIFER with Different Machine Learning Algorithms on Classification (C) and Regression (R) tasks. The metrics for classification and regression tasks are F1-Score and Relative Absolute Error.

- LogisticRegression (Hosmer Jr, Lemeshow, and Sturdivant 2013) and LinearSVC (Cortes and Vapnik 1995) for classification tasks.

We conduct experiments on all datasets, and the performance statistics are displayed in Table 2. Compared to Base, DIFER achieves significant improvement under different algorithms. Besides, DIFER makes the SVM (i.e., LinearSVC and LinearSVR) the best one for both classification and regression tasks. LinearSVR with DIFER even achieves an average improvement of 32.74% across the 23 datasets and a max improvement of 96.98% in *Airfoil*.

The results demonstrate that DIFER is independent of machine learning algorithms and can achieve excellent performance improvement with different algorithms.

### Conclusion and Future Work

In this work, we proposed DIFER to perform differentiable automated feature engineering. DIFER combines the encoder-predictor-decoder controller with evolutionary algorithm to efficiently search for features in the continuous vector space rather than exploring the discrete feature space. The experimental results show that DIFER is effective on both regression and classification tasks and can outperform the existing state-of-the-art AutoFE methods in terms of both prediction performance and computational efficiency.

For future work, we plan to automatically derive feature types and search for appropriate transformation functions based on their types. Additionally, we plan to propose AutoFE methods in semi-supervised learning scenarios.

## References

- Back, T. 1996. *Evolutionary algorithms in theory and practice: evolution strategies, evolutionary programming, genetic algorithms*. Oxford university press.
- Bahdanau, D.; Cho, K.; and Bengio, Y. 2015. Neural machine translation by jointly learning to align and translate. In *3rd International Conference on Learning Representations, ICLR 2015*.
- Chen, X.; Lin, Q.; Luo, C.; Li, X.; Zhang, H.; Xu, Y.; Dang, Y.; Sui, K.; Zhang, X.; Qiao, B.; et al. 2019. Neural Feature Search: A Neural Architecture for Automated Feature Engineering. In *2019 IEEE International Conference on Data Mining (ICDM)*, 71–80. IEEE.
- Cheng, W.; Kasneci, G.; Graepel, T.; Stern, D.; and Herbrich, R. 2011. Automated feature generation from structured knowledge. In *Proceedings of the 20th ACM international conference on Information and knowledge management*, 1395–1404.
- Cortes, C.; and Vapnik, V. 1995. Support-vector networks. *Machine learning* 20(3): 273–297.
- Fan, W.; Zhong, E.; Peng, J.; Verscheure, O.; Zhang, K.; Ren, J.; Yan, R.; and Yang, Q. 2010. Generalized and heuristic-free feature construction for improved accuracy. In *Proceedings of the 2010 SIAM International Conference on Data Mining*, 629–640. SIAM.
- Goyal, P.; Dollár, P.; Girshick, R.; Noordhuis, P.; Wesolowski, L.; Kyrola, A.; Tulloch, A.; Jia, Y.; and He, K. 2017. Accurate, large minibatch sgd: Training imagenet in 1 hour. *arXiv preprint arXiv:1706.02677*.
- Hochreiter, S.; and Schmidhuber, J. 1997. Long short-term memory. *Neural computation* 9(8): 1735–1780.
- Hosmer Jr, D. W.; Lemeshow, S.; and Sturdivant, R. X. 2013. *Applied logistic regression*, volume 398. John Wiley & Sons.
- Kanter, J. M.; and Veeramachaneni, K. 2015. Deep feature synthesis: Towards automating data science endeavors. In *2015 IEEE international conference on data science and advanced analytics (DSAA)*, 1–10. IEEE.
- Khurana, U.; Nargesian, F.; Samulowitz, H.; Khalil, E.; and Turaga, D. 2016. Automating feature engineering. *Transformation* 10(10): 10.
- Khurana, U.; Samulowitz, H.; and Turaga, D. 2018. Feature engineering for predictive modeling using reinforcement learning. In *Thirty-Second AAAI Conference on Artificial Intelligence*.
- Kingma, D.; and Ba, J. 2014. Adam: A Method for Stochastic Optimization. *International Conference on Learning Representations*.
- Lam, H. T.; Thiebaut, J.-M.; Sinn, M.; Chen, B.; Mai, T.; and Alkan, O. 2017. One button machine for automating feature engineering in relational databases. *arXiv preprint arXiv:1706.00327*.
- Liu, B.; Zhu, C.; Li, G.; Zhang, W.; Lai, J.; Tang, R.; He, X.; Li, Z.; and Yu, Y. 2020. AutoFIS: Automatic Feature Interaction Selection in Factorization Models for Click-Through Rate Prediction. *arXiv preprint arXiv:2003.11235*.
- Liu, H.; Simonyan, K.; and Yang, Y. 2018. DARTS: Differentiable Architecture Search. In *International Conference on Learning Representations*.
- Luo, R.; Tian, F.; Qin, T.; Chen, E.; and Liu, T.-Y. 2018. Neural architecture optimization. In *Advances in neural information processing systems*, 7816–7827.
- Markovitch, S.; and Rosenstein, D. 2002. Feature generation using general constructor functions. *Machine Learning* 49(1): 59–98.
- Nargesian, F.; Samulowitz, H.; Khurana, U.; Khalil, E. B.; and Turaga, D. S. 2017. Learning Feature Engineering for Classification. In *IJCAI*, 2529–2535.
- Ren, P.; Xiao, Y.; Chang, X.; Huang, P.-Y.; Li, Z.; Chen, X.; and Wang, X. 2020. A Comprehensive Survey of Neural Architecture Search: Challenges and Solutions. *arXiv preprint arXiv:2006.02903*.
- Rendle, S. 2010. Factorization machines. In *2010 IEEE International Conference on Data Mining*, 995–1000. IEEE.
- Shcherbakov, M. V.; Brebels, A.; Shcherbakova, N. L.; Tyukov, A. P.; Janovsky, T. A.; and Kamaev, V. A. 2013. A survey of forecast error measures. *World Applied Sciences Journal* 24(24): 171–176.
- Smola, A. J.; and Schölkopf, B. 2004. A tutorial on support vector regression. *Statistics and computing* 14(3): 199–222.
- Sutskever, I.; Vinyals, O.; and Le, Q. V. 2014. Sequence to sequence learning with neural networks. In *Advances in neural information processing systems*, 3104–3112.
- Sutton, R. S.; McAllester, D. A.; Singh, S. P.; and Mansour, Y. 2000. Policy gradient methods for reinforcement learning with function approximation. In *Advances in neural information processing systems*, 1057–1063.
- Tibshirani, R. 1996. Regression shrinkage and selection via the lasso. *Journal of the Royal Statistical Society: Series B (Methodological)* 58(1): 267–288.
- Wu, Z.; Pan, S.; Chen, F.; Long, G.; Zhang, C.; and Philip, S. Y. 2020. A comprehensive survey on graph neural networks. *IEEE Transactions on Neural Networks and Learning Systems*.
- Zoph, B.; and Le, Q. V. 2017. Neural architecture search with reinforcement learning. In *ICLR 2017*.