

Strongly-Interacting Bosons in a Two-Dimensional Quasicrystal Lattice

Ronan Gautier,¹ Hepeng Yao,¹ and Laurent Sanchez-Palencia¹

¹CPHT, CNRS, Ecole Polytechnique, IP Paris, F-91128 Palaiseau, France

(Dated: December 8, 2021)

Quasicrystals exhibit exotic properties inherited from the self-similarity of their long-range ordered, yet aperiodic, structure. The recent realization of optical quasicrystal lattices paves the way to the study of correlated Bose fluids in such structures, but the regime of strong interactions remains largely unexplored, both theoretically and experimentally. Here, we determine the quantum phase diagram of two-dimensional correlated bosons in an eightfold quasicrystal potential. Using large-scale quantum Monte Carlo calculations, we demonstrate a superfluid-to-Bose glass transition and determine the critical line. Moreover, we show that strong interactions stabilize Mott insulator phases, some of which have spontaneously broken eightfold symmetry. Our results are directly relevant to current generation experiments and, in particular, drive prospects to the observation of the still elusive Bose glass phase in two dimensions and exotic Mott phases.

Quasicrystals are a fascinating state of matter, characterized by long-range, although nonperiodic, order. Such exotic structures may be realized by the continuous tiling of space using sets of irreducible unit cells arranged aperiodically [1, 2] or as incommensurable projections of periodic lattices in higher dimensions [3]. Such structures spontaneously appear in the growth of certain alloys [4–6] or can be engineered in photonic [7–10] and ultracold-atom [11–13] systems. The hallmark of quasicrystalline order, i.e. sharp spots in reciprocal space with a rotation symmetry incompatible with discrete translation invariance, can then be characterized using Bragg [4, 14] or matterwave [15, 16] diffraction. Quasicrystals exhibit unique properties, inherited from structural self-similarity at all scales. It includes nontrivial topological order [17–21], Anderson-like localization [22, 23], as well as fractal properties of wave functions [24, 25], energy spectrums [8, 26–29], and phase diagrams [30]. So far, quasicrystals have been extensively studied in regard to solid-state physics [4–6], superconductivity [31], twisted bilayer graphene [32, 33], photonic structures [34–37], and ultracold quantum gases [15, 16, 23, 30, 38–52].

Quasiperiodic Bose fluids are particularly appealing due to the complex interplay of interactions, localization, and quasiperiodicity. Controlled quasicrystal potentials for atomic systems, free of defects and phonons, can be optically designed using laser fields arranged in various rotation symmetries [15, 38, 44]. Alternatively, quasicrystals can be engineered using long-range interactions, spin-orbit coupling, and cavity-mediated interactions [53–55]. Moreover interactions can be tuned in wide ranges [56–58], hence offering a unique playground. Ultracold atoms in one-dimensional (1D) quasiperiodic potentials have been extensively studied in the context of Anderson localization [23, 39, 40, 52], Bose glasses (BGs) [30, 39–43, 46, 48], and collective [45] and many-body [47, 49, 50] localization. In contrast, much less is known in higher dimensions. Recently, the emergence of quasiperiodic order [16] and localization of weakly interacting bosons [51] in a two-dimensional (2D) eightfold quasicrystal have been reported. The existence of a BG and the regime of strong interactions, however, remains largely unexplored. On the theoretical side, mean field phase diagrams

have been found using inhomogeneous Gutzwiller-like ansatz on simplified quasiperiodic graphs [59–61]. Such approaches are, however, mean field in nature and ignore the emergence of strong correlations close to critical points as well as a realistic connectivity of optical quasicrystals.

In this Letter, we study correlated 2D bosons in an eightfold rotationally symmetric quasicrystal potential. Using path integral Monte Carlo calculations, we find exact quantum phase diagrams, taking into account possibly strong interactions and the full quasicrystalline structure of the potential. For weak interactions, we find a superfluid (SF) and a BG phase, determined by the competition of interactions and localization. The SF order parameter shows a clear critical behavior, from which we extract the critical line in the interaction-quasicrystal amplitude diagram. In contrast, the compressibility shows a smooth crossover that is consistent with the compressible character of both phases. For strong-enough interactions, Mott lobes open within the BG phase due to the competition of particle repulsion, localization, and tunneling. In most cases, the total filling is a multiple of 8 which is consistent with the eightfold rotation symmetry of the potential. In some cases, however, we find a multiply-degenerated ground state manifold characterized by spontaneously broken rotation symmetry. We attribute this behavior to the suppression of double occupancy in pairs of nearby potential wells. Finally, we discuss experimental and theoretical prospects.

Model and single-particle properties.— We consider a 2D gas of N interacting bosons, of mass m , in a quasicrystal potential $V(\mathbf{r})$. It is governed by the Hamiltonian

$$\hat{H} = \sum_j \left[-\frac{\hbar^2}{2m} \nabla_j^2 + V(\hat{\mathbf{r}}_j) \right] + \sum_{j < k} U(\hat{\mathbf{r}}_j - \hat{\mathbf{r}}_k) \quad (1)$$

where $\hat{\mathbf{r}}_j$ is the position of the j th particle and U is a short-range repulsive two-body interaction term. The quasicrystal potential is chosen to be eightfold rotation symmetric and centered on $\mathbf{r} = 0$,

$$V(\mathbf{r}) = V_0 \sum_{k=1}^4 \cos^2(\mathbf{G}_k \cdot \mathbf{r}), \quad (2)$$

where V_0 is the potential amplitude and the quantities \mathbf{G}_k are the lattice vectors of four mutually incoherent standing waves oriented at the angles 0° , 45° , 90° , and 135° , respectively. The lattice vectors have norm $|\mathbf{G}_k| = \pi/a$. We use the lattice spacing a and the corresponding recoil energy $E_r = \pi^2 \hbar^2 / 2ma^2$ as the space and energy units, respectively [62]. The eightfold quasiperiodic potential (2) has been recently realized for a system of ultracold bosons in Refs. [16, 51].

The single-particle properties of the shallow 2D quasicrystal potential are qualitatively similar to its 1D counterpart (see, for instance, Refs. [29, 63–65]). The critical localization potential V_c is found from accurate finite-size scaling analysis of the inverse participation ratio for the single-particle ground state (IPR_0), using exact diagonalization [62]. It shows a sharp transition between an extended phase for $V < V_c$ and a localized phase for $V > V_c$. Using square quasicrystal lattices of linear sizes up to $L = 128a$, we find $V_c/E_r \simeq 1.76 \pm 0.01$ which is in good agreement with the result of Ref. [66] found using another approach (ground-state curvature). Moreover, we find the critical behavior $\text{IPR}_0 \sim (V - V_c)^\nu$ with the universal exponent $\nu \simeq 1/3$ [62].

We now turn to interacting bosons. In the low-energy s -wave scattering limit, the interaction potential $U(\mathbf{r})$ is fully characterized by the 2D scattering length a_{2D} . In practice, a quasi-2D Bose gas may be realized by strongly confining a 3D gas to zero point transverse oscillations. For a harmonic trap of angular frequency ω_\perp , it requires that the excitation energy exceed the chemical potential μ and the temperature T , $\hbar\omega_\perp \gg \mu, k_B T$, with k_B the Boltzmann constant. The 2D scattering length is then determined by its 3D counterpart and the characteristic transverse length $l_\perp = \sqrt{\hbar/m\omega_\perp}$ [67, 68],

$$a_{2D} \simeq 2.092 l_\perp \exp\left(-\sqrt{\frac{\pi}{2}} \frac{l_\perp}{a_{3D}}\right). \quad (3)$$

On the other hand, the interaction strength is characterized by the dimensionless mean field coupling constant \tilde{g} , such that the energy per particle in the homogenous gas is $E/N = \tilde{g} \times (\hbar^2 n / 2m)$, with n the 2D density. In 2D, the quantity \tilde{g} depends not only on a_{2D} but also on the chemical potential μ [57, 67–69]. Up to logarithmic accuracy, it may be conveniently written [62]

$$\tilde{g} \simeq \frac{1}{\tilde{g}_0^{-1} + (4\pi)^{-1} \ln(\Lambda E_r / \mu)}, \quad (4)$$

where $\Lambda \simeq 0.141$ is a numerical constant and

$$\tilde{g}_0 = \frac{2\pi}{\ln(a/a_{2D})}. \quad (5)$$

The quantity \tilde{g}_0 is the relevant interaction parameter we shall use in the following.

Weak interactions.— We start with weakly interacting bosons, $\tilde{g} \ll 1$. In this regime, the phase diagram results from the competition of localization and interactions, and the superfluid fraction f_s may serve as an order parameter. While the

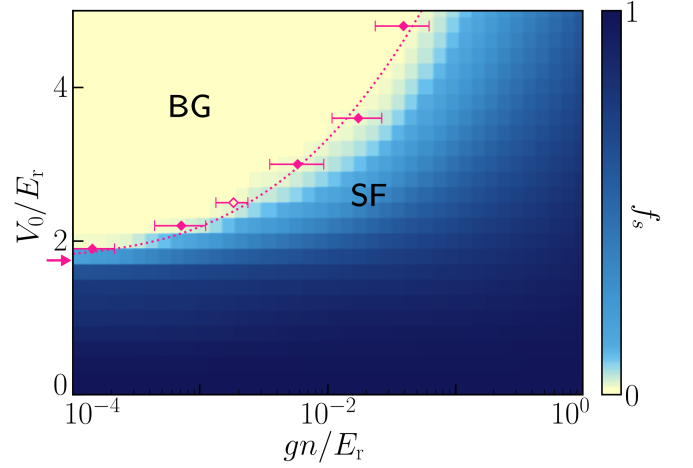


Figure 1. Phase diagram of the weakly interacting Bose gas in a 2D quasicrystal lattice. The mean field SF fraction f_s is shown in color scale for a system of linear size $L = 20a$. It exhibits a BG phase ($f_s = 0$, yellow) and a SF phase ($f_s > 0$, blue), separated by a narrow intermediate region. The exact critical line is found from QMC calculations at $\tilde{g}_0 = 0.03$ (pink points; the dotted line is a guide to the eye). The hollow pink point corresponds to the transition found in Fig. 3. The pink arrow indicates the single-particle critical point, $V_c \simeq 1.76E_r$.

quasicrystal potential tends to localize the bosons for $V > V_c$ and favor a BG phase ($f_s = 0$), the repulsive interactions tend to delocalize the bosons and restore superfluidity (SF, $f_s > 0$).

To determine the phase diagram, we first use a mean field approach. The ground-state dynamics of the Bose gas is then governed by the Gross-Pitaevskii equation (GPE)

$$\mu\psi = -\hbar^2 \nabla^2 \psi / 2m + V(\mathbf{r})\psi + gN|\psi|^2\psi \quad (6)$$

where $\psi(\mathbf{r})$ is the classical field and $g = (\hbar^2/m)\tilde{g}$ the dimensionful coupling constant, and we use the normalization condition $\int d\mathbf{r} |\psi(\mathbf{r})|^2 = 1$. Within the GPE, the mean field phase diagram is determined by only two universal dimensionless parameters, namely the potential amplitude V_0/E_r and the coupling coefficient gn/E_r . The field $\psi(\mathbf{r})$ is found using imaginary time evolution from an arbitrary state. It yields the total energy E and the chemical potential μ . The superfluid fraction is found from the boost approach using twisted boundary conditions,

$$f_s = \frac{2m}{\hbar^2 n} \lim_{\Theta \rightarrow 0} \frac{E_\Theta - E_0}{\Theta^2}, \quad (7)$$

where E_Θ is the energy for the phase difference Θ at opposite sides of the system [70, 71].

Figure 1 is the phase diagram of the weakly interacting Bose gas against V_0/E_r and gn/E_r . It shows two distinct regimes, separated by a sharp line (see details below). For low interactions and/or a strong quasicrystal potential, the mean field SF fraction vanishes and we find a BG phase (yellow region). Up to numerical accuracy, we find $f_s = 0$, except close to the separation line. For strong enough interactions and low

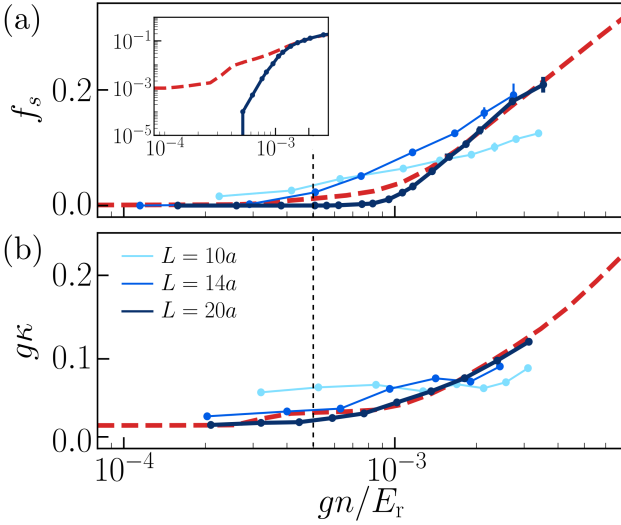


Figure 2. Interaction-driven BG-SF transition for $V_0 = 2.2E_r$. (a) SF fraction (semi log scale), with magnification of the critical region in inset (log-log scale), and (b) compressibility (semi log scale). The dashed red lines show the mean field GPE results for a system size $L = 20a$. The blue points and solid lines show the QMC results for a fixed interaction parameter, $\tilde{g}_0 = 0.03$, and increasing system sizes $L/a = 10, 14, 20$ (from light to dark blue). The dashed black line indicates the BG-SF critical point.

quasiperiodic potential, we find $f_s > 0$, corresponding to the SF phase (blue region). For $V_0 < V_c$, there is no localization and the Bose gas is always in the SF phase, although with $f_s < 1$, except in the limit of a vanishing quasicrystal potential, $V_0 \rightarrow 0$. As expected, the SF-BG transition coincides with the single-particle localization point in the limit of vanishing interactions, $gn \rightarrow 0$ (pink arrow). Increasing repulsive interactions compete with localization induced by the quasicrystal potential and the critical point is shifted toward higher potential strengths. An analogous effect has also been observed in 1D interacting Fermi gases [72].

While these results are compatible with a SF-BG phase transition, the critical line is smoothed out by mean field effects, see Fig. 2(a) (dashed red line). To locate the transition line accurately, we now turn to *ab initio* quantum Monte Carlo (QMC) calculations. Our algorithm relies on the continuous space, path integral representation, simulating the exact Eq. (1) Hamiltonian. The QMC configurations are efficiently sampled using the worm algorithm within the grand canonical ensemble [73, 74], and we use a generalized interaction propagator applicable to both weak and strong interactions [62]. We work at a vanishingly small temperature, $T = 0.0025E_r/k_B$ [75], and a fixed value of the interaction parameter, $\tilde{g}_0 = 0.03$. For such a small value, the μ -dependent term in Eq. (4) is negligible in our calculations and $\tilde{g} \simeq \tilde{g}_0 \ll 1$, corresponding to the weakly interacting regime. For each value of the potential amplitude V_0 , we then scan the chemical potential μ and determine the density n from the statistics of the QMC world lines. The SF fraction is deter-

mined as $f_s = \Upsilon/n$, where the SF stiffness Υ is computed using the winding number estimator with periodic boundary conditions [76].

The QMC results for the SF fraction are plotted versus the mean field interaction parameter gn on Fig. 2(a) for increasing system sizes (corresponding to darker blue lines). For a large enough system, the QMC results fit well the mean field GPE prediction except in the critical region. While the GPE result is smooth, the QMC results show a sharp transition from the BG phase ($f_s = 0$) to the SF phase ($f_s > 0$), see magnification in log-log scale in the inset of Fig. 2(a). Proceeding similarly for various amplitudes V_0 of the quasicrystal potential and still $\tilde{g}_0 = 0.03$, we determine the exact SF-BG critical line shown on Fig. 1 (see pink points; the dotted line is a guide to the eye). The QMC critical line fits well within the mean field crossover region. Hence, although criticality requires truly many-body effects, mean field calculations yield a reasonable estimate of the SF-BG transition.

We have also computed the compressibility $\kappa = \partial n / \partial \mu$ across the transition. Mean field and QMC results are plotted on Fig. 2(b), showing an excellent agreement for sufficiently large systems. In contrast to the SF fraction, the compressibility shows a smooth crossover from the BG phase to the SF phase which is consistent with the expectation that both are compressible phases. More precisely, the compressibility is progressively suppressed by localization all the way from the SF limit to the BG limit, with no signature of the critical point.

Strong interactions.— We now turn to strongly interacting bosons. In this case, the mean field GPE approach is no longer valid and we only rely on QMC calculations. We compute the superfluid fraction f_s and the compressibility κ as above, using the generalized interaction propagator [62]. Figure 3(a) shows the phase diagram against the interaction parameter \tilde{g}_0 and the chemical potential μ for the potential amplitude $V_0 = 2.5E_r > V_c$ and a square system of linear size $L = 20a$. For $\tilde{g}_0 \ll 1$, we recover the SF-BG phase transition discussed above. The critical point for $\tilde{g}_0 = 0.01$ is found at $\mu_c \simeq 4.03E_r$ and $gn_c \simeq 1.9 \times 10^{-3}E_r$, see Fig. 3(a) and the hollow pink points on Fig. 1. This behavior persists up to $\tilde{g}_0 \sim 0.06$. For stronger interactions, beyond mean field effects shift the critical point toward higher chemical potentials and, correspondingly, higher densities. Moreover, Mott lobes open (MI, purple-red regions). Figure 3(b) is a cut of the phase diagram at $\tilde{g}_0 = 5$, see black dashed line on Fig. 3(a). It shows a clear SF transition from $f_s = 0$ to $f_s > 0$ at $\mu_c \simeq 4.31E_r$. In the insulating phase ($f_s = 0$), we find a series of Mott plateaus characterized by a vanishing compressibility, $\kappa = L^{-2} \partial N / \partial \mu = 0$. We have checked that, consistently, the fluctuations of the total number of particles N exactly vanishes. These Mott lobes emerge due to large repulsive interactions, which localize the particles in the deepest wells, thus forming an incompressible insulator with integer fillings. Because of the eightfold rotational symmetry of the quasicrystal potential, the total number of particles is usually a multiple of 8, namely $N = 8, 16, 24, 40$, see numbers on Fig. 3(a). They progressively fill the lowest-energy potential wells, sketched

team for valuable support. This research was supported by the Paris region DIM-SIRTEQ. The numerical calculations were performed using HPC resources from GENCI-CINES (Grant 2019-A0070510300) and make use of the ALPS scheduler library and statistical analysis tools [85–87].

-
- [1] R. Penrose, *The role of aesthetics in pure and applied mathematical research*, Bull. Inst. Math. Appl. **10**, 266 (1974).
 - [2] B. Grünbaum and G. C. Shepard, *Tilings and patterns* (W. H. Freeman Publishers, San Francisco, 1987).
 - [3] M. Senechal, *Quasicrystals and geometry* (Cambridge University press, UK, 1995).
 - [4] D. Shechtman, I. Blech, D. Gratias, and J. W. Cahn, *Metallic phase with long-range orientational order and no translational symmetry*, Phys. Rev. Lett. **53**, 1951 (1984).
 - [5] W. Steurer, *Twenty years of structure research on quasicrystals. Part I. Pentagonal, octagonal, decagonal and dodecagonal quasicrystals*, Z. Kristallogr. Cryst. Mater. **219**, 391 (2004).
 - [6] W. Steurer, *Quasicrystals: What do we know? What do we want to know? What can we know?*, Acta Cryst. A **74**, 1 (2018).
 - [7] Z. V. Vardeny, A. Nahata, and A. Agrawal, *Optics of photonic quasicrystals*, Nat. Photonics **7**, 177 (2013).
 - [8] D. Tanese, E. Gurevich, F. Baboux, T. Jacqmin, A. Lemaître, E. Galopin, I. Sagnes, A. Amo, J. Bloch, and E. Akkermans, *Fractal energy spectrum of a polariton gas in a Fibonacci quasiperiodic potential*, Phys. Rev. Lett. **112**, 146404 (2014).
 - [9] F. Baboux, E. Levy, A. Lemaître, C. Gómez, E. Galopin, L. Le Gratiet, I. Sagnes, A. Amo, J. Bloch, and E. Akkermans, *Measuring topological invariants from generalized edge states in polaritonic quasicrystals*, Phys. Rev. B **95**, 161114 (2017).
 - [10] V. Goblot, A. Strkalj, N. Pernet, J. L. Lado, C. Dorow, A. Lemaître, L. L. Gratiet, A. Harouri, I. Sagnes, S. Ravets, et al., *Emergence of criticality through a cascade of delocalization transitions in quasiperiodic chains*, Nat. Phys. **16**, 832 (2020).
 - [11] L. Sanchez-Palencia and M. Lewenstein, *Disordered quantum gases under control*, Nat. Phys. **6**, 87 (2010).
 - [12] G. Modugno, *Anderson localization in Bose-Einstein condensates*, Rep. Prog. Phys. **73**, 102401 (2010).
 - [13] N. Macé, A. Jagannathan, and M. Duneau, *Quantum simulation of a 2D quasicrystal with cold atoms*, Crystals **6**, 124 (2016).
 - [14] D. Levine and P. J. Steinhardt, *Quasicrystals: A new class of ordered structures*, Phys. Rev. Lett. **53**, 2477 (1984).
 - [15] L. Sanchez-Palencia and L. Santos, *Bose-Einstein condensates in optical quasicrystal lattices*, Phys. Rev. A **72**, 053607 (2005).
 - [16] K. Viebahn, M. Sbroscia, E. Carter, J.-C. Yu, and U. Schneider, *Matter-wave diffraction from a quasicrystalline optical lattice*, Phys. Rev. Lett. **122**, 110404 (2019).
 - [17] L.-J. Lang, X. Cai, and S. Chen, *Edge states and topological phases in one-dimensional optical superlattices*, Phys. Rev. Lett. **108**, 220401 (2012).
 - [18] Y. E. Kraus and O. Zilberberg, *Topological equivalence between the Fibonacci quasicrystal and the Harper model*, Phys. Rev. Lett. **109**, 116404 (2012).
 - [19] Y. E. Kraus, Z. Ringel, and O. Zilberberg, *Four-dimensional quantum Hall effect in a two-dimensional quasicrystal*, Phys. Rev. Lett. **111**, 226401 (2013).
 - [20] A. Dareau, E. Levy, M. B. Aguilera, R. Bouganne, E. Akkermans, F. Gerbier, and J. Beugnon, *Revealing the topology of quasicrystals with a diffraction experiment*, Phys. Rev. Lett. **119**, 215304 (2017).
 - [21] H. Huang and F. Liu, *Quantum spin Hall effect and spin Bott index in a quasicrystal lattice*, Phys. Rev. Lett. **121**, 126401 (2018).
 - [22] S. Aubry and G. André, *Analyticity breaking and Anderson localization in incommensurate lattices*, Ann. Israel Phys. Soc. **3**, 133 (1980).
 - [23] G. Roati, C. D’Errico, L. Fallani, M. Fattori, C. Fort, M. Zaccanti, G. Modugno, M. Modugno, and M. Inguscio, *Anderson localization of a non-interacting Bose-Einstein condensate*, Nature (London) **453**, 895 (2008).
 - [24] B. Sutherland, *Critical electronic wave functions on quasiperiodic lattices: Exact calculation of fractal measures*, Phys. Rev. B **35**, 9529 (1987).
 - [25] H. Q. Yuan, U. Grimm, P. Repetowicz, and M. Schreiber, *Energy spectra, wave functions, and quantum diffusion for quasiperiodic systems*, Phys. Rev. B **62**, 15569 (2000).
 - [26] M. Kohmoto, *Metal-insulator transition and scaling for incommensurate systems*, Phys. Rev. Lett. **51**, 1198 (1983).
 - [27] C. Tang and M. Kohmoto, *Global scaling properties of the spectrum for a quasiperiodic Schrödinger equation*, Phys. Rev. B **34**, 2041 (1986).
 - [28] T. S. Cubitt, D. Perez-Garcia, and M. M. Wolf, *Undecidability of the spectral gap*, Nature (London) **528**, 207 (2015).
 - [29] H. Yao, H. Khoudli, L. Bresque, and L. Sanchez-Palencia, *Critical behavior and fractality in shallow one-dimensional quasiperiodic potentials*, Phys. Rev. Lett. **123**, 070405 (2019).
 - [30] H. Yao, T. Giamarchi, and L. Sanchez-Palencia, *Lieb-Liniger bosons in a shallow quasiperiodic potential: Bose glass phase and fractal Mott lobes*, Phys. Rev. Lett. **125**, 060401 (2020).
 - [31] K. Kamiya, T. Takeuchi, N. Kabeya, N. Wada, T. Ishimasa, A. Ochiai, K. Deguchi, K. Imura, and N. Sato, *Discovery of superconductivity in quasicrystal*, Nat. Comm. **9**, 1 (2018).
 - [32] S. J. Ahn, P. Moon, T.-H. Kim, H.-W. Kim, H.-C. Shin, E. H. Kim, H. W. Cha, S.-J. Kahng, P. Kim, M. Koshino, et al., *Dirac electrons in a dodecagonal graphene quasicrystal*, Science **361**, 782 (2018).
 - [33] W. Yao, E. Wang, C. Bao, Y. Zhang, K. Zhang, K. Bao, C. K. Chan, C. Chen, J. Avila, M. C. Asensio, et al., *Quasicrystalline 30° twisted bilayer graphene as an incommensurate superlattice with strong interlayer coupling*, Proc. Natl Acad. Sci. **115**, 6928 (2018).
 - [34] Y. S. Chan, C. T. Chan, and Z. Y. Liu, *Photonic band gaps in two dimensional photonic quasicrystals*, Phys. Rev. Lett. **80**, 956 (1998).
 - [35] Y. Lahini, R. Pugatch, F. Pozzi, M. Sorel, R. Morandotti, N. Davidson, and Y. Silberberg, *Observation of a localization transition in quasiperiodic photonic lattices*, Phys. Rev. Lett. **103**, 013901 (2009).
 - [36] B. Freedman, G. Bartal, M. Segev, R. Lifshitz, D. N. Christodoulides, and J. W. Fleischer, *Wave and defect dynamics in nonlinear photonic quasicrystals*, Nature (London) **440**, 1166 (2006).
 - [37] Z. V. Vardeny, A. Nahata, and A. Agrawal, *Optics of photonic quasicrystals*, Nat. Photonics **7**, 177 (2013).
 - [38] L. Guidoni, C. Triché, P. Verkerk, and G. Grynberg, *Quasiperiodic optical lattices*, Phys. Rev. Lett. **79**, 3363 (1997).
 - [39] R. Roth and K. Burnett, *Phase diagram of bosonic atoms in two-color superlattices*, Phys. Rev. A **68**, 023604 (2003).
 - [40] B. Damski, J. Zakrzewski, L. Santos, P. Zoller, and M. Lewenstein, *Atomic Bose and Anderson glasses in optical lattices*, Phys. Rev. Lett. **91**, 080403 (2003).
 - [41] T. Roscilde, *Bosons in one-dimensional incommensurate superlattices*, Phys. Rev. A **77**, 063605 (2008).

- [42] G. Roux, T. Barthel, I. P. McCulloch, C. Kollath, U. Schollwöck, and T. Giamarchi, *Quasiperiodic Bose-Hubbard model and localization in one-dimensional cold atomic gases*, Phys. Rev. A **78**, 023628 (2008).
- [43] B. Gadway, D. Pertot, J. Reeves, M. Vogt, and D. Schneble, *Glassy behavior in a binary atomic mixture*, Phys. Rev. Lett. **107**, 145306 (2011).
- [44] A. Jagannathan and M. Duneau, *An eightfold optical quasicrystal with cold atoms*, Europhys. Lett. **104**, 66003 (2013).
- [45] S. Lellouch and L. Sanchez-Palencia, *Localization transition in weakly-interacting Bose superfluids in one-dimensional quasiperiodic lattices*, Phys. Rev. A **90**, 061602(R) (2014).
- [46] C. D'Errico, E. Lucioni, L. Tanzi, L. Gori, G. Roux, I. P. McCulloch, T. Giamarchi, M. Inguscio, and G. Modugno, *Observation of a disordered bosonic insulator from weak to strong interactions*, Phys. Rev. Lett. **113**, 095301 (2014).
- [47] M. Schreiber, S. S. Hodgman, P. Bordia, H. P. Lüschen, M. H. Fischer, R. Vosk, E. Altman, U. Schneider, and I. Bloch, *Observation of many-body localization of interacting fermions in a quasi-random optical lattice*, Science **349**, 842 (2015).
- [48] L. Gori, T. Barthel, A. Kumar, E. Lucioni, L. Tanzi, M. Inguscio, G. Modugno, T. Giamarchi, C. D'Errico, and G. Roux, *Finite-temperature effects on interacting bosonic one-dimensional systems in disordered lattices*, Phys. Rev. A **93**, 033650 (2016).
- [49] V. Khemani, D. N. Sheng, and D. A. Huse, *Two universality classes for the many-body localization transition*, Phys. Rev. Lett. **119**, 075702 (2017).
- [50] T. Kohlert, S. Scherg, X. Li, H. P. Lüschen, S. Das Sarma, I. Bloch, and M. Aidelsburger, *Observation of many-body localization in a one-dimensional system with a single-particle mobility edge*, Phys. Rev. Lett. **122**, 170403 (2019).
- [51] M. Sbroscia, K. Viebahn, E. Carter, J.-C. Yu, A. Gaunt, and U. Schneider, *Observing localization in a 2D quasicrystalline optical lattice*, Phys. Rev. Lett. **125**, 200604 (2020).
- [52] F. A. An, K. Padavić, E. J. Meier, S. Hegde, S. Ganeshan, J. Pixley, S. Vishveshwara, and B. Gadway, *Observation of tunable mobility edges in generalized Aubry-André lattices*, arXiv:2007.01393 (2020).
- [53] S. Gopalakrishnan, I. Martin, and E. A. Demler, *Quantum quasicrystals of spin-orbit-coupled dipolar bosons*, Phys. Rev. Lett. **111**, 185304 (2013).
- [54] J. Hou, H. Hu, K. Sun, and C. Zhang, *Superfluid-quasicrystal in a Bose-Einstein condensate*, Phys. Rev. Lett. **120**, 060407 (2018).
- [55] F. Mivehvar, H. Ritsch, and F. Piazza, *Emergent quasicrystalline symmetry in light-induced quantum phase transitions*, Phys. Rev. Lett. **123**, 210604 (2019).
- [56] M. Lewenstein, A. Sanpera, V. Ahufinger, B. Damski, A. Sen, and U. Sen, *Ultracold atomic gases in optical lattices: Mimicking condensed matter physics and beyond*, Adv. Phys. **56**, 243 (2007).
- [57] I. Bloch, J. Dalibard, and W. Zwerger, *Many-body physics with ultracold gases*, Rev. Mod. Phys. **80**, 885 (2008).
- [58] S. E. Pollack, D. Dries, M. Junker, Y. P. Chen, T. A. Corcovilos, and R. G. Hulet, *Extreme tunability of interactions in a ^7Li Bose-Einstein condensate*, Phys. Rev. Lett. **102**, 090402 (2009).
- [59] D. Johnstone, P. Öhberg, and C. W. Duncan, *Mean-field phases of an ultracold gas in a quasicrystalline potential*, Phys. Rev. A **100**, 053609 (2019).
- [60] D. Johnstone, P. Öhberg, and C. W. Duncan, *The Bose-glass phase in mean-field quasicrystalline systems*, arXiv:2008.08584 (2020).
- [61] R. Ghadimi, T. Sugimoto, and T. Tohyama, *Mean-field study of the Bose-Hubbard model in Penrose lattice*, arXiv:2005.04885 (2020).
- [62] See Supplemental Material. It discusses the quasiperiodic potential and its single-particle localization properties, scattering theory in quasi-2D Bose gases, and the derivation of the 2D interaction propagator. It cites Refs. [29, 30, 51, 57, 66–69, 77, 80, 84, 88–96].
- [63] D. J. Boers, B. Goedeke, D. Hinrichs, and M. Holthaus, *Mobility edges in bichromatic optical lattices*, Phys. Rev. A **75**, 063404 (2007).
- [64] J. Biddle, B. Wang, D. J. Priour Jr, and S. Das Sarma, *Localization in one-dimensional incommensurate lattices beyond the Aubry-André model*, Phys. Rev. A **80**, 021603 (2009).
- [65] J. Biddle and S. Das Sarma, *Predicted mobility edges in one-dimensional incommensurate optical lattices: An exactly solvable model of Anderson localization*, Phys. Rev. Lett. **104**, 070601 (2010).
- [66] A. Szabó and U. Schneider, *Mixed spectra and partially extended states in a two-dimensional quasiperiodic model*, Phys. Rev. B **101**, 014205 (2020).
- [67] D. S. Petrov, M. Holzmann, and G. V. Shlyapnikov, *Bose-Einstein condensation in quasi-2D trapped gases*, Phys. Rev. Lett. **84**, 2551 (2000).
- [68] D. Petrov and G. Shlyapnikov, *Interatomic collisions in a tightly confined Bose gas*, Phys. Rev. A **64**, 012706 (2001).
- [69] L. Pricoupenko and M. Olshanii, *Stability of two-dimensional Bose gases in the resonant regime*, J. Phys. B: At. Mol. Opt. Phys. **40**, 2065 (2007).
- [70] M. E. Fisher, M. N. Barber, and D. Jasnow, *Helicity modulus, superfluidity, and scaling in isotropic systems*, Phys. Rev. A **8**, 1111 (1973).
- [71] W. Krauth, N. Trivedi, and D. Ceperley, *Superfluid-insulator transition in disordered boson systems*, Phys. Rev. Lett. **67**(17), 2307 (1991).
- [72] S. Pilati, and V. K. Varma, *Localization of interacting Fermi gases in quasiperiodic potentials*, Phys. Rev. A **95**(1), 013613 (2017).
- [73] M. Boninsegni, N. Prokof'ev, and B. Svistunov, *Worm algorithm for continuous-space path integral Monte Carlo simulations*, Phys. Rev. Lett. **96**, 070601 (2006).
- [74] M. Boninsegni, N. V. Prokof'ev, and B. V. Svistunov, *Worm algorithm and diagrammatic Monte Carlo: A new approach to continuous-space path integral Monte Carlo simulations*, Phys. Rev. E **74**, 036701 (2006).
- [75] This temperature is much smaller than any relevant temperature scale in the calculations. Moreover, we have checked that further decreasing the temperature does not significantly alter the results.
- [76] D. M. Ceperley, *Path integrals in the theory of condensed helium*, Rev. Mod. Phys. **67**, 279 (1995).
- [77] L.-C. Ha, C.-L. Hung, X. Zhang, U. Eismann, S.-K. Tung, and C. Chin, *Strongly interacting two-dimensional Bose gases*, Phys. Rev. Lett. **110**(14), 145302 (2013).
- [78] V. L. Berezinskii, Sov. Phys. JETP **34**, 610 (1972).
- [79] J. M. Kosterlitz and D. J. Thouless, *Ordering, metastability and phase transitions in two-dimensional systems*, J. Phys. C: Solid State Phys. **6**(7), 1181 (1973).
- [80] Z. Hadzibabic, P. Krüger, M. Cheneau, B. Battelier, and J. Dalibard, *Berezinskii-Kosterlitz-Thouless crossover in a trapped atomic gas*, Nature (London) **441**(7097), 1118 (2006).
- [81] R. Desbuquois, L. Chomaz, T. Yefsah, J. Léonard, J. Beugnon, C. Weitenberg, and J. Dalibard, *Superfluid behaviour of a two-dimensional Bose gases*, Nat. Phys. **8**, 645 (2012).
- [82] T. Plisson, B. Allard, M. Holzmann, G. Salomon, A. Aspect,

- P. Bouyer, and T. Bourdel, *Coherence properties of a two-dimensional trapped Bose gas around the superfluid transition*, Phys. Rev. A **84**, 061606 (2011).
- [83] A. Harris, *Effect of random defects on the critical behaviour of Ising models*, J. Phys. C: Solid State Phys. **7**, 1671 (1987).
- [84] G. Carleo, G. Bo ris, M. Holzmann, and L. Sanchez-Palencia, *Universal superfluid transition and transport properties of two-dimensional dirty bosons*, Phys. Rev. Lett. **111**, 050406 (2013).
- [85] M. Troyer, B. Ammon, and E. Heeb, *Parallel object oriented Monte Carlo simulations*, Lect. Notes Comput. Sci. **1505**, 191 (1998).
- [86] A. Albuquerque, F. Alet, P. Corboz, P. Dayal, A. Feiguin, S. Fuchs, L. Gamper, E. Gull, S. Guertler, A. Honecker, *et al.*, *The ALPS project release 1.3: Open-source software for strongly correlated systems*, J. Magn. Magn. Mater. **310**, 1187 (2007).
- [87] B. Bauer, L. D. Carr, H. Evertz, A. Feiguin, J. Freire, S. Fuchs, L. Gamper, J. Gukelberger, E. Gull, S. Guertler, *et al.*, *The ALPS project release 2.0: Open source software for strongly correlated systems*, J. Stat. Mech.: Th. Exp. **05**, P05001 (2011).
- [88] X. Zhang, C.-L. Hung, S.-K. Tung, and C. Chin, *Observation of quantum criticality with ultracold atoms in optical lattices*, Science **335**(6072), 1070 (2012).
- [89] C. De Rossi, R. Dubessy, K. Merloti, M. d. G. de Herve, T. Badr, A. Perrin, L. Longchambon, and H. Perrin, *Probing superfluidity in a quasi two-dimensional bose gas through its local dynamics*, New J. Phys. **18**(6), 062001 (2016).
- [90] M. Schick, *Two-dimensional system of hard-core bosons*, Phys. Rev. A **3**(3), 1067 (1971).
- [91] C. Mora and Y. Castin, *Extension of bogoliubov theory to quasi-condensates*, Phys. Rev. A **67**(5), 053615 (2003).
- [92] Z. Hadzibabic and J. Dalibard, *Two-dimensional Bose fluids: An atomic physics perspective*, Rivista del Nuovo Cimento **34**, 389 (2011).
- [93] D. S. Petrov, G. V. Shlyapnikov, and J. T. M. Walraven, *Regimes of quantum degeneracy in trapped 1D gases*, Phys. Rev. Lett. **85**, 3745 (2000).
- [94] Y. Yan and D. Blume, *Incorporating exact two-body propagators for zero-range interactions into n-body monte carlo simulations*, physical review A **91**(4), 043607 (2015).
- [95] N. Khuri, A. Martin, J.-M. Richard, and T. T. Wu, *Low-energy potential scattering in two and three dimensions*, Journal of Mathematical Physics **50**(7), 072105 (2009).
- [96] T.M. Whitehead, L.M. Schonenberg, N. Kongsuwan, R.J. Needs, and G.J. Conduit, *Pseudopotential for the two-dimensional contact interaction*, Physical Review A **93**(4), 042702 (2016).

Supplemental Material for

Strongly-Interacting Bosons in a Two-Dimensional Quasicrystal Lattice

In this supplemental material, we provide details about the single-particle localization properties of the 2D quasicrystal potential (Sec. S1), 2D scattering theory (Sec. S2), and quantum Monte Carlo (QMC) calculations, including the derivation of the complete interaction propagator (Sec. S3).

S1. SINGLE-PARTICLE PROBLEM

In this section, we discuss the single-particle localization transition and the critical exponent for the two-dimensional (2D) quasicrystal potential of Eq. (2) in the main paper, using the same approach as in Refs. [29, 30]. The quasicrystal potential is shown in Fig. S1. The two left panels show the potential $V(\mathbf{r})$, with \mathbf{r} the 2D vector position, for a square lattice of size $L \times L$ with $L = 8a$, as a 3D colorplot in (a) and as a 2D plot in (b). Panel (c) shows $V(\mathbf{r})$ truncated at $V = V_0$ for $L = 20a$, hence highlighting the potential wells.

To study the single-particle localization properties of this quasicrystal potential, we solve the Hamiltonian

$$\hat{h} = -\frac{\hbar^2}{2m}\nabla^2 + V(\hat{\mathbf{r}}), \quad (\text{S1})$$

that is the Hamiltonian (1) of the main paper for a single particle, using exact diagonalization. We compute the inverse participation ratio (IPR) of the n -th eigenstate ψ_n ,

$$\text{IPR}_n = \frac{\int d\mathbf{r} |\psi_n(\mathbf{r})|^4}{(\int d\mathbf{r} |\psi_n(\mathbf{r})|^2)^2}. \quad (\text{S2})$$

In 2D, it scales as $\text{IPR}_n \sim 1/L^2$ for an extended state and as $\text{IPR}_n \sim 1$ for a localized state.

Figure S2(a) shows a finite-size scaling of the IPR of the ground state, IPR_0 , against the potential amplitude V_0/E_r for increasingly large systems, from $L = 16a$ (light grey) to $L = 256a$ (black). Increasing the potential amplitude V_0 , a sharp transition is found from the extended phase with vanishingly small IPR to the localized phase with finite IPR. To locate the critical point accurately, we rescale the IPR by the size of the system L . It yields a new quantity, $\text{IPR} \times L/a$, that scales as $1/L$ for an extended phase and L for a localized phase. Figure S2(b) shows this rescaled IPR in log scale in a range of potential amplitudes nearby to the critical potential. In this figure, all the lines corresponding to increasing system sizes cross at a nearly single point thus indicating the critical point. The critical potential is calculated as such and yields $V_c/E_r \sim 1.76(1)$ in good agreement with the result of Ref. [66] found using another approach (ground-state curvature).

We have also studied the critical exponent ν of the potential, defined as $\text{IPR}_0 \sim (V_0 - V_c)^\nu$. In Figure S2(c), we plot the IPR_0 against the potential amplitude $(V_0 - V_c)/E_r$ in log-log scale, for the same system sizes as in the panels (a) and (b). For

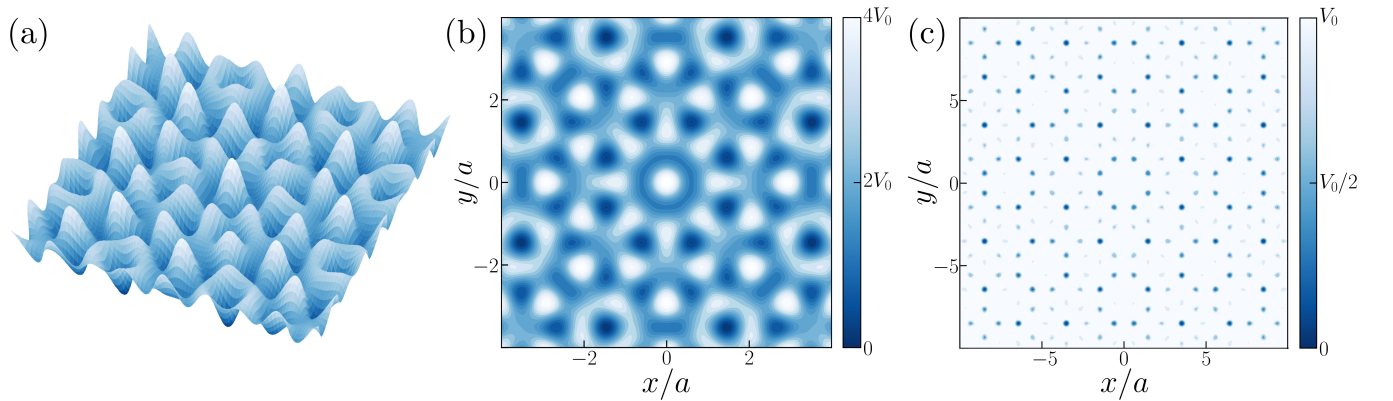


Figure S1. Eightfold quasicrystal potential of Eq. (2) in the main paper. (a) 3D plot for the size $L = 8a$. (b) Same as (a) shown from the top. (c) 2D plot for size $L = 20a$ with a truncation of the colorscale at $V = V_0$. The values of the potential between V_0 and $4V_0$ thus appear in white, hence enlightening the potential wells (dark blue).

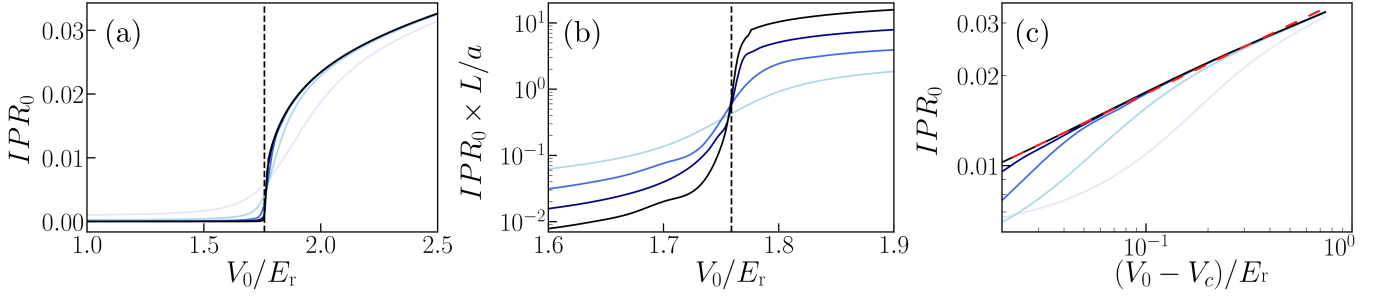


Figure S2. Critical potential and critical exponent for the single-particle problem in the quasicrystal potential of Eq. (2) in the main paper. (a) IPR of the ground state, IPR_0 , versus the quasicrystal amplitude V_0/E_r . Darker lines correspond to increasing system sizes: $L/a = 16$ (light grey), 32 (light blue), 64 (blue), 128 (dark blue), and 256 (black). (b) Rescaled IPR of the ground state, $\text{IPR}_0 \times L/a$, using the same data as in panel (a). (c) IPR_0 , in log-log scale, for a potential amplitude above the critical value $V_c \simeq 1.76(1)$. The dashed red line is a fit to the black line, corresponding to the largest system. It yields the critical exponent $\nu \simeq 0.33(1)$.

a large-enough system, we find a straight line in log-log scale, confirming the scaling $\text{IPR} \propto (V_0 - V_c)^\nu$. Note that all the finite-size simulations converge towards the same straight line for large enough potential amplitudes. The red dashed line shows a linear fit of the largest size (black line). It yields the critical exponent of $\nu = 0.33(1)$. Remarkably, this critical exponent is similar to that found in Ref [29] for 1D quasiperiodic potentials.

S2. SCATTERING THEORY IN QUASI-2D BOSE GASES

In Refs. [67, 68], Petrov *et al.* have solved the scattering problem of two bosons interacting via a 3D short-range interaction potential in a quasi-2D geometry. The interaction strength in free 3D space is characterized by the scattering length a_{3D} . The bosons are confined by a harmonic trap in the direction orthogonal to the 2D plane of interest, with the angular frequency ω_\perp . Assuming $\hbar\omega_\perp \gg k_B T, \mu$, the dynamics is frozen to zero point transverse oscillations and the scattering amplitude in this channel takes the form of its purely-2D counterpart, with the 2D scattering length [69]

$$a_{2D} \simeq 2.092 l_\perp \exp\left(-\sqrt{\frac{\pi}{2}} \frac{l_\perp}{a_{3D}}\right), \quad (\text{S3})$$

with $l_\perp = \sqrt{\hbar/m\omega_\perp}$ the width of the transverse harmonic oscillator, i.e. Eq. (3) of the main paper. Moreover, they find the mean field coupling constant

$$\tilde{g} \simeq \frac{2\sqrt{2\pi}}{l_\perp/a_{3D} + 1/\sqrt{2\pi} \ln(1/\pi q^2 l_\perp^2)}, \quad (\text{S4})$$

with $q = \sqrt{2m|\mu|/\hbar^2}$ the quasi-momentum.

Elimination of the transverse degrees of freedom. — In our mean field and quantum Monte Carlo calculations, the transverse direction is integrated out and we work in 2D. It is thus convenient to eliminate the transverse degrees of freedom from Eq. (S4). Using Eq. (S3), we substitute the first term in the denominator by $l_\perp/a_{3D} = \sqrt{2/\pi} \ln(2.092 l_\perp/a_{2D})$. Then, writing q as a function of μ and using logarithmic identities, we find

$$\tilde{g} \simeq \frac{4\pi}{2 \ln(a/a_{2D}) + \ln(\Lambda E_r/\mu)}, \quad (\text{S5})$$

with $\Lambda \simeq 2.092^2/\pi^3 \simeq 0.141$ and $E_r = \pi^2 \hbar^2/2ma^2$ the recoil energy. Note that a may be seen as an arbitrary length and one can eliminate it from Eq. (S5) using logarithmic identities. Here, we take a to be the lattice spacing of the quasicrystal potential. Equation (S5) is the same Eq. (4) of the main paper with the interaction parameter

$$\tilde{g}_0 = \frac{2\pi}{\ln(a/a_{2D})} \quad (\text{S6})$$

used in our work. It is a convenient form in our work for two reasons. Firstly, all the transverse degrees of freedom have been eliminated, in particular the transverse length l_\perp . Secondly, we separated out the contributions of the parameter characterizing the interaction strength, i.e. a_{2D} or equivalently \tilde{g}_0 , and from the chemical potential μ .

Quasi-2D versus purely-2D regimes. — We now discuss the relevant scattering regimes in ultracold-atom experiments. Here we rely on Eqs. (S3) and (S4) rather than Eqs. (S5) and (S29).

For intermediate confinement strengths such that

$$a_{3D} \ll l_{\perp} \quad \text{and} \quad \mu \ll \hbar\omega_{\perp}, \quad (\text{S7})$$

the dynamics is frozen to zero point oscillations but the scattering conserves its 3D character [67, 68]. Except in extreme cases, the logarithmic term in the denominator of Eq. (S4) is negligible and one finds

$$\tilde{g} = \frac{2\sqrt{2\pi}a_{3D}}{l_{\perp}} = \frac{2\pi}{\ln\left(\frac{2.092l_{\perp}}{a_{2D}}\right)}, \quad (\text{S8})$$

where we have used Eq. (S3). This regime, known as the *quasi-2D regime* is the most usual one in ultracold-atom experiments, see for instance Refs. [51, 80, 88, 89]. Since $a_{3D} \ll l_{\perp}$, the quasi-2D Bose gas is always in the weakly interacting regime, $\tilde{g} \ll 1$. Note that the quasi-2D regime is also characterized by $a_{2D} \ll l_{\perp} \ll \lambda_T, \xi$. Owing to the logarithm, however, it requires that a_{2D} is significantly much smaller than l_{\perp} .

For a stronger confinement,

$$l_{\perp} \lesssim a_{3D} \quad \text{and} \quad \mu \ll \hbar\omega_{\perp}, \quad (\text{S9})$$

the logarithmic term in the denominator of Eq. (S4) may dominate and one finds

$$\tilde{g} \simeq \frac{4\pi}{\ln\left(\frac{\hbar^2}{2\pi m \mu l_{\perp}^2}\right)}. \quad (\text{S10})$$

It is then possible to reach the strongly-interacting regime with $\tilde{g} \sim 1$ for moderately small chemical potentials. For instance, values up to $\tilde{g} \simeq 3$ have been reported in Ref. [77].

For very strong confinement strengths,

$$l_{\perp} \ll a_{3D} \quad \text{and} \quad \mu \ll \hbar\omega_{\perp}, \quad (\text{S11})$$

the 2D scattering length saturates,

$$a_{2D} \simeq 2.092l_{\perp}, \quad (\text{S12})$$

see Eq. (S3). This regime is known as the *purely-2D regime*. In the ultra-dilute limit, $na_{2D}^2 \ll 1$, we may use the equation of state of the purely 2D Bose gas [90],

$$\mu = \frac{4\pi\hbar^2 n/m}{\ln(1/na_{2D}^2)}. \quad (\text{S13})$$

One then finds

$$\ln\left(\frac{\hbar^2}{2\pi m \mu l_{\perp}^2}\right) \simeq \ln(1/na_{2D}^2) + \ln \ln(1/na_{2D}^2) + \text{cst.}$$

Inserting this expression into Eq. (S10), one finds

$$\tilde{g} \simeq \frac{4\pi}{\ln(1/na_{2D}^2)} \quad (\text{S14})$$

up to logarithmic accuracy. It is consistent with Eq. (S13) and $\mu \simeq \tilde{g}\hbar^2 n/m$.

Note that here we have defined the terms quasi-2D and purely-2D according to the respective values of the 3D scattering length a_{3D} and the oscillation length l_{\perp} , similarly as in Refs. [57, 69, 77, 84, 89, 91, 92] for instance. Other authors define it by comparing the temperature $k_B T$ with the energy scale $\hbar\omega_{\perp}$, see for instance Refs. [67, 68, 93].

S3. QUANTUM MONTE CARLO CALCULATIONS

In this section, we outline the path integral Monte Carlo (PIMC) approach used in the main paper. In particular, we show how to derive a complete 2D interaction propagator valid in any regime of interactions.

A. Generalities

We consider a system of N identical bosons governed by the Hamiltonian \hat{H} . In the canonical ensemble at temperature T , the expectation value of an observable \hat{A} reads as

$$\langle A \rangle = \frac{\text{Tr} \left(e^{-\beta \hat{H}} \hat{A} \right)}{\text{Tr} \left(e^{-\beta \hat{H}} \right)}, \quad (\text{S15})$$

where $\beta = 1/k_B T$ and $\text{Tr}(\hat{X}) = 1/N! \sum_{\sigma \in \mathfrak{S}_N} \int d\mathbf{R} \langle \sigma \cdot \mathbf{R} | \hat{X} | \mathbf{R} \rangle$. In this expression of the trace, the particle positions are contained in a collective variable, $\mathbf{R} = (\mathbf{r}_1, \mathbf{r}_2, \dots, \mathbf{r}_N)$, and $\sigma \cdot \mathbf{R} = (\mathbf{r}_{\sigma(1)}, \mathbf{r}_{\sigma(2)}, \dots, \mathbf{r}_{\sigma(N)})$, where σ spans the $N!$ permutations of indices. To derive an expression suitable for numerical estimation, the exponential terms in Eq. (S15) are split into J factors of imaginary time $\epsilon = \beta/J$ and completeness relations are inserted at every time slice, such that the numerator of Eq. (S15) becomes

$$\text{Tr} \left(e^{-\beta \hat{H}} \hat{A} \right) = \frac{1}{N!} \sum_{\sigma \in \mathfrak{S}_N} \int d\mathbf{R}_0 d\mathbf{R}_1 \dots d\mathbf{R}_{J-1} \langle \sigma \cdot \mathbf{R}_0 | e^{-\epsilon \hat{H}} | \mathbf{R}_{J-1} \rangle \dots \langle \mathbf{R}_1 | e^{-\epsilon \hat{H}} \hat{A} | \mathbf{R}_0 \rangle. \quad (\text{S16})$$

The denominator of Eq. (S15) is the same as Eq. (S16) with $\hat{A} = 1$. A *configuration* \mathcal{C} is the set of positions of the particles at every time slice $(\mathbf{R}_0, \dots, \mathbf{R}_{J-1}, \mathbf{R}_J = \sigma \cdot \mathbf{R}_0)$ where \mathbf{R}_J is a permutation of the initial positions due to the trace. The integrals and sums in Eq. (S16) are thus replaced by an integration over all the configurations \mathcal{C} . The *path-integral estimator* for the observable \hat{A} is defined as $\mathcal{A}(\mathcal{C}) \equiv \langle \mathbf{R}_1 | e^{-\epsilon \hat{H}} \hat{A} | \mathbf{R}_0 \rangle / \langle \mathbf{R}_1 | e^{-\epsilon \hat{H}} | \mathbf{R}_0 \rangle$. In practice, using the invariance under cyclic permutation of the trace in Eq. (S16), one can make the operator \hat{A} appear between any pair of consecutive positions \mathbf{R}_j and \mathbf{R}_{j+1} . Therefore, to take full advantage of the information contained in a given configuration \mathcal{C} , the path-integral estimator is numerically calculated as the average over all pairs of consecutive positions. With these notations, the expectation value of \hat{A} can be rewritten as

$$\langle A \rangle = \int d\mathcal{C} \pi(\mathcal{C}) \mathcal{A}(\mathcal{C}) \quad (\text{S17})$$

where

$$\pi(\mathcal{C}) = \frac{\langle \sigma \cdot \mathbf{R}_0 | e^{-\epsilon \hat{H}} | \mathbf{R}_{J-1} \rangle \dots \langle \mathbf{R}_1 | e^{-\epsilon \hat{H}} | \mathbf{R}_0 \rangle}{\int d\mathcal{C} \langle \sigma \cdot \mathbf{R}_0 | e^{-\epsilon \hat{H}} | \mathbf{R}_{J-1} \rangle \dots \langle \mathbf{R}_1 | e^{-\epsilon \hat{H}} | \mathbf{R}_0 \rangle} \quad (\text{S18})$$

is the statistical weight of configuration \mathcal{C} . Note that the normalization condition is $\int d\mathcal{C} \pi(\mathcal{C}) = 1$. As explicitly shown by Eqs. (S17) and (S18), the many-body propagator $\rho(\mathbf{R}, \mathbf{R}', \epsilon) = \langle \mathbf{R}' | e^{-\epsilon \hat{H}} | \mathbf{R} \rangle$ plays a central role in the evaluation of $\langle A \rangle$. Its derivation are discussed in the next sections.

B. Pair-product approximation

We now consider a system governed by a Hamiltonian with two-body interactions, given by

$$\hat{H} = \sum_j h(\hat{\mathbf{r}}_j) + \sum_{j < k} U(\hat{\mathbf{r}}_j - \hat{\mathbf{r}}_k). \quad (\text{S19})$$

where $h(\hat{\mathbf{r}}_j)$ is the single-particle Hamiltonian of particle j (including the kinetic and potential energies), and $U(\hat{\mathbf{r}}_j - \hat{\mathbf{r}}_k)$ is the interaction Hamiltonian between particles j and k . Due to translation invariance, the interaction term only depends on the relative position of the two particles j and k , i.e. $\mathbf{r}_{jk} = \mathbf{r}_j - \mathbf{r}_k$, and it is convenient to use the interacting Hamiltonian of the reduced particle [94]

$$H^{\text{rel}}(\hat{\mathbf{r}}_{jk}) = H_0^{\text{rel}}(\hat{\mathbf{r}}_{jk}) + U(\hat{\mathbf{r}}_{jk}), \quad (\text{S20})$$

where $H_0^{\text{rel}}(\mathbf{r}_{jk}) = \hbar^2 \hat{\nabla}_{\mathbf{r}_{jk}}^2 / m$ is the noninteracting Hamiltonian (kinetic term) of the reduced particle, the mass of which is $m/2$. Inserting Eq. (S20) into Eq. (S19) and using the pair-product approximation, the many-body propagator then reads as

$$\rho(\mathbf{R}, \mathbf{R}', \epsilon) \approx \prod_{j=1}^N \rho_1(\mathbf{r}_j, \mathbf{r}'_j, \epsilon) \prod_{j < k}^N \frac{\rho^{\text{rel}}(\mathbf{r}_{jk}, \mathbf{r}'_{jk}, \epsilon)}{\rho_0^{\text{rel}}(\mathbf{r}_{jk}, \mathbf{r}'_{jk}, \epsilon)}, \quad (\text{S21})$$

where ρ_1 is the one-body density matrix of the noninteracting problem, and

$$\rho^{\text{rel}}(\mathbf{r}_{jk}, \mathbf{r}'_{jk}, \epsilon) = \langle \mathbf{r}'_{jk} | e^{-\epsilon \hat{H}^{\text{rel}}} | \mathbf{r}_{jk} \rangle \quad (\text{S22})$$

is that of the relative particle, $\rho_0^{\text{rel}}(\mathbf{r}_{jk}, \mathbf{r}'_{jk}, \epsilon)$ being its counterpart in the absence of interactions.

C. Two-dimensional interaction propagator

To derive the relative-particle propagator $\rho^{\text{rel}}(\mathbf{r}, \mathbf{r}', \epsilon)$, we consider two particles of mass m and relative position $\mathbf{r} = \mathbf{r}_1 - \mathbf{r}_2$. Due to global rotational invariance, the eigenstates of energy $E_k = \hbar^2 k^2 / m$ may be written in the form $\psi_{kl}(r, \theta) = R_{kl}(r) \Theta_l(\theta)$, where the quantities $\Theta_l(\theta) = e^{il\theta} / \sqrt{2\pi}$ are the eigenstates of the in-plane angular momentum operator, with $l \in \mathbb{Z}$ the corresponding quantum number. The propagator then reads as

$$\rho^{\text{rel}}(\mathbf{r}, \mathbf{r}', \epsilon) = \sum_l \int dk \psi_{kl}^*(\mathbf{r}') e^{-\epsilon k^2} \psi_{kl}(\mathbf{r}). \quad (\text{S23})$$

Plugging the expression $\psi_{kl}(r, \theta) = R_{kl}(r) \Theta_l(\theta)$ into the 2D Schrödinger equation yields

$$\frac{d^2 R_{kl}}{dr^2} + \frac{1}{r} \frac{dR_{kl}}{dr} + \left(k^2 - \frac{l^2}{r^2} \right) R_{kl} = \frac{mU(r)}{\hbar^2} R_{kl}. \quad (\text{S24})$$

For noninteracting particles, $U(r) = 0$, Eq. (S24) is known as the Bessel equation, the general solution of which reads as

$$R_{kl}(r) = C_{kl} [\cos(\delta_{kl}) J_l(kr) - \sin(\delta_{kl}) Y_l(kr)] \quad (\text{S25})$$

where J_l and Y_l are Bessel functions of the first and second kind respectively, C_{kl} is a normalization constant and δ_{kl} is a phase shift. In the noninteracting case, the set of solutions with a nonzero contribution of Y_l are expected to vanish due to their divergence at $r = 0$, thus yielding $\delta_{kl} = 0$. In addition, the normalization and completeness relations $\int d\mathbf{r} \int dk \psi_{kl}^*(\mathbf{r}) \psi_{kl}(\mathbf{r}) = 1$ and $\int dk \psi_{kl}^*(\mathbf{r}') \psi_{kl}(\mathbf{r}) = \delta(\mathbf{r} - \mathbf{r}')$ yield $C_{kl} = \sqrt{k}$. The noninteracting wavefunction is thus given by $\psi_{kl}(r, \theta) = \sqrt{k/2\pi} J_l(kr) e^{il\theta}$. Inserting this formula into the Eq. (S23) and using the following identities on Bessel functions,

$$\int k e^{-\epsilon k^2} J_l(kr) J_l(kr') dk = \frac{1}{2\epsilon} \exp\left(-\frac{r^2 + r'^2}{4\epsilon}\right) I_l\left(\frac{rr'}{2\epsilon}\right) \quad \text{and} \quad \sum_l I_l(x) t^l = \exp\left(\frac{1}{2}x\left(t + \frac{1}{t}\right)\right), \quad (\text{S26})$$

we then recover the well-known free-particle propagator,

$$\rho^{\text{rel},0}(\mathbf{r}, \mathbf{r}', \epsilon) = \frac{1}{4\pi\epsilon} e^{-\frac{(\mathbf{r}-\mathbf{r}')^2}{4\epsilon}}. \quad (\text{S27})$$

The full 2D interacting problem is generally difficult to solve. For a short-range interaction potential in the s -wave scattering limit, with 2D scattering length a_{2D} , however, the wavefunction is expected to keep its noninteracting form when the particles are sufficiently far apart. Equation (S25) still holds but with a nonzero phase shift δ_{kl} , which hence accounts for the short-range interactions. In the s -wave scattering limit, the contributions with $l \neq 0$ are neglected and the phase shift is found from the boundary condition at $r = 0^+$ [95]. It yields $t_k \equiv \tan \delta_{k0} = \pi/2 \ln(\eta k a_{2D})$, where $\eta = e^\gamma/2 \approx 0.89054$ and γ is Euler's constant [96]. Using the eigenbasis decomposition, Eq. (S23), the 2D interaction propagator reads

$$\begin{aligned} \rho^{\text{rel}}(\mathbf{r}, \mathbf{r}', \epsilon) &= \rho^{\text{rel},0}(\mathbf{r}, \mathbf{r}', \epsilon) - \frac{1}{2\pi} \int dk k e^{-\epsilon k^2} \frac{t_k^2}{1 + t_k^2} J_0(kr) J_0(kr') \\ &\quad - \frac{1}{2\pi} \int dk k e^{-\epsilon k^2} \frac{t_k}{1 + t_k^2} [J_0(kr) Y_0(kr') + J_0(kr') Y_0(kr)] \\ &\quad + \frac{1}{2\pi} \int dk k e^{-\epsilon k^2} \frac{t_k^2}{1 + t_k^2} Y_0(kr) Y_0(kr'). \end{aligned} \quad (\text{S28})$$

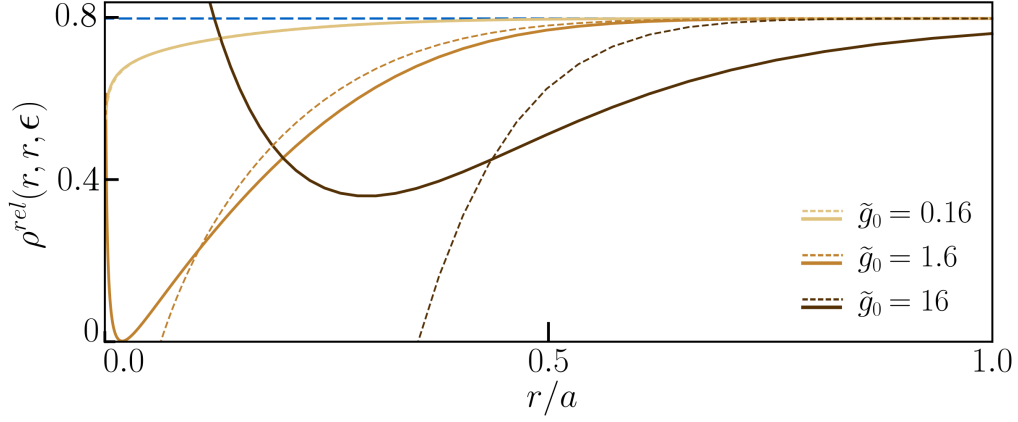


Figure S3. Diagonal term of the generalized interaction propagator (solid lines) and of the weak-interaction propagator as used in Ref. [84] (dashed lines), for three values of the interaction strength \tilde{g}_0 and for $\epsilon = 0.1$. The lighter solid and dashed lines correspond to the weakly-interacting regime where both propagators match. The blue dashed line gives the noninteracting limit with $\rho^{\text{rel},0}(\mathbf{r}, \mathbf{r}, \epsilon) = (4\pi\epsilon)^{-1}$. For each line, the corresponding values of 2D scattering length are $a_{2D}/a \simeq 9 \times 10^{-18}$ (yellow, $\tilde{g}_0 = 0.16$), $a_{2D}/a \simeq 2 \times 10^{-2}$ (orange, $\tilde{g}_0 = 1.6$), and $a_{2D}/a \simeq 7 \times 10^{-1}$ (brown, $\tilde{g}_0 = 16$).

In the numerical implementation of the worm-algorithm QMC, the pair-propagator $\rho^{\text{rel}}(\mathbf{r}, \mathbf{r}', \epsilon)$ in Eq. (S28) is preprocessed and tabulated for a grid-like set of position values. The actual pair-propagator used in the simulations is then evaluated from the cubic interpolation of these tabulated values.

Figure S3 shows the diagonal term of the interaction propagator $\rho^{\text{rel}}(\mathbf{r}, \mathbf{r}, \epsilon)$ for various interaction strengths from weak to strong, $\tilde{g}_0 = 0.16$ (yellow), for $\tilde{g}_0 = 1.6$ (orange) and for $\tilde{g}_0 = 16$ (brown). We recall that the interaction parameter is

$$\tilde{g}_0 = \frac{2\pi}{\ln(a/a_{2D})}, \quad (\text{S29})$$

see Eq. (5) of the main paper, which yields the relation

$$\frac{1}{t_k} + \frac{4}{\tilde{g}_0} = \frac{2}{\pi} \ln(\eta k a). \quad (\text{S30})$$

The diagonal terms of the propagator correspond to the probability of finding the two interacting particles at a distance r , while the nondiagonal terms give the probability for the two particles to jump from distance r to r' . The diagonal terms thus give a rough idea of how terms with $r \approx r'$ behave. Figure S3 shows that, as expected, the propagator increases with the distance between particles for $r > a_{2D}$ and that it converges to the noninteracting value (blue dashed line) for $r \gg a_{2D}$. However, the propagator diverges for $r \ll a_{2D}$ due to the nonexact treatment of the interaction term in the short-range region. To remedy this problem in numerical simulations, we chose to cut the propagator for radii below the scattering length, i.e. $\rho^{\text{rel}}(\mathbf{r}, \mathbf{r}', \epsilon) = 0$ if $r < a_{2D}$ or $r' < a_{2D}$. In practice, it removes the pairs of particles at a distance smaller than the 2D scattering length. It sets the validity condition of our simulations to $na_{2D}^2 < 1$. This condition is fulfilled for all our calculations. Note also that our algorithm works in the grand-canonical ensemble. It allows for fluctuations in the total number of particles so that the averaged density is maintained in the simulations and does not drift to zero owing to particle removals.

D. Limit of the propagator for weak interactions

In the weakly-interacting regime, $\tilde{g} \simeq \tilde{g}_0 \ll 1$, Eq. (S30) can be simplified to $-t_k \approx \tilde{g}/4 \ll 1$ by neglecting the logarithmic correction. In this regime, the interacting propagator, Eq. (S28) is dominated by the lowest (first)-order term in t_k and we find

$$\rho^{\text{rel}}(\mathbf{r}, \mathbf{r}', \epsilon) = \rho^{\text{rel},0}(\mathbf{r}, \mathbf{r}', \epsilon) + \frac{\tilde{g}}{8\pi} \int dk k e^{-\epsilon k^2} [J_0(kr)Y_0(kr') + J_0(kr')Y_0(kr)], \quad (\text{S31})$$

which is the propagator as used in Ref. [84]. The diagonal term of the weak-interaction propagator is shown on Fig. S3 as dashed lines for the same values. For the lowest value, $\tilde{g}_0 = 0.16$, the two propagators match perfectly (the dashed line, on top of the solid line, is not visible on the plot). For higher values, $\tilde{g}_0 = 1.6$ and $\tilde{g}_0 = 16$, however, the two propagators exhibit significant

differences, which impact the numerical results. In particular, the full propagator has a richer behavior at large r . While the weakly-interacting propagator quickly converges to the value of the non-interacting case at $1/4\pi\epsilon$, the full propagator shows deviation on a wider range.