

Extending C++ for Heterogeneous Quantum-Classical Computing*

Thien Nguyen,^{1,2} Anthony Santana,^{1,2} Tyler Kharazi,^{1,3} Daniel
Claudino,^{1,2} Hal Finkel,⁴ and Alexander J. McCaskey^{1,2,†}

¹Quantum Computing Institute, Oak Ridge National Laboratory, Oak Ridge, TN, 37831, USA

²Computer Science and Mathematics Division, Oak Ridge National Laboratory, Oak Ridge, TN, 37831, USA

³Computational Sciences and Engineering Division,

Oak Ridge National Laboratory, Oak Ridge, TN, 37831, USA

⁴Leadership Computing Facility, Argonne National Laboratory, Lemont IL, 60439, USA

We present qcor - a language extension to C++ and compiler implementation that enables heterogeneous quantum-classical programming, compilation, and execution in a single-source context. Our work provides a first-of-its-kind C++ compiler enabling high-level quantum kernel (function) expression in a quantum-language agnostic manner, as well as a hardware-agnostic, retargetable compiler workflow targeting a number of physical and virtual quantum computing backends. qcor leverages novel Clang plugin interfaces and builds upon the XACC system-level quantum programming framework to provide a state-of-the-art integration mechanism for quantum-classical compilation that leverages the best from the community at-large. qcor translates quantum kernels ultimately to the XACC intermediate representation, and provides user-extensible hooks for quantum compilation routines like circuit optimization, analysis, and placement. This work details the overall architecture and compiler workflow for qcor, and provides a number of illuminating programming examples demonstrating its utility for near-term variational tasks, quantum algorithm expression, and feed-forward error correction schemes.

I. INTRODUCTION

The recent availability of programmable quantum computers over the cloud has enabled a number of small-scale experimental demonstrations of algorithmic execution for pertinent scientific computing tasks [11, 20, 23, 26, 32]. These demonstrations point toward a future computing landscape whereby classical and quantum computing resources may be used in a hybrid, heterogeneous manner to continue to progress the state-of-the-art with regards to simulation capability and scale. A future post-exascale, heterogeneous computing architecture enhanced with quantum accelerators or co-processors in a tightly integrated manner could enable large-scale simulation capabilities for a number of scientific fields such as chemistry, nuclear and high-energy physics, and machine learning. However, the novelty and utility of heterogeneous quantum-classical compute models will only be effective if there is an enabling software in-

frastructure that promotes efficiency, programmability, and extensibility. There is therefore a strong need to put forward novel software frameworks, programming languages, compilers, and tools that will enable tight integration of existing HPC resources and applications with future quantum computing hardware.

C++ has proven itself as a leading language within the high-performance scientific computing community for its portability, scalability and performance, multi-paradigm capabilities (generic, object-oriented, imperative), integration with other languages, and community support. It has been leveraged to enable a number of programming models for classical accelerated computing [2, 5, 12, 38]. We anticipate that this trend will continue, and one will require models, compilers, and tools that promote node-level quantum acceleration via extensions or libraries for C++. Moreover, as tighter integration models become possible, quantum-classical programs that require a feed-forward capability (e.g. quantum error correction schemes) will require performant languages with low overhead.

As of this writing, a number of approaches for programming quantum computers have been put forward, and one can classify most of these as either low-level intermediate or assembly languages, circuit construction frameworks, or high-level languages and compilers. Low-level intermediate languages like OpenQasm [10], Quil [41], and Jaqal [36] have been proposed that enable circuit definition at the gate or pulse level and most provide some form of hierarchical function (subroutine) definition, composition, and

* This manuscript has been authored by UT-Battelle, LLC under Contract No. DE-AC05-00OR22725 with the U.S. Department of Energy. The United States Government retains and the publisher, by accepting the article for publication, acknowledges that the United States Government retains a non-exclusive, paid-up, irrevocable, world-wide license to publish or reproduce the published form of this manuscript, or allow others to do so, for United States Government purposes. The Department of Energy will provide public access to these results of federally sponsored research in accordance with the DOE Public Access Plan. (<http://energy.gov/downloads/doe-public-access-plan>).

† mccaskeyaj@ornl.gov

control-flow. Each of these provide its own set of benefits and drawbacks, most target a single hardware backend, and all are at a low-level of abstraction and are primarily meant to be generated by higher-level compilers and frameworks. Moving up the stack, there have been a number of Pythonic circuit construction frameworks developed (Qiskit [1], PyQuil [24], Cirq [8], JaqalPaq [35], ProjectQ [42]) that make it easier for users to generate hardware-specific intermediate language representations for ultimate execution on remotely hosted backends. As hardware progresses and tighter CPU-QPU integration is enabled, we anticipate that this remote Pythonic programming and execution model will not be sufficient for enabling a performant interplay between classical and quantum resources. At the highest level, a few approaches have enabled high-level stand-alone, as well as embedded, domain specific languages and associated compilers for quantum-classical programming. We specifically look to Q# [43] and Scaffold [22] as prototypical examples that have seen adoption and success. These approaches enable high-level expressibility as well as quantum-classical control flow. Unfortunately, both of these currently lack in some form with regards to tight integration of HPC resources with quantum co-processors. Q# leverages the Microsoft .NET infrastructure and integrates with the C# language, both of which are not easily adopted or accessed by existing HPC applications and resources. Scaffold extends C, a popular HPC language, but lacks direct integration with QPU resources, relying on manual processes for mapping compiler assembly output to appropriate Pythonic circuit-construction frameworks.

Here we describe a mechanism that seeks to fill this void in the quantum scientific computing software stack. Specifically, we detail the qcor compiler, which enables a language extension to C++ through high-level Clang plugin implementations promoting quantum function expression alongside standard classical code. Our approach targets both near-term, remotely hosted quantum computing models as well as future fault-tolerant, tightly integrated quantum-classical architectures with feed-forward capabilities. We enable quantum code expression in a language agnostic manner as well as the ability to compile to most available quantum computing backends (including simulators). Furthermore, we provide a compiler runtime library that exposes a robust API for leveraging quantum kernels (functions) as standard functors or callables, to be leveraged as input to algorithmic implementations as needed. Ultimately, the qcor compiler paves the way for direct integration with existing applications, toolchains, and techniques common to scientific HPC, and is the first platform that allows programming hybrid quantum-classical algorithms in a single-source

C++, general, and deployable manner.

This paper is outlined as follows: first we provide a quick discussion of a typical qcor program in an effort to guide the reader through the rest of the architectural details. We then provide the necessary background information required for a proper discussion of the qcor implementation (the specification, XACC, and Clang). Next, we provide the architectural details of the qcor runtime library and compiler implementation and workflow. The runtime library provides crucial utilities underpinning the language extension and compiler, as well as data structures and API calls for typical quantum algorithmic expression and execution. We detail the novel extensions to Clang we have developed for mapping general quantum kernel domain specific languages to valid C++ API calls. We end with a robust demonstration of qcor, and demonstrate the programming of prototypical use cases, as well as its capability as an optimizing, retargetable quantum compiler.

II. ANATOMY OF A QCOR PROGRAM

Figure 1 demonstrates a simple qcor-enabled C++ program - the programming and execution of the Bell state. This straightforward case demonstrates the single-source programming model qcor provides, without going into all the complexity in the rest of the qcor / XACC framework for common algorithmic tasks. We will go into the full details of the qcor implementation in the following sections, but here we show the model and the philosophy put forward by the language extension.

Critically, the qcor compiler enables a C++ language extension that enables the use of a primitive `qreg` type, quantum kernel definition, primitive quantum instruction programming, and quantum-classical control flow. In the code snippet, one notices there are no header files included, everything in the source code is provided by the language extension. Programmers begin by defining a quantum kernel, which is just a standard C++ function annotated with the `__qpu__` attribute. Kernels can take arbitrary function arguments, but must take at least one reference to an allocated qubit register (`qreg`). The function body itself is language-agnostic, i.e., programmers can use any quantum programming language (for which there is an appropriate TokenCollector implementation, see Section IV B 1). The current version of qcor enables one to program in the XASM [4], IBM OpenQasm [10], Quil [41], and custom unitary matrix decomposition languages. Notice that low-level quantum instruction invocation is allowed as part of the language extension itself, and that we are free to use existing C++ control

```

// No includes needed, we are using the
// language extension

// Quantum Kernels are just C++ functions
// annotated with __qpu__. Can take any arguments
// must provide a qreg to run on.
__qpu__ void bell(qreg q) {
    // Kernels can be expressed in any available
    // quantum language, here XACC XASM.
    // The language extension allows quantum
    // instruction expression as part of the language
    H(q[0]);
    CX(q[0], q[1]);

    // but we also get control flow for free
    for (int i = 0; i < 2; i++) {
        Measure(q[i]);
    }
}

// Just standard C++
int main() {
    // Language extension gives us the
    // qalloc() quantum buffer allocator.
    // q is a qreg, a primitive type provided
    // by the language extension
    auto q = qalloc(2);

    // Execute the quantum kernel by just calling it
    bell(q);

    // Results are available on the allocated qreg
    q.print();
}

// Run on remote IBM Paris backend with
// qcor -qpu ibm:ibmq_paris -shots 1024 \
//      bell.cpp -o bell.x
// ./bell.x

```

FIG. 1: The simplest qcor program, expressing a quantum kernel that executes the standard Bell state.

flow statements like the for loop used to apply measurement instructions. Once the kernel is defined, one simply allocates a register of qubits of a desired size (similar to the C malloc call but for qubits, qalloc). To execute the kernel on the targeted quantum co-processor, one just invokes the quantum kernel function, providing the correct arguments (here the qubit register). Execution results (bit strings and counts) are persisted to the qreg instance and are available for use in the rest of the program.

To compile and run this program, one uses the qcor compiler, indicating the quantum backend being compiled to and any other pertinent execution information (like shots). The qcor compiler provides all of the same compiler command line arguments as Clang and

GCC, i.e., one can build up complex source codes that require extra header and library search paths, specific libraries to link, and other compiler and link flags. After compilation, the programmer is left with a binary executable or object file.

Figure 1 is a simple example of programming with qcor. There is of course much more that one could do, including kernel composition (kernels that call other kernels), auto-generated adjoint and control versions of the defined quantum kernel, kernel construction with complex control flow, kernel definition at the unitary matrix level via extensible circuit synthesis algorithms, and the use of qcor provided data structures for the expression of complex hybrid quantum-classical algorithms. The rest of this work will describe these key abilities in the following sections.

III. BACKGROUND

qcor implements the specification put forward in [33] by building upon the XACC quantum programming framework. Moreover, quantum kernel compilation is accomplished via extension of core Clang plugin interfaces. Here we describe pertinent details about XACC, the QCOR specification, and Clang in order to provide a foundation to describe the qcor compiler implementation. Figure 2 gives a high-level view of the overall relationship between QCOR, Clang, and XACC. QCOR kernel expressions are mapped to appropriate XACC types via domain-specific language pre-processing provided by novel plugins to the Clang infrastructure. The incorporation of XACC implies a retargetable compiler workflow, with backends provided by the main quantum computing hardware vendors.

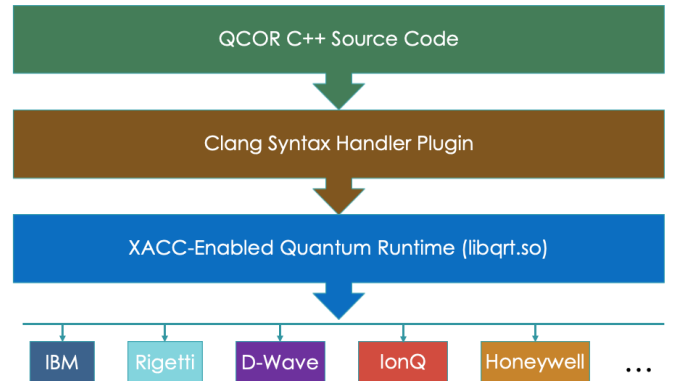


FIG. 2: qcor provides a single-source C++ programming model through plugin extensions to Clang and an XACC-enabled quantum runtime library implementation, enabling execution on a number of popular quantum backends.

A. XACC

The XACC quantum programming framework is a system-level, C++ infrastructure enabling language and hardware agnostic quantum programming, compilation, and execution [31]. XACC adopts a dual-source programming model, whereby quantum kernels are defined as separate source strings and compiled to a core, polymorphic intermediate representation (IR) via an appropriate API library call. XACC builds upon the CppMicroServices framework [9] to provide a native implementation of the Open Services Gateway Initiative (OSGi) [30], and promote a service oriented architecture that provides extensibility at all points of the quantum-classical programming workflow. We leave a detailed overview of XACC to the seminal paper [31], but here we highlight a few core service interfaces that are pertinent for our discussion of qcor.

XACC employs a layered architecture that decomposes the framework into extensible frontend, middle-end, and backend layers. The frontend exposes a service interface, the Compiler, that maps kernel source strings to instances of the IR, in a language-specific manner. The middle-end exposes extension points defining the quantum intermediate representation, which is a polymorphic object model for representing compiled quantum kernels. It is composed of Instruction and CompositeInstruction service interfaces which, for gate model computing, are specialized for concrete quantum gates and composites of those gates, respectively. The middle-end also exposes an IRTransformation service interface that enables the general transformation of CompositeInstructions, important for quantum compilation tasks such as general circuit optimization, low-level synthesis, analysis, and circuit placement. Finally, the backend layer exposes an extensible interface for injecting physical and virtual quantum computing backends - the Accelerator. XACC puts forward another critical concept for modeling an allocation of quantum memory (a register of qubits) called the AcceleratorBuffer. This data structure spans the three architectural layers and is instantiated by programmers and passed to backend Accelerators for execution - we say Accelerators execute CompositeInstructions on a given AcceleratorBuffer. The results of execution are persisted to the buffer and immediately available to the programmer that instantiated, and still has reference to, that buffer.

These core concepts - kernel Compilers, Instructions and CompositeInstructions, IRTransformations, Accelerators, and AcceleratorBuffers - make up the key elements

that will be leveraged in our single-source C++ programming model and language extension implementation. High-level quantum kernels in qcor will have a corresponding CompositeInstruction instance that will be generated by variants of the Compiler service. Quantum compilation optimization and placement routines will be injected as implementations of the IRTransformation. The retargetability of the compiler will be due to the interchangeable characteristic of backend Accelerators. The language extension representation of a register of qubits, or *qreg*, will be represented under the hood as an AcceleratorBuffer.

B. QCOR Specification

The language extension specification put forward in [33] defines a single-source programming model for heterogeneous quantum-classical quantum computing that leverages a shared memory model and an asynchronous task-based execution model. Moreover, it puts forward a data-model that provides a set of abstractions for describing general hybrid quantum-classical variational algorithms for near-term quantum computation. The qcor compiler implementation, in tandem with XACC, implements this specification for the case of extending the C++ programming language. The data model specification puts forward the Operator, Optimizer, and ObjectiveFunction abstractions for composing hybrid variational algorithms, and the `taskInitiate()` call for asynchronous execution. Operators represent quantum mechanical operators or compositions of operators that can observe unmeasured quantum kernels (if the Operator is Hermitian), returning a list of measured quantum kernels. An example of this would be an Operator sub-type representing Pauli operators or sums of Pauli tensor products. The Optimizer concept represents a multi-variate function optimization strategy (COBYLA [40], L-BFGS [45], Adam [25], etc.). We have provided implementations of the Operator and Optimizer as part of the latest release of XACC [31]. The ObjectiveFunction concept represents a multi-variate function that returns a scalar value, and evaluation of the function to produce that scalar requires quantum co-processor execution. An example of this would be the variational quantum eigensolver (VQE) workflow, where one has a parameterized circuit and would like to execute the circuit and evaluate the expectation value of some Operator. Finally, the specification stipulates a `taskInitiate()` API call and associated overloads that will execute a hybrid quantum-classical task asynchronously, enabling the host thread to continue classical processing in paral-

lel.

C. Clang Plugins

We base our qcor compiler implementation upon the Clang compiler frontend infrastructure due to its excellent support and utility in academia and industry, its overall extensibility and modularity, and its ability to enable the injection of custom plugin implementations for various aspects of the compiler frontend workflow.

Clang is the C++ frontend for the LLVM compiler infrastructure [28], responsible for converting C++ source code into LLVM’s intermediate representation. Clang uses LLVM to compile C++ source code to executable objects, and in addition, can perform tasks such as static analysis and source rewriting. At a high-level, the Clang infrastructure puts forward a robust object model for lexing, parsing, preprocessing, abstract syntax tree (AST) generation, and LLVM-IR code generation. Clang supports several plugin interfaces that can be used, in arbitrary combination, to enhance Clang’s ability to process C++ source code. Existing plugin interfaces are the `ASTConsumer`, allowing a plugin to monitor the creation of AST nodes, and the `PragmaHandler`, allowing a plugin to process custom pragma directives. Plugins, in general, have access to Clang’s AST data structures and the state describing how an individual C++ source file is being compiled.

An early design goal of this work that separates it from others in the field is to ensure that all Clang extensions for enabling qcor functionality and features are contributed as separate plugin implementations. We explicitly avoid making core, permanent modifications to the core of Clang or LLVM. Doing so would force us to maintain a separate fork of these huge code-bases. We adopt the simpler route - extend key points of the preprocessing workflow with custom plugin implementations, and enable users to build qcor off existing Clang/LLVM binary installs.

To this effect, qcor makes use of a newly-proposed plugin interface: the syntax handler, `SyntaxHandler` [14]. The syntax handler allows embedding of domain-specific languages into C++ function definitions. Each syntax handler implementation (see Figure 3) registers to handle a specific, named syntax tag. Functions with the C++ attribute `[[clang::syntax(tag)]]` are processed by Clang’s parser in a special way. First, the function body is extracted by collecting all tokens prior to the closing `}` using balanced-delimiter matching. Thus, while the text in the body of the function does not need to be valid C++ code, it is subject to C++ preprocessing and cannot contain unbalanced `{` and `}` char-

```
[[clang::syntax(sh_name)]] void foo() {
    ... Embedded DSL here
    ... SyntaxHandler with name sh_name will
    ... translate this to standard C++ code
}

-----
using namespace clang;
using namespace llvm;
class MySyntaxHandler : public SyntaxHandler {
public:
    MySyntaxHandler() : SyntaxHandler("sh_name") {}
    void GetReplacement(Preprocessor& PP,
                       Declarator& D,
                       CachedTokens& Toks,
                       raw_string_ostream& OS) override
    {
        ... analyze Toks, write new code to OS
    }
    void AddToPredefines(raw_string_ostream& OS) {
        ... add any #includes here
    }
};
```

FIG. 3: Demonstration of how the Clang `SyntaxHandler` works. Programmers annotate a function indicating the `SyntaxHandler` to be used in parsing and transforming the function body Tokens.

acters. The token stream is then provided to the syntax-handler plugin along with information about the already-parsed function declarator. The declarator contains information about the function’s name and arguments. The plugin provides, in return, a replacement text stream for the function. This text stream is then subjected to tokenization, much in the same way as an included source file might be handled, and parsing continues using the replacement text instead of the original function body. As described in Section IV B 1, we leverage this plugin interface to translate our quantum kernel expressions to valid C++ API calls.

IV. QCOR

Now we turn to the internal architecture that enables the functionality put forward by the QCOR specification. Ultimately, our qcor compiler implementation is composed of a runtime library as well as a Clang `SyntaxHandler` implementation enabling compilation of quantum kernels to valid C++ API calls (specifically, calls to the runtime library, and ultimately XACC). The runtime library puts forward a number of key abstractions that implement the original specification. Specifically, the runtime library provides a `QuantumKernel` class abstraction, imple-

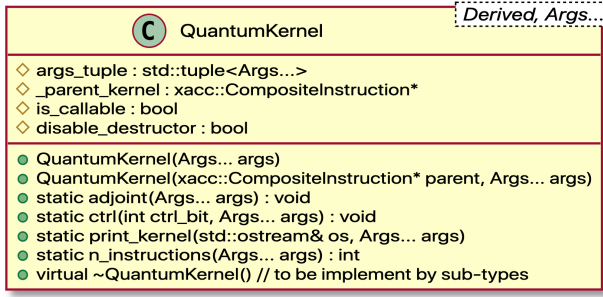


FIG. 4: The class diagram for the QuantumKernel template class. This class exposes constructors for entry-point kernels, kernel composition, and static methods for the generation of related circuits.

mentations of ObjectiveFunction, Operator, and Optimizer, a novel quantum runtime library API, and a task-based asynchronous execution API. The compiler provides a Clang SyntaxHandler that ensures quantum kernel domain specific languages (invalid code with respect to other compilers) are mapped to appropriate and valid sub-types of the QuantumKernel abstraction, as well as other utility functions. This mechanism ensures the quantum language-agnostic characteristic of our specification and implementation. The compiler module of qcor currently enables programming in XASM, OpenQasm, and Quil, as well as a custom language for expression unitary matrices to be decomposed into quantum assembly.

A. Runtime

1. Quantum Kernel

The QCOR specification stipulates that the quantum kernel must be some functor-like object with a function body composed of quantum code provided in some domain specific language, and execution of the functor affects execution of that quantum expression on the quantum co-processor. Beyond that, the specification currently allows language extension implementors to freely describe the kernel object model in a way that best suits the language being extended. For our qcor compiler implementation, we specify quantum kernels as C++ functions that are annotated with a `__qpu__` attribute, return void, and can take any function arguments, with at least one `qreg` argument. The function body can contain quantum code expressions written in any available quantum language. Here the word *available* implies the compiler has an appropriate token analysis implementation for the quantum domain specific language.

In order to represent this kernel concept as part

```
__qpu__ void ansatz(qreg q, double x) {
    X(q[0]);
    Ry(q[1], x);
    CX(q[1], q[0]);
}

... representation as QuantumKernel sub-type ...
class ansatz :
    public QuantumKernel<ansatz,
                        qreg, double> {
protected:
    void operator()(qreg q, double x) {
        // fill _parent_kernel
        // add x, ry, cx using QuantumRuntime
    }
public:
    ~ansatz_z0z1() {
        auto [q,x] = args_tuple;
        operator()(q,x);
        // submit _parent_kernel via QuantumRuntime
    }
}

... instantiating a temp instance
... looks like evaluation
ansatz(q, 2.2);
// can also use auto-generated static methods
ansatz::adjoint(q,2.2);
ansatz::ctrl(1, q, 2.2);
```

FIG. 5: Code snippet demonstrating how a quantum kernel gets represented as a QuantumKernel sub-type.

of the runtime library, qcor exposes a QuantumKernel class that follows the familiar curiously-recurring template pattern (CRTP) [7] and is intended to serve as a super-type for concrete kernel implementations. It takes the type of the subclass as its first template argument (Derived in Figure 4), followed by a variadic template parameter pack describing the quantum kernel function argument types (Args... in Figure 4). The class keeps reference to a `std::tuple` on the variadic types and stores concrete function argument instances in the tuple upon construction (the first constructor in Figure 4). Crucially, the class also keeps reference to an `xacc::CompositeInstruction` pointer (the `_parent_kernel` member) - an internal representation of this quantum kernel as an XACC IR instance. This is used for ultimate submission to the quantum co-processor (an instance of the XACC Accelerator). To promote quantum kernel composition (kernels that call other kernels), QuantumKernel exposes a second constructor that takes an upstream `xacc::CompositeInstruction` pointer. So an entry-point kernel (a quantum kernel called from a classical function) can work to fill its `_parent_kernel` instance, and then pass that to another kernel instance for it to

use as its internal `_parent_kernel`. This pattern directly enables quantum kernel composition.

The `QuantumKernel` class is never intended for use on its own, but rather it is meant to be subclassed by concrete quantum kernel representations. The design strategy for sub-types is to inherit from `QuantumKernel`, passing the sub-type itself as the first template argument, followed by the kernel function argument types, then provide an implementation of the sub-type destructor that ultimately affects execution of the quantum code. Figure 5 demonstrates this, where we have a parameterized quantum kernel, `ansatz`, that takes a `qreg` and `double` parameter. We subclass `QuantumKernel<ansatz, qreg, double>` and provide a means for execution at destruction. Specifically, the sub-type should fill the `_parent_kernel` `CompositeInstruction` and submit for execution. By doing this, one can see that instantiating a temporary instance of `ansatz` looks like quantum kernel function evaluation.

By doing it this way, we allow ourselves the opportunity to provide extra functionality for quantum kernels that you could not get through a standard function alone. For example, defining the `QuantumKernel` class gives us an opportunity to define extra public class methods that enable pertinent analysis tasks, like printing the kernel to an output stream or viewing depth, number of gates, or other circuit-specific information. Moreover, this gives us the opportunity to automatically generate related circuits. Figure 4 shows two such static methods, `adjoint` and `ctrl`, which auto-generate the adjoint / reverse and controlled version of the given quantum kernel automatically.

We do not expect the average qcor user to be concerned too much with the `QuantumKernel` class. It is primarily intended to serve as an internal representation of the quantum kernel that enables high-level programmability, as well as provide extra internal features for compiler and library developers. The primary goal of the qcor compiler is to map quantum kernel functions to appropriate definitions of `QuantumKernel` sub-types.

2. Quantum Runtime

The qcor `QuantumRuntime` exposes a class API for compiler and runtime developers to execute low-level quantum gate instructions on the specified quantum backend. This class represents a critical piece of the qcor runtime library architecture in that it provides an extensible hardware abstraction layer enabling typical quantum instruction execution. Moreover, it promotes the utility of different models of quantum-classical integration - remote, near-term models as

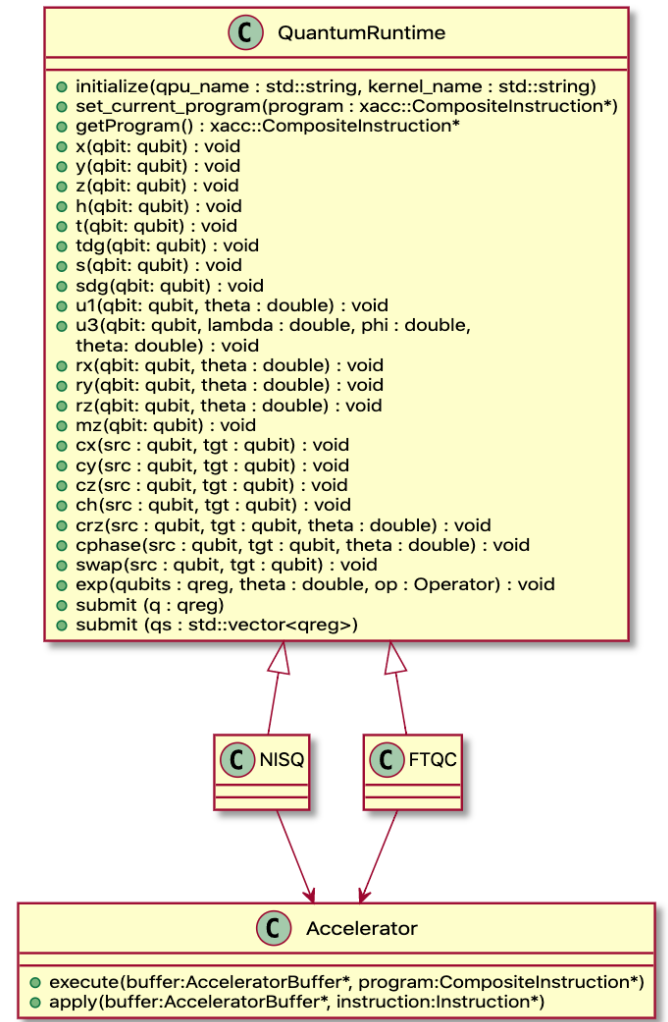


FIG. 6: The class diagram for the `QuantumRuntime` class. We provide implementations of this that enable both remotely hosted QPU execution, as well as future fault-tolerant models that stream instruction execution on a tightly integrated quantum backend.

well as tightly integrated feed-forward models. For near-term applications, the `QuantumRuntime` can be implemented to queue gate instructions as their corresponding API call is invoked. This execution paradigm keeps track of an internal representation of the low-level quantum circuit, and for each gate-level API invocation in a given quantum kernel execution context, the internal representation is built up, effectively queuing each instruction as it comes in. At the end of this construction or queuing period, the API exposes a `submit()` call that flushes the internal representation, sending the entirety of its contents to be executed on the compiled backend. This is demonstrated in Figure 6 as the `NISQ` subtype, and is the default `QuantumRuntime` backend in qcor. Specifically,

this default implementation of the QuantumRuntime API keeps track of a `xacc::CompositeInstruction` member that it populates upon each invocation of a quantum gate function call. Ultimately, the QuantumRuntime API represents a public interface for constructing XACC IR instances programmatically. The QuantumRuntime exposes methods for all common single qubit (Hadamard, T, S, Tdg, Sdg, Rx, Ry, Rz, U3, U1, X, Y, Z), two qubit (CX, CY, CZ, CH, CPhase, CRz, Swap), and measurement gates, as well as more complicated circuit synthesis routines like a function for first order trotterization of a provided qcor Operator (exp() function call). The default submit call takes an qreg instance and configures the execution of the `xacc::CompositeInstruction` on the backed `xacc::Accelerator` specified at compile time.

To support quantum hardware capable of fast feedback between the quantum processor and the classical processor, we also put forward a fault-tolerant quantum runtime (FTQC subtype as shown in Figure 6). In this execution model, the runtime library will dispatch quantum instructions to the Accelerator backend immediately and reflect any measurement results to the classical code as return values of the `QuantumRuntime::mz()` function. This FTQC runtime enables flexible control flow of our quantum kernels such as that required for quantum error correction implementations, whereby syndrome decoding is performed in real-time by a classical computer to determine appropriate correction strategies.

Since our provided QuantumRuntime implementations default to XACC, qcor picks up support for a number of physical quantum computers via the XACC Accelerator extension point, which ultimately handles mapping the XACC IR to the appropriate native gate set. However, one further design goal of this interface is to enable developers to extend the QuantumRuntime with a more robust level of support for the designated backend. We anticipate that this interface may enable implementations for specific physical backends, or even for lower-level electronic control system APIs, that provide a more efficient IR-translation mechanism for native backend gate sets.

3. Operator, Optimizer, and Objective Function

The QCOR specification defines a few concepts that seek to enable efficient expression of common quantum algorithms, specifically those that are variational and target potential near-term quantum hardware. These types, the Operator, ObjectiveFunction, and Optimizer, provide the necessary abstractions at a familiar level to enable general variational tasks that leverage quantum co-processing. The qcor implemen-

tation seeks to enable these concepts in a manner that is modular and extensible, allowing future qcor developers to tailor these concepts to their specific workflow.

First, the Operator concept represents a general quantum mechanical operator, or composition of operators. The Operator should expose appropriate algebra that enables programmers to build up complicated Hamiltonian models that can be leveraged for quantum simulation. Critically, Operators must expose some mechanism for the *observation* of quantum states on the quantum co-processor. By this we mean, given some unmeasured quantum kernel, the Operator should return a list of measured kernels, dependent solely on its internal structure. The prototypical example of this would be the VQE algorithm, whereby you have an Operator that describes the Hamiltonian of interest consisting of a sum of Pauli tensor products, and one requires quantum kernel executions for each term followed by measurements in the basis of the term itself. qcor implements the Operator concept as a class to be sub-typed for specific quantum mechanical operator types, each encoding its own operator algebra. The class exposes an interface for algebra (appropriate operator overloads in C++), as well as common methods for operator analysis. Every Operator in qcor can be instantiated from string, from a site-map (qubit index to operator name), or from a mapping of options.

```
// Create Operator from string
auto H = createOperator("pauli",
                       "2.2 X0 X1 + 3.3 Y0 Y1");
// Create Operator from X, Y, Z, API
auto H = 5.907 - 2.1433 * X(0) * X(1) -
         2.1433 * Y(0) * Y(1) + .21829 * Z(0) -
         6.125 * Z(1);
// Create from a, adag API
auto H = adag(1) * a(0) + adag(0) * a(1);
// Create from Operator Generators
auto H2_chem =
    createOperator("chemistry",
                  {"basis", "sto-3g"}, {"geometry", H2_geom});

// Create Optimizer based on NLOPT (COBYLA default)
auto optimizer = createOptimizer("nlopt");
// Create Adam from MLPACK
auto optimizer = createOptimizer("mlpack",
                                 {"mlpack-optimizer", "adam"});
```

FIG. 7: Demonstration of creating and using qcor Operators and Optimizers.

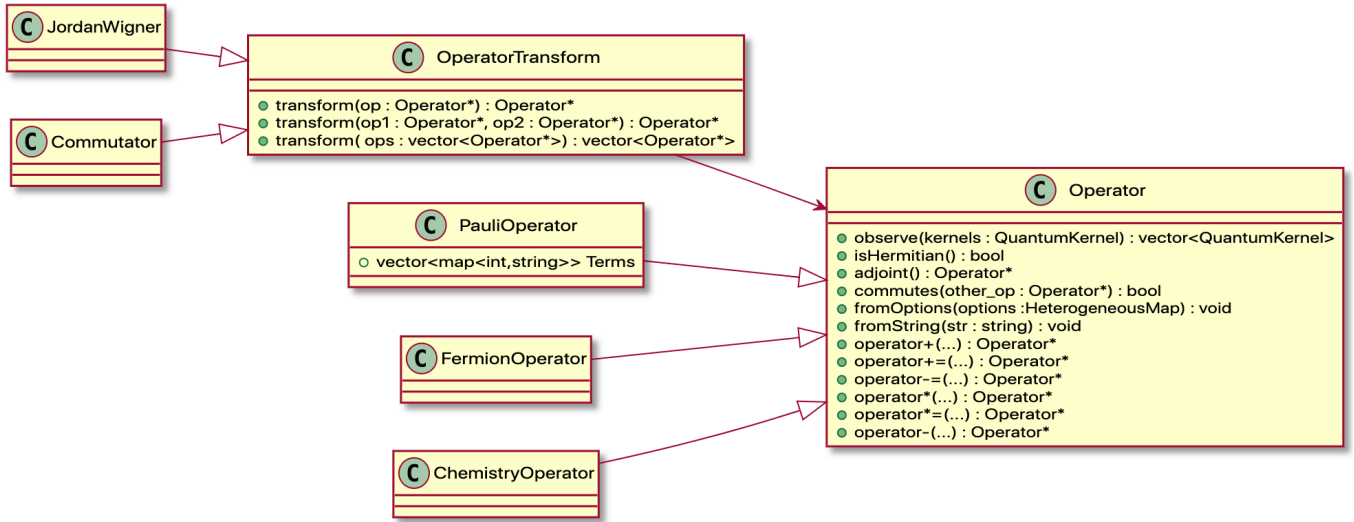


FIG. 8: The class diagram for the Operator class. Operator exposes an API for algebraic operations, which sub-types implement.

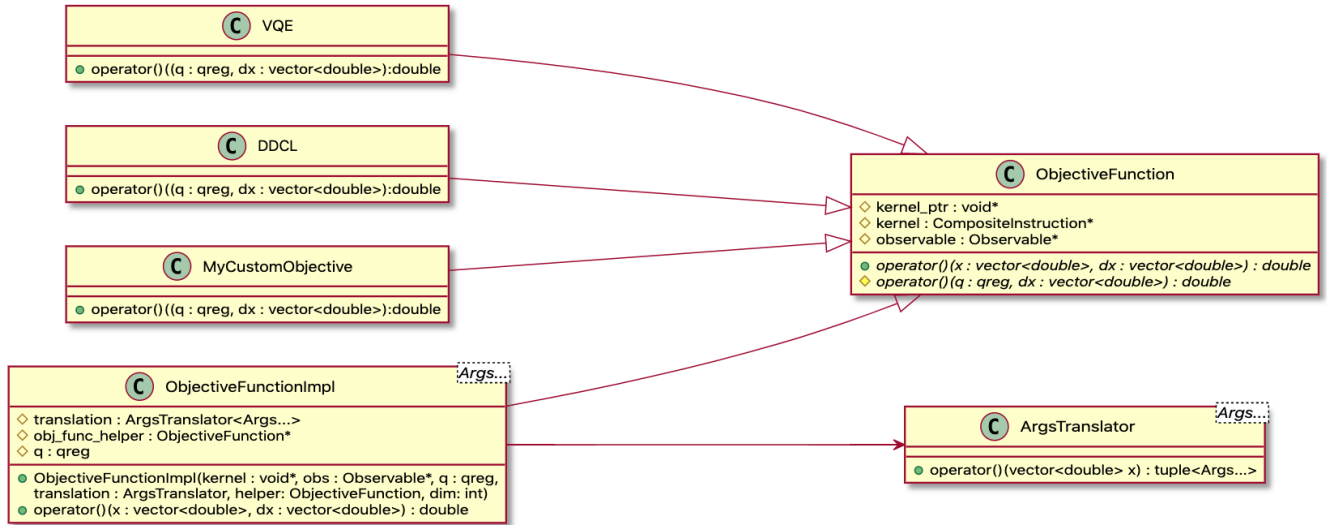


FIG. 9: The class diagram for the ObjectiveFunction template class. Sub-types provide custom ObjectiveFunction evaluation workflows.

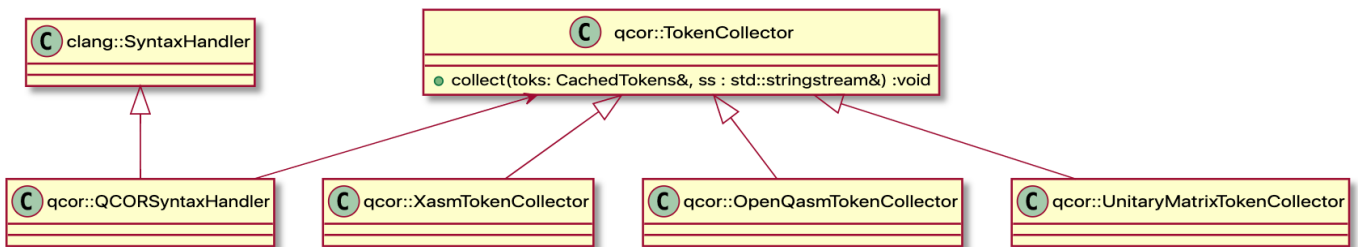


FIG. 10: The class diagram for the QCORSyntaxHandler class.

qcor provides sub-types for Pauli and Fermionic operators, as well as more complicated Operators that auto-generate themselves from this mapping of options (e.g., molecular geometry and basis set name to generate a molecular Hamiltonian, for example). qcor provides a creation API for Operators that enables efficient expression of quantum operators in a way that is familiar for programmers (see Figure 7). The class architecture for the Operator and related types is shown in Figure 8. Moreover, we further define and provide the OperatorTransform to serve as an extension point for general transformations on Operators (e.g., Jordan-Wigner for mapping Fermionic Operators to Pauli ones).

The ObjectiveFunction concept in qcor represents a multi-variate function that returns a scalar value ($y = F(\mathbf{x})$), and evaluation of the function requires quantum co-processor execution (e.g., the VQE workflow, where one has a parameterized circuit and would like to execute the circuit and evaluate the expectation value of some Operator). Ultimately, the ObjectiveFunction generalizes the notion of pre-processing, circuit evaluation, and post-processing in order to produce some scalar value given a vector of input scalar parameters. This concept has proven ubiquitous throughout near-term variational quantum-classical algorithm development and utility. In order to affect that workflow, ObjectiveFunctions requires initialization with both the quantum kernel of interest (passed as a functor or function pointer) and the Operator dictating measurements on the kernel. The class architecture for the ObjectiveFunction is shown in Figure 9, which we decompose into user-level ObjectiveFunction and internal ObjectiveFunctionImpl classes. The latter class is a variadic template on the quantum kernel argument types that keeps reference to an internal helper ObjectiveFunction and implements the operator()(std::vector<double>) method to map the incoming parameter vector to appropriate quantum kernel function arguments. It then invokes the protected operator()(qreg, std::vector<double>&) method of its ObjectiveFunction helper reference, passing the internal qreg instance and the reference to a vector for gradients, and returns the result of that call.

Conceptually, programmers request an ObjectiveFunction (see Figure 11) of a given name (vqe for example) and an ObjectiveFunctionImpl is constructed internally, templated on the quantum kernel arguments, and given reference to the corresponding ObjectiveFunction instance as its obj_func_helper. The ObjectiveFunctionImpl is solely responsible for evaluation of the quantum

```
__qpu__ void foo(qreg, double x) {
    ... quantum circuit using x parameter
}

...
auto H = createOperator("pauli", "X0 + Y1");
int n_params = 1;

// Create Objective to
// evaluate <foo(x) | H | foo(x)>
auto objective =
    createObjectiveFunction(foo, H, n_params);

// Evaluate at a concrete vector of parameters.
auto exp_val_H = (*objective)({1.345});

// Perform parameter sweep
for (auto x : linspace(-constants::pi,
                        constants::pi, 20)) {
    std::cout << "Value at " << x << " is " <<
        (*objective)({x}) << "\n";
}
```

FIG. 11: Demonstration of creating an ObjectiveFunction and using it for evaluation. Here we demonstrate the default VQE objective, returning the expected value of the provided Operator.

kernel, with pre- and post-processing left as a job for the internal helper ObjectiveFunction. The ObjectiveFunctionImpl instance is returned to programmers as an ObjectiveFunction pointer, removing the need for users to know any information about the template types or internal implementation.

It should be noted that in advanced use cases, the quantum kernel argument signature may in general be much more complex than the argument signature of the ObjectiveFunction functor. In this case, we need a mechanism for mapping std::vector<double> x parameters to the argument structure of the provided quantum kernel. To achieve this, qcor defines the ArgsTranslator<Args...> variadic class. This concept is templated on the argument types of the quantum kernel, and takes at construction a lambda or functor of signature std::tuple<Args...>(const std::vector<double>). The goal of this lambda is to map the incoming parameter vector to the kernel function arguments, taking advantage of any lambda capture variables required. A concrete example of this would be in the definition of a quantum kernel that takes two separate parameter vectors which, if concatenated together, would form the single parameter vector required for ObjectiveFunction. In this case, one would define a ArgsTranslator like in the code snippet provided in Figure 12.

```

// assume a kernel like this
__qpu__ void foo(qreg, std::vector<double> gamma,
               std::vector<double> beta) {
    .... quantum circuit using gamma, beta params
}
...
const int mid_point = 4;
auto args_translator =
    ArgsTranslator<std::vector<double>,
                 std::vector<double>>>({
    [&](const std::vector<double> x) {
        // split x into gamma and beta sets
        std::vector<double> gamma(x.begin(),
                                   x.begin() + mid_point),
                               beta(x.begin() + mid_point, x.end());
        return std::make_tuple(q, gamma, beta);
    });

```

FIG. 12: Demonstration of providing a custom `ArgsTranslator` that provides a mapping between the `ObjectiveFunction`'s requisite `std::vector<double> x` and complex kernel argument structures.

`qcor` provides a creation API for `ObjectiveFunctions`, `createObjectiveFunction()` (see Figure 11), with a few overloads: (1) take as input a quantum kernel functor and an `Operator`, which defaults to evaluating the expectation value of the `Operator` at the given parameters, and (2) take a kernel and an `Operator`, but also the name of a concrete `ObjectiveFunction` subclass for custom pre- and post-processing around quantum circuit execution. Additionally, each of the public creation functions for `ObjectiveFunctions` requires the number of variational parameters in the quantum kernel. Optionally, programmers can provide a heterogeneous map of options that may affect the construction and use of the `ObjectiveFunction`.

Finally, the `Optimizer` concept represents a typical classical multi-variate function optimization strategy (COBYLA, L-BFGS, Adam, etc.). Optimizers expose an `optimize()` method that takes as input an `ObjectiveFunction`, which, as demonstrated above, is essentially a functor or lambda with the signature `double(const std::vector<double>, std::vector<double>&)`. Here the first argument is the parameters to evaluate the `ObjectiveFunction` at, while the second argument represents the gradient vector as a reference that can be set. Using this functor signature, most classical derivative-free or gradient-based optimization routines are able to be implemented. As of this writing, `qcor` provides implementations of this interface that delegate to the popular `NLOpt` and `MLPack` libraries.

4. Task-based Asynchronous Execution

The QCOR specification requires that implementations provide an optional asynchronous execution model for executing quantum-classical tasks (optional in the sense that one could still leverage synchronous execution if desired). Specifically, it defines a public API call, `taskInitiate()` which programmers invoke to launch a quantum-classical optimization task on a separate execution thread. Moreover, it defines a `Handle` type that is returned by `taskInitiate()` and is used by programmers to synchronize the host and execution thread (via a defined `sync(Handle&)` call). The synchronization should cause the host thread to wait if the execution thread is not complete, and return a `ResultsBuffer` upon completion. The `ResultsBuffer` type is a simple data structure that provides the programmer with access to the optimal value and parameters.

We implement this functionality in the QCOR runtime library implementation via the `std::future<T>` type provided by newer C++ standards. Our implementation of `taskInitiate()` takes as input an `ObjectiveFunction` and an `Optimizer`, and returns a `Handle`, which is a typedef on `std::future<ResultsBuffer>`. The execution thread runs the `Optimizer` to compute the optimal parameters and value for the provided `ObjectiveFunction`. Programmers are free to do other work during execution of this asynchronous thread, and request the host and execution thread synchronize through the `sync(Handle&)` call, returning a valid `ResultsBuffer` upon execution completion. The code snippet in Figure 13 demonstrates this workflow.

```

// Create the ObjectiveFunction
auto objective = createObjectiveFunction(
    ansatz, H, n_variational_params);

// Create the Optimizer.
auto optimizer = createOptimizer("nlopt");

// Launch the Optimization Task with taskInitiate
auto handle = taskInitiate(objective, optimizer);

// Go do other work...

// Query results when ready.
auto results = sync(handle);
printf("vqe-energy from taskInitiate = %f\n",
       results.opt_val);

```

FIG. 13: Demonstration of leveraging the `taskInitiate()` call and the `qcor` asynchronous execution model.

B. Compiler

The `qcor` compiler implementation handles the complexity behind enabling this novel quantum-C++ language extension through simple extensions to Clang and integration with the QCOR runtime library. Here we go into detail behind the compiler implementation. We specifically highlight our novel implementation of the new Clang `SyntaxHandler` plugin, the overall compiler workflow, and the implementation of a compiler pass manager enabling general transformations on the compiled quantum kernel representation (for both optimization and placement). Ultimately, we put forward a `qcor` compiler executable that provides the same compiler flags programmers are used to, in addition to quantum-specific command line arguments.

1. Syntax Handler

The Clang compiler front-end exposes a modular and extensible set of libraries for common tasks found in the mapping of C, C++, and Objective-C source files to LLVM IR. It has a number of plugin interfaces, or extension points, that enable analysis of the abstract syntax tree (AST) representation of a C++ source file. This extensibility enables a single Clang binary install to take on new functionality depending on what plugins are loaded at compile time via standard command line arguments. This approach is optimal for us and the `qcor` compiler implementation. We seek to enable quantum-classical programming in C++ without having to modify core Clang/LLVM source bases, forcing a fork of these efforts and increasing the cost of maintainability for `qcor`.

Our approach leverages a recent plugin interface contribution to Clang - the `SyntaxHandler` - which provides a hook for plugin developers to analyze functions written in any domain specific language (DSL) and provide a rewritten token stream to Clang that is composed of valid C++ API calls (see Figure 3). This replacement occurs after lexing and preprocessing, but before the AST is generated. This plugin interface exposes a `GetReplacement()` method that provides the function body tokens for implementation-specific analysis, and an output stream that the implementation uses to provide valid C++ replacement code. The `SyntaxHandler` infrastructure will then replace the invalid DSL code with the provided output stream code and restart tokenization at the beginning of the function. Developers are free to update the function body, but can also write new code after it. Additionally, the `SyntaxHandler` exposes an `AddToPredefines()` method that can be used by implementations to add

to the current source file's header file include statements.

Our goal is to provide a `SyntaxHandler` implementation that enables the `qcor` C++ language extension. Specifically, we want our users to be able to express quantum kernels in a quantum language agnostic manner, while retaining standard C++ control flow statements and variable declaration and utility. To do so, we implement the `QCORSyntaxHandler` (see Figure 10), with name `qcor`, which analyzes the incoming Clang `CachedTokens` reference and attempts to perform two tasks: (1) translate the quantum code itself into appropriate `QuantumRuntime` API calls, and (2) define a `QuantumKernel<Derived, Args...>` subtype and associated function calls.

The first task relies on a further extension point called the `TokenCollector`, which we implement for the various quantum languages that we support. `qcor` currently has support (`TokenCollector` implementations) for XASM, OpenQasm, Quil, and a special circuit synthesis language that lets programmers describe their quantum code at the unitary matrix level. The `TokenCollector` exposes a single `collect()` method that allows implementations to map incoming clang `Tokens` to functional `QuantumRuntime` API calls dependent on the language corresponding to the implementation. Those `QuantumRuntime` calls are written to a provided `std::stringstream` that is passed down from the `QCORSyntaxHandler`. A unique feature of this architectural decomposition is that one can switch `TokenCollectors` while analyzing a given sequence of `CachedTokens`. This means that, dependent on some language extension syntax, one can define quantum kernels using multiple quantum languages within the same quantum kernel. In `qcor`, the default quantum

```
__qpu__ void bell(qreg q) {
    H(q[0]);
    using qcor::openqasm;
    cx q[0], q[1];
    using qcor::xasm;
    for (int i = 0; i < q.size(); i++) {
        Measure(q[i]);
    }
}
----- After Token Collection -----
quantum::h(q[0]);
quantum::cx(q[0], q[1]);
for (int i = 0; i < q.size(); i++) {
    quantum::mz(q[i]);
}
```

FIG. 14: Demonstration of mixing quantum languages within a quantum kernel, enabled via the `TokenCollector` infrastructure.

kernel language is XASM, but we permit switching to other languages via a `using qcor::LANG; statement`. So to switch from the default XASM to OpenQasm for instance, and trigger internally a switch to the OpenQasm TokenCollector, one would simply write `using qcor::openqasm;` (see Figure 14). This is a useful feature since some languages do provide more efficient expressability for various quantum programming tasks.

After the token collection phase of the QCORSyntaxHandler workflow, the provided `std::stringstream` contains the re-written QuantumRuntime API code for creating and executing the described quantum kernel. The details of how each TokenCollector implementation works is of critical importance. The most well-supported TokenCollector in qcor is the XASMTokensCollector. This implementation works by leveraging the XACC XASM Compiler implementation on a statement-by-statement basis. Specifically, it will attempt to compile each statement with this Compiler in order to map the statement to an XACC Instruction instance. If that mapping succeeds, the Instruction is mapped to a QuantumRuntime API call via an appropriate XACC InstructionVisitor (e.g. the `H(q[0])` call mapped to a `quantum::h(q[0])` call. If that mapping fails, the statement string itself is retained, and is assumed to be some classical code that must be part of the QuantumRuntime re-written source string (e.g. the `for` statement in Figure 14). The OpenQasmTokenCollector collects the incoming Clang Tokens and leverages the XACC Staq Compiler implementation to map each OpenQasm statement to an XACC Instruction instance.

We have also developed a means for programming at the unitary matrix level through an appropriate implementation of the TokenCollector. First, we define the `qcor::UnitaryMatrix` data structure, which

```
__qpu__ void unitary(qreg q) {
    decompose {
        // Create the unitary matrix
        UnitaryMatrix ccnot_mat =
            UnitaryMatrix::Identity(8, 8);
        ccnot_mat(6, 6) = 0.0;
        ccnot_mat(7, 7) = 0.0;
        ccnot_mat(6, 7) = 1.0;
        ccnot_mat(7, 6) = 1.0;
    }
    (q);
}
```

FIG. 15: Demonstration of programming at the unitary matrix level using the UnitaryMatrixTokenCollector.

is simply a typedef for a complex matrix provided by the Eigen matrix library [19]. Next, we enable a `decompose` keyword as part of our quantum kernel language extension, which programmers declare, open a new scope, and define their unitary matrix using the `qcor::UnitaryMatrix` API. Programmers close that new scope and provide further arguments indicating the qreg to operate on, and information about the specific circuit synthesis algorithm to employ in decomposing the unitary matrix to gate-level quantum instructions. Figure 15 demonstrates how this circuit synthesis mechanism can be leveraged. Effectively, the UnitaryMatrixTokenCollector will be invoked when the `decompose` syntax is observed during token analysis, and will rewrite the kernel to delegate the decomposition of the unitary matrix to appropriate XACC circuit synthesis routines.

The second task for the QCORSyntaxHandler is to rewrite the quantum kernel function and define a new `QuantumKernel<Derived, Args...>` sub-type, incorporating the results of the first task - the re-written QuantumRuntime code. Rewriting the function call as a `QuantumKernel` sub-type gives us auto-generated `adjoint / ctrl` methods, and provides an avenue for future kernel extensions enabling novel functionality. Our rewrite strategy is as follows: (1) rewrite the original function to forward declare a `__internal_call_function_KERNELNAME` function and immediately call that function (its implementation will follow the `QuantumKernel` sub-type declaration), (2) define the `QuantumKernel` subtype, and implement its `operator()(Args...)` method with the QuantumRuntime code generated from the token handling phase, (3) define the internal function call we forward declared in the original function, with an implementation that simply instantiates a temporary instance of the new `QuantumKernel` sub-type (immediately calling the destructor which affects quantum backend execution of the quantum code). An example of this re-write is given in Figure 16. We also add a function after the sub-type definition that takes a `CompositeInstruction` as its first argument, which is used internally to enable kernel composition.

Programmers see quantum kernel functions, but at compile time, these function are expanded into a new subclass definition of the `QuantumKernel`. The first subclass constructor takes as input the original function arguments, and calls the corresponding constructor on the superclass. This configures the kernel to be callable (`is_callable = true;`). In the case of a NISQ QuantumRuntime, instantiation and destruction of a kernel constructed this way will build up the internal `CompositeInstruction` via the QuantumRuntime API calls, and invoke `submit()` to execute on the backend Accelerator. For the FTQC

```

void bell(qreg q) {
    void __internal_call_function_bell(qreg);
    __internal_call_function_bell(q);
}
class bell :
    public qcor::QuantumKernel<class bell_multi,
                                qreg> {
    friend class
        qcor::QuantumKernel<class bell, qreg>;

protected:
    void operator()(qreg q) {
        if (!parent_kernel) {
            parent_kernel =
                qcor::__internal__::
                    create_composite(kernel_name);
        }
        quantum::set_current_program(parent_kernel);
        quantum::h(q[0]);
        quantum::cnot(q[0], q[1]);
        for (int i = 0; i < q.size(); i++) {
            quantum::mz(q[i]);
        }
    }

public:
    inline static const std::string
        kernel_name = "bell";
    bell(qreg q) : QuantumKernel<bell, qreg>(q) {}
    bell(std::shared_ptr<qcor::CompositeInstruction>
        _parent, qreg q)
        : QuantumKernel<bell, qreg>(_parent, q) {}
    virtual ~bell() {
        auto [q] = args_tuple;
        operator()(q);
        if (is_callable) {
            quantum::submit(q.results());
        }
    }
};

void bell(
    std::shared_ptr<qcor::CompositeInstruction>
        parent, qreg q) {
    class bell_multi k(parent, q);
}

void __internal_call_function_bell(qreg q) {
    class bell_multi k(q);
}

```

FIG. 16: The QCORSyntaxHandler translates quantum kernels (like the kernel in Figure 1) into new function calls and a `QuantumKernel<Derived, Args...>` subclass definition.

QuantumRuntime, instantiate and destruction invokes the QuantumRuntime calls which immediately affect execution of the single instruction on the backend Accelerator. Note that if the kernel has not been

called, then the `_parent_kernel` is null, so the first task of `operator()(Args...)` is to create it. It is then given to the QuantumRuntime API and used for construction, or immediate execution, of the circuit. The second constructor takes as its first argument an already constructed `_parent_kernel`, which is set on the new instance's `_parent_kernel` attribute. Now when `operator()(Args...)` is called, a new `_parent_kernel` is not created, and the incoming one from instantiation is used. This directly enables kernel composition - the second constructor is always used for quantum kernels called from other quantum kernels. If this second constructor is used, then `is_callable = false`, and `submit()` is never called on the kernel. For remote execution, submission to the backend is only ever invoked for entry-level quantum kernels.

2. Pass Manager

As mentioned above, the QuantumRuntime API exposes a `submit()` call that affects execution of the constructed `CompositeInstruction` on the desired backend Accelerator. Upon invocation of this call, the runtime-resolved quantum IR tree is completely flattened and only contains simple quantum assembly instructions to be submitted to the specified QPU. Therefore, this submission API is amenable for the implementation of a just-in-time (JIT) quantum circuit optimization and transformation sub-system which utilizes best-known techniques in the field of circuit optimization to further simplify the circuit before sending it to the target QPU. Since qcor is built upon the XACC framework, it is well-positioned to serve as an integration framework for state-of-the-art quantum compilation strategies coming from experts in the field. We specifically design our JIT quantum compilation system to build upon XACC's plugin extensibility in order to enable a diverse set of quantum compilation strategies.

Adopting the ubiquitous LLVM optimization framework pattern for user-contributed IR transformation strategies, we structure runtime circuit optimization tasks into *passes* that simplify the input circuit in terms of gate count and depth. The application of runtime optimization passes is handled by a class called `PassManager`, and passes are implemented as subtypes of the XACC `IRTransformation`, and are invoked by the `PassManager`. This approach enables the qcor `PassManager` to inherit a well-established set of circuit optimizers from XACC, such as the implementations of the rotation folding and the phase polynomial optimization algorithms. Table I provides the default circuit optimizer passes

TABLE I: Descriptions of circuit optimization passes that are implemented for qcor.

Pass Name	Description
circuit-optimizer	A collection of simple pattern-matching-based circuit optimization routines.
single-qubit-gate-merging	Combines adjacent single-qubit gates and finds a shorter equivalent sequence if possible.
two-qubit-block-merging	Combines a sequence of adjacent one and two-qubit gates operating on a pair of qubits and tries to find a more optimal gate sequence via Cartan decomposition if possible.
rotation-folding	A wrapper of the Staq's RotationOptimizer [3] which implemented the rotation gate merging algorithm.
voqc	A wrapper of the VOQC (Verified Optimizer for Quantum Circuits) OCaml library [21], which implements generic gate propagation and cancellation optimization strategy.

(xacc:IRTransformations) that qcor leverages.

Based on internal profiling, we further define optimization *levels* which dictate the set of passes and their execution order. The goal here is to strike a balance between the potential gate count reduction and the optimization time. For example, invoking the qcor compiler with “-opt 1” command-line option will activate optimization level 1. It is worth noting that since this option controls the final JIT optimization of the quantum kernel before remote execution, it will not impact the compile time of top-level classical-quantum code. The produced executable will contain the selected optimization level to pass over to the PassManager which then selects and loads appropriate IRTransformation modules to optimize the quantum IR tree. Once all passes have completed, the simplified circuit will be sent to the QPU for execution.

More advanced users can also specify an ordered list of passes to be executed by using the qcor’s “-opt-pass” option. External developers can thus develop in-house passes adhering to the IRTransformation API and integrate them into the qcor compilation and execution workflow using this compile option. For example, we have made available two IRTransformation plugins which wrap the C++ Staq rotation folding [3] and the OCaml-based Verified Optimizer for Quantum Circuits (VOQC) [21] optimizers, thereby demonstrating the cross-language extensibility of the qcor circuit optimization sub-system.

For diagnostic purposes, the PassManager analyzes detailed statistics about each pass, such as the execution time, the gate count distribution before and after the pass, which could be retrieved for analysis. In

Section VG, we will show some statistics of the passes that are currently available in the qcor-XACC ecosystem.

3. Placement

```
// Create a multi-qubit entangled state
__qpu__ void entangleQubits(qreg q) {
  H(q[0]);
  for (int i = 1; i < q.size(); i++) {
    CX(q[0],q[i]);
  }
  for (int i = 0; i < q.size(); i++) {
    Measure(q[i]);
  }
}

int main() {
  // Create a 4-qubit register
  auto q = qalloc(4);
  // Execute the kernel
  entangleQubits(q);
  // Expect: ~50-50 for "0000" and "1111"
  q.print();
}
```

```
// Target ibmq_ourense backend:
// qcor -qpu aer:ibmq_ourense
H q0
CNOT q1,q0      | Ourense Connectivity |
CNOT q0,q1      | (0) -- (1) -- (2) |
CNOT q1,q2      | | |
CNOT q1,q3      | (3) |
Measure q1      | | |
Measure q0      | (4) |
Measure q2      | | |
Measure q3      | | |
```

```
// Target ibmqx2 (ibmq_5_yorktown) backend
// qcor -qpu aer:ibmqx2
H q0
CNOT q0,q1      | ibmqx2 Connectivity |
CNOT q2,q0      | (1) |
CNOT q0,q2      | / | |
CNOT q2,q3      | (0)-(2)-(3) |
Measure q2      | | / |
Measure q1      | (4) |
Measure q0      | | |
Measure q3      | | |
```

FIG. 17: Code snippet demonstrating qcor placement. (Top) qcor source code and final circuits after placement for the IBMQ’s (Middle) Ourense and (Bottom) Yorktown backends.

When `qcor` compiles the executable for a target accelerator backend, it also takes into account the qubit connectivity as well as any user-defined mappings to project the logical qubit indices as defined in the quantum kernel onto the actual physical qubit indices on hardware. This hardware placement functionality often involves (1) permutations of gates and qubits, e.g., by inserting SWAP gates, so that the resulting circuit satisfies the device topology constraints and (2) direct logical-physical qubit mapping to take advantage of best-performing qubits.

To address the first task, `qcor` defaults to an `xacc::IRTransformation` implementation delegating to the `Staq` [3] library providing a generic shortest path permutation algorithm (`swap-shortest-path`) whereby two-qubit gates between uncoupled qubits are swapped to satisfy the coupling graph. Figure 17 demonstrates such mapping when we compile the same kernel source for two different IBMQ device targets, namely the Ourense and Yorktown 5-qubit backends. Since their connectivity graphs are different, the resulting circuits after placement are also different. Specifically, the sequence of CNOT gates was permuted to match the backend topology and the measure gates are also swapped accordingly. It is worth noting that this propagating permutation approach is more efficient than a SWAP gate-based solution since we do not need to swap the qubits back and forth. Besides `swap-shortest-path`, Table II provides the details of hardware placement strategies that are available in `qcor`.

Manual qubit-to-qubit mapping functionality is also available in `qcor`. In particular, by supplying a `'-qubit-map'` option along with a sequence of qubit indices to `qcor`, the runtime placement service will map logical qubits to the physical ones according to this map. For example, depending on the readout and gate error information of the backend, we may want to use qubit 5 and 6 for a two-qubit quantum kernel which was written in terms of `q[0]` and `q[1]` by simply compiling with `'-qubit-map 5,6'`.

TABLE II: Descriptions of hardware placement strategies that are implemented for QCOR.

Name	Description
Swap shortest path	Implement permutation-based mapping for uncoupled qubits [3].
Noise Adaptive	Optimize a noise-adaptive layout [37] based on backend calibration data (gate errors.)
Sabre	Implement SWAP-based BidiREctional heuristic search algorithm (SABRE) [29].
QX Mapping	Implement the IBM-QX contest-winning technique [47].

4. Automated Error Mitigation

XACC enables automated error mitigation via decoration of the Accelerator backend [31]. The `AcceleratorDecorator` service interface inherits from `Accelerator` but also contains an `Accelerator` member reference, enabling an `Accelerator::execute()` override that provides an opportunity for pre- and post-processing around execution of the decorated `Accelerator`. For error mitigation, this is used to analyze or update the incoming compiled circuit, execute it, and analyze and mitigate the results based on the sub-type's implemented strategy. Since `qcor` builds upon XACC and ultimately targets backend Accelerators, this mechanism should also be readily available to users of the `qcor` language extension and compiler.

We have added this capability to `qcor` via an `-em` command line option. This option flag lets users specify the name of a decorator to use to automatically apply error mitigation to kernel invocations. The code snippet in Figure 18 demonstrates this, whereby we have a quantum kernel that applies a large, even number of X gates on a single qubit, theoretically resulting in the $|0\rangle$ state. Due to the presence of noise, this will not be the case, and we should observe an expectation value with respect to Z measurements that drifts from

```

__qpu__ void noisy_zero(qreg q) {
    for (int i = 0; i < 100; i++) {
        X(q[0]);
    }
    Measure(q[0]);
}

int main() {
    qreg q = qalloc(1);
    noisy_zero(q);
    std::cout << "Expectation: "
                << q.exp_val_z() << "\n";
}
-----
$ qcor -qpu aer[noise-model:noise_model.json] \
  -shots 4096 -o noisy.x zne_test.cpp
$ ./noisy.x
Expectation: 0.895996
$ qcor -qpu aer[noise-model:noise_model.json] \
  -shots 4096 -em mitiq -o mitiq_noise.x \
  zne_test.cpp
$ ./mitiq_noise.x
Expectation: 1.02295

```

FIG. 18: Code snippet demonstrating QCOR automated error mitigation leveraging the Mitiq library, specifically zero-noise extrapolation.

the true value of 1.0. The bottom half of this snippet shows how one would use this error mitigation flag. Here we compile to the IBM noise-aware Aer simulation backend, providing a custom noise model file as an option. Execution of this compiled executable results in a noisy expectation value, as expected. We next compile with the same noise model but additionally indicate we'd like to apply error mitigation from the Mitiq library [27, 34], which provides routines for zero-noise extrapolation [17]. Executing the compiled executable this time we see that the result has been shifted closer to the true value of 1.0. `qcor` enables one to stack these decorators by passing more than one `-em` flag, and the order with which they are seen on the command line will represent the order they will be executed.

5. Compiler Workflow

The architecture described above ultimately puts forward C++ libraries that provide pertinent `qcor` runtime and compile-time capabilities. In order for programmers to interface with this novel infrastructure, we provide a `qcor` compiler command-line executable. This executable is meant to directly mimic existing compilers like `clang++` and `g++`, but with the addition of quantum-pertinent command line options. We provide this compiler as an executable Python script, which delegates to a `clang++` sub-process call configured with all necessary include paths, library link paths, libraries, and compiler flags required for executing the `qcor` compilation workflow. Of critical importance is the loading of the `QCORSyntaxHandler` plugin library, which enables the underlying `clang++` call to operate on defined quantum kernels and transform them to valid C++ code. Additionally, the `qcor` compiler exposes a `-qpu` compiler flag that lets users dictate what quantum backend this source file should be compiled to. The quantum backend name provided follows the XACC syntax for specifying Accelerators (e.g. `accelerator_name:backend_name`). As seen in Section IV B 2, the compiler also exposes `-opt LEVEL` and `-opt-pass PASSNAME` arguments to turn on quantum circuit optimization. Just like existing classical compilers, `qcor` can be used in compile-only mode (`-c SOURCEFILE.cpp`) as well as in link-mode.

The overall compiler workflow is fairly simple, and can be described as follows: (1) invocation of `qcor` on a quantum-classical C++ source file, indicating the backend QPU to target, (2) `clang++` is invoked and loads the `QCORSyntaxHandler` plugin library, (3) usual Clang preprocessing and lexing occurs, (4) the `QCORSyntaxHandler` is invoked on all `__qpu__` annotated functions, translating them to a set of new func-

tions and a `QuantumKernel` definition, as in Figure 16, and (5) finally, classical compilation proceeds with this rewrite (AST generated, LLVM IR CodeGen executed). The user is left with a classical binary executable or object file (depending on whether `-c` was used). Invocation of the executable proceeds as it would normally (`./a.out`, or whatever the executable was named).

6. Just-in-Time Quantum Kernel Compilation

Another architectural point of note for the compiler is the addition of data structures and utilities to perform just-in-time compilation of quantum kernels. We foresee use cases whereby developers may wish to build up quantum circuits at runtime based on

```
#include "qcor_jit.hpp"
int main() {

    // QJIT is the entry point to QCOR quantum kernel
    // just in time compilation
    QJIT qjit;

    // Define a quantum kernel string dynamically
    const auto kernel_src = R"#{
        __qpu__ void bell(qreg q) {
            using qcor::openqasm;
            h q[0];
            cx q[0], q[1];
            creg c[2];
            measure q -> c;
        }"#;

    // Use qjit to compile this at runtime
    qjit.jit_compile(kernel_src);

    // Now, one can get the compiled kernel as a
    // functor to execute, must provide the kernel
    // argument types as template parameters
    auto bell = qjit.get_kernel<qreg>("bell");

    // Allocate a qreg and run the kernel functor
    auto q = qalloc(2);
    bell(q);
    q.print();

    // Or, one can call the QJIT invoke method
    // with the name of the kernel function and
    // the necessary function arguments.
    auto r = qalloc(2);
    qjit.invoke("bell", r);
    r.print();
}
```

FIG. 19: Code snippet demonstrating QCOR quantum kernel just in time compilation.

pertinent runtime information. This is difficult with quantum kernel function declarations, as these are defined at compile time. We have therefore introduced a new data type, QJIT, which provides quantum kernel just-in-time execution (JIT). The code snippet in Figure 19 demonstrates how one might use this utility. QJIT exposes a `jit_compile()` method that takes as input the quantum kernel as a source string. This method will then programmatically run the `QCORSyntaxHandler` on that source string to produce the source string containing the `QuantumKernel` sub-type definition plus additional utility functions (as in Figure 16). This new source string is then compiled to an LLVM IR Module instance using the `Clang CodeGenAction` programmatically. The resultant Module is then passed to the LLVM JIT utility data structures (`ExecutionSession`, `IRCompileLayer`) for just-in-time compilation. Finally, a pointer to the representative function for the quantum kernel is stored and returned via the `QJIT::get_kernel<Args...>()` call, or leveraged in the `QJIT::invoke()` call. In this way, programmers can compile source string dynamically at runtime, and get a function pointer reference to the JIT compiled function for future execution. This workflow also incorporates Module caching so that the same quantum kernel source code is not re-compiled every time it is encountered (or the executable running this workflow is run).

V. DEMONSTRATION

Now we turn to some illustrative examples of using the qcor compiler infrastructure. Specifically, we detail code snippets demonstrating the level of quantum-classical programmability that qcor provides, as well as novel library data structures and API calls for affecting execution of useful quantum algorithms (VQE [39] QAOA [46], QPE [13], etc).

A. Quantum Phase Estimation

The quantum phase estimation (QPE) algorithm is a seminal quantum subroutine that computes the eigenvalue of a unitary matrix for a given eigenvector. From a programming perspective, this algorithm demonstrates some intriguing aspects of the composability and synthesis of quantum programs. In particular, the input to the algorithm is a black box operation U (oracle) which we must be able to apply conditioned on a qubit. Hence, the compiler needs to figure out the decomposition in terms of basic gates to implement that arbitrary controlled- U operation. In qcor, each user-defined quantum kernel has intrinsic `adjoint()`

```
// QCOR standard libraries
#include "qft.hpp"

// The Oracle: a T gate
__qpu__ void compositeOracle(qreg q) {
    // T gate on the last qubit
    int last_qbit = q.size() - 1;
    T(q[last_qbit]);
}

// Main algorithm
__qpu__ void QuantumPhaseEstimation(qreg q) {
    const auto nQubits = q.size();
    // Prepare eigenstate (|1>)
    X(q[nQubits - 1]);

    // Apply Hadamard gates to the counting qubits:
    for (int qIdx = 0; qIdx < nQubits - 1; ++qIdx) {
        H(q[qIdx]);
    }

    // Apply Controlled-Oracle
    const auto bitPrecision = nQubits - 1;
    for (int32_t i = 0; i < bitPrecision; ++i) {
        const int nbCalls = 1 << i;
        for (int j = 0; j < nbCalls; ++j) {
            int ctrlBit = i;
            // Controlled-Oracle:
            // in this example, Oracle is T gate;
            // i.e. Ctrl(T) = CPhase(pi/4)
            compositeOracle::ctrl(ctrlBit, q);
        }
    }

    // Inverse QFT on the counting qubits:
    int startIdx = 0;
    int shouldSwap = 1;
    iqft(q, startIdx, bitPrecision, shouldSwap);

    // Measure counting qubits
    for (int qIdx = 0; qIdx < bitPrecision; ++qIdx) {
        Measure(q[qIdx]);
    }
}

// Executable entry point:
int main(int argc, char **argv) {
    // Allocate 4 qubits, i.e. 3-bit precision
    auto q = qalloc(4);
    QuantumPhaseEstimation(q);
    // dump the results
    // EXPECTED: only "100" bitstring
    q.print();
}
```

FIG. 20: Code snippet demonstrating the Quantum Phase Estimation algorithm.

and `ctrl()` extensions, which automatically generate the adjoint and controlled circuits.

We demonstrate the programmability of the QPE algorithm in Figure 20. The oracle is expressed as a `qcor` kernel (annotated with `__qpu__`) named `compositeOracle` which only contains a single T gate operating on the last qubit of the provided quantum register. It is worth noting that the oracle can be an arbitrarily complex circuit or even be specified as a unitary matrix using the `qcor` unitary decompose extension. Given this oracle kernel, the QPE algorithm requires the application of controlled- U^k operations. Thanks to the ubiquitous for loop and the built-in `ctrl` kernel extension, the algorithm is expressed in a very succinct manner yet generic for arbitrary oracles.

There is another language feature that we also want to point out in this example. We take advantage of the Inverse Quantum Fourier Transform (`iqft`) kernel that is pre-defined in the `qcor` standard libraries by simply including the appropriate header file (`qft.hpp`). The algorithm is implemented for generic cases allowing us to specify a subset of the qubit register to act upon and to control whether or not we need to add SWAP gates at the beginning of the circuit.

B. GHZ State on a Physical Backend

To demonstrate `qcor`'s ability to compile to physical backends, here we demonstrate a simple GHZ experiment on a 5-qubit physical backend from IBM. The logical connectivity of this problem will not directly

```
__qpu__ void ghz(qreg q) {
    H(q[0]);
    for (int i = 0; i < q.size()-1; i++) {
        CX(q[i], q[i+1]);
    }
    for (int i = 0; i < q.size(); i++) {
        Measure(q[i]);
    }
}
// helper to show histogram of counts
void plot_counts(auto&& counts) {...}
int main() {
    auto q = qalloc(5);
    ghz::print_kernel(std::cout, q);
    ghz(q);
    plot_counts(q.counts());
}
```

FIG. 21: Code snippet demonstrating preparing a GHZ state on the 5 qubit `ibmq_vigo` physical backend.

```
$ qcor -qpu ibm:ibmq_vigo ghz.cpp ; ./a.out
H q0
-----
CNOT q0,q1 | Vigo Connectivity |
CNOT q1,q2 | (0) -- (1) -- (2) |
CNOT q2,q1 |           |
CNOT q1,q2 |           (3)         |
CNOT q2,q1 |           |
CNOT q1,q3 |           (4)         |
CNOT q3,q4 |           |
-----
Measure q0
Measure q2
Measure q1
Measure q3
Measure q4
```

FIG. 22: Standard out from code in Figure 21. The default placement strategy has been applied to enable all CNOTs in the logical program.

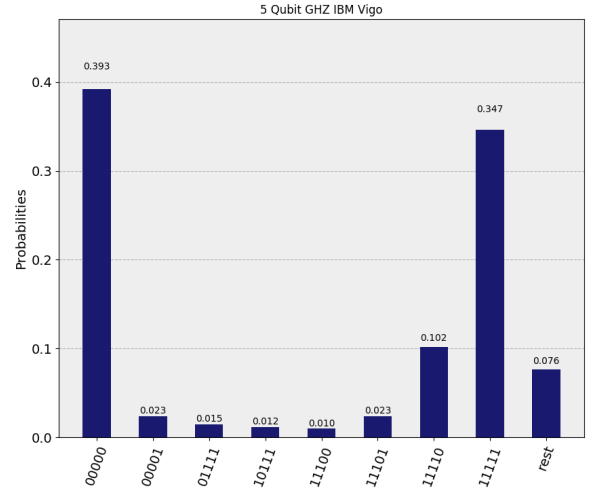


FIG. 23: Results of running the code in Figure 21 on the `ibmq_vigo` physical backend. Execution on Aug. 27, 2020. 11:03 AM EDT, IBM Job-Id: 5f47cb10654c28001b53b144

map to the physical connectivity of the backend we target (`ibmq_vigo`), but `qcor` handles this by applying an appropriate placement strategy, as described in Section IV B 2. The code snippet in Figure 21 shows a simple kernel that runs the GHZ state on 5 qubits. In `main()`, we allocate the 5-qubit `qreg`, print the kernel in order to see the results of placement on the `ibmq_vigo` backend, run the kernel, and output the bit strings and corresponding counts observed. The results of compilation and execution of this code are shown in Figures 22, 23, where one can clearly see the presence of the SWAP to enforce the logical connectivity of the program (introduced by the default

Staq swap-shortest-path placement strategy). The results indicate the typical noise present in execution on NISQ hardware, but one can see the dominant observed configurations of 00000 and 11111, as expected.

C. Feed-Forward Error Correction

In this demonstration, we seek to illustrate the utility of the FTQC runtime to implement quantum error correction (QEC), which is a crucial aspect of fault-tolerant quantum computation. Specifically, we examine the implementation of the canonical QEC feed-back (syndrome) and feed-forward (correction) loop of a toy three-qubit bit-flip encoding scheme, as shown in Figure 24. The syndrome signatures (parity01 and parity12 boolean variables) detected by measurement operations are used to infer the most probable bit-flip location for correction. Albeit its simplicity, this model of error correction immediately generalizes to other codes which could require much more complex decoding mechanisms such as the Blossom [15] or maximum-likelihood [6] algorithms for the surface code [16].

D. Multi-Language Kernel Development

The SyntaxHandler and TokenCollector architecture gives us a unique opportunity for general embedded domain-specific language processing in C++ for quantum programming. Moreover, as implemented, it gives us the ability to program kernels in multiple qcor-supported quantum languages. Here we demonstrate this capability using an example that leverages both gate-level and unitary matrix-level programming approaches side-by-side.

Figure 25 demonstrates the generation of the truth table for the Toffoli gate using three distinct languages in a single quantum kernel definition. The example starts off by defining a controlled-CNOT quantum kernel (ccnot) that takes a qreg and a vector<int> describing the initial qubit state configuration (some combination of 0s and 1s). The kernel starts by using the XASM language to operate X gates on qubits with a corresponding bit configuration of 1 in the bit_config vector. Next, the kernel leverages the unitary matrix decomposition DSL for describing the Toffoli interaction as a matrix. This tells qcor to decompose the corresponding unitary matrix with an internal circuit synthesis algorithm (QFAST [44] by default). Finally, the kernel uses the OpenQasm language to apply measure gates to all qubits in the qreg. The main() implementation loops over all bit config-

```
// Measure Z0Z1 and Z1Z2 syndromes
// and recover from a bit-flip error.
__qpu__ void correctLogicalQubit(qreg q,
                                int logicalIdx,
                                int ancIdx) {
    int physicalIdx = logicalIdx * 3;
    // Step 1: Measure Z0Z1
    CX(q[physicalIdx], q[ancIdx]);
    CX(q[physicalIdx + 1], q[ancIdx]);
    // Measure the ancilla to determine the syndrome.
    const bool parity01 = Measure(q[ancIdx]);
    if (parity01) {
        // Reset ancilla qubit for reuse
        X(q[ancIdx]);
    }
    // Step 2: Measure Z1Z2
    CX(q[physicalIdx + 1], q[ancIdx]);
    CX(q[physicalIdx + 2], q[ancIdx]);
    // Measure the ancilla to determine the syndrome.
    const bool parity12 = Measure(q[ancIdx]);
    if (parity12) {
        // Reset ancilla qubit for reuse
        X(q[ancIdx]);
    }
    // Step 3: Correct bit-flip errors
    // based on parity results:
    // Error | Z0Z1 | Z1Z2
    // =====
    // Id |False |False
    // X0 |True  |False
    // X1 |True  |True
    // X2 |False |True
    if (parity01 && !parity12) {X(q[physicalIdx]);}
    if (parity01 && parity12) {X(q[physicalIdx+1]);}
    if (!parity01 && parity12) {X(q[physicalIdx+2]);}
}

// Run a full QEC cycle on bit-flip code encoded
// qubit register.
__qpu__ void runQecCycle(qreg q) {
    int nbLogicalQubits = q.size() / 3;
    int ancBitIdx = q.size() - 1;
    for (int i = 0; i < nbLogicalQubits; ++i) {
        correctLogicalQubit(q, i, ancBitIdx);
    }
}
```

FIG. 24: Code snippet demonstrating bit-flip quantum error correction code. The runQecCycle kernel iterates over all *logical* qubits (encoded as three consecutive physical qubits) and performs syndrome detection and correction (using correctLogicalQubit helper kernel). Compilation requires the -qrt ftqc flag.

urations, each time allocating a three-qubit qreg, executing the kernel, and printing the resultant truth table entry.


```

__qpu__ void ccnot(qreg q,
                  std::vector<int> bit_config) {
    // Setup the initial bit configuration
    // This is using XASM language
    for (auto [i, bit] : enumerate(bit_config)) {
        if (bit) {
            X(q[i]);
        }
    }

    // Use the Unitary Matrix DSL for
    // creating the Toffoli matrix to decompose
    decompose {
        UnitaryMatrix ccnot_mat =
            UnitaryMatrix::Identity(8, 8);
        ccnot_mat(6, 6) = 0.0;
        ccnot_mat(7, 7) = 0.0;
        ccnot_mat(6, 7) = 1.0;
        ccnot_mat(7, 6) = 1.0;
    }(q);

    // Switch to OpenQasm and Measure all
    using qcor::openqasm;
    creg c[3];
    measure q -> c;
}

// Helper functions
std::vector<std::vector<int>>
    generate(int size) {...}
void print_result(auto& bit_config,
                  auto counts) {...}

int main() {
    // Loop over all configs and print out
    // the Toffoli truth table
    for (auto &bit_config : generate(3)) {
        auto q = qalloc(3);
        ccnot(q, bit_config);
        auto counts = q.counts();
        print_result(bit_config, counts);
    }
}

----- compile and run with -----
$ qcor -qpu qpp -shots 1024 ccnot.cpp && ./a.out
000 -> 000
001 -> 001
010 -> 010
011 -> 011
100 -> 100
101 -> 101
110 -> 111
111 -> 110

```

FIG. 25: Code snippet demonstrating the mixing of available quantum languages via the qcor TokenCollector architecture.

```

----- grover.qasm -----
OPENQASM 2.0;
include "qelib1.inc";
qreg qubits[9];
creg c[9];
x qubits[5];
h qubits[0];
h qubits[1];
ccx qubits[0],qubits[1],qubits[6];
ccx qubits[2],qubits[6],qubits[7];
ccx qubits[3],qubits[7],qubits[8];
... missing for brevity, file has 164 lines
h qubits[3];
h qubits[4];

----- grover.cpp -----
__qpu__ void grover(qreg q) {
    using qcor::openqasm;
    #include "grover.qasm"
    using qcor::xasm;
    for (int i = 0; i < q.size(); i++) {
        Measure(q[i]);
    }
}

int main() {
    auto q = qalloc(9);
    grover::print_kernel(std::cout, q);
    grover(q);
}

```

FIG. 26: Code snippet demonstrating the inclusion of pre-existing OpenQasm files into quantum kernel expressions.

E. Incorporating Pre-Existing OpenQasm Codes

A large number of benchmarks and application-level quantum codes are written as stand-alone OpenQasm files - standard text files containing OpenQasm quantum code. Integration of these pre-existing codes with the qcor quantum kernel expression mechanism is straightforward, and we demonstrate it here. The top part of the code snippet in Figure 26 shows the contents of an OpenQasm file called `grover.qasm`. The bottom part demonstrates a qcor C++ file that incorporates this OpenQasm code into the usual quantum kernel function definition. Programmers simply note that the kernel language to be used is OpenQasm via the `using qcor::openqasm` statement, and then leverage the existing C++ preprocessor to include the contents of the `grover.qasm` file within the function body. One can then add any other kernel code using any of the available kernel languages (e.g. adding measurements using XASM as seen in the code snippet). Programmers can then invoke the kernel on an appropriately sized `qreg` instance, or print the kernel qasm to see that the OpenQasm was appropriately in-

corporated.

F. Variational Algorithms with the QCOR API

Here we demonstrate the utility of the public API and data structures defined by the QCOR specification, and specifically its application to hybrid variational algorithms. The code snippet in Figure 27 provides an example of computing the ground state energy of the two qubit deuteron Hamiltonian using the qcor Operator, ObjectiveFunction, Optimizer, and taskInitiate(). The example starts with a quantum kernel definition describing the variational quantum circuit, in this case a simple kernel leveraging the XASM language using a single double parameter. main() begins with the definition of the Operator describing the Hamiltonian for this system, which

```

__qpu__ void ansatz(qreg q, double theta) {
  X(q[0]);
  Ry(q[1], theta);
  CX(q[1], q[0]);
}

int main(int argc, char **argv) {
  // Create the Deuteron Hamiltonian
  auto H = 5.907 - 2.1433 * X(0) * X(1)
    - 2.1433 * Y(0) * Y(1) + .21829 * Z(0)
    - 6.125 * Z(1);

  // Create the ObjectiveFunction
  auto objective =
    createObjectiveFunction(ansatz, H, 1);

  // Create the Optimizer
  auto optimizer = createOptimizer("nlopt");

  // Call taskInitiate, kick off optimization
  // of the give functor dependent on the
  // ObjectiveFunction, async call
  auto handle = taskInitiate(objective, optimizer);

  // Go do other work...

  // Query results when ready.
  auto results = sync(handle);

  // Print the optimal value.
  printf("<H> = %f\n", results.opt_val);
}

----- compile/run with -----
$ qcor -qpu qpp qcor_api_example.cpp
$ ./a.out

```

FIG. 27: Code snippet demonstrating the low-level qcor API for variational tasks.

is extremely natural when leveraging the qcor X, Y, Z function calls. Next, the programmer creates an ObjectiveFunction, giving it the quantum kernel, Operator, and the number of variational parameters in the problem. Note that when one does not provide the name of the ObjectiveFunction sub-type, vqe is assumed. Next, the Optimizer is created, specifically an implementation backed by the NLOpt library, defaulting to the COBYLA derivative-free algorithm. The optimization task is launched on a separate execution thread via the taskInitiate() call, returning a Handle which is kept and used later to synchronize the host and execution threads. Finally, after synchronization, the optimal value can be retrieved from the ResultsBuffer.

G. Overall Compiler Performance

Here we demonstrate the overall effectiveness of qcor as a quantum compiler. To start, we demonstrate the performance of our JIT circuit optimization procedure (described in Section IV B 2) by running the qcor compiler with flag -opt 1 on a collection of common benchmark circuit files. We compare our optimization passes to existing approaches from the Staq compiler executable. Since we have also wrapped the Staq rotation-folding optimization as a pass that qcor can use (an xacc::IRTransformation), we are able to directly compare the performance between passes. More importantly, as mentioned in Section IV B 2, we have bundled those passes into a custom level, which instructs the PassManager to execute passes in series. In particular, the overall level-1 optimization performance in Table III is the result of the rotation-folding, single-qubit-gate-merging, circuit-optimizer, and voqc (see Table I for descriptions) sequence.

TABLE III: Circuit optimization results for [3] benchmarks using (1) individual qcor passes and (2) qcor's level-1 optimization sequence.

Pass Name	Gate Count Reduction		
	Min	Max	Avg.
rotation-folding	0.6%	34.4%	18.2%
single-qubit-gate-merging	0.0%	41.3%	6.2%
circuit-optimizer	0.0%	12.9%	5.8%
voqc	8.2%	38.6%	22.6%
Level 1	8.8%	42.0%	23.2%

Not only does qcor offer an effective quantum circuit optimization solution, it also incorporates state-of-the-art qubit placement techniques, as described in Section IV B 3. For near-term quantum devices with limited connectivity, efficient qubit placement is of

TABLE IV: The number of two-qubit gates after placement using various placement strategies. For each benchmark case, the best result among Sabre (N_{sabre}), swap-shortest-path (N_{ssp}), and QX-mapping (N_{QX}) is shown in boldface. n is the number of qubits and N is the number of two-qubit gates before placement. The improvement percentage is relative to that of swap-shortest-path.

Name	n	N	N_{ssp}	N_{sabre}	N_{QX}	Imp. [%]
barenco10	19	190	883	526	724	40.4
barenco5	9	70	211	175	250	17.1
grover5	9	248	1158	686	1100	40.8
hwb6	7	110	445	305	449	31.5
hwb8	12	6741	39988	22716	31263	43.2
mod5_4	5	28	106	55	70	48.1
qft4	5	46	154	112	109	29.2
tof3	5	16	55	31	40	43.6
tof5	9	36	171	108	144	36.8
vbe3	10	58	220	127	202	42.3

great importance to the fidelity and success rate of circuit execution. In Table IV, we show a comparison in terms of gate count between some of the placement options that are available in qcor. In these test cases, we have processed the input circuits through qcor circuit optimization passes before performing hardware placement. The target device is the 65 qubit IBM ibmq_manhattan backend, which has a heavy-hexagon lattice topology. We measured the improvement percentage of built-in placement strategies by comparing the number of two-qubit gates present in the benchmark circuit after placement against that of the qcor default StaQ swap-shortest-path [3] strategy. As can be seen in Table IV, qcor's placement improves the number of added two-qubit gates from 17% up to 48% compared to that of StaQ.

H. QCOR-Enabled Library Development

Finally, we turn our attention to future design goals with regards to the qcor compiler and runtime library. We wish to demonstrate how one might leverage the infrastructure and compiler defined in this work for high-level quantum algorithmic library development. It is our intention that the work described here will form the basis for the creation of scientific libraries that hide or abstract away the low-level machinery required for quantum-classical algorithm implementation. Specifically, here we introduce a prototype library called qcor_hybrid that provides high-level data structures for common hybrid, variational quantum-classical algorithms. We demonstrate how this library enables the integration of the VQE [39]

and ADAPT [18] algorithms within existing C++ applications.

1. VQE

qcor_hybrid provides a VQE data structure that hides the complexity of the qcor data model and asynchronous execution API. Programmers simply instantiate this data structure, invoke its execute() method, and retrieve the optimal energy and as-

```
#include "qcor_hybrid.hpp"
__qpu__ void ansatz(qreg q, std::vector<double> p)
{
    X(q[0]);
    auto exp_arg = X(0) * Y(1) - Y(0) * X(1);
    exp_i_theta(q, p[0], exp_arg);
}

int main(int argc, char **argv) {
    // Define the Hamiltonian using the QCOR API
    auto H = 5.907 - 2.1433 * X(0) * X(1) -
              2.1433 * Y(0) * Y(1) + .21829 * Z(0) -
              6.125 * Z(1);

    // Create the VQE instance, giving it the kernel,
    // the Hamiltonian, and an extra option to run
    // each point 10 times to gather statistics
    VQE vqe(ansatz, H,
            {"vqe-gather-statistics",10});

    // Loop over 20 points in [-1., 1.]
    // and compute the energy at that point
    for (auto [iter, x] :
          enumerate(linspace(-1., 1., 20))) {
        std::cout << iter << ", "
                  << x << ", "
                  << vqe({x}) << "\n";
    }

    // Dump the data to file for processing
    vqe.persist_data("param_sweep_data.json");
}

----- compile/run with -----
// Exact execution
$ qcor -qpu qpp vqe.cpp && ./a.out
// Noisy execution
$ qcor -qpu aer[noise-model:custom_noise.json]
  vqe.cpp && ./a.out
// Error mitigated execution
// (apply readout error mitigation)
$ qcor -qpu aer[noise-model:custom_noise.json]
  vqe.cpp -em ro-error && ./a.out
```

FIG. 28: Code snippet demonstrating the qcor_hybrid VQE data structure.

sociated parameters. Moreover, one can use the data structure without the full optimization loop, and simply invoke an `operator()(std::vector<double>)` method to evaluate the expectation value of the given Operator at the provided parameters.

The code snippet in Figure 28 demonstrates the use of `qcor_hybrid` for sweeping the variational parameter for a prototypical state preparation circuit and computing the associated expectation value of the given Operator. Programmers begin by including the library header file, followed by the definition of a parameterized quantum kernel. Programmers instantiate an Operator representation of the Hamiltonian in the same way as previous examples. The VQE data structure is instantiated, taking a reference to the quantum kernel and Hamiltonian. Extra options can be provided to influence the execution, and here we demonstrate requesting that each point be computed multiple times to gather appropriate statistics. Computation of the expected value is affected via the `operator>()` method on the VQE class. At the command line, one can specify which backend this code should be compiled for. We demonstrate the compilation and execution of this code for a noise-free, exact backend, a noisy simulation backend, and a noisy simulation backend with readout-error mitigation applied. The results for these three executions are shown in Figure 29.

2. ADAPT

The `qcor_hybrid` library provides a high-level data structure implementing the popular ADAPT (Adaptive

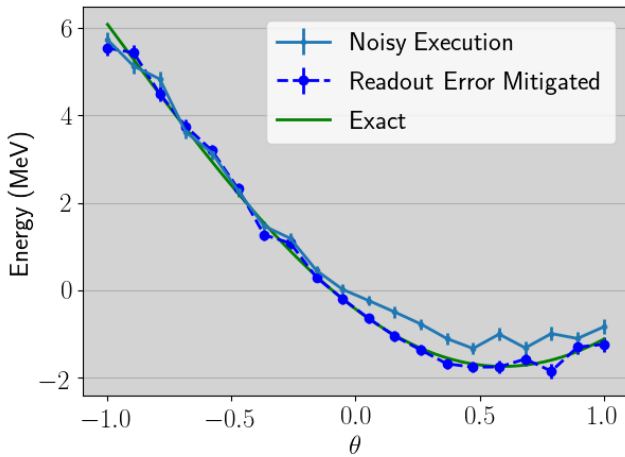


FIG. 29: Results of running the code in Figure 28 with differing `qcor` command line arguments (shown at bottom of Figure 28).

Derivative Assembled Problem Tailored) algorithm, which builds an adaptive circuit ansatz on-the-fly that varies according to the complexity of the problem at hand. The ADAPT algorithm provides an iterative loop that checks for the most relevant operator (Pauli or fermionic), updates the ansatz, and proceeds by calling either the VQE or QAOA routine, depending on the problem of interest. Detailed accounts on these two instances can be found elsewhere [18, 46]. The code snippet in Figure 30 illustrates how to instantiate and run an ADAPT-VQE simulation of a chain of four hydrogen atoms taking advantage of the `qcor_hybrid` library. This is followed by the definition of the quantum kernel representing the initial state. The `main()` function body contains the definitions for the problem Hamiltonian, shortened here for the sake of clarity, and the desired optimizer, which are followed by problem- and sub-algorithm-specific parameters. In this case, we need to pass to the ADAPT instance the variational algorithm it will employ to optimize the circuit, the number of electrons, and the set of fermionic

```
// QCOR hybrid algorithms library
#include "qcor_hybrid.hpp"

// Define the state preparation kernel
__qpu__ void initial_state(qreg q) {
    X(q[0]);
    X(q[1]);
    X(q[4]);
    X(q[5]);
}

int main() {
    // Define the Hamiltonian using the QCOR API
    auto H = 0.111499 * Z(0) * Z(6) + ...;

    // optimizer
    auto optimizer = createOptimizer(
        "nlopt", {"nlopt-optimizer", "l-bfgs"});

    // Create ADAPT-VQE instance
    ADAPT adapt(initial_state, H, optimizer,
        {"sub-algorithm", "vqe"},
        {"pool", "singlet-adapted-uccsd"},
        {"n-electrons", 4},
        {"gradient_strategy", "central"});

    // Execute and print
    auto energy = adapt.execute();
    std::cout << energy << "\n";
}

----- compile/run with -----
$ qcor -qpu tnqvm adapt-vqe.cpp && ./a.out
```

FIG. 30: Code snippet demonstrating the ADAPT algorithm.

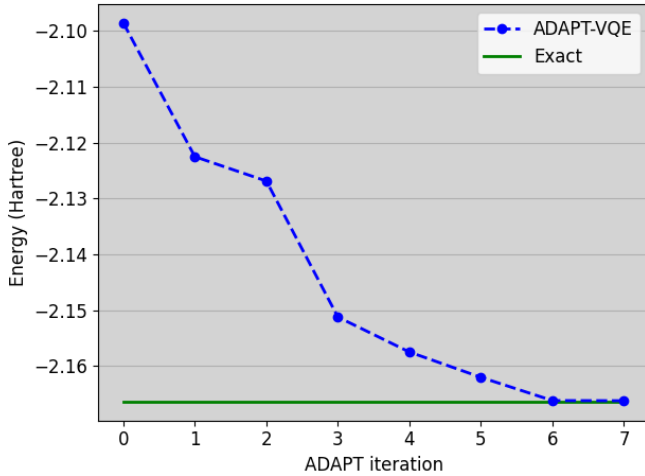


FIG. 31: Results of running the code in Figure 30 with the TNQVM as the noiseless numerical simulator.

operators associated with the variational parameters. Because the chosen optimization strategy here supports gradients (L-BFGS), to aid in updating the variational parameters, we also provide the algorithm with a strategy for its computation (numerical central finite differences). The first three arguments in the constructor of the ADAPT class are the necessary components shared by both VQE and QAOA, namely initial state, Operator, and Optimizer, while the last argument is an options map that is responsible for passing the problem- and sub-algorithm-specific parameters. A simulation exemplifying the code snippet in Figure 30 is presented in Figure 31.

VI. CONCLUSION

We have presented qcor, a language extension to C++ and associated compiler executable that en-

ables heterogeneous quantum-classical computing in a single-source C++ context. Our approach leverages a novel domain specific language pre-processing plugin from Clang (the SyntaxHandler) and enables general quantum DSL integration as part of quantum kernel expression. Moreover, we build upon the XACC quantum programming framework, thereby enabling a hardware-agnostic retargetable compiler, in addition to an integration mechanism for common quantum compiling, optimization, and qubit placement tasks. We believe that qcor will ultimately promote tight integration of future quantum co-processors with existing high-performance computing application software stacks. Finally, we note that our work is completely open source and available at <https://github.com/ornl-qci/qcor>.

ACKNOWLEDGMENT

This work has been supported by the US Department of Energy (DOE) Office of Science Advanced Scientific Computing Research (ASCR) Quantum Computing Application Teams (QCAT), Quantum Testbed Pathfinder (QTP), and Accelerated Research in Quantum Computing (ARQC). This work was also supported by the ORNL Undergraduate Research Participation Program, which is sponsored by ORNL and administered jointly by ORNL and the Oak Ridge Institute for Science and Education (ORISE). ORNL is managed by UT-Battelle, LLC, for the US Department of Energy under contract no. DE-AC05-00OR22725. This research used resources of the Oak Ridge Leadership Computing Facility at the Oak Ridge National Laboratory, which is supported by the Office of Science of the U.S. Department of Energy under Contract No. DE-AC05-00OR22725. This research used resources of the Argonne Leadership Computing Facility, which is a DOE Office of Science User Facility supported under Contract DE-AC02-06CH11357.

[1] Gadi Aleksandrowicz, Thomas Alexander, Panagiotis Barkoutsos, Luciano Bello, Yael Ben-Haim, David Bucher, Francisco Jose Cabrera-Hernández, Jorge Carballo-Franquis, Adrian Chen, Chun-Fu Chen, Jerry M. Chow, Antonio D. Córcoles-Gonzales, Abigail J. Cross, Andrew Cross, Juan Cruz-Benito, Chris Culver, Salvador De La Puente González, Enrique De La Torre, Delton Ding, Eugene Dumitrescu, Ivan Duran, Pieter Eendebak, Mark Everitt, Ismael Faro Sertage, Albert Frisch, Andreas Fuhrer, Jay Gambetta, Borja Godoy Gago, Juan Gomez-Mosquera, Donny Greenberg, Ikko Hamamura, Vojtech Havlicek, Joe Hellmers, Łukasz

Herok, Hiroshi Horii, Shaohan Hu, Takashi Imamichi, Toshinari Itoko, Ali Javadi-Abhari, Naoki Kanazawa, Anton Karazeev, Kevin Krsulich, Peng Liu, Yang Luh, Yunho Maeng, Manoel Marques, Francisco Jose Martín-Fernández, Douglas T. McClure, David McKay, Srujan Meesala, Antonio Mezzacapo, Nikolaj Moll, Diego Moreda Rodríguez, Giacomo Nannicini, Paul Nation, Pauline Ollitrault, Lee James O’Riordan, Hanhee Paik, Jesús Pérez, Anna Phan, Marco Pistoia, Viktor Prutyanov, Max Reuter, Julia Rice, Abdón Rodríguez Davila, Raymond Harry Putra Rudy, Mingi Ryu, Ninad Sathaye, Chris Schnabel, Eddie Schoute, Kanav Se-

- tia, Yunong Shi, Adenilton Silva, Yukio Siraichi, Seyon Sivarajah, John A. Smolin, Mathias Soeken, Hitomi Takahashi, Ivano Tavernelli, Charles Taylor, Pete Taylor, Kenso Trabing, Matthew Treinish, Wes Turner, Desiree Vogt-Lee, Christophe Vuillot, Jonathan A. Wildstrom, Jessica Wilson, Erick Winston, Christopher Wood, Stephen Wood, Stefan Wörner, Ismail Yunus Akhalwaya, and Christa Zoufal. Qiskit: An open-source framework for quantum computing, 2019.
- [2] Aksel Alpay and Vincent Heuveline. Sycl beyond opencl: The architecture, current state and future direction of hipsycl. In *Proceedings of the International Workshop on OpenCL, IWOCCL '20*, New York, NY, USA, 2020. Association for Computing Machinery.
- [3] Matthew Amy and Vlad Gheorghiu. staq – A full-stack quantum processing toolkit. *arXiv e-prints*, page arXiv:1912.06070, December 2019.
- [4] Matthias Anlauff. XASM - An Extensible, Component-Based ASM Language. *Proceedings of the International Workshop on Abstract State Machines, Theory and Applications*, pages 69–90, Mar 2000.
- [5] D. A. Beckingsale, J. Burmark, R. Hornung, H. Jones, W. Killian, A. J. Kunen, O. Pearce, P. Robinson, B. S. Ryujin, and T. R. Scogland. Raja: Portable performance for large-scale scientific applications. In *2019 IEEE/ACM International Workshop on Performance, Portability and Productivity in HPC (P3HPC)*, pages 71–81, 2019.
- [6] Sergey Bravyi, Martin Suchara, and Alexander Vargo. Efficient algorithms for maximum likelihood decoding in the surface code. *Physical Review A*, 90(3):032326, 2014.
- [7] Peter Canning, William Cook, Walter Hill, Walter Olthoff, and John C. Mitchell. F-bounded polymorphism for object-oriented programming. *Proceedings of the fourth international conference on Functional programming languages and computer architecture*, pages 273–280, Nov 1989.
- [8] Cirq Contributors. Cirq, 2020. <https://github.com/quantumlib/Cirq>.
- [9] CppMicroServices. CppMicroServices, Aug 2020. [Online; accessed 28. Aug. 2020].
- [10] Andrew W. Cross, Lev S. Bishop, John A. Smolin, and Jay M. Gambetta. Open Quantum Assembly Language. *arXiv e-prints*, page arXiv:1707.03429, Jul 2017.
- [11] E. F. Dumitrescu, A. J. McCaskey, G. Hagen, G. R. Jansen, T. D. Morris, T. Papenbrock, R. C. Pooser, D. J. Dean, and P. Lougovski. Cloud quantum computing of an atomic nucleus. *Phys. Rev. Lett.*, 120:210501, May 2018.
- [12] H. Carter Edwards, Christian R. Trott, and Daniel Sunderland. Kokkos: Enabling manycore performance portability through polymorphic memory access patterns. *Journal of Parallel and Distributed Computing*, 74(12):3202 – 3216, 2014. Domain-Specific Languages and High-Level Frameworks for High-Performance Computing.
- [13] Edward Farhi, Jeffrey Goldstone, Sam Gutmann, and Michael Sipser. Quantum Computation by Adiabatic Evolution. *arXiv*, Jan 2000.
- [14] Hal Finkel, Johannes Doerfert, Tobi Popoola, Alex McCaskey, and Dmitry Liakh. Clang syntax handlers. In *preparation*.
- [15] Austin G Fowler. Minimum weight perfect matching of fault-tolerant topological quantum error correction in average $O(1)$ parallel time. *Quantum Information & Computation*, 15(1-2):145–158, 2015.
- [16] Austin G Fowler, Matteo Mariantoni, John M Martinis, and Andrew N Cleland. Surface codes: Towards practical large-scale quantum computation. *Physical Review A*, 86(3):032324, 2012.
- [17] Tudor Giurgica-Tiron, Yousef Hindy, Ryan LaRose, Andrea Mari, and William J. Zeng. Digital zero noise extrapolation for quantum error mitigation. *arXiv e-prints*, page arXiv:2005.10921, May 2020.
- [18] Harper R. Grimsley, Sophia E. Economou, Edwin Barnes, and Nicholas J. Mayhall. An adaptive variational algorithm for exact molecular simulations on a quantum computer. *Nature Communications*, 10(1):3007, Jul 2019.
- [19] Gaël Guennebaud, Benoît Jacob, et al. Eigen v3. <http://eigen.tuxfamily.org>, 2010.
- [20] Kathleen E. Hamilton, Eugene F. Dumitrescu, and Raphael C. Pooser. Generative model benchmarks for superconducting qubits. *Phys. Rev. A*, 99:062323, Jun 2019.
- [21] Keshu Hietala, Robert Rand, Shih-Han Hung, Xiaodi Wu, and Michael Hicks. A verified optimizer for quantum circuits, November 2019.
- [22] Ali JavadiAbhari, Shruti Patil, Daniel Kudrow, Jeff Heckey, Alexey Lvov, Frederic T. Chong, and Margaret Martonosi. Scaffcc: Scalable compilation and analysis of quantum programs. *Parallel Computing*, 45:2 – 17, 2015. Computing Frontiers 2014: Best Papers.
- [23] Abhinav Kandala, Antonio Mezzacapo, Kristan Temme, Maika Takita, Markus Brink, Jerry M Chow, and Jay M Gambetta. Hardware-efficient variational quantum eigensolver for small molecules and quantum magnets. *Nature*, 549:242, sep 2017.
- [24] Peter J Karalekas, Nikolas A Tezak, Eric C Peterson, Colm A Ryan, Marcus P da Silva, and Robert S Smith. A quantum-classical cloud platform optimized for variational hybrid algorithms. *Quantum Science and Technology*, 5(2):024003, apr 2020.
- [25] Diederik P. Kingma and Jimmy Ba. Adam: A Method for Stochastic Optimization. *arXiv*, Dec 2014.
- [26] N. Kico, E. F. Dumitrescu, A. J. McCaskey, T. D. Morris, R. C. Pooser, M. Sanz, E. Solano, P. Lougovski, and M. J. Savage. Quantum-classical computation of schwinger model dynamics using quantum computers. *Phys. Rev. A*, 98:032331, Sep 2018.
- [27] Ryan LaRose, Andrea Mari, Peter J. Karalekas, Nathan Shammah, and William J. Zeng. Mitiq: A software package for error mitigation on noisy quantum computers. *arXiv e-prints*, page arXiv:2009.04417, September 2020.
- [28] Chris Lattner and Vikram Adve. Llvm: A compilation framework for lifelong program analysis & transformation. In *Proceedings of the international symposium on Code generation and optimization: feedback-directed and runtime optimization*, page 75. IEEE Computer So-

- ciety, 2004.
- [29] Gushu Li, Yufei Ding, and Yuan Xie. Tackling the qubit mapping problem for nisq-era quantum devices. In *Proceedings of the Twenty-Fourth International Conference on Architectural Support for Programming Languages and Operating Systems*, pages 1001–1014, 2019.
 - [30] Dave Marples and Peter Kriens. The Open Services Gateway Initiative: An introductory overview. *Communications Magazine, IEEE*, 39(12):110–114, Jan 2002.
 - [31] Alexander J McCaskey, Dmitry I Lyakh, Eugene F Dumitrescu, Sarah S Powers, and Travis S Humble. XACC: a system-level software infrastructure for heterogeneous quantum-classical computing. *Quantum Science and Technology*, 5(2):024002, feb 2020.
 - [32] Alexander J. McCaskey, Zachary P. Parks, Jacek Jakowski, Shirley V. Moore, Titus D. Morris, Travis S. Humble, and Raphael C. Pooser. Quantum chemistry as a benchmark for near-term quantum computers. *npj Quantum Information*, 5(1):99, 2019.
 - [33] Tiffany M Mintz, Alexander J Mccaskey, Eugene F Dumitrescu, Shirley V Moore, Sarah Powers, and Pavel Lougovski. Qcor: A language extension specification for the heterogeneous quantum-classical model of computation. *arXiv preprint arXiv:1909.02457*, 2019.
 - [34] mitiq. mitiq, September 2020. [Online; accessed 2. Sept. 2020].
 - [35] Benjamin C. A. Morrison, Andrew J. Landahl, Daniel S. Lobser, Kenneth M. Rudinger, Antonio E. Russo, Jay W. Van Der Wall, and Peter Maunz. Jaqalpaq, 2020. <https://gitlab.com/jaqal/jaqalpaq>.
 - [36] Benjamin C. A. Morrison, Andrew J. Landahl, Daniel S. Lobser, Kenneth M. Rudinger, Antonio E. Russo, Jay W. Van Der Wall, and Peter Maunz. Just another quantum assembly language (Jaqal). *arXiv e-prints*, page arXiv:2008.08042, August 2020.
 - [37] Prakash Murali, Jonathan M Baker, Ali Javadi-Abhari, Frederic T Chong, and Margaret Martonosi. Noise-adaptive compiler mappings for noisy intermediate-scale quantum computers. In *Proceedings of the Twenty-Fourth International Conference on Architectural Support for Programming Languages and Operating Systems*, pages 1015–1029, 2019.
 - [38] John Nickolls, Ian Buck, Michael Garland, and Kevin Skadron. Scalable parallel programming with cuda. *Queue*, 6(2):40–53, March 2008.
 - [39] Alberto Peruzzo, Jarrod McClean, Peter Shadbolt, Man-Hong Yung, Xiao-Qi Zhou, Peter J. Love, Alán Aspuru-Guzik, and Jeremy L. O’Brien. A variational eigenvalue solver on a photonic quantum processor. *Nat. Commun.*, 5(4213):1–7, Jul 2014.
 - [40] M. J. D. Powell. Direct search algorithms for optimization calculations. *Acta Numer.*, 7:287–336, Jan 1998.
 - [41] Robert S Smith, Michael J Curtis, and William J Zeng. A practical quantum instruction set architecture, 2016.
 - [42] Damian S. Steiger, Thomas Häner, and Matthias Troyer. Projectq: an open source software framework for quantum computing. *Quantum*, 2:49, Jan 2018.
 - [43] Krysta Svore, Alan Geller, Matthias Troyer, John Azariah, Christopher Granade, Bettina Heim, Vadym Kliuchnikov, Mariia Mykhailova, Andres Paz, and Martin Roetteler. Q#: Enabling scalable quantum computing and development with a high-level dsl. In *Proceedings of the Real World Domain Specific Languages Workshop 2018, RWDSL2018*, New York, NY, USA, 2018. Association for Computing Machinery.
 - [44] Ed Younis, Koushik Sen, Katherine Yelick, and Costin Iancu. QFAST: Quantum Synthesis Using a Hierarchical Continuous Circuit Space. *arXiv*, Mar 2020.
 - [45] Ciyu Zhu, Richard H. Byrd, Peihuang Lu, and Jorge Nocedal. Algorithm 778: L-BFGS-B: Fortran subroutines for large-scale bound-constrained optimization. *ACM Trans. Math. Software*, 23(4):550–560, Dec 1997.
 - [46] Linghua Zhu, Ho Lun. Tang, George S. Barron, Nicholas J. Mayhall, Edwin Barnes, and Sophia E. Economou. An adaptive quantum approximate optimization algorithm for solving combinatorial problems on a quantum computer. *arXiv preprint arXiv:2005.10258 [quant-ph]*, 2020.
 - [47] Alwin Zulehner, Alexandru Paler, and Robert Wille. An efficient methodology for mapping quantum circuits to the ibm qx architectures. *IEEE Transactions on Computer-Aided Design of Integrated Circuits and Systems*, 38(7):1226–1236, 2018.