

Lepton angular distribution of W boson productions

Yang Lyu,^{1,2} Wen-Chen Chang,³ Randall Evan McClellan,^{1,4} Jen-Chieh Peng,¹ and Oleg Teryaev⁵

¹*Department of Physics, University of Illinois at Urbana-Champaign, Urbana, Illinois 61801, USA*

²*Department of Physics, University of California at Berkeley, Berkeley, California 94720, USA*

³*Institute of Physics, Academia Sinica, Taipei 11529, Taiwan*

⁴*Department of Physical Sciences, Pensacola State College, Pensacola, Florida 32504, USA*

⁵*Bogoliubov Laboratory of Theoretical Physics, JINR, 141980 Dubna, Russia*

(Dated: July 19, 2021)

The lepton angular distribution coefficients A_i for Z boson production in pp and $\bar{p}p$ collisions have been measured at the LHC and the Tevatron. A recent study showed that many features of the measured angular distribution coefficients, including the transverse momentum (q_T) and rapidity dependencies and the violation of the Lam-Tung relation, can be well described using an intuitive geometric approach. In this paper, we extend this geometric approach to describe the angular distribution coefficients for W boson produced in $\bar{p}p$ collisions at the Tevatron. We first compare the data with a perturbative QCD calculation at $\mathcal{O}(\alpha_s^2)$. We then show that the data and QCD calculations can be well described with the geometric approach. Implications for future studies at the LHC energy are also discussed.

PACS numbers: 12.38.Lg, 14.20.Dh, 14.65.Bt, 13.60.Hb

INTRODUCTION

Dilepton production in hadron-hadron collision has been studied extensively following the pioneering experiment performed in 1970 [1]. The mechanism for dilepton production involves a quark annihilating with an antiquark, forming a vector boson (γ^* , W , or Z), which subsequently decays into a pair of leptons. In the original Drell-Yan model [2], the vector boson was predicted to be transversely polarized, leading to an azimuthally symmetric $1 + \cos^2 \theta$ lepton angular distribution with respect to the beam axis. This prediction agreed well with early fixed-target dilepton production data where the transverse momentum (q_T) of the dilepton is low [3].

The azimuthal symmetry for the lepton angular distribution no longer holds for nonzero value of q_T , and a general expression for the lepton angular distribution is given as [4]

$$\frac{d\sigma}{d\Omega} \propto 1 + \lambda \cos^2 \theta + \mu \sin 2\theta \cos \phi + \frac{\nu}{2} \sin^2 \theta \cos 2\phi \quad (1)$$

where θ and ϕ are the lepton polar and azimuthal angles in the dilepton rest frame. In the original Drell-Yan model [2], $\lambda = 1$ and $\mu = \nu = 0$. However, the intrinsic transverse momenta of partons and QCD effects can result in nonzero values for ν and μ , while λ can also deviate from unity. It was pointed out by Lam and Tung [4] that the amount of deviation of λ from 1 is twice the value of ν , namely, $1 - \lambda = 2\nu$. This so-called Lam-Tung relation was shown to be insensitive to corrections from leading-order QCD processes [4].

The Lam-Tung relation was found to be significantly violated in pion-induced Drell-Yan experiments [5–8]. Many theoretical models [9–11] were proposed to explain this violation. In particular, Boer [11] suggested that a novel transverse-momentum dependent (TMD) parton distribution, the Boer-Mulders function [12], can give rise to a $\cos 2\phi$ azimuthal angular modulation, resulting in a violation of the Lam-Tung relation. This not only explained the observed violation of the

Lam-Tung relation but also allowed the first extraction of the Boer-Mulders functions from pion and proton induced Drell-Yan data [11, 13].

Recent high-statistics measurements of the lepton angular distribution coefficients in Z boson production over a broad range of q_T in pp collision at the LHC by the CMS [14] and ATLAS [15] experiments revealed a clear violation of the Lam-Tung relation. Since TMD effects are only relevant at the low q_T region, the results from LHC showed that sources other than the Boer-Mulders functions are responsible for the violations of the Lam-Tung relation at high q_T . Indeed, the fixed-order QCD calculations can account for the LHC data rather well [16].

In Ref. [17], the lepton angular distribution in Z boson production was described using an intuitive geometric approach. Both the violation of the Lam-Tung relation and the observed q_T dependence of λ and ν could be well described by this approach. A subsequent paper [18] showed that this approach could explain both the q_T and the rapidity dependencies of the lepton angular distributions. Several recent papers have also addressed various aspects of lepton angular distributions in Z boson production [19–22] and the Drell-Yan process [23, 24].

In addition to the lepton angular distribution data for Z boson production in $\bar{p}p$ [25] and pp [14, 15] collisions, there are also W boson production data in $\bar{p}p$ collision reported by the CDF Collaboration [26]. The important roles of the lepton angular distribution in understanding the mechanisms for W and Z boson production at the $\bar{p}p$ collisions at the Tevatron were pointed out in Refs. [27, 28]. Unlike the Z boson production where both l^- and l^+ decay products are detected, only the charged lepton from W boson decay is measured. Consequently, different experimental uncertainties are encountered in the measurements of lepton angular distributions in W versus Z boson production. Another important difference is that W and Z boson productions involve different parity-violating couplings. Therefore, it is instructive to compare the lepton

angular distribution of W production with that of Z production. In this paper, we extend our previous geometric approach of interpreting the lepton angular distribution for Z boson production to W boson production.

This paper is organized as follows. In Sec. II, we briefly describe the geometric approach and present the implications of this approach on the lepton angular distribution coefficients of W production. In Sec. III we compare the CDF data on the angular coefficients of W production with a perturbative QCD calculation. We then show in Sec. IV that the geometric approach can provide qualitative agreement with the QCD calculation and the CDF data. We also discuss possible future measurements at LHC on the angular coefficients of W production. We conclude in Sec. V.

GEOMETRIC APPROACH FOR LEPTON ANGULAR DISTRIBUTION COEFFICIENTS

In hadron-hadron collision, the angular distribution of charged leptons in the W^\pm rest frame is given by the CDF Collaboration [26] as

$$\begin{aligned} \frac{d\sigma}{d\Omega} \propto & (1 + \cos^2 \theta) + \frac{A_0}{2}(1 - 3 \cos^2 \theta) + A_1 \sin 2\theta \cos \phi \\ & + \frac{A_2}{2} \sin^2 \theta \cos 2\phi + A_3 \sin \theta \cos \phi + A_4 \cos \theta \\ & + A_5 \sin^2 \theta \sin 2\phi + A_6 \sin 2\theta \sin \phi \\ & + A_7 \sin \theta \sin \phi \end{aligned} \quad (2)$$

where θ and ϕ are the polar and azimuthal angles of charged lepton in the rest frame of W . Comparing Eq. (2) with Eq. (1), we obtain

$$\lambda = \frac{2 - 3A_0}{2 + A_0}, \quad \mu = \frac{2A_1}{2 + A_0}, \quad \nu = \frac{2A_2}{2 + A_0} \quad (3)$$

and the Lam-Tung relation, $1 - \lambda = 2\nu$, becomes $A_0 = A_2$.

To shed some light on the meaning of the angular distribution coefficients A_i in Eq. (2), we define three different planes in the rest frame of the W boson, as shown in Fig. 1. These planes are (1) the hadron plane formed by the two colliding hadrons' momenta \vec{p}_B and \vec{p}_T . For the Collins-Soper (C-S) frame [29], the \hat{z} and \hat{x} axes lie in the hadron plane where \hat{z} bisects, with angle β , the two hadron momentum vectors, \vec{p}_B and $-\vec{p}_T$. (2) The quark plane formed by \hat{z} and the axis \hat{z}' , along which a pair of quark and antiquark collide collinearly to produce a W boson at rest. The polar and azimuthal angles of \hat{z}' are defined as θ_1 and ϕ_1 , respectively in the C-S frame. (3) The lepton plane defined by the momentum vector of the charged lepton (l) and the \hat{z} axis. It is worth noting that the definitions of these three planes and angles are completely general and independent of the specific reaction mechanism for producing the W boson.

While Eq. (2) can be derived using the technique of contracting the leptonic and hadronic tensors [28, 29], it is instructive to derive Eq. (2) using a different approach [17]. In

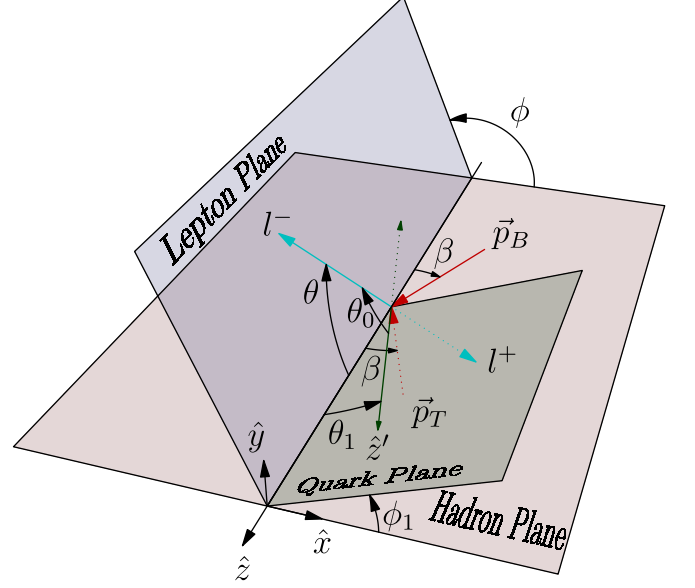


FIG. 1: Definition of the C-S frame and various planes in the rest frame of W boson. The hadron plane is formed by \vec{p}_B and \vec{p}_T , the momentum vectors of the colliding hadrons B and T . The \hat{x} and \hat{z} axes of the C-S frame both lie in the hadron plane with \hat{z} axis bisecting the angle between \vec{p}_B and $-\vec{p}_T$ vectors with angle β . The quark (q) and antiquark (\bar{q}) collide head-on with equal momenta to form the W boson at rest, while the quark momentum unit vector \hat{z}' and the \hat{z} axis form the quark plane. The polar and azimuthal angles of \hat{z}' in the C-S frame are θ_1 and ϕ_1 . The l and ν leptons are emitted back-to-back from W with θ and ϕ specifying the polar and azimuthal angles of the charged lepton l .

the rest frame of W , the charged lepton angular distribution has a very simple form when it is expressed with respect to the \hat{z}' axis, namely,

$$\frac{d\sigma}{d\Omega} \propto 1 + a \cos \theta_0 + \cos^2 \theta_0, \quad (4)$$

where θ_0 is the polar angle of l with respect to the quark momentum as shown in Fig. 1. The forward-backward asymmetry parameter, a , originates from the parity-violating coupling to the W boson. For the Drell-Yan process involving the electromagnetic coupling to a virtual photon, parity is conserved and $a = 0$. For Z boson production, $a = 2A_f A_{f'}$, where A_f is a function of the vector C_V^f and axial-vector C_A^f couplings for Z boson to fermion f , as discussed in Ref. [18]. As Eq. (2) is expressed in terms of the angles θ and ϕ , one can substitute the following trigonometric relation

$$\cos \theta_0 = \cos \theta \cos \theta_1 + \sin \theta \sin \theta_1 \cos(\phi - \phi_1) \quad (5)$$

into Eq. (4) to obtain

$$\begin{aligned}
\frac{d\sigma}{d\Omega} \propto & (1 + \cos^2 \theta) + \frac{\sin^2 \theta_1}{2} (1 - 3 \cos^2 \theta) \\
& + \left(\frac{1}{2} \sin 2\theta_1 \cos \phi_1\right) \sin 2\theta \cos \phi \\
& + \left(\frac{1}{2} \sin^2 \theta_1 \cos 2\phi_1\right) \sin^2 \theta \cos 2\phi \\
& + (a \sin \theta_1 \cos \phi_1) \sin \theta \cos \phi + (a \cos \theta_1) \cos \theta \\
& + \left(\frac{1}{2} \sin^2 \theta_1 \sin 2\phi_1\right) \sin^2 \theta \sin 2\phi \\
& + \left(\frac{1}{2} \sin 2\theta_1 \sin \phi_1\right) \sin 2\theta \sin \phi \\
& + (a \sin \theta_1 \sin \phi_1) \sin \theta \sin \phi,
\end{aligned} \tag{6}$$

which contains all angular terms in Eq. (2). Comparing Eq. (2) with Eq. (6), we find that all lepton angular distribution coefficients, A_i , can be expressed in terms of θ_1 , ϕ_1 , and a as follows:

$$\begin{aligned}
A_0 &= \langle \sin^2 \theta_1 \rangle & A_1 &= \langle \frac{1}{2} \sin 2\theta_1 \cos \phi_1 \rangle \\
A_2 &= \langle \sin^2 \theta_1 \cos 2\phi_1 \rangle & A_3 &= \langle a \sin \theta_1 \cos \phi_1 \rangle \\
A_4 &= \langle a \cos \theta_1 \rangle & A_5 &= \langle \frac{1}{2} \sin^2 \theta_1 \sin 2\phi_1 \rangle \\
A_6 &= \langle \frac{1}{2} \sin 2\theta_1 \sin \phi_1 \rangle & A_7 &= \langle a \sin \theta_1 \sin \phi_1 \rangle.
\end{aligned} \tag{7}$$

The brackets indicate that the measured coefficients are obtained by averaging over all events. In this way the lepton angular distribution coefficients could be related to the polar and azimuthal angles, θ_1 and ϕ_1 , of the quark axis in the W rest frame.

One difference between W and Z boson productions is that W boson production maximally violates parity. The $V - A$ coupling for the W boson implies a $(1 + \cos \theta_0)^2$ or $(1 - \cos \theta_0)^2$ lepton angular distribution for W^+ and W^- productions in Eq. (4). Hence $|a| = 2$, and Eq. (7) implies that the ranges of the angular distribution coefficients are

$$\begin{aligned}
0 \leq A_0 \leq 1, \quad -1 \leq A_2 \leq 1 \\
-2 \leq A_3 \leq 2, \quad -2 \leq A_4 \leq 2,
\end{aligned} \tag{8}$$

where we only consider A_0, A_2, A_3, A_4 , which were measured by the CDF Collaboration. Equation (7) also shows that $A_0 \geq A_2$. Therefore, when the Lam-Tung relation, $A_0 = A_2$, is violated, A_2 can only be smaller, not greater, than A_0 [21].

We emphasize that the expressions of Eqs. (6)-(8) are completely general, independent of the choice of the reference frame. The exact values of the polar angles (θ, θ_1) and azimuthal angles (ϕ, ϕ_1) do depend, in general, on the choice of the reference frame. There are many different choices for the W boson rest frame in the literature, including the Collins-Soper frame [29], the Gottfried-Jackson frame [30], the U-channel frame [4], the helicity frame, and the Mustraal frame [31], corresponding to different choices for the orientations of the axes.

It is possible to find the values of θ_1 and ϕ_1 for certain specific W boson production processes [17, 18]. Consider first a $\mathcal{O}(\alpha_s)$ process, $q\bar{q} \rightarrow WG$, in which a quark from one hadron annihilates with an antiquark from another hadron to form a W boson. A hard gluon G is emitted from either the quark or the antiquark, resulting in a nonzero transverse momentum for the W . It is easy to see that in the C-S frame, θ_1 must be identical to the angle β in Fig. 1 [18]. Emission of a gluon from one of the colliding partons cannot change the momentum of the other parton, which continues to move along the \vec{p}_B or \vec{p}_T direction. Hence, the $q\bar{q}$ collision axis (\hat{z}' in Fig. 1) is along the \vec{p}_B or \vec{p}_T direction, making an angle β with respect to the \hat{z} axis in the C-S frame. It is straightforward to obtain [18]

$$\sin^2 \theta_1 = \sin^2 \beta = q_T^2 / (Q^2 + q_T^2), \tag{9}$$

where q_T and Q are the transverse momentum and mass of the W , respectively. Since the quark plane and the hadron plane both contain \hat{z} and \vec{p}_B (or \vec{p}_T), these two planes coincide and ϕ_1 must vanish for this process.

For the $qG \rightarrow q'W$ Compton process, the value of θ_1 was found [18, 32] to be given approximately as

$$\sin^2 \theta_1 = 5q_T^2 / (Q^2 + 5q_T^2), \tag{10}$$

while ϕ_1 remains zero. It is interesting to note that at $\mathcal{O}(\alpha_s)$, Eq. (7) shows that the Lam-Tung relation, $A_0 = A_2$, is satisfied since $\phi_1 = 0$. At $\mathcal{O}(\alpha_s^2)$ or higher, the quark plane is in general different from the hadron plane due to the emission of more than one jet [18, 22]. Hence $\phi_1 \neq 0$ and the Lam-Tung relation will be violated.

COMPARISON BETWEEN THE CDF DATA AND PERTURBATIVE QCD CALCULATION

The CDF Collaboration reported the measurement of the A_2 and A_3 angular coefficients of the W boson production in $\bar{p}p$ collision at $\sqrt{s} = 1.8$ TeV [26]. From the detection of the charged lepton momentum from the $W \rightarrow e\nu$ and $W \rightarrow \mu\nu$ decays and the missing transverse energy \cancel{E}_T , the azimuthal angle ϕ of the charged lepton in the C-S frame is measured. However, the polar angle θ of the charged lepton cannot be uniquely determined due to a twofold ambiguity resulting from the unknown longitudinal momentum of the neutrino. The W boson events satisfy the requirements

$$\begin{aligned}
E_T^e(P_T^\mu) &\geq 20 \text{ GeV} & \cancel{E}_T &> 20 \text{ GeV} \\
|\eta^{e,\mu}| &\leq 1 & 15 &< q_T^W < 105 \text{ GeV},
\end{aligned} \tag{11}$$

where η is the pseudorapidity of the charged lepton.

From the measurement of the azimuthal angle of the charged lepton in the C-S frame from the $W \rightarrow e\nu$ and $W \rightarrow \mu\nu$ decays, the angular coefficients A_2 and A_3 were extracted. With much reduced sensitivity, the coefficients A_2 and A_4 were also measured. Figure 2 shows the CDF data on A_0, A_2, A_3 and A_4 versus the transverse momentum q_T of

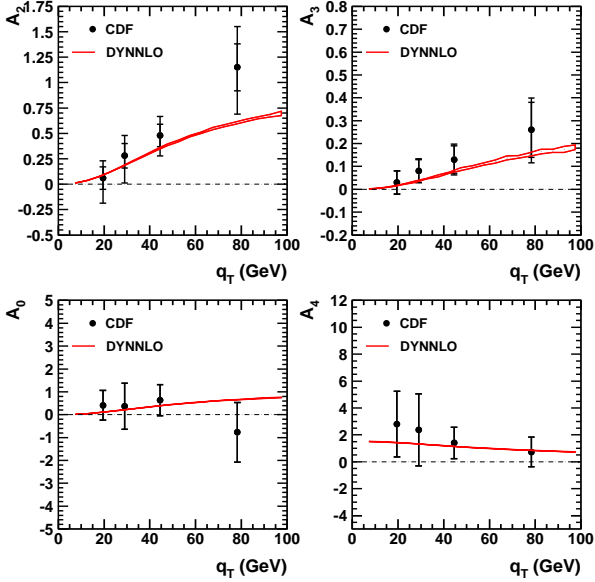


FIG. 2: Comparison between the CDF W boson angular coefficient data [26] with $\mathcal{O}(\alpha_s^2)$ QCD calculation. q_T is the transverse momentum of the W boson. The coefficients A_2 and A_3 display both the statistical uncertainties (inner error bars) and the total uncertainties (outer error bars). For A_0 and A_4 , only statistical error bars are provided by CDF. The $\mathcal{O}(\alpha_s^2)$ QCD calculation, shown as the solid curves, utilized the DYNNLO code and the CT14NNLO PDFs for proton and antiproton.

the W boson. Both the statistical and total (statistical plus systematic) uncertainties are shown for A_2 and A_3 . As the statistical uncertainties for A_0 and A_4 are large, no estimates for their systematic uncertainties were provided by the CDF Collaboration.

We first compare the CDF results with perturbative QCD calculation at $\mathcal{O}(\alpha_s^2)$. For this calculation, we utilize the DYNNLO code [33] version 1.5 [34], which provides the differential cross sections for the Drell-Yan process and W/Z boson production. The CT14NNLO parton distribution functions were used for the proton and antiproton in this calculation. From the calculated $d\sigma/d\Omega$ differential angular distribution, the A_i angular coefficients can be evaluated by taking the appropriate moments, namely [28],

$$\begin{aligned} A_0 &= 4 - 10\langle \cos^2 \theta \rangle & A_2 &= 10\langle \sin^2 \theta \cos 2\phi \rangle \\ A_3 &= 4\langle \sin \theta \cos \phi \rangle & A_4 &= 4\langle \cos \theta \rangle, \end{aligned} \quad (12)$$

where $\langle f(\theta, \phi) \rangle$ denotes the moment of $f(\theta, \phi)$, i.e.,

$$\langle f(\theta, \phi) \rangle = \frac{\int f(\theta, \phi) \frac{d\sigma}{d\Omega} d\Omega}{\int \frac{d\sigma}{d\Omega} d\Omega}. \quad (13)$$

Equation (12) is obtained by using the orthogonality property of the various angular distribution terms in Eq. (2). The results of the calculation for A_0, A_2, A_3, A_4 are shown as solid

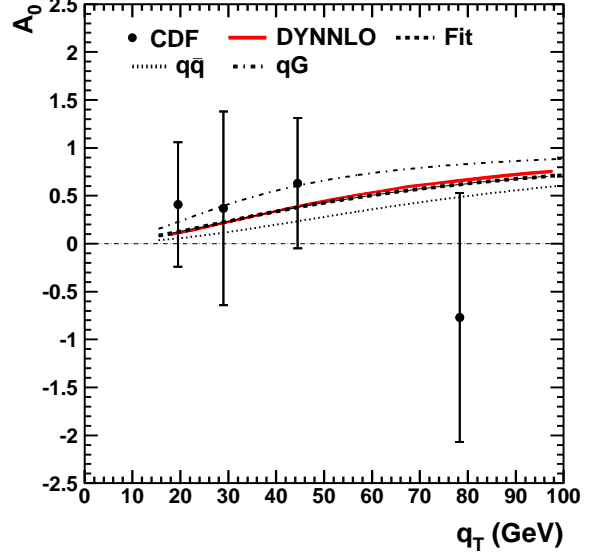


FIG. 3: Comparison between the $\mathcal{O}(\alpha_s^2)$ QCD (solid curve) and the geometric approach (dashed curve) for the calculations of A_0 . The dotted and dot-dashed curves correspond to the contribution from the $q\bar{q}$ and qG subprocess, respectively, in the geometric approach. The CDF data points [26] are also displayed.

curves in Fig. 2. The finite vertical widths of the curves reflect the variations when using other two PDF sets, NNPDF31nnlo and MMHT2014nnlo, for the calculation.

We note some qualitative features of the QCD calculation. As $q_T \rightarrow 0$, Eqs. (9) and (10) show that $\theta_1 = 0$. Equation (7) requires that all A_i except A_4 vanish when $\theta_1 = 0$. This is confirmed by the QCD calculation shown in Fig. 2. Moreover, the upper and lower bounds listed in Eq. (8) are satisfied by the QCD calculation. The agreement between the calculation and the CDF data is quite good. We note that the present results are also in good agreement with an earlier QCD calculation performed by members of the CDF Collaboration [35].

INTERPRETATION OF THE ANGULAR COEFFICIENTS WITH THE GEOMETRIC APPROACH

While the $\mathcal{O}(\alpha_s^2)$ QCD calculation can describe the angular coefficients of W production very well as shown in Fig. 2, it is instructive to examine how well the intuitive geometric approach discussed in Sec. II can reproduce the main features of the data. In the earlier studies of the Z boson production [17, 18], the high statistics of the LHC data made it possible to use the data to constrain some parameters in the geometric approach. Unfortunately, the large uncertainty for the W boson production data from CDF greatly limits the sensitivity of using the data to test the geometric approach. Therefore, we use instead the $\mathcal{O}(\alpha_s^2)$ QCD results to check whether

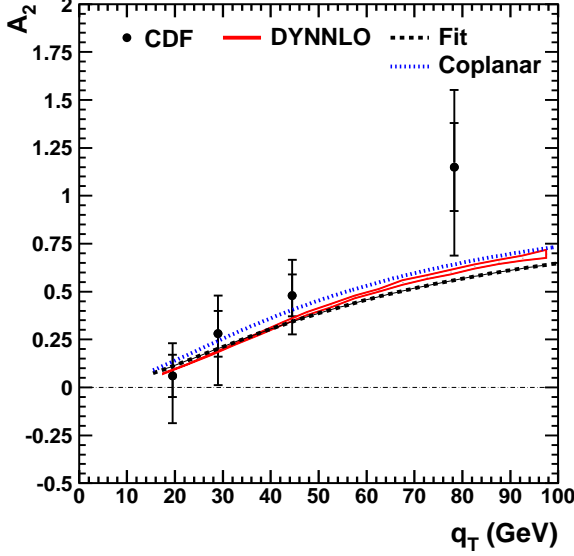


FIG. 4: Comparison between the $\mathcal{O}(\alpha_s^2)$ QCD (solid curve) and the geometric approach (dashed curve) for the calculations of A_2 . The dotted curve corresponds to the calculation of the geometric model when the non-coplanarity angle ϕ_1 is set at zero. The CDF data points [26] are also displayed.

the geometric approach can adequately describe the angular coefficients for W boson production.

We start with the A_0 angular coefficient. Equation (7) shows that A_0 is given by the values of $\sin^2 \theta_1$ averaged over the different processes. At $\mathcal{O}(\alpha_s)$, Eqs. (9) and (10) give the q_T dependence of $\sin^2 \theta_1$ for the quark-antiquark annihilation and the quark-gluon Compton process, respectively. The dotted and dot-dashed curves in Fig. 3 correspond to Eqs. (9) and (10), respectively. Note that the qG process alone overestimates A_0 , while $q\bar{q}$ underestimates it. As the $q\bar{q}$ annihilation and the qG Compton processes involve different initial states, they contribute incoherently to the W production. The dashed curve in Fig. 3 is obtained with the following expression

$$A_0 = f \frac{q_T^2}{Q^2 + q_T^2} + (1 - f) \frac{5q_T^2}{Q^2 + 5q_T^2}, \quad (14)$$

where f represents the fraction of $q\bar{q}$ process, and $1 - f$ is the fraction of the qG process. The best fit to the QCD calculation gives $f = 0.610 \pm 0.002$, which is consistent with the expectation that the $q\bar{q}$ annihilation process dominates the qG process in $p\bar{p}$ collision. The excellent agreement between the geometric approach and the QCD calculation suggests that Eqs. (9) and (10) are capable of reproducing the main features of the QCD calculation for A_0 .

We next consider the A_2 angular coefficient. If Lam-Tung relation is satisfied, then $A_0 = A_2$. Figure 4 compares the $\mathcal{O}(\alpha_s^2)$ QCD calculation for A_2 (solid curve) with the result of A_0 from the geometric approach (dotted curve) obtained

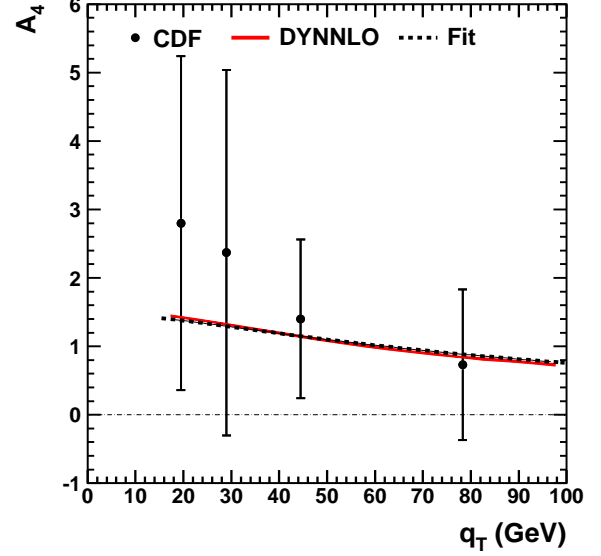


FIG. 5: Comparison between the $\mathcal{O}(\alpha_s^2)$ QCD (solid curve) and the geometric model (dashed curve) for A_4 . The CDF data points [26] are also displayed.

with Eq. (14). While the agreement is reasonable, the QCD calculation is consistently below the dotted curve. This indicates that the Lam-Tung relation, $A_0 = A_2$, is violated. In the geometric approach, this implies that the angle ϕ_1 is nonzero, which leads to a smaller A_2 than A_0 , as shown in Eq. (7). A nonzero ϕ_1 implies that the quark and hadron planes are not coplanar. This non-coplanarity is caused by higher-order QCD processes at $\mathcal{O}(\alpha_s^2)$ or higher, in which multiple partons accompany the W boson in the final state. To account for the nonzero ϕ_1 angle, we use the following expression:

$$A_2 = \left(f \frac{q_T^2}{Q^2 + q_T^2} + (1 - f) \frac{5q_T^2}{Q^2 + 5q_T^2} \right) \cos 2\phi_1 \quad (15)$$

The dashed curve in Fig. 4 corresponds to Eq. (15) with $f = 0.610$ obtained from the A_0 data discussed above, and the best-fit value for $\cos 2\phi_1 = 0.905 \pm 0.004$. This corresponds to an average non-coplanarity angle, ϕ_1 , of 12.6° . The improved agreement between the geometric model and QCD calculation using this nonzero ϕ_1 angle indicates the effects of $\mathcal{O}(\alpha_s^2)$ or higher, which allows the hadron plane to deviate from the quark plane. An analogous situation was found for Z boson production and discussed in [18]. The good agreement between the simple calculation using Eq. (15) and the sophisticated QCD calculation again illustrates the useful insight provided by the geometric approach for understanding the angular coefficient in W boson production.

We consider next the parity-violating angular coefficient A_4 . From Eq. (7), the expression for A_4 is the product of the forward-backward asymmetry parameter $a = \pm 2$ and $\cos \theta_1$. Since the expressions for $\sin^2 \theta_1$ are given by Eqs. (9) and

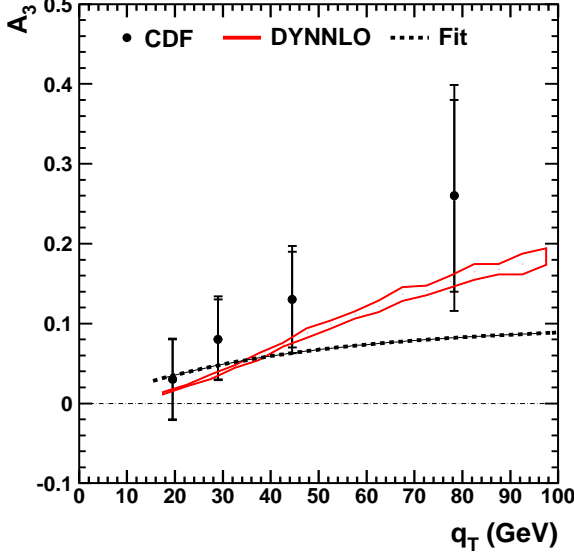


FIG. 6: Comparison between the $\mathcal{O}(\alpha_s^2)$ QCD (solid curve) and the geometric model (dashed curve) for A_3 . The CDF data points [26] are also displayed.

(10) for the $q\bar{q}$ and qG processes, we use the following expression for A_4

$$A_4 = 2r_4 \left(f \frac{Q}{(Q^2 + q_T^2)^{\frac{1}{2}}} + (1-f) \frac{Q}{(Q^2 + 5q_T^2)^{\frac{1}{2}}} \right) \quad (16)$$

where the factor of 2 on the right-hand side signifies the magnitude of the forward-backward asymmetry, $|a| = 2$. The parameter r_4 , which has a magnitude less than 1, is to account for the fact that the sign of a is either positive or negative, depending on whether it is $q\bar{q} \rightarrow W$ or $\bar{q}q \rightarrow W$ process, as discussed in Ref. [18] for the analogous Z boson production. Depending on the relative weight of these two contributions, governed by the partonic distributions of quarks and antiquarks in the proton and antiproton, the magnitude of A_4 is expected to be reduced from the partial cancellation effect. The parameter r_4 accounts for such a partial cancellation effect. The dashed curve in Fig. 5 shows that Eq. (16), using the best-fit value of $r_4 = 0.738 \pm 0.002$, is in excellent agreement with the QCD calculation. The large uncertainty of the A_4 measurement from CDF prevents a conclusive comparison between the QCD and geometric model calculation with the data. In fact, the constraint $A_4 < 2$ from Eq. (8), marginally violated by the central values of the data points at the lowest two q_T values, is satisfied by the QCD calculation. The fact that the simple calculation of Eq. (16) can describe the $\mathcal{O}(\alpha_s^2)$ QCD calculation very well again indicates the adequacy of the simple geometric model in understanding the main features of the angular coefficients in W boson production.

We turn to the A_3 coefficient next. As shown in Eq. (7), A_3 involves all three quantities, θ_1 , ϕ_1 , and a . The partial

cancellation effects discussed for A_4 are also expected for A_3 . From Eqs. (7), (9), and (10), we use the following expression for A_3 in the geometric model:

$$A_3 = 2r_3 \left(f \frac{q_T}{(Q^2 + q_T^2)^{\frac{1}{2}}} + (1-f) \frac{\sqrt{5}q_T}{(Q^2 + 5q_T^2)^{\frac{1}{2}}} \right) \cos \phi_1 \quad (17)$$

where the factor of 2 is again the forward-backward asymmetry parameter for W boson production, and $\phi_1 = 12.6^\circ$ was obtained in the previous analysis of A_2 . Since A_3 is an odd function under the $\phi_1 \leftrightarrow \pi - \phi_1$ exchange, a large cancellation effect is expected [18]. Therefore, we expect the value of the reduction factor, r_3 , to be small. The dashed curve in Fig. 6 is the best fit to the $\mathcal{O}(\alpha_s)$ QCD calculation using Eq. (17). Indeed, the value of r_3 is found to be quite small, $r_3 = 0.0540 \pm 0.001$, confirming a very large cancellation effect. Moreover, the agreement between the calculations of the geometric model and the $\mathcal{O}(\alpha_s^2)$ QCD is not very good. This suggests that the simple assumption that r_4 is independent of q_T is no longer a good assumption in the presence of strong cancellation effects. Nevertheless, the general feature that A_3 increases with q_T can still be described by the geometric model.

We conclude this section by discussing the prospect for collecting and analyzing W boson angular distribution data at the LHC. The high luminosity and high center-of-mass energy at the LHC allow a precise measurement of W and Z boson production. Indeed, the lepton angular distribution data for Z production reported by CMS and ATLAS have demonstrated a much higher precision and broader q_T coverage than at Tevatron. It is still challenging to measure W boson angular distribution due to the missing neutrinos. As a result, only the W polarization parameters, f_L , f_R and f_0 in the helicity frame have been measured [36, 37] so far. Nevertheless, as shown by the CDF Collaboration, at least the A_2 and A_3 coefficients in the C-S frame could be measured with adequate precision even at Tevatron. It is anticipated that LHC could at least allow a very precise measurement of A_2 and A_3 coefficients for W production. As discussed in a recent paper [22], the A_2 coefficient is expected to have very different q_T distributions for Z boson plus single jet or multiple jets. Similar expectation also holds for W plus jets production at the LHC. In particular, the A_2 values for W plus multiple-jets events are expected to be smaller than for the W plus single-jet events. This is due to the nonzero values of ϕ_1 for a multiple-jets events, while a single-jet W production event must have $\phi_1 = 0$. Equation (7) then implies that A_2 for multiple-jet events must be smaller than that for single-jet events. This prediction remains to be tested by the LHC experiments.

We note that a recent paper suggests the possibility of reconstructing the W decay angular distribution in the Mustraal frame [31]. From an analysis of the Monte Carlo data at the LHC energy, it was shown that the Mustraal frame has the interesting property that all angular coefficients except A_4 have vanishing values. An inspection of Eq. (4) shows that the z axis of the Mustraal frame coincides with the \hat{z}' axis. Thus

far, all existing data on W and Z boson production from LHC are analyzed in either the C-S frame or the helicity frame. Future analysis of these data in the Mustraal frame would be of considerable interest.

SUMMARY AND CONCLUSIONS

In this paper, we have extended the geometric approach to describe the angular distribution coefficients of W boson production at the CDF. In this geometric approach, first discussed in [17], all of the eight lepton angular distribution coefficients can be expressed as trigonometric expressions involving three quantities: a , θ_1 , and ϕ_1 . The quantity θ_1 refers to the polar angle of the collinear quark-antiquark axis in the W boson rest frame, ϕ_1 , the non-coplanarity angle between the plane formed by the two hadrons and the lepton plane containing the leptons from the W decay. The parity-violating parameter a has a magnitude of 2 for W production. These trigonometric expressions lead to a set of upper and lower bounds for the various angular coefficients, as well as some relationships between these angular coefficients. In particular, the Lam-Tung relation refers to the equality of the A_0 and A_2 coefficients when the non-coplanarity angle ϕ_1 vanishes. The violation of the Lam-Tung relation is then attributed to a nonzero ϕ_1 angle, resulting in $A_0 > A_2$. For the $q\bar{q}$ annihilation and qG Compton processes at $\mathcal{O}(\alpha_s)$, ϕ_1 vanishes, and the Lam-Tung relation is valid. For processes at $\mathcal{O}(\alpha_s^2)$ or higher, ϕ_1 can be nonzero and the Lam-Tung relation will be violated.

We first compare the CDF angular coefficient data with $\mathcal{O}(\alpha_s^2)$ QCD calculation. Although the statistical precision of the CDF data is only marginal, the general features of the data are in good agreement with the QCD calculations. We then compare the QCD results with the expressions obtained from the geometric model in order to determine several parameters in this model. Good agreement between the QCD calculations and the geometric approach is obtained. We also confirm that the QCD calculations as well as the geometric approach satisfy the upper and lower bounds derived for the angular coefficients, and the inequality $A_0 > A_2$. The implication of this study for W production at LHC is also discussed. In particular, a high precision measurement of A_2 for W plus jets events is feasible and of much interest.

We emphasize that this geometric approach is developed to provide some simple intuitive insights for understanding the angular distribution coefficients for W and Z boson production. It is certainly not a substitute for the rigorous perturbative QCD calculations. The good agreement between the geometric approach and the perturbative QCD calculation as well as the data is reassuring that the geometric model has some merits in understanding the main features of the lepton angular distributions, including their transverse momentum dependence and the violation of the Lam-Tung relation, in an intuitive fashion. We expect that this geometric approach can also be extended to other hard processes, including the Drell-Yan process, quarkonium production, e^-e^+ collision, and deep-

inelastic scattering.

Acknowledgment

This research was supported in part by the U.S. National Science Foundation Grant No. PHYS18-22502 and the Ministry of Science and Technology of Taiwan.

-
- [1] J. H. Christenson *et al.*, Phys. Rev. Lett. **25**, 1523 (1970).
 - [2] S. D. Drell and T. M. Yan, Phys. Rev. Lett. **25**, 316 (1970); Ann. Phys. (NY) **66**, 578 (1971).
 - [3] I. R. Kenyon, Rep. Prog. Phys. **45**, 1261 (1982).
 - [4] C. S. Lam and W. K. Tung, Phys. Rev. D **18**, 2447 (1978).
 - [5] S. Falciano *et al.*, Z. Phys. C **31**, 513 (1986).
 - [6] M. Guanziroli *et al.*, Z. Phys. C **37**, 545 (1988).
 - [7] J. S. Conway *et al.*, Phys. Rev. D **39**, 92 (1989).
 - [8] J. G. Heinrich *et al.*, Phys. Rev. D **44**, 1909 (1991).
 - [9] A. Brandenburg, S. J. Brodsky, V. V. Khoze, and D. Müller, Phys. Rev. Lett. **73**, 939 (1994).
 - [10] K. Eskola, P. Hoyer, M. Vanttinen, and R. Vogt, Phys. Lett. B **333**, 526 (1994).
 - [11] D. Boer, Phys. Rev. D **60**, 014012 (1999).
 - [12] D. Boer and P. J. Mulders, Phys. Rev. D **57**, 5780 (1998).
 - [13] L. Y. Zhu *et al.*, Phys. Rev. Lett. **99**, 082301 (2007); **102**, 182001 (2009).
 - [14] V. Khachatryan *et al.* (CMS Collaboration), Phys. Lett. B **749**, 187 (2015).
 - [15] G. Aad *et al.* (ATLAS Collaboration), J. High Energy Phys. **08** (2016) 159.
 - [16] R. Gauld *et al.*, J. High Energy Phys. **11** (2017) 003.
 - [17] J. C. Peng, W. C. Chang, R. E. McClellan, and O. Teryaev, Phys. Lett. B **758**, 384 (2016).
 - [18] W. C. Chang, R. E. McClellan, J. C. Peng, and O. Teryaev, Phys. Rev. D **96**, 054020 (2017).
 - [19] J. C. Martens, J. P. Ralston, and J. P. Tapia Takaki, Eur. Phys. J. C **78**, 5 (2018).
 - [20] M. Gavrilova and O. Teryaev, Phys. Rev. D **99**, 076013 (2019).
 - [21] J. C. Peng, D. Boer, W. C. Chang, R. E. McClellan, and O. Teryaev, Phys. Lett. B **789**, 356 (2019).
 - [22] J. C. Peng, W. C. Chang, R. E. McClellan, and O. Teryaev, Phys. Lett. B **797**, 134895 (2019).
 - [23] M. Lambertsen and W. Vogelsang, Phys. Rev. D **93**, 114013 (2016).
 - [24] W. C. Chang, R. E. McClellan, J. C. Peng, and O. Teryaev, Phys. Rev. D **99**, 014032 (2019).
 - [25] T. Aaltonen *et al.* (CDF Collaboration), Phys. Rev. Lett. **106**, 241801 (2011).
 - [26] D. Costa *et al.* (CDF Collaboration), Phys. Rev. D **73**, 052002 (2006).
 - [27] E. Mirkes, Nucl. Phys. B **387**, 3 (1992).
 - [28] E. Mirkes and J. Ohnemus, Phys. Rev. D **50**, 5692 (1994).
 - [29] J. C. Collins and D. E. Soper, Phys. Rev. D **16**, 2219 (1977).
 - [30] K. Gottfried and J. D. Jackson, Nuovo Cimento **33**, 309 (1964).
 - [31] E. Richter-Was and Z. Was, Eur. Phys. J. C **77**, 111 (2017).
 - [32] R. L. Thews, Phys. Rev. Lett. **43**, 987 (1979).
 - [33] S. Catani and M. Grazzini, Phys. Rev. Lett. **98**, 222002 (2007); S. Catani *et al.*, Phys. Rev. Lett. **103**, 082001 (2009).
 - [34] DYNLO v1.5, <http://theory.fi.infn.it/grazzini/dy.html>.

- [35] J. Strologas and S. Errede, Phys. Rev. D **73**, 052001 (2006).
- [36] S. Chatrchyan *et al.* (CMS Collaboration), Phys. Rev. Lett. **107**, 021802 (2011).
- [37] M. Aaboud *et al.* (ATLAS Collaboration), Eur. Phys. J. C **79**, 535 (2019).