

Rotation symmetry of the multiple-relaxation-time collision model

Xuhui Li and Xiaowen Shan*

Guangdong Provincial Key Laboratory of Turbulence Research and Applications
Shenzhen Key Laboratory of Complex Aerospace Flows
Department of Mechanics and Aerospace Engineering,
Southern University of Science and Technology, Shenzhen, 518055, China

In the Hermite-expansion-based multiple-relaxation-time lattice Boltzmann (LB) model [Shan & Chen, *Int. J. Mod. Phys. C*, **18**, 635, (2007)], a separate relaxation time is assigned to each of the tensorial moments of the collision term. Here we point out that to allow maximum flexibility while preserving the rotational symmetry of the relaxation physics, separate relaxation times can be assigned to the components of a tensor corresponding to its irreducible representation of $SO(3)$ but not any finer. By decomposing the second moment in the LB model for polyatomic gases [Nie, Shan & Chen, *Phys. Rev. E* **77**, 035701, (2008)], a model with decoupled shear and bulk viscosity is constructed. Hydrodynamic equation of the model is obtained *via* Chapman-Enskog calculation and verified by numerical simulation.

I. INTRODUCTION

A well-known deficiency of the lattice Boltzmann-BGK (LBGK) approach [1] is its simplistic single-relaxation-time (SRT) collision operator [2] adopted from continuum kinetic theory. It relaxes all moments of the distribution function with a single rate, resulting in the un-physical artifact that the thermal diffusivity and viscosity are always the same. In continuum kinetic theory a couple of models were proposed [3, 4] to decouple the thermal diffusivity from viscosity by modifying the equilibrium distribution. In the context of LBGK, a multiple-relaxation-time (MRT) model [5, 6] was suggested to assign separate relaxation rates to the eigenvectors of the collision matrix in the space of discrete velocities. The eigenvectors represent the hydrodynamic moments that one is concerned with. Nevertheless, as the underlying lattices used therein are insufficient to accurately represent the third moments and beyond, the Fourier equation of heat transfer is beyond the reach, leaving an adjustable Prandtl number unattainable. However, the numerical stability was indeed drastically improved, essentially due to the trimming of the moments not fully supported by the underlying lattice [7].

The idea of MRT was later applied to the high-order LB which employs lattices accurate enough to recover the full Navier-Stokes-Fourier equations [8]. The collision term is expanded in terms of the tensorial Hermite polynomials [9] of which, each term is assigned an independent relaxation time. The thermal diffusivity is decoupled from the viscosity as they are dictated by the third and second moments respectively. A remaining issue is that thermal diffusion is not Galilean invariant when the thermal diffusivity is set to be different from the viscosity. This abnormality was later removed by explicitly correcting the third-order moment [10], or more systematically, by carrying out the Hermite expansion in the reference frame moving with the fluid [11, 12], or relaxing the *central moments* directly.

As each of the tensorial moments consists of multiple components, a question arises as what the minimum unit is that

can be assigned a separate relaxation time. As a fundamental requirement, the physics of relaxation should be independent of the coordinate system and invariant under spatial rotation. Therefore the tensor components that can be assigned independent relaxation times must form an *irreducible representation* of the rotation group $SO(3)$ [13]. For the second moment which is a symmetric rank-2 tensor by definition, these irreducible components consist of a traceless symmetric tensor and a unit tensor multiplied by a scalar. Hence, the linear relaxation of the second moment can accommodate at most two rates, in analogues to the two coefficients in the constitutive relation that give rise to the shear and bulk viscosities [14].

At the molecular level, bulk viscosity [15, 16] stems from the finite time it takes for energy to equilibrate among degrees of freedom of molecular motion. Although ignored in most cases, once activated in some scenarios the effects of the bulk viscosity can be significant as its value can be several thousand times of the shear viscosity in gases such as CO_2 , which is the main ingredient of Venus and Mars atmospheres. The original BGK equation models the Boltzmann equation of a monatomic gas and hence has zero bulk viscosity. The early athermal LBGK model, which does not enforce the conservation of energy, exhibits an artificial non-zero bulk viscosity which can be corrected explicitly [17]. Once a sufficiently accurate lattice [18, 19] is adopted so that the full Navier-Stokes equations is recovered, the bulk viscosity does vanish. A LBGK model for gases with internal degrees of freedom [20] was previously proposed to model the equilibration of energy among degrees of freedom by a pair of distributions in the reduced phase space. This model, essentially the same as the approach used to reduce the BGK equation to lower dimensions [21], employs a single relaxation time and has an adjustable heat capacity ratio, γ , and a bulk viscosity which has a fixed ratio to the shear viscosity once γ is fixed.

In the present work, based on the mathematical fact on the minimum rotational invariant components that a tensor can be decomposed into, we construct a Hermite-expansion-based MRT collision model with maximum number of relaxation times. Particularly the second moment in the polyatomic model [20] is decomposed into the two parts corresponding to shear and bulk viscosities to arrive at a model with adjustable bulk-to-shear viscosity ratio independent of the specific heat

* shanxw@sustech.edu.cn

ratio γ . Instead of predicting experimental measurements, our goal is to derive a model that allows the bulk viscosity freely adjusted without violating fundamental principles. The rest of the paper is organized as the following. In Sec. II we give the theoretical derivation. After a brief review of the background, we present the tensor decomposition in Sec. II A, followed by an introduction of the SRT polyatomic gas model in Sec. II B, and its extension to MRT in Sec. II C. The hydrodynamic equation of the model is derived *via* Chapman-Enskog calculation in Sec. II D. In Sec. III numerical verification is presented, and finally conclusions and some discussions are given in Sec. IV.

II. THEORETICAL DERIVATION

In a previous series of papers [8, 11, 12] we propose to define the collision process through its action on the non-equilibrium part of the distribution function. Specifically we expand the distribution function in terms of Hermite polynomials [9] as:

$$f(\boldsymbol{\xi}, \mathbf{x}, t) = \omega(\boldsymbol{\eta}) \sum_{n=0}^{\infty} \frac{1}{n!} \mathbf{a}^{(n)}(\mathbf{x}, t) : \mathcal{H}^{(n)}(\boldsymbol{\eta}), \quad (1)$$

where $\boldsymbol{\eta}$ can be $\boldsymbol{\xi}$, $\mathbf{c} \equiv \boldsymbol{\xi} - \mathbf{u}$, or $\mathbf{v} \equiv \mathbf{c}/\sqrt{\theta}$, corresponding respectively to expansions in the laboratory frame, frame moving with the fluid, and thermally-scaled moving frame respectively. Here, \mathbf{c} is the *peculiar velocity*, θ the temperature and $\omega(\boldsymbol{\eta}) \equiv (2\pi)^{-D/2} \exp(-\boldsymbol{\eta}^2/2)$ the weight function. The expansion coefficients, $\mathbf{a}^{(n)}(\mathbf{x}, t)$, are the moments of the distribution function, or their combinations, in the various frames. The whole set of $\mathbf{a}^{(n)}$ completely and uniquely specifies $f(\boldsymbol{\xi}, \mathbf{x}, t)$ and *vice versa*. In case \mathbf{c} or \mathbf{v} is used, the *binomial transform* and a further scaling can be used to transform $\mathbf{a}^{(n)}$ back to the laboratory frame where they can be exactly represented by a set of fixed discrete velocities [22].

Now consider the collision operator $\Omega(f)$ which represents the change to the distribution due to the local collision process. As apparently $\Omega(f^{(eq)}) = 0$, for convenience, we denote the non-equilibrium part of the distribution by $f^{(neq)} \equiv f - f^{(eq)}$ and redefine Ω as a functional of $f^{(neq)}$ such that $\Omega(0) = 0$. For instance, the well-known BGK collision operator is simply $\Omega(f) = -\omega f$ where $\omega \equiv 1/\tau$ is the collision frequency and τ the collision time. Let the expansion coefficients of $f^{(neq)}$ and $\Omega(f^{(neq)})$ in terms of $\mathcal{H}^{(n)}(\mathbf{v})$ be $\mathbf{d}_1^{(n)}$ and $\mathbf{d}_\Omega^{(n)}$ respectively. Note that if the construction of $f^{(eq)}$ guarantees the conservation of mass, momentum and energy, we have $\mathbf{d}_1^{(0)} = 0$, $\mathbf{d}_1^{(1)} = \mathbf{0}$ and $\mathbf{d}_1^{(2)}$ is traceless. The collision operator can be specified *via* the expansion coefficients. The previous MRT model is defined by [11]:

$$\mathbf{d}_\Omega^{(n)} = -\omega_n \mathbf{d}_1^{(n)}, \quad n = 2, 3, \dots, \quad (2)$$

which gives each of the Hermite terms a separate relaxation frequency, ω_n .

A. Rotational symmetry of rank-2 tensor

A well-known conclusion of group theory [13] is that the 9-dimensional (9-d) representation of the rotation group $SO(3)$ furnished by a rank-2 tensor can be decomposed into a 5-d space of traceless symmetric tensor, a 3-d space of anti-symmetric tensor, and a 1-d space of unit tensor, commonly noted as $5 \oplus 3 \oplus 1$, each of which is closed under the transform of $SO(3)$. Hence, the second tensorial moment, which is symmetric by definition, can be decomposed into the spaces of a traceless symmetric tensor and a unit tensor ($5 \oplus 1$), both can be relaxed separately without breaking rotational symmetry.

To further illustrate, let us define two operators, $\bar{\mathbf{a}}$ and $\tilde{\mathbf{a}}$, which respectively take the trace and traceless symmetric component of the rank-2 tensor, \mathbf{a} . Assuming Einstein summation, in component form we define:

$$\bar{a} \equiv a_{ii}, \quad \text{and} \quad \tilde{a}_{ij} \equiv \frac{1}{2} (a_{ij} + a_{ji}) - \frac{\bar{a}}{D} \delta_{ij}. \quad (3)$$

Any symmetric rank-2 tensor can be decomposed as:

$$\mathbf{a} = \frac{\bar{\mathbf{a}}}{D} \boldsymbol{\delta} + \tilde{\mathbf{a}}. \quad (4)$$

Particularly, the second-order term in a Hermite expansion can be decomposed into two parts that are orthogonal under spatial rotation:

$$\mathbf{a} : \mathcal{H}^{(2)}(\mathbf{v}) = \tilde{\mathbf{a}} : \mathcal{H}^{(2)}(\mathbf{v}) + \frac{\bar{\mathbf{a}}}{D} \boldsymbol{\delta} : \mathcal{H}^{(2)}(\mathbf{v}). \quad (5)$$

The action of the most general rotationally symmetric linear relaxation operator on such a functional can be defined as:

$$\Omega \left[\mathbf{a} : \mathcal{H}^{(2)}(\mathbf{v}) \right] = - \left[\frac{1}{\tau_1} \tilde{\mathbf{a}} + \frac{1}{\tau_2} \frac{\bar{\mathbf{a}}}{D} \boldsymbol{\delta} \right] : \mathcal{H}^{(2)}(\mathbf{v}), \quad (6)$$

with two independent relaxation times, τ_1 and τ_2 .

We note that for the two tensor contractions on the right-hand-side of Eq. (5), only the traceless component and the trace of $\mathcal{H}^{(n)}(\mathbf{v})$ have contributions. Hence the same term can take several equivalent forms, *e.g.*:

$$\mathbf{a} : \mathcal{H}^{(2)}(\mathbf{v}) = \tilde{\mathbf{a}} : \mathbf{v}\mathbf{v} + \frac{\bar{\mathbf{a}}}{D} (v^2 - D). \quad (7)$$

B. BGK model with internal degrees of freedom

For a monatomic gas in which the translational kinetic energy is conserved, $\mathbf{d}_1^{(2)}$ is traceless so that $\bar{\mathbf{d}}_1^{(2)} = 0$. Only a single relaxation time can exist. Previously a lattice BGK model was proposed for gases with internal degrees of freedom [20]. The approach is essentially the same as the one developed to reduce spatial dimensionality [21]. In this approach, a polyatomic gas is described by a pair of distribution functions in the *reduced* phase space, $(\boldsymbol{\xi}, \mathbf{x})$, obeying the following BGK equations:

$$\frac{\partial g}{\partial t} + \boldsymbol{\xi} \cdot \nabla g = \Omega_g \equiv -\frac{1}{\tau} \left[g - g^{(eq)} \right], \quad (8a)$$

$$\frac{\partial h}{\partial t} + \boldsymbol{\xi} \cdot \nabla h = \Omega_h \equiv -\frac{1}{\tau} \left[h - g^{(eq)} \theta \right], \quad (8b)$$

where Ω_g and Ω_h are the collision operators for g and h , and

$$g^{(eq)} = \frac{\rho}{(2\pi\theta)^{D/2}} \exp\left(-\frac{c^2}{2\theta}\right) = \frac{\rho}{\theta^{D/2}} \omega(\mathbf{v}), \quad (9)$$

is the Maxwellian in the reduced phase space. Here ρ is the density, $c \equiv |\mathbf{c}|$, and θ the temperature which is related to the *energy density* per mass, ϵ , by:

$$\epsilon = \frac{1}{2} (D + S) \theta. \quad (10)$$

where S is the number of internal degrees of freedom. The variables ρ , \mathbf{u} , and ϵ , are moments of the two distributions:

$$\rho = \int g d\xi, \quad (11a)$$

$$\rho \mathbf{u} = \int g \xi d\xi, \quad (11b)$$

$$\rho \epsilon = \frac{1}{2} \int g c^2 d\xi + \frac{S}{2} \int h d\xi. \quad (11c)$$

Although Eq. (8a) appears to be identical to the BGK equation for monatomic gases, a critical difference lies in the calculation of $g^{(eq)}$ where θ is now given by Eqs. (10) and (11c) which couple g and h . This coupling reflects energy transfer between the translational and internal degrees of freedom. As the translational energy is not conserved, $g^{(neq)} \equiv g - g^{(eq)}$ can have a non-vanishing trace. Nevertheless, the *total* energy is still conserved as from Eqs. (11c) and (10), we have:

$$\int g c^2 d\xi + S \int h d\xi = (D + S) \rho \theta. \quad (12)$$

The definition of $g^{(eq)}$ of Eq. (9) gives:

$$\int g^{(eq)} c^2 d\xi = D \rho \theta, \quad \text{and} \quad \int g^{(eq)} d\xi = \rho. \quad (13)$$

The above two equations lead to:

$$\int g^{(neq)} c^2 d\xi + S \int h^{(neq)} d\xi = 0. \quad (14)$$

Together with the fact that the two relaxation times in Eqs. (8) are identical, it ensures that:

$$\int (\Omega_g c^2 + S \Omega_h) d\xi = 0, \quad (15)$$

namely, $\rho \epsilon$, as defined by Eq. (11c), is conserved by the collision operator. Obviously mass and momentum are also conserved as:

$$\int \Omega_g d\xi = 0, \quad \text{and} \quad \int \Omega_g \xi d\xi = 0. \quad (16)$$

C. MRT extension

Now let $\mathbf{d}_g^{(n)}$ and $\mathbf{d}_h^{(n)}$ be respectively the Hermite expansion coefficients of $g^{(neq)}$ and $h^{(neq)} \equiv h - g^{(eq)} \theta$, i.e.:

$$g^{(neq)} = \omega(\mathbf{v}) \sum_{n=2}^{\infty} \frac{1}{n!} \mathbf{d}_g^{(n)} : \mathcal{H}^{(n)}(\mathbf{v}), \quad (17a)$$

$$h^{(neq)} = \omega(\mathbf{v}) \sum_{n=0}^{\infty} \frac{1}{n!} \mathbf{d}_h^{(n)} : \mathcal{H}^{(n)}(\mathbf{v}). \quad (17b)$$

Due to the conservation of mass and momentum, $\mathbf{d}_g^{(0)}$ and $\mathbf{d}_g^{(1)}$ vanish. The leading coefficient of $g^{(neq)}$ is:

$$\begin{aligned} \mathbf{d}_g^{(2)} &= \int [g - g^{(eq)}] \mathcal{H}^{(2)}(\mathbf{v}) d\mathbf{v} \\ &= \int (\mathbf{v} \mathbf{v} - \delta) g d\mathbf{v} = \theta^{-\frac{D+2}{2}} \left[\int g c c d\mathbf{c} - \rho \theta \delta \right], \end{aligned} \quad (18)$$

where the fact $\int g^{(eq)} \mathcal{H}^{(2)}(\mathbf{v}) d\mathbf{v} = 0$ is used. The trace and traceless component of $\mathbf{d}_g^{(2)}$ can be computed as:

$$\bar{\mathbf{d}}_g^{(2)} = \theta^{-\frac{D+2}{2}} \left[\int g c^2 d\mathbf{c} - D \rho \theta \right], \quad (19a)$$

$$\tilde{\mathbf{d}}_g^{(2)} = \theta^{-\frac{D+2}{2}} \int g \left[\mathbf{c} \mathbf{c} - \frac{c^2}{D} \delta \right] d\mathbf{c}. \quad (19b)$$

Similarly the leading coefficient of $h^{(neq)}$ is:

$$\mathbf{d}_h^{(0)} = \int \left[h - \frac{\rho \theta}{\theta^{D/2}} \omega(\mathbf{v}) \right] d\mathbf{v} = \theta^{-\frac{D}{2}} \left[\int h d\mathbf{c} - \rho \theta \right]. \quad (20)$$

Using Eqs. (10) and (11c), $\mathbf{d}_h^{(0)}$ is related to $\bar{\mathbf{d}}_g^{(2)}$ by:

$$\theta \bar{\mathbf{d}}_g^{(2)} + S \mathbf{d}_h^{(0)} = 0. \quad (21)$$

Using Eq. (4), the leading term in Eq. (17a) can be decomposed to have:

$$\frac{g^{(neq)}}{\omega(\mathbf{v})} = \frac{1}{2!} \left[\tilde{\mathbf{d}}_g^{(2)} + \frac{\bar{\mathbf{d}}_g^{(2)}}{D} \delta \right] : \mathcal{H}^{(2)} + \frac{\mathbf{d}_g^{(3)} : \mathcal{H}^{(3)}}{3!} + \dots \quad (22)$$

A corresponding MRT collision model can then be devised as:

$$-\frac{\Omega_g}{\omega(\mathbf{v})} = \frac{1}{2} \left[\frac{\tilde{\mathbf{d}}_g^{(2)}}{\tau_{21}} + \frac{\bar{\mathbf{d}}_g^{(2)} \delta}{\tau_{22} D} \right] : \mathcal{H}^{(2)} + \frac{\mathbf{d}_g^{(3)} : \mathcal{H}^{(3)}}{3! \tau_3} + \dots \quad (23a)$$

$$-\frac{\Omega_h}{\omega(\mathbf{v})} = \frac{\mathbf{d}_h^{(0)}}{\tau_0} + \frac{\mathbf{d}_h^{(1)} : \mathcal{H}^{(1)}}{\tau_1} + \dots, \quad (23b)$$

where, τ_{21} , τ_{22} , τ_3 , τ_0 and τ_1 are independent relaxation times. We now show that the energy conservation of Eq. (15) demands that $\tau_0 = \tau_{22}$. For translational energy we note that:

$$\begin{aligned} \int \Omega_g c^2 d\xi &= \theta^{\frac{D+2}{2}} \text{Tr} \int \Omega_g \mathbf{v} \mathbf{v} d\mathbf{v} \\ &= \theta^{\frac{D+2}{2}} \text{Tr} \int \Omega_g \left[\mathcal{H}^{(2)}(\mathbf{v}) + \delta \mathcal{H}^{(0)}(\mathbf{v}) \right] d\mathbf{v}. \end{aligned} \quad (24)$$

Using the orthogonal relations and the fact that $\text{Tr}(\tilde{\mathbf{d}}_g^{(2)}) = 0$, we have:

$$\int \Omega_g c^2 d\boldsymbol{\xi} = -\frac{\theta^{\frac{D+2}{2}} \tilde{d}_g^{(2)}}{\tau_{22}} = -\frac{1}{\tau_{22}} \left[\int g c^2 d\mathbf{c} - D\rho\theta \right], \quad (25)$$

and similarly:

$$\int \Omega_h d\boldsymbol{\xi} = -\frac{\theta^{\frac{D}{2}} d_h^{(0)}}{\tau_0} = -\frac{1}{\tau_0} \left[\int h d\mathbf{c} - \rho\theta \right]. \quad (26)$$

Noticing Eq. (12), in order for Eqs. (23) to satisfy Eq. (15), we must have $\tau_0 = \tau_{22}$.

D. Hydrodynamic equations

We now derive the hydrodynamic equations of Eqs. (8) and (23). By taking the moments in Eqs. (16) and (15) of Eqs. (8), we have the conservation equations:

$$\frac{d\rho}{dt} + \rho \nabla \cdot \mathbf{u} = 0, \quad (27a)$$

$$\rho \frac{d\mathbf{u}}{dt} + \nabla \cdot \mathbf{P} = 0, \quad (27b)$$

$$\rho \frac{d\epsilon}{dt} + \nabla \mathbf{u} : \mathbf{P} + \nabla \cdot \mathbf{q} = 0, \quad (27c)$$

where $d/dt \equiv \partial/\partial t + \mathbf{u} \cdot \nabla$ is the *material derivative*, and

$$\mathbf{P} \equiv \int g c c d\mathbf{c}, \quad \text{and} \quad \mathbf{q} \equiv \frac{1}{2} \int (g c^2 + S h) c d\mathbf{c}, \quad (28)$$

are the *pressure tensor* and *energy flux* respectively. Except for the last term in the definition of \mathbf{q} , all are the same as in a monatomic gas. The *hydrostatic pressure*:

$$p \equiv \frac{P_{ii}}{D} = \frac{1}{D} \int g c^2 d\mathbf{c}, \quad (29)$$

is defined as the average of the normal components of \mathbf{P} and the *deviatoric stress*, $\boldsymbol{\sigma} \equiv -(\mathbf{P} - p\boldsymbol{\delta})$, is the negative of the

traceless part of \mathbf{P} . In particular, if g and h are expanded in terms of Hermite polynomials $\mathcal{H}^{(n)}(\mathbf{v})$, we have:

$$\begin{aligned} \mathbf{P} &= \theta^{\frac{D+2}{2}} \int g \left[\boldsymbol{\delta} + \mathcal{H}^{(2)}(\mathbf{v}) \right] d\mathbf{v} \\ &= \theta^{\frac{D+2}{2}} \left[d^{(0)} \boldsymbol{\delta} + \mathbf{d}^{(2)} \right]. \end{aligned} \quad (30)$$

On decomposing $\mathbf{d}^{(2)}$ according to Eq. (4), we have:

$$p = \theta^{\frac{D+2}{2}} \left[d^{(0)} + \frac{\bar{d}^{(2)}}{D} \right], \quad \text{and} \quad \boldsymbol{\sigma} = -\theta^{\frac{D+2}{2}} \tilde{\mathbf{d}}^{(2)}. \quad (31)$$

As the zero-th approximation, taking g and h as their equilibria, $g^{(eq)}$ and $g^{(eq)}\theta$, we have the ideal gas equation of state:

$$p = \rho\theta, \quad (32)$$

and

$$\boldsymbol{\sigma} = \mathbf{0}, \quad \text{and} \quad \mathbf{q} = \mathbf{0}, \quad (33)$$

which yield Euler's equations when plugged into Eqs. (27). The first Chapman-Enskog approximation [23] amounts to substituting $f = f^{(eq)} + f^{(1)} + \dots$ into the Boltzmann-BGK equation and keeping the leading terms on both sides to yield:

$$f^{(1)} \cong -\tau \left(\frac{\partial}{\partial t} + \boldsymbol{\xi} \cdot \nabla \right) f^{(eq)}. \quad (34)$$

Using Euler's equation to convert the time derivatives to spatial ones, $f^{(1)}$ can be written in terms of the hydrodynamic variables and their spatial derivatives. On substituting into Eq. (28), we obtain $\mathbf{P}^{(1)}$ and $\mathbf{q}^{(1)}$ and in turn the Navier-Stokes equations when plugged into Eqs. (27).

It was noted [12] that in this procedure, $\mathbf{P}^{(1)}$ and $\mathbf{q}^{(1)}$ can be obtained by taking the corresponding moments of the BGK equation directly without computing $f^{(1)}$ explicitly. We now apply the same procedure to Eqs. (8) and (23). Define the deferential operator for brevity:

$$\mathcal{D} \equiv \frac{\partial}{\partial t} + \boldsymbol{\xi} \cdot \nabla = \frac{d}{dt} + \mathbf{c} \cdot \nabla, \quad (35)$$

the first Chapman-Enskog approximation can be written as:

$$\mathcal{D}g^{(eq)} = -\omega(\mathbf{v}) \left[\frac{1}{2} \left(\frac{\tilde{\mathbf{d}}_g^{(2)}}{\tau_{21}} + \frac{\tilde{d}_g^{(2)} \boldsymbol{\delta}}{\tau_{22} D} \right) : \mathcal{H}^{(2)} + \frac{\mathbf{d}_g^{(3)} : \mathcal{H}^{(3)}}{3! \tau_3} + \dots \right], \quad (36a)$$

$$\mathcal{D}(g^{(eq)}\theta) = -\omega(\mathbf{v}) \left[\frac{d_h^{(0)}}{\tau_{22}} + \frac{\tilde{\mathbf{d}}_h^{(1)} : \mathcal{H}^{(1)}}{\tau_1} + \dots \right]. \quad (36b)$$

Following the standard procedure [23], the left-hand-side can be computed as:

$$\mathcal{D}g^{(eq)} = \frac{1}{\theta} \left[\left(\mathbf{c} \mathbf{c} - \frac{c^2 \boldsymbol{\delta}}{D} \right) : \nabla \mathbf{u} + \left(\frac{c^2}{2\theta} - \frac{D+2}{2} \right) \mathbf{c} \cdot \nabla \theta + \frac{S}{D+S} \left(\frac{c^2}{D} - \theta \right) \nabla \cdot \mathbf{u} \right] g^{(eq)}, \quad (37a)$$

$$\mathcal{D}(g^{(eq)}\theta) = \left[\left(\mathbf{c} \mathbf{c} - \frac{c^2 \boldsymbol{\delta}}{D} \right) : \nabla \mathbf{u} + \left(\frac{c^2}{2\theta} - \frac{D}{2} \right) \mathbf{c} \cdot \nabla \theta + \frac{S}{D+S} \left[\frac{c^2}{D} - \left(1 + \frac{2}{S} \right) \theta \right] \nabla \cdot \mathbf{u} \right] g^{(eq)}, \quad (37b)$$

where the first two terms in the brackets of the first equation are the same as in the monatomic case, while the third one is due to the internal degrees of freedom. Now taking the moment $\int \cdot c dc$ of Eq. (36a), we have:

$$2\rho\theta \left[\left(\Lambda - \frac{\delta \nabla \cdot \mathbf{u}}{D} \right) + \frac{S \delta \nabla \cdot \mathbf{u}}{D(D+S)} \right] = -\theta^{\frac{D+2}{2}} \left[\frac{\tilde{d}_g^{(2)}}{\tau_{21}} + \frac{\tilde{d}_g^{(2)} \delta}{D \tau_{22}} \right]. \quad (38)$$

where $\Lambda \equiv \frac{1}{2} [\nabla \mathbf{u} + (\nabla \mathbf{u})^T]$ is the *strain rate*. Matching up the trace and traceless part on both sides, we have the correction to the hydrostatic pressure and deviatoric stress as:

$$p^{(1)} = \theta^{\frac{D+2}{2}} \frac{\tilde{d}_g^{(2)}}{D} = -\frac{2S}{D(D+S)} \tau_{22} \rho \theta \nabla \cdot \mathbf{u}, \quad (39a)$$

$$\boldsymbol{\sigma}^{(1)} = -\theta^{\frac{D+2}{2}} \tilde{d}_g^{(2)} = 2\tau_{21} \rho \theta \left(\Lambda - \frac{\delta \nabla \cdot \mathbf{u}}{D} \right), \quad (39b)$$

corresponding to the kinematic shear viscosity, ν , and bulk viscosity, ν_b :

$$\nu = \tau_{21} \rho \theta, \quad \text{and} \quad \nu_b = \frac{2S}{D(D+S)} \tau_{22} \rho \theta. \quad (40)$$

Similarly taking the moments $\int \cdot c^2 c dc$ and $\int \cdot c dc$ of Eqs. (36a) and (36b) respectively yields:

$$\theta^{\frac{D+3}{2}} \mathbf{d}_g^{(3)} = -\tau_3 (D+2) \rho \theta \nabla \theta, \quad (41a)$$

$$\theta^{\frac{D+1}{2}} \mathbf{d}_h^{(1)} = -\tau_1 \rho \theta \nabla \theta. \quad (41b)$$

The first-order correction to the heat flux is then:

$$\mathbf{q}^{(1)} = -\frac{(D+2)\tau_3 + S\tau_1}{2} \rho \theta \nabla \theta, \quad (42)$$

corresponding to a *heat conductivity* of:

$$\lambda = \frac{(D+2)\tau_3 + S\tau_1}{2} \rho \theta. \quad (43)$$

Noting that $c_p = (D+S+2)/2$, the *thermal diffusivity* is:

$$\kappa = \frac{(D+2)\tau_3 + S\tau_1}{D+S+2} \rho \theta, \quad (44)$$

which reduces to $\tau \rho \theta$ if $S = 0$ as for monatomic gases, or $\tau_1 = \tau_3 = \tau$ as for the single-relaxation-time polyatomic model [20].

III. NUMERICAL VERSIFICATION

To verify the model, the transport coefficients are measured from the dynamics of the linear hydrodynamic modes in an one-dimensional periodic setup and compared with their theoretical values. The case setup has been extensively discussed

previously [8, 12, 24]. Here we briefly summarize the analytical results. Consider the monochromatic plane wave perturbation:

$$\begin{pmatrix} \rho \\ \mathbf{u} \\ \theta \end{pmatrix} = \begin{pmatrix} \rho_0 \\ \mathbf{u}_0 \\ \theta_0 \end{pmatrix} + \begin{pmatrix} \bar{\rho} \\ \bar{\mathbf{u}} \\ \bar{\theta} \end{pmatrix} e^{i\omega t + i\mathbf{k} \cdot (\mathbf{x} - \mathbf{u}_0 t)} \quad (45)$$

where the subscript $_0$ denotes the base flow and $\bar{\rho}$, $\bar{\mathbf{u}}$ and $\bar{\theta}$ are the perturbation amplitudes. Both the base state and the perturbation amplitudes are homogeneous and constant. \mathbf{k} and ω respectively are the *wave vector* and *angular frequency* of the plane wave. Decomposing the velocity into components parallel and perpendicular to the wave vector and substituting into Eqs. (27), we obtain an eigen system in the space of $(\bar{\rho}, \bar{u}_{\parallel}, \bar{\theta}, \bar{u}_{\perp})^T$ from which the dimensionless dispersion relations of four linear modes can be obtained:

$$-\frac{\omega_v}{c_s k} = \frac{1}{Re}, \quad (46a)$$

$$-\frac{\omega_t}{c_s k} = \frac{1}{Pe} + \frac{(\gamma-1)\lambda}{Pe^3} + \mathcal{O}\left(\frac{1}{Pe^5}\right), \quad (46b)$$

$$-\frac{\omega_{\pm}}{c_s k} = \frac{\gamma-\lambda}{2Pe} - \frac{(\gamma-1)\lambda}{2Pe^3} + \mathcal{O}\left(\frac{1}{Pe^5}\right) \pm i \left[1 - \frac{(\gamma+\lambda)^2 - 4\lambda}{8Pe^2} + \mathcal{O}\left(\frac{1}{Pe^4}\right) \right], \quad (46c)$$

where ω_v , ω_t , and ω_{\pm} are the angular frequencies of the viscous, thermal and two acoustic modes, $c_s \equiv \sqrt{\gamma \theta_0}$ a *characteristic* speed of sound, $k \equiv |\mathbf{k}|$ the *wave number*, $Re \equiv c_s/\nu k$, $Pe \equiv c_s/\kappa k$ and $Pr \equiv \nu/\kappa$ the *acoustic* Reynolds, Péclet and Prandtl numbers, and

$$\lambda \equiv 1 + \left(\gamma - 3 - \frac{\nu_b}{\nu} \right) Pr \quad (47)$$

a constant defined for brevity which is the only place where bulk viscosity affects the dispersion relations. While the viscous mode is independent from the other three and its dispersion relation is exact, the dispersion relations of the thermal and acoustic modes are solutions of a cubic characteristic equation and only their asymptotic form at large- Pe limit are given. Up to the order of $\mathcal{O}(Pe^{-2})$, the decay rates of the viscous and thermal modes are:

$$\omega_v = -\nu k^2, \quad \text{and} \quad \omega_t \cong -\kappa k^2 \left[1 + \frac{(\gamma-1)\lambda}{Pe^2} \right]. \quad (48)$$

The *sound attenuation rate* is a weighted sum of the shear viscosity, bulk viscosity and thermal diffusivity:

$$\alpha \cong -k^2 \left[a\kappa + (1-a)\nu + \frac{\nu_b}{2} \right] \left[1 + \frac{(\gamma-1)\lambda}{(\gamma-\lambda)Pe^2} \right], \quad (49)$$

where $a = (\gamma-1)/2$. The speed of sound is also corrected by the dissipation rates as:

$$\sqrt{\gamma \theta_0} \left[1 - \frac{(\gamma+\lambda)^2 - 4\lambda}{8Pe^2} \right]. \quad (50)$$

While the effects of the bulk viscosity on sound speed and decay rate of the thermal mode is in the order of $\mathcal{O}(Pe^{-2})$, its effect on sound attenuation is in the leading order. As a verification of the bulk viscosity, we numerically measure the sound attenuation rate and compare with the theoretical value.

The simulation is performed on a 3D periodic lattice of the dimension $L_x \times L_y \times L_z$ using the minimum 9-th order $E_{3,103}^9$ quadrature [19] capable of representing 4-th moments exactly. All simulations were conducted with $L_x = 256$, $L_y = 5$, $L_z = 5$. The initial perturbations of all physical quantities are spatially sinusoidal wave in the form of $\sin \frac{2\pi n_x x}{L_x} \sin \frac{2\pi n_y y}{L_y} \sin \frac{2\pi n_z z}{L_z}$, where the integer vector (x, y, z) is the lattice coordinates, and $n_x = 1$, $n_y = n_z = 0$ the wave numbers. The wave vector is $\mathbf{k} = (2\pi/c)(n_x/L_x, n_y/L_y, n_z/L_z)$ where c is the lattice constant. The dynamics of any of the three variables, $\bar{\rho}$, \bar{u}_{\parallel} or $\bar{\theta}$, is the superposition of the thermal and acoustic modes. To study the acoustic mode, we set the initial perturbation amplitudes to the eigen state of a standing wave which is asymptotically $(\bar{\rho}, \bar{u}_{\parallel}, \bar{\theta}) = (\rho_0, 0, \theta_0(\gamma - 1))$. Alternatively, as the acoustic modes are isentropic, we can also set $\rho = \rho_0 + \rho' \sin \mathbf{k} \cdot \mathbf{x}$ and initialize θ using the *isentropic invariant* $\theta \rho^{1-\gamma} = \theta_0 \rho_0^{1-\gamma}$. The sound attenuation rate, α , and frequency, ω , are measured by fitting the pressure fluctuation with the model $a_s e^{-\alpha t} \sin(\omega t + \phi)$.

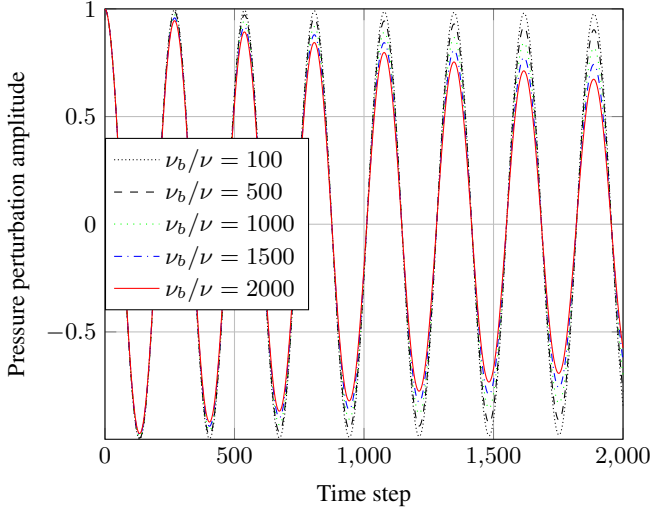


FIG. 1. Typical time history of the amplitude of pressure perturbation in acoustic waves with varying ratio of bulk to shear viscosities. The other parameters are $\tau_{21} = 0.5005$, $\gamma = 1.3$, $Pr = 2.1$ and $\tau_1 = \tau_3$. To be seen is that the sound attenuation rate significantly depends on the bulk viscosity.

Shown in Fig. 1 are the time histories of the pressure perturbation amplitude for various ratios of bulk to shear viscosities. The shear viscosity and all other parameters are fixed. Clearly the sound attenuation rate increases with the bulk viscosity. As shown in Fig. 2, the relative error of sound attenuation rate against its theoretical value is below 1% over a wide range of the viscosity ratio. As a relaxation time of $\tau_{21} \lesssim 0.5005$ with small bulk viscosity could cause stability problem, and

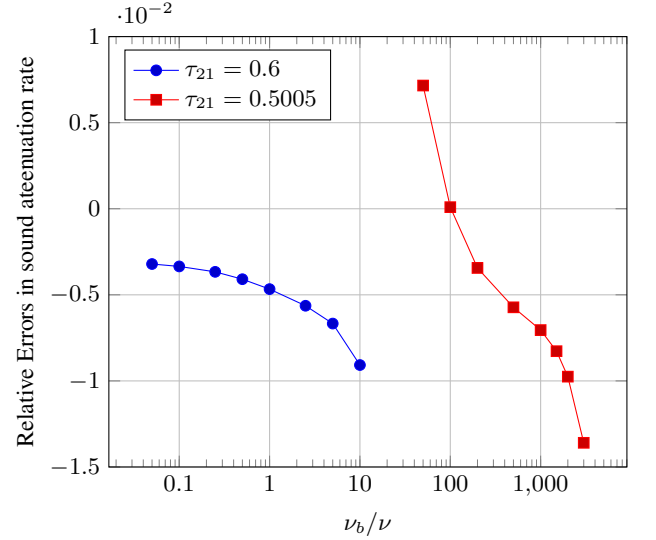


FIG. 2. Relative error of decay rate with varying ratio of bulk viscosity to shear viscosity. Two cases are tested: $\tau_{21} = 0.5005$ and $\tau_{21} = 0.6$. In both cases $\gamma = 1.3$, $Pr = 2.1$ and $\tau_1 = \tau_3$. To be seen is that the relative error is generally below 1% over a large range of ν_b/ν .

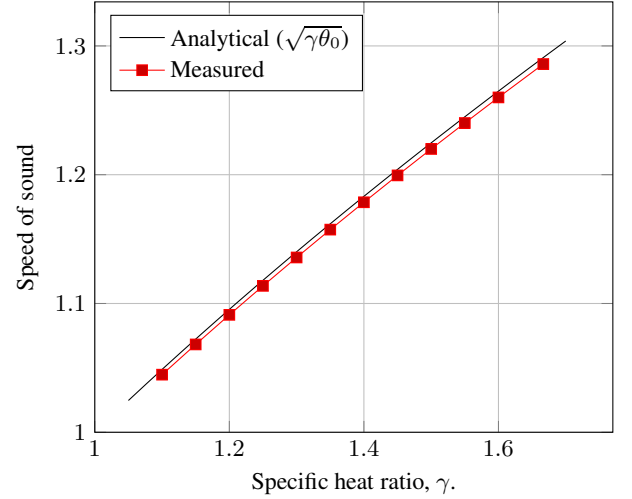


FIG. 3. Sound speed: analytical solution versus numerical measurement with varying specific heat ratio. Parameters are $Pr = 2.1$, $\tau_{21} = 0.501$, $\nu_b/\nu = 100$, and $\tau_1 = \tau_3$.

$\tau_{22} \gtrsim 2$ corresponds to a finite Knudsen number, two different τ_{21} is used. Also worth noting is that at least in the continuum flow regime, as long as the total thermal conductivity remain the same, τ_1 and τ_3 can be adjusted freely according the constraint Eq. (43) without causing any visible effect. The effect of τ_1 and τ_3 in rarefied gas flow regime remains to be investigated in the future work.

Shown in Fig. 3 are the sound speed measured through the angular frequency of the pressure perturbation. For the usual range of specific heat ratio, numerical measurements agree well with theoretical predictions.

IV. CONCLUSIONS AND DISCUSSION

In summary, we point out that the collision operator can be defined as a spectral expansion where the eigen states to which separate relaxation times can be assigned correspond to the irreducible representations of $SO(3)$ to preserve rotational symmetry. For the second moment, two relaxation times are permitted which give the shear and bulk viscosities. A kinetic model with arbitrarily adjustable bulk viscosity is constructed and numerically verified. An interesting future direction is that the same decomposition can be applied to the higher moments. For instance, according to group theory the 27-dimensional space of rank-3 tensors can be decomposed into seven lower-dimensional sub-spaces (sometimes noted as $3 \otimes 3 \otimes 3 = 7 \oplus 5 \oplus 5 \oplus 3 \oplus 3 \oplus 3 \oplus 1$) each of which is

closed under spatial rotation. Obviously many of these seven sub-spaces are not fully symmetric as the third moment should be. It would be interesting to know the maximum number of relaxation times a given order of moment can accommodate, and physical transport coefficients the relaxation times correspond to.

ACKNOWLEDGMENTS

This work was supported by the National Science Foundation of China Grants: No.91741101 and No.91752204, the project of Science and Technology Innovation Committee of Shenzhen City:K19325001. X.L. acknowledges financial support of SUSTech Presidential Postdoctoral Fellowship. An anonymous internet user is acknowledged for pointing out the rank-3 tensor decomposition result.

-
- [1] S. Chen and G. D. Doolen, *Annu. Rev. Fluid Mech.* **30**, 329 (1998).
 - [2] P. Bhatnagar, E. P. Gross, and M. Krook, *Phys. Rev.* **94**, 511 (1954).
 - [3] L. H. Holway, *Phys. Fluids* **9**, 1658 (1966).
 - [4] E. M. Shakhov, *Fluid Dyn.* **3**, 95 (1968).
 - [5] D. d'Humières, in *Rarefied Gas Dyn. Theory Simulations*, edited by D. P. Weaver and B. D. Shizgal (AIAA, Washington DC, 1994) pp. 450–458.
 - [6] D. d'Humières, I. Ginzburg, M. Krafczyk, P. Lallemand, and L.-S. Luo, *Philos. Trans. R. Soc. A Math. Phys. Eng. Sci.* **360**, 437 (2002).
 - [7] J. Latt and B. Chopard, *Lattice Boltzmann Method with regularized non-equilibrium distribution functions*, Tech. Rep. (2005) arXiv:0506157v1 [arXiv:physics].
 - [8] X. Shan and H. Chen, *Int. J. Mod. Phys. C* **18**, 635 (2007).
 - [9] H. Grad, *Commun. Pure Appl. Math.* **2**, 325 (1949).
 - [10] H. Chen, P. Gopalakrishnan, and R. Zhang, *Int. J. Mod. Phys. C* **25**, 1450046 (2014).
 - [11] X. Li, Y. Shi, and X. Shan, *Phys. Rev. E* **100**, 013301 (2019).
 - [12] X. Shan, *Phys. Rev. E* **100**, 043308 (2019).
 - [13] A. Zee, *Group Theory in a Nutshell for Physicists* (Princeton University Press, 2016).
 - [14] L. D. Landau and E. M. Lifshitz, *Fluid Mechanics*, 2nd ed., Course of Theoretical Physics, Vol. 6 (Butterworth-Heinemann, Oxford, 1987).
 - [15] G. Emanuel, *Phys. Fluids A Fluid Dyn.* **2**, 2252 (1990).
 - [16] A. Chikitkin, B. Rogov, G. Tirskey, and S. Utyuzhnikov, *Appl. Numer. Math.* **93**, 47 (2015).
 - [17] P. J. Dellar, *Phys. Rev. E* **64**, 031203 (2001).
 - [18] X. Shan, *Phys. Rev. E* **81**, 036702 (2010).
 - [19] X. Shan, *J. Comput. Sci.* **17**, 475 (2016).
 - [20] X. Nie, X. Shan, and H. Chen, *Phys. Rev. E* **77**, 035701 (2008).
 - [21] C. K. Chu, *Phys. Fluids* **8**, 1450 (1965).
 - [22] X. Shan, X.-F. Yuan, and H. Chen, *J. Fluid Mech.* **550**, 413 (2006).
 - [23] K. Huang, *Statistical Mechanics*, 2nd ed. (John Wiley & Sons, New York, 1987).
 - [24] Y. Li and X. Shan, *Philos. Trans. R. Soc. A Math. Phys. Eng. Sci.* **369**, 2371 (2019).