

Temporal logic of Minkowski spacetime

Robin Hirsch and Brett McLean

Abstract

We present the proof that the temporal logic of two-dimensional Minkowski spacetime is decidable, PSPACE-complete. The proof is based on a type of two-dimensional *mosaic*. Then we present the modification of the proof so as to work for slower-than-light signals. Finally, a subframe of the slower-than-light Minkowski frame is used to prove the new result that the temporal logic of real intervals with *during* as the accessibility relation is also PSPACE-complete.

Introduction

The theory of relativity raises several interesting issues for temporal reasoning. To mention a few: in special relativity there can be no notion of absolute simultaneity and the separation of time from space adopted by conventional knowledge representation systems has to be rejected; in general relativity fundamental theorems of computation become false, for example the halting problem may be solvable when observers cross the event horizon of a black hole [MH94].

Logical, axiomatic treatments of relativity have been developed, in the main part based on first-order, or in some cases second-order, logic; see [AMN07] for references. However, a fundamental aspect of relativity theory is the abandonment of an absolute spacetime frame, and the requirement that all measurements and observations should be taken relative to a localised viewpoint or frame of reference. A modal treatment of relativity would therefore be more natural (in this respect) than a first-order one. A second connection between relativity theory and modal logic is to consider the points of spacetime as the worlds of a Kripke frame with an accessibility defined by the possibility of sending a signal from one spacetime point to another. This latter connection is the topic of this chapter.

According to relativity theory, it is impossible to send signals faster than the speed of light. However, the notion of a signal travelling at the speed of light is invariant under changes of reference frame. In contrast, travelling at ‘half the speed of light’, say, is not invariant—the most precise frame-invariant statement is that such a signal is travelling slower than lightspeed. So we may consider the points of spacetime as worlds in a Kripke frame where a spacetime point x is accessible from a spacetime point y if it is possible to send a signal from y to x , equivalently, if x lies in the future light cone of y .

The normal Minkowski spacetime considered in special relativity has three spatial dimensions and one time dimension, and if we use light-seconds for units of distance, a point (x, y, z, t) is accessible from (x', y', z', t') if $t \leq t'$ and $(x' - x)^2 + (y' - y)^2 + (z' - z)^2 \leq (t' - t)^2$. Goldblatt showed [Gol80] that the *modal* validities over this frame are axiomatised by **S4.2**—reflexivity $\Box p \rightarrow p$, transitivity $\Box p \rightarrow \Box \Box p$, and confluence $\Diamond \Box p \rightarrow \Box \Diamond p$, along with instances of propositional tautologies, using modus ponens and generalisation as inference rules. The modal logic does not change if we vary the number of spatial dimensions, nor does it change if we require that signals are restricted to travel at strictly less than the speed of light, indeed the class of arbitrary reflexive, transitive, confluent frames has the same modal logic. The irreflexive version of the Minkowski spacetime frame has also been axiomatised; the modal logic is **OI.2** [SS02]. The *exactly lightspeed* accessibility relation, however, yields an undecidable logic [Sha10].

The topic of this chapter is the *temporal* logic of Minkowski spacetime: similar to the unimodal logic, but we use **F** instead of \Diamond for ‘sometime in the future’ and we have a converse modality **P** to access spacetime points in the past. With the extra expressive power of the temporal language, the temporal validities of Minkowski spacetime now depend on the number of spatial dimensions [HR18]. We conjecture that the validities of Minkowski spacetime with at least three dimensions is not decidable, but this conjecture remains open. The main case we consider here is the temporal logic of two-dimensional Minkowski spacetime, with a single space dimension and one time dimension. A complete axiomatisation of the temporal validities of 2D Minkowski spacetime is not known. However, we will see that there is an algorithm to determine whether a given temporal formula is valid over 2D Minkowski spacetime or not.

In two dimensions it simplifies things if we change our coordinate system by rotating the axes anticlockwise by 45° , so the point (r, t) with spatial coordinate r and temporal coordinate t is represented as (x, y) where $x = \frac{1}{\sqrt{2}}(t + r)$, $y = \frac{1}{\sqrt{2}}(t - r)$. In this coordinate system a point (x', y') is accessible from (x, y) if and only if $x \leq x'$ and $y \leq y'$. We write $(x, y) \leq (x', y')$ in this case. We can view this frame as a kind of product frame.

Let $\mathcal{K}_1 = (W_1, R_1)$, $\mathcal{K}_2 = (W_2, R_2)$ be two Kripke frames. Then the *product frame* $(W_1 \times W_2, R_1^*, R_2^*)$ has two accessibility relations, the first for accessing points horizontally: $(x, y)R_1^*(x', y') \iff (y = y' \wedge xR_1y)$, and the second vertically: $(x, y)R_2^*(x', y') \iff (x = x' \wedge yR_2y')$. These products have been studied intensely [Kur07, KWZG03]. The logic of the product frame $(\mathbb{R}, \leq) \times (\mathbb{R}, \leq)$ is undecidable [RZ01]. But in 2D Minkowski spacetime, observers cannot tell whether a light signal arrives from the left or the right, since the map $(x, y) \mapsto (y, x)$ is an automorphism of \mathbb{R}^2 equipped with the up-to-speed-of-light accessibility relation. So here we consider a product frame $\mathcal{K}_1 \otimes \mathcal{K}_2$ with worlds $W_1 \times W_2$ and a single accessibility relation R given by $(x, y)R(x', y') \iff (xR_1x' \wedge yR_2y')$ (for reflexive relations, this is the composition of R_1^* and R_2^*). The 2D Minkowski frame we looked at above can be written as $(\mathbb{R}, \leq) \otimes (\mathbb{R}, \leq)$. The product of irreflexive frames $(\mathbb{R}, <) \otimes (\mathbb{R}, <)$ is the frame of two-dimensional

spacetime points under the accessibility ‘can send a signal to a distinct point at strictly less than the speed of light’, which we will investigate later. The restriction of this latter frame to $\{(x, y) : x + y > 0\} \subseteq \mathbb{R}^2$ provides a frame for a temporal logic of the strict ‘during’ relation between intervals with real endpoints [SS02]. This will be the third and final frame we will investigate.

Let $(\mathbb{R}, \leq) \otimes (\mathbb{R}, \leq)$ be the 2D frame of Minkowski spacetime we have described. In fact, we will work primarily with the frame \mathbf{M} derived from $(\mathbb{R}, \leq) \otimes (\mathbb{R}, \leq)$ by making accessibility irreflexive (which is not the same as the frame $(\mathbb{R}, <) \otimes (\mathbb{R}, <)$). An *M-model* consists of the frame \mathbf{M} and a map from propositional letters to subsets of \mathbb{R}^2 . A *line* in \mathbf{M} means a straight line. A line is *light-like* if it has the form $x = c$ or $y = c$ for some constant c . A line is *time-like* if it is linearly ordered by accessibility. A line is *space-like* if it has strictly negative slope, equivalently no pair of distinct points from the line is ordered. For points $x < y \in \mathbf{M}$, we write $[x, y]$ for the closed interval in the poset \mathbf{M} bounded by x and y . Geometrically, then, $[x, y]$ is a rectangle (modulo degenerate cases).

The problem we face, then, is to determine whether a given propositional temporal formula ϕ is valid over \mathbf{M} . Rather than trying to find sound and complete axioms for this logic (which remains an unsolved problem) we construct a decision procedure based on an attempt to construct a certain type of finite description of a model, which we call a boundary map. The bulk of this work is based on [HR18, HM18]. These boundary maps can be thought of as a continuation of the research in *mosaics* pioneered by Némethi and his group [Nem95, § 4], and extended to the temporal logic of the reals with ‘until’ and ‘since’ in [Rey11].

The idea is to start from basic building blocks and to synthesise our models by combining them together in various ways. The building blocks of Némethi’s mosaics are typically one-dimensional, whereas the ones we use here look like two-dimensional rectangles. We will use these rectangular blocks to produce an algorithm to determine validity of temporal formulas over \mathbf{M} . From this, an algorithm for the reflexive frame $(\mathbb{R}, \leq) \otimes (\mathbb{R}, \leq)$ follows immediately, via the reduction given by applying $\mathbf{P}\psi \mapsto \psi \vee \mathbf{P}\psi$ and $\mathbf{F}\psi \mapsto \psi \vee \mathbf{F}\psi$ recursively to subformulas. Then, we will modify the algorithm to work for the frame $(\mathbb{R}, <) \otimes (\mathbb{R}, <)$. A new extension presented here is to modify the procedure used for slower-than-light accessibility to work for the temporal logic of real intervals, where the accessibility relation is ‘during’. In each case we can prove the decidability of the validity problem, and indeed these decision problems are all PSPACE-complete.

Temporal filtration

A propositional temporal formula is either a propositional letter p, q, r, \dots or is built from smaller formulas using either propositional connectives \neg, \vee or unary temporal operators \mathbf{F}, \mathbf{P} . We use standard propositional abbreviations \wedge, \rightarrow and temporal abbreviations $\mathbf{G}\phi = \neg\mathbf{F}\neg\phi$, $\mathbf{H}\phi = \neg\mathbf{P}\neg\phi$ (‘always in the future’/‘always in the past’).

Given a temporal formula ϕ , its closure set $\text{Cl}(\phi)$ is the set of all subformulas and negated subformulas of ϕ . The cardinality of $\text{Cl}(\phi)$ is linear in $|\phi|$.

Fixing a ϕ whose validity we want to decide, a *consistent set* is a subset of $\text{Cl}(\phi)$ whose formulas can be (simultaneously) satisfied at some point in some (arbitrary) temporal frame. A *maximal consistent set* (abbreviated MCS) is a consistent set that is maximal with respect to set inclusion, i.e. for some point in a temporal frame it is *all* the formulas of $\text{Cl}(\phi)$ holding there. (So, in particular, an MCS includes one but not both of a subformula and its negation, for each subformula of ϕ .) We denote the set of all such MCSs by MCS .

It is well known that satisfiability in a temporal frame is PSPACE-complete [Spa93]. Hence it can be checked in polynomial space whether any given subset of $\text{Cl}(\phi)$ is an MCS. Such a subset can be stored in a number of bits linear in $|\phi|$, by recording its indicator function.

For $m, n \in \text{MCS}$ we let

$$m \lesssim n \iff \begin{aligned} & \forall \mathbf{F}\psi \in \text{Cl}(\phi) ((\psi \in n \rightarrow \mathbf{F}\psi \in m) \wedge (\mathbf{F}\psi \in n \rightarrow \mathbf{F}\psi \in m)) \\ & \wedge \forall \mathbf{P}\psi \in \text{Cl}(\phi) ((\psi \in m \rightarrow \mathbf{P}\psi \in n) \wedge (\mathbf{P}\psi \in m \rightarrow \mathbf{P}\psi \in n)). \end{aligned}$$

The Kripke frame (MCS, \lesssim) will be finite and transitive. The set of MCSs on which \lesssim is reflexive is partitioned into *clusters*—maximal sets of MCSs in which every pair of MCSs is in \lesssim . We extend the notation \lesssim to clusters, thus we may write $m \lesssim c$ for an MCS m and a cluster c if $m \lesssim n$ for some (equivalently all) $n \in c$. For $\psi \in \text{Cl}(\phi)$ we may say that ψ belongs to a cluster c if $\psi \in m$ for some $m \in c$. Observe that it is possible for both p and $\neg p$ to belong to a cluster, though a cluster cannot have both a temporal formula (e.g. $\mathbf{F}\psi$) and its negation.

A *defect* of an MCS m is simply a formula $\mathbf{F}\psi \in m$ (a future defect) or a formula $\mathbf{P}\psi \in m$ (a past defect). A formula $\mathbf{F}\psi$ is a defect of a cluster c if it belongs to c but ψ does not belong to c (with a similar definition for past defects). If $m \lesssim n$, the formula $\mathbf{F}\psi$ is a defect of m , and either $\psi \in n$ or $\mathbf{F}\psi \in n$ then we say that the defect $\mathbf{F}\psi$ of m is *passed up* to n (with a similar definition for clusters).

Any M-model defines a function $h : \mathbb{R}^2 \rightarrow \text{MCS}$ recording the formulas in $\text{Cl}(\phi)$ true at each point. Any two distinct vertical lines and two distinct horizontal lines define a closed rectangle in \mathbb{R}^2 , and restricting h to this rectangle we obtain an instance of what we call a *closed rectangle model* (definition imminent). Similarly we may define open (or semi-open) rectangle models by omitting all (or some) of the four boundary lines from the domain of h .

DEFINITION 1 (Rectangle model). *A rectangle model $h : R \rightarrow \text{MCS}$ has a rectangle $R \subseteq \mathbb{R}^2$ (with edges parallel to the coordinate axes) as its domain and satisfies*

coherence $x \leq y \in R \rightarrow h(x) \lesssim h(y)$;

no internal defects *if $\mathbf{F}\psi \in h(x)$ then either there exists $y \in R$ with $y > x$ and $\psi \in h(y)$ (no defect) or*

- R includes the boundary point y due east of x and $\mathbf{F}\psi \in h(y)$ (defect passed east) or
- R includes the boundary point y due north of x and $\mathbf{F}\psi \in h(y)$ (defect passed north).

and (similarly) where all occurrences of \mathbf{P} defects may be passed south or west.

It is straightforward to prove a ‘truth lemma’ stating that *open* rectangle models are equivalent to \mathbf{M} -models on which a $\psi \in \text{Cl}(\phi)$ holds at a point x precisely when $\psi \in h(x)$.

The plan is to provide a finite description of rectangle models by starting from simple rectangle models where a single cluster holds at all points in the interior of the rectangle. Then we show how to combine these simple rectangle models in various ways to obtain more complex rectangle models, but still with finite descriptions. Finally we will obtain a finite description of an open rectangle model. If we manage this, with ϕ mentioned during the construction, then we have a finite description of an \mathbf{M} -model for ϕ .

Before continuing, it is worth noting that temporal formulas can describe quite complicated \mathbf{M} -models. Consider the purely modal formula (not using \mathbf{P}/\mathbf{H})

$$\phi = \mathbf{F}p_0 \wedge \mathbf{F}p_1 \wedge \mathbf{G} \bigwedge_{i \neq j \neq k < 3} (((\mathbf{F}p_i \wedge \mathbf{F}p_j) \rightarrow \mathbf{F}p_k) \wedge (p_i \rightarrow \mathbf{G}\neg p_j)).$$

This formula is satisfiable at $(0, 0)$ in an \mathbf{M} -model with valuation v if $v(p_0)$, $v(p_1)$, $v(p_2)$ are disjoint subsets of the line $x + y = 1$ with a point in $v(p_i)$ between any pair of points in $v(p_j)$ and $v(p_k)$, where (i, j, k) is any permutation of $(0, 1, 2)$. And all \mathbf{M} -models satisfying ϕ look roughly like that, i.e. there is a closed space-like line segment in the future where $v(p_0), v(p_1), v(p_2)$ cover disjoint non-empty subsets of the segment (they may also cover points off the spatial line), with the density property just described. We can even express that $v(p_0), v(p_1), v(p_2)$ covers the closed line segment (with no gaps) by the formula

$$\psi = \phi \wedge \mathbf{G}(\mathbf{F}p \vee \mathbf{P}p \vee p)$$

where p abbreviates $(p_0 \vee p_1 \vee p_2)$, though this property cannot be expressed by a purely modal formula. In an \mathbf{M} -model of ψ there is a segment of a space-like line l partitioned by $v(p_0), v(p_1), v(p_2)$ in which the convex subsets of $v(p_i)$ are closed subsegments of l for $i < 3$ and, by topological properties of \mathbb{R} , uncountably many of these closed segments are singleton sets (single points on the line)—a topological deduction that works in $(\mathbb{R}, \leq) \otimes (\mathbb{R}, \leq)$ but not in $(\mathbb{Q}, \leq) \otimes (\mathbb{Q}, \leq)$. Based on this observation we can define temporal formulas satisfiable in the latter frame but not the former [HR18, Figure 14].

We have seen that the behaviour of the MCSs occurring along a space-like line can be quite unruly, making them hard to describe finitely. Time-like lines

are much easier, since the function h is monotone with respect to \leq , so we may describe the MCSs holding at points along such a line by a *trace*: a \lesssim -ordered finite sequence $(c_0, m_0, c_1, m_1, \dots, m_{k-1}, c_k)$ where the c_i are distinct clusters, and the m_i are MCSs (illustrated in Figure 1). The clusters c_0 and c_k are called the *initial* and *final* cluster of the trace, respectively. If t, t' are traces, $m \in \text{MCS}$, where $t \lesssim m \lesssim t'$ (i.e. each cluster/MCS of t is below m , which is below each cluster/MCS of t') we may join them together to form a single trace $t \oplus m \oplus t'$, by concatenation, with the proviso that if the final cluster of t equals the initial cluster of t' they are identified and m is omitted. A formula $\mathbf{F}\psi$ is a defect of a trace t if either it is a defect of the final cluster of t or it is a defect of some other MCS/cluster of t not passed up to the following cluster/MCS of t .

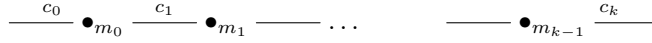


Figure 1: A trace

All pertinent information about a cluster c can be stored in a number of bits linear in $|\phi|$, for we only need record the indicator functions of

- a representative MCS $m \in c$ (for making \lesssim -comparisons),
- $\{\psi \in \text{Cl}(\phi) \mid \exists m' \in c : \psi \in m'\}$ (to know the defects of c).

The maximal length of a chain of distinct clusters or irreflexive members of MCS is also linear in $|\phi|$ (because walking up such a chain, we permanently gain formulas of the form $\neg\mathbf{F}\psi$ or $\mathbf{P}\psi$ at a linear rate). Hence any trace can be stored using a quadratic number of bits, and the number of traces is exponential in $|\phi|$.

As indicated, the rectangles we will use have edges parallel to the coordinate axes, so their edges are segments of light-like lines, hence time-like lines (at least while we consider the case where signals may be sent at the speed of light). Thus, we may describe the MCSs occurring along the perimeter of a rectangle R in \mathbf{M} by four traces corresponding to the four open line segments bounding the rectangle and the four MCSs holding at the corners. The distribution of MCSs in the interior of the rectangle can be complex. However, the only information we need to record is the minimal cluster holding at interior points arbitrarily close to the bottom corner and the maximal cluster holding at points arbitrarily near the top, as illustrated in Figure 2.

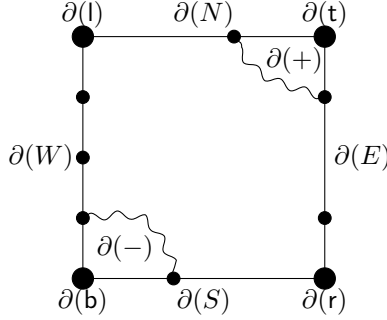


Figure 2: A boundary map

DEFINITION 2 (Closed boundary map). *A closed boundary map ∂ is a map from $\{N, S, E, W\} \cup \{\mathbf{b}, \mathbf{l}, \mathbf{r}, \mathbf{t}\} \cup \{-, +\}$ to traces (for the first four), MCSs (for the next four), and clusters (for the last two), satisfying the following conditions.*

- *Temporal ordering must be respected, i.e. $\partial(\mathbf{b}) \lesssim \partial(W) \lesssim \partial(\mathbf{l}) \lesssim \partial(N) \lesssim \partial(\mathbf{t})$. And (initial cluster of $\partial(W)$) $\lesssim \partial(-) \lesssim \partial(+)$ \lesssim (final cluster of $\partial(N)$).*
- *Future defects of $\partial(+)$ must be passed up to either the final cluster of $\partial(N)$ or the final cluster of $\partial(E)$. All future defects of $\partial(\mathbf{b})$ must be passed up to the initial cluster of $\partial(W)$ or the initial cluster of $\partial(S)$.*
- *Dual conditions obtained from those above by reflecting in either or both diagonals, i.e. by swapping future/past, up/down, \mathbf{t}/\mathbf{b} , \lesssim/\gtrsim , N/W , S/E , or by swapping N/E , S/W , \mathbf{l}/\mathbf{r} , or both, throughout.*

Some data can be omitted if some of the bounding edges and/or corners are not themselves included in the rectangle.

DEFINITION 3 (Rectangular/rounded). *Let $\{-, +\} \subseteq D \subseteq \{-, +, N, S, E, W, \mathbf{b}, \mathbf{l}, \mathbf{r}, \mathbf{t}\}$. If a corner belongs to D if and only if the two adjacent edges are in D (e.g. $\mathbf{b} \in D \iff (S \in D \wedge W \in D)$) then we say that D is rectangular. If we have only a one-way implication (whenever a corner is in D then the two adjacent edges are also in D) we say that D is rounded.*

The rectangular sets correspond to the different types of rectangles possible: open, partly open and closed rectangles, e.g. $\{-, +\}$ corresponds to an open rectangle, and $\{-, +, N, E, \mathbf{t}\}$ corresponds to a rectangle including its northern and eastern boundaries, but open to the south and west. We may define general boundary maps by restricting a closed boundary map to some rounded set D by modifying Definition 2. So, for example, a future defect of $\partial(+)$ must be passed up to either the final cluster of $\partial(N)$ or of $\partial(E)$ (provided N, E are in the set of ∂), but if neither N nor E is in the set then $\partial(+)$ can have no future defects.

Mostly we consider only rectangular sets, but when we eventually discuss interval logic we will need rounded sets including S and W but *not* \mathbf{b} .

As a notational convenience, we also define a *one-point boundary map* to be a constant map $\partial : \{\mathbf{b}, \mathbf{t}\} \rightarrow \text{MCS}$, which may be identified with its image m . Boundary maps that are not one-point boundary maps are said to be *proper*.

In the simplest kind of proper boundary map we have $\partial(-) = \partial(+)$, corresponding to rectangle models where a single cluster holds over the entire interior of the rectangle. More complex boundary maps may be *fabricated* from simpler ones, by joins, limits, and shuffles (see Figure 3).

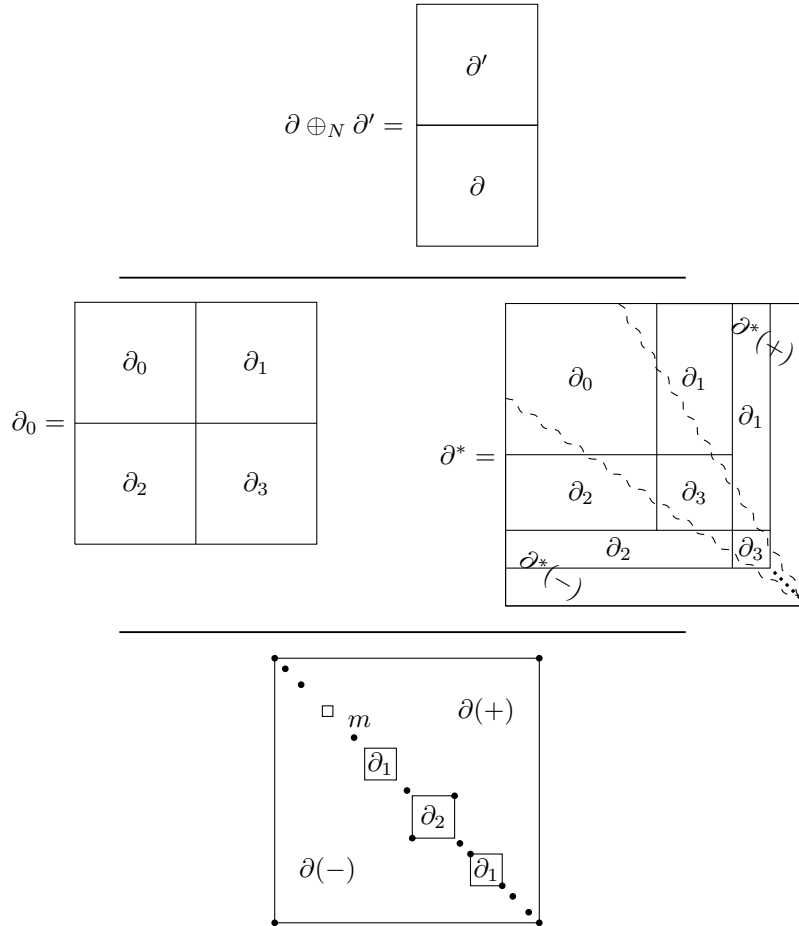


Figure 3: A northern join, a southeastern limit, and a shuffle of $\partial_1, \partial_2, m$

To first help with the intuition, given some propositional valuation, if R is a rectangle in the plane, and if R can be divided into two adjacent rectangles R_1, R_2 sharing a common edge, then the boundary map determined by R will

be the join of the boundary map determined by R_1 and that determined by R_2 (in Figure 3 we show a *northern* join).

If x, y_i are all incomparable ($i < \omega$), if the boundary map ∂_0 determined by the rectangle $[x \wedge y_i, x \vee y_i]$ is constant (as i varies), if the sequence y_i converges in a southeasterly direction to y , and if the maximal cluster of $[x \wedge y, x \vee y]$ extends all the way south to y and the minimal cluster all the way east to y , then the boundary map determined by $[x \wedge y, x \vee y]$ will be a southeastern limit of ∂_0 . Intuitively, the region labelled with neither the maximal nor minimal cluster must be pinched at y , as sketched in the second section of Figure 3.

To picture a boundary map ∂ that is a shuffle of closed boundary maps $\partial_0, \partial_1, \dots$ (including at least one one-point boundary map m), imagine a rectangle in the plane with copies of rectangles for $\partial_0, \partial_1, \dots$ disjointly but densely distributed in the manner of a Cantor set, along the diagonal from l to r , with gaps along this diagonal filled by the one-point boundary map m , with $\partial(-)$ covering the part of the rectangle below the diagonal and the copies of $\partial_0, \partial_1, \dots$, and with $\partial(+)$ covering the area above—see page 12 for a bit more detail of this construction.

Joins If ∂' fits to the north of ∂ (i.e. $\partial(N) = \partial'(S)$ is defined, all or none of $\partial(W), \partial'(W), \partial(l), \partial'(b)$ are defined, and if defined $\partial(l) = \partial'(b)$, and similarly for $\partial(E), \partial'(E), \partial(t), \partial'(r)$), then we may form the join $\partial \oplus_N \partial'$ defined by

$$(\partial \oplus_N \partial')(-) = \partial(-) \qquad (\partial \oplus_N \partial')(+) = \partial'(+)$$

and when the right-hand sides are defined

$$\begin{aligned} (\partial \oplus_N \partial')(N) &= \partial'(N) & (\partial \oplus_N \partial')(S) &= \partial(S) \\ (\partial \oplus_N \partial')(W) &= \partial(W) \oplus \partial'(W) & (\partial \oplus_N \partial')(E) &= \partial(E) \oplus \partial'(E) \\ (\partial \oplus_N \partial')(l) &= \partial'(l) & (\partial \oplus_N \partial')(t) &= \partial'(t) \\ (\partial \oplus_N \partial')(b) &= \partial(b) & (\partial \oplus_N \partial')(r) &= \partial(r) \end{aligned}$$

(see the first part of Figure 3). The join operator \oplus_E is defined similarly.

Limits If

- $\partial_0 = (\partial_2 \oplus_E \partial_3) \oplus_N (\partial_0 \oplus_E \partial_1)$,
- ∂^* agrees with ∂_0 on $\{-, +, l, W, N\}$ (if defined),
- $\partial_1(E)$ is the trace consisting of the single cluster $\partial^*(+)$, and $\partial_2(S)$ is the trace consisting of the single cluster $\partial^*(-)$,
- $\partial^*(-) = \partial_0(-)$ (necessarily equal to $\partial_2(-)$), and $\partial^*(+) = \partial_0(+)$ (necessarily equal to $\partial_2(+)$),
- if $\partial^*(S)$ is defined, every future defect is passed up to $\partial^*(-)$ or $\partial^*(r)$, and if $\partial^*(E)$ is defined, every past defect is passed down to $\partial^*(+)$ or $\partial^*(r)$,

then ∂^* is a *southeastern limit* of ∂_0 using $\partial_1, \partial_2, \partial_3$. (See the second part of Figure 3, where the wavy lines indicate the implied boundaries of the regions labelled with $\partial^*(-)$ and $\partial^*(+)$.) Northeastern limits are defined similarly.

Shuffles If $\partial_1, \partial_2, \dots, \partial_k$ are closed boundary maps including at least one one-point boundary map, every future defect of $\partial(-)$ is passed up to $\partial_i(\mathbf{b})$ for some $i \leq k$, every past defect of $\partial(+)$ is passed down to $\partial_i(\mathbf{t})$ (some $i \leq k$), every past defect of each $\partial_i(\mathbf{b})$ is passed down to $\partial(-)$, and every future defect of each $\partial_i(\mathbf{t})$ is passed up to $\partial(+)$ (all i), then ∂ is a shuffle of $\partial_1, \dots, \partial_k$ (see the last part of Figure 3).

DEFINITION 4 (Fabricated). *A boundary map ∂ is fabricated if it occurs in a sequence of distinct boundary maps each of which is either simple ($\partial(-) = \partial(+)$) or obtainable as the join, limit, or shuffle of earlier boundary maps in the sequence.*

The length of such a sequence is bounded by the number of distinct boundary maps, an exponential function of $|\phi|$. And verifying whether the defining conditions of simple boundary maps, joins, limits, and shuffles hold is straightforward. Hence the set of fabricated boundary maps is decidable. We say that ϕ *occurs* in a fabricated boundary map ∂ if ϕ belongs to an MCS or cluster in one of the ∂ -labels, or inductively ϕ occurs in one of the previous boundary maps in the sequence for ϕ used to fabricate ∂ .

PROPOSITION 5. *Let ϕ be a temporal formula. The following are equivalent.*

1. ϕ occurs in an open, fabricated boundary map ∂ .
2. ϕ is satisfiable in some \mathbf{M} -model.

An open boundary map is one summarising an open rectangle (of which \mathbb{R}^2 is a generic example), that is, a boundary map with domain $\{+, -\}$. Note that an open boundary map necessarily has no defects.

Once we establish the proposition, it follows that the validity of temporal formulas over \mathbf{M} is decidable. In fact, (1) can be decided nondeterministically with polynomial space, by searching recursively for a decomposition of ∂ as a join, limit, or shuffle of fabricated boundary maps, using tail recursion where possible [HR18, Lemma 5.1]. The procedure to do this is shown in Algorithm 1.

Algorithm 1 Nondeterministic procedure to decide whether ∂ is fabricated

```

procedure FABRICATED( $\partial$ ) choose either
  option 0
    check  $\partial$  is simple
  option 1
    choose  $\partial_1, \partial_2$ ; check they are boundaries
    check their join (choose some direction) is  $\partial$ ; release  $\partial$ 
    check FABRICATED( $\partial_1$ ); tail-call FABRICATED( $\partial_2$ )
  option 2
    choose  $\partial_1, \partial_2, \partial_3, \partial_4$ ; check they are boundaries
    check  $\partial$  is the limit (choose direction) of  $\partial_1$  using  $\partial_2, \partial_3, \partial_4$ ; release  $\partial$ 
    check FABRICATED( $\partial_2$ ), FABRICATED( $\partial_3$ ); release  $\partial_2, \partial_3$ 
    check FABRICATED( $\partial_4$ ); tail-call FABRICATED( $\partial_1$ )
  option 3
    choose  $k \in \{1, \dots, |\phi|\}, \partial_1, \dots, \partial_k$ 
    check they are boundaries including at least one one-point boundary
    check  $\partial$  is the shuffle of  $\partial_1, \dots, \partial_k$ ; release  $\partial$ 
    for  $i = 1, \dots, k$  do
      check FABRICATED( $\partial_i$ )
    end for
end procedure

```

Hence (1) is in NPSpace, which by Savitch's theorem [Sav70] is equal to PSPACE. Thus validity of temporal formulas over \mathbf{M} is in PSPACE. As noted already, the analogous result for $(\mathbb{R}, \leq) \otimes (\mathbb{R}, \leq)$ follows immediately, via the reduction given by applying $\mathbf{P}\psi \mapsto \psi \vee \mathbf{P}\psi$ and $\mathbf{F}\psi \mapsto \psi \vee \mathbf{F}\psi$ recursively to subformulas, and this validity problem is PSPACE-hard. Hence we obtain the following theorem.

THEOREM 6 ([HR18, Theorem 5.2]). *The temporal logic of the frame $(\mathbb{R}, \leq) \otimes (\mathbb{R}, \leq)$ is PSPACE-complete.*

To prove Proposition 5, we prove the more general equivalence between (1') ∂ being a fabricated boundary map and (2') existence of a rectangle model h whose finite description is ∂ .

The proof of (1') \Rightarrow (2') is straightforward. We use dense valuations to construct rectangle models for simple boundary maps, and Figure 3 shows how to synthesise rectangle models for joins, limits, and shuffles of more primitive boundary maps. To be a bit more specific, a rectangle model for a simple boundary map may be constructed by using a dense valuation of clusters, that is, if a region (either the interior, or a segment of the boundary) is to be labelled by a cluster c and $m \in c$, then at any point in the region there must be points in the region above and below labelled by m . Joins and limits are straightforward (given that models may be variably dilated—in other words, reparameterised—horizontally/vertically, ensuring edges match up exactly). Given rectangle models h_1, \dots, h_{k-1} for closed boundary maps $\partial_1, \dots, \partial_{k-1}$ and a one-point

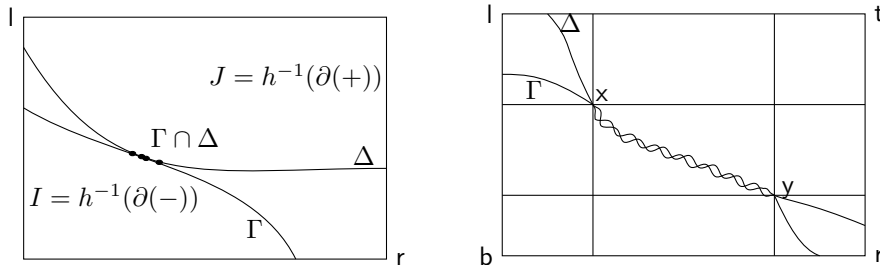


Figure 4: Maximal and minimal clusters with boundaries Δ, Γ

boundary map m , an open rectangle model for a shuffle ∂ of the ∂_i and m may be constructed over the base $R = (0, 1) \times (0, 1)$ in steps. Initially there is a single open ‘gap’ $((0, 1), (1, 0))$ in the line $x + y = 1$, and no points are labelled. At each stage, using a fair schedule, a gap is chosen and an $i \leq k$. A copy of h_i is used to label the rectangle whose diagonal is the closed, central third of the gap. (If ∂_i is a one-point boundary map, then only the single point on the diagonal in the exact centre of the gap is labelled.) The first and last third become new open gaps. This is repeated ω times. Finally, the Cantor set of unlabelled points on the line $x + y = 1$ are all labelled m , all remaining unlabelled points where $x + y < 1$ are given a label from $\partial(-)$ densely, and unlabelled points where $x + y > 1$ are given labels from $\partial(+)$ densely, completing the definition of the required rectangle model.

The converse implication is more intricate and only briefly outlined here (see [HR18, Lemma 4.1] for more details). Let h be a rectangle model. By reparameterising the coordinate axes, we may assume the rectangular domain of h is bounded. The proof that the rounded boundary map ∂_h defined by h is fabricated is by induction over the *height* of the rectangle—the maximum length of an ordered chain of distinct clusters from $\partial_h(-)$ to $\partial_h(+)$.¹ When the height is zero, $\partial_h(-) = \partial_h(+)$, so ∂_h is simple, hence fabricated. When the height is positive, we consider $I = h^{-1}(\partial_h(-))$, the set of points in the rectangle whose truth set belongs to $\partial_h(-)$ —see the first diagram in Figure 4.

Modulo points on the rectangle edges, I is a downward-closed set. The ‘upper boundary’, Γ , of I , is topologically equivalent (in the usual, open-ball topology on \mathbb{R}^2) to a closed line segment through the rectangle [HR18, Lemma 2.11]. Similarly, let Δ be the ‘lower boundary’ of $J = h^{-1}(\partial_h(+))$. If Γ and Δ are disjoint then, as they are closed, there is $\epsilon > 0$ such that each point in Γ is at least ϵ from each point of Δ . So ∂_h is a join of the boundary maps of finitely many rectangle models of side at most $\frac{\epsilon}{\sqrt{2}}$, of strictly smaller height, inductively fabricated; hence ∂_h is fabricated. Now suppose $\Gamma \cap \Delta$ is non-empty. The set $\Gamma \cap \Delta$ is closed, so consider the points x, y , where x is the nearest point in $\Gamma \cap \Delta$

¹The proofs appearing in [HR18] and [HM18] address only rectangular boundary maps, but the extension to rounded boundary maps is trivial.

to l , and y is the nearest point in $\Gamma \cap \Delta$ to r —see the second diagram in Figure 4.

The rectangles $[b, x]$, $[x, t]$, $[b, y]$, $[y, t]$ determine boundary maps of strictly smaller height, so they are fabricated. Consider the rectangle $[l \wedge x, l \vee x]$ with opposite corners l and x . There are only finitely many boundary maps, so let x_i be a sequence of points in this rectangle, strictly between Γ and Δ , converging to x such that the boundary map of the rectangle $[l \wedge x_i, l \vee x_i]$ is constant—call this boundary map ∂_0 . By the previous case (where Γ does not meet Δ) the map ∂_0 is fabricated. The boundary map of $[l \wedge x, l \vee x]$ is a southeastern limit of ∂_0 , hence it is fabricated. Similarly, the boundary map of $[y \wedge r, y \vee r]$ is fabricated.

It remains to check that the boundary map of the rectangle $[x \wedge y, x \vee y]$ is fabricated. If $x = y$ this is trivial, so assume not. Let \approx be the smallest equivalence relation over $\Gamma \cap \Delta$ including the successor relation (i.e. if $u, v \in \Gamma \cap \Delta$ and there is no $z \in \Gamma \cap \Delta$ strictly between u and v then $u \approx v$), including all pairs of points that differ in only one coordinate, and whose equivalence classes form closed sets (so if $x_i \approx y$ (all i) and x_i converges to x then $x \approx y$). The closed and bounded set $\Gamma \cap \Delta$ is partitioned by these equivalence classes, so by topological properties, either there is only one equivalence class, or uncountably many equivalence classes are singletons. Each \approx -equivalence class e also has a first and a last point $f(e)$ and $l(e)$, respectively. The rectangle $[f(e) \wedge l(e), f(e) \vee l(e)]$ defines a boundary map ∂_e (and in some cases this must be a one-point boundary map) that can be shown to be fabricated by considering joins and limits of boundary maps that, by previous cases, are fabricated. Hence each ∂_e is also fabricated. (The argument here deviates from the proof of [HR18, Lemma 4.1], and is more similar to the proof of [HM18, Lemma 5.3].) If there is only one \approx -equivalence class, we are done. Otherwise, the proof of Proposition 5 is completed by showing that the boundary map of $[x \wedge y, x \vee y]$ is a shuffle of the boundary maps ∂_e .

Slower-than-light signals

Now we consider the temporal logic of the frame $(\mathbb{R}, <) \otimes (\mathbb{R}, <)$, where the irreflexive accessibility relation is ‘can send a signal at strictly less than the speed of light’. We can no longer give a direct description of the MCSs holding along the four light-lines bounding a rectangle, since distinct points on a light-line are now unordered. What we can do, nevertheless, is record, at each point on the light-line, the cluster of MCSs that hold arbitrarily soon in the future (the *upper cluster* of a point) and the cluster of MCSs that hold arbitrarily recently in the past (the *lower cluster* of a point). The function from points to upper cluster (or to lower cluster) is monotone with respect to the parametric ordering of the light-line.

DEFINITION 7 (Bi-trace). *A bi-trace consists of two sequences of clusters $c_0^+ \lesssim \dots \lesssim c_n^+$ and $c_0^- \lesssim \dots \lesssim c_n^-$, and one sequence of MCSs b_1, \dots, b_n (for some n) such that for all i :*

$$(i) \ c_i^- \lesssim c_i^+ \text{ and } (c_i^-, c_i^+) \neq (c_{i+1}^-, c_{i+1}^+),$$

- (ii) $c_i^- \lesssim b_{i+1} \leq c_{i+1}^+$,
- (iii) there exists $m_i \in \text{MCS}$ such that: $c_i^- \lesssim m_i \lesssim c_i^+$, all future defects of m_i are passed up to c_i^+ , and all past defects passed down to c_i^- (such an m_i is an interpolant of c_i^- and c_i^+),
- (iv) all future defects of b_{i+1} are passed up to c_{i+1}^+ and all past defects of b_{i+1} are passed down to c_i^- .

See Figure 5.




Figure 5: A bi-trace

Intuitively, an interpolant of c_i^- and c_i^+ is an MCS that can appear on the light-line described by the bi-trace, on the segment between c_i^- and c_i^+ .

A *bi-boundary* is like a boundary map, but uses bi-traces instead of traces.

DEFINITION 8 (Bi-boundary). *A bi-boundary ∂ is a map from a rounded subset of $\{-, +, N, S, E, W, \mathbf{b}, \mathbf{l}, \mathbf{r}, \mathbf{t}\}$ to clusters (for $-, +$), bi-traces (for N, S, E, W), and MCSs (for $\mathbf{b}, \mathbf{l}, \mathbf{r}, \mathbf{t}$) such that*

- *temporal ordering is respected, i.e. $\partial(+)$, the final lower cluster of $\partial(N)$, and the final lower cluster of $\partial(E)$ are all equal (when defined), and $\partial(+)$ \lesssim $\partial(\mathbf{t})$ (when $\partial(\mathbf{t})$ is defined), plus a dual property for $\partial(-)$,*
- *future defects of $\partial(+)$ are passed up to either an interpolant of the final lower and upper clusters of $\partial(N)$ (provided $\partial(N)$ is defined), an interpolant of the final lower and upper clusters of $\partial(E)$ (if defined) or to \mathbf{t} (if defined), plus a dual condition for past defects of $\partial(-)$.*

The definitions of joins, limits, shuffles, fabricated etc. above may be altered for bi-boundaries with no significant changes, hence the following theorem.

THEOREM 9 ([HM18, Theorem 6.1]). *The temporal logic of the frame $(\mathbb{R}, <) \otimes (\mathbb{R}, <)$ is PSPACE-complete.*

Real intervals

There is a strong connection between these two-dimensional frames and interval logic, noted in [SS02]. Interval logics are based on frames consisting of strictly ordered pairs from a linear order. The full interval logic has modalities for all thirteen of Allen's interval relations (after, meets, overlaps, ends, during, starts, and their converses, and equals), the full logic is undecidable and remains

undecidable if we consider the logic of intervals (x, y) with *real* endpoints $x < y$ [HS86]. A large body of research has investigated the decidability and complexity of the interval logic where the set of modalities is restricted [BMM⁺19], and over various linear orders. For example the modal interval logic with the two modalities ‘contained in’ (i.e. during, starts, ends, or equals) and its converse, over real intervals, is known to be PSPACE-complete [MPS10]. A problem that appears to remain open is the decidability and complexity of the logic of intervals with real endpoints with the two modalities, strict during and its converse (see the open problem 3 of [HS86]). For comparison, the logic of intervals over *discrete* time with strict during and its converse, is undecidable. With some modification, we will use the argument above to prove decidability of the interval logic with strict during and its converse as modalities, over the reals. With further analysis the logic can be shown to be PSPACE-complete.

If we restrict the frame $(\mathbb{R}, <) \otimes (\mathbb{R}, <)$ to $\{(x, y) : x < y \in \mathbb{R}\}$ and treat its points as intervals, the accessibility relation is ‘each endpoint is strictly earlier’, equivalently, overlaps, meets, or before. Instead, we restrict $(\mathbb{R}, <) \otimes (\mathbb{R}, <)$ to $\{(x, y) : x + y > 0\}$ to obtain the open, upper triangular frame \mathcal{T} . A point (x, y) in this subframe represents the interval $(-x, y)$, more precisely, the map $(x, y) \mapsto (-x, y)$ is a frame isomorphism from \mathcal{T} to the frame of intervals (x, y) with real endpoints $x < y$ under the during relation, i.e. $(x, y) \text{ dur } (x', y') \iff x' < x < y < y'$. The temporal logic of this frame differs from the temporal logic of $(\mathbb{R}, <) \otimes (\mathbb{R}, <)$. In particular the past confluence axiom **PH** $p \rightarrow \mathbf{HP}p$ is valid over $(\mathbb{R}, <) \otimes (\mathbb{R}, <)$ but not valid in \mathcal{T} .

Let $x + y > 0$. The *upper-closed triangle frame* $T[x, y]$ has worlds

$$\{(x', y') : x' + y' > 0, x' \leq x, y' \leq y\}$$

and accessibility inherited from \mathcal{T} ; see the first diagram in Figure 6. An *open* (or *semi-open*) triangle frame is obtained by requiring both (either) constraints $x' \leq x, y' \leq y$ to be strict. Note that points on the line $x' + y' = 0$ are excluded from the domain of triangle frames. If h is a propositional valuation over $T[x, y]$ and $x' < x, y' < y$ then h induces not only a valuation over $T[x', y']$ but also determines the upper cluster holding above but arbitrarily close to points along the northern and eastern perimeter of $T[x', y']$.

DEFINITION 10 (Closed triangle bi-boundary). *A closed triangle bi-boundary τ is a map from $\{+, N, E, \mathbf{t}\}$ to a cluster (for $+$), bi-traces (for N, E), and an MCS (for \mathbf{t}) satisfying the following consistency constraints. (See the second diagram in Figure 6.)*

1. *The cluster $\tau(+)$ equals the final lower cluster of $\tau(N)$ and of $\tau(E)$, which is below $\tau(\mathbf{t})$.*
2. *Future defects of $\tau(+)$ are passed up either to $\tau(\mathbf{t})$, or to an interpolant of $\tau(+)$ and the final upper cluster of $\tau(N)$, or to an interpolant of $\tau(+)$ and the final upper cluster of $\tau(E)$.*
3. *Past defects of $\tau(\mathbf{t})$ are passed down to $\tau(+)$.*

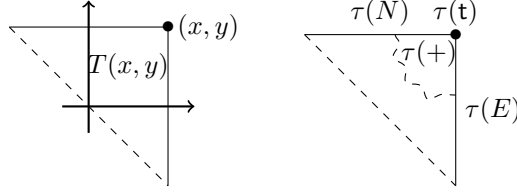


Figure 6: The closed triangle frame $T[x, y]$ and a closed triangle bi-boundary

Open and semi-open triangle bi-boundaries are similar. When τ is open, observe that none of the alternatives in (2) are possible, so $\tau(+)$ has no future defects. If h is a propositional valuation over a triangle frame and (x, y) is in the interior of the frame, we write $\tau_h[x, y]$ for the closed triangle bi-boundary induced by the triangle $T[x, y]$. The semi-open and open versions are denoted $\tau_h[x, y]$, $\tau_h(x, y)$, and $\tau_h(x, y)$.

A *simple* triangle bi-boundary is one where $\tau(+)$ has no past defects, and if the bi-traces $\tau(N)$ and/or $\tau(E)$ are defined then their lower clusters all equal $\tau(+)$.

Given two closed triangle bi-boundaries τ_0, τ_1 , and a bi-boundary ∂ with domain $\{-, +, N, S, E, W, l, r, t\}$, if $\tau_0(E) = \partial(W)$, $\tau_0(t) = \partial(l)$, $\partial(S) = \tau_1(N)$, $\partial(r) = \tau_1(t)$, then we may form the closed triangle *join* $\tau_0 \oplus \partial \oplus \tau_1$ as illustrated in the first diagram of Figure 7. Observe that the domain of ∂ omits b , so it is not rectangular, but it *is* rounded. Triangle joins that are open or semi open (at the north and/or east) are defined similarly.

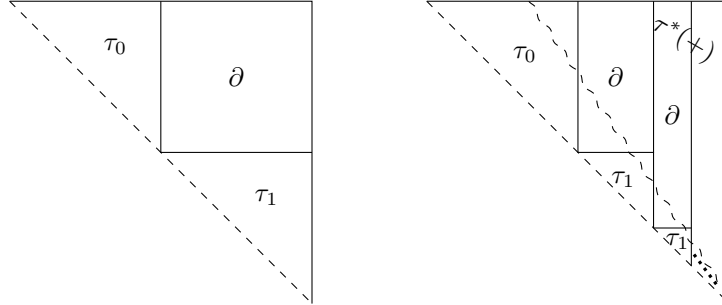


Figure 7: The join $\tau_0 \oplus \partial \oplus \tau_1$ and a southeastern limit τ^* of τ_0

The triangle bi-boundary τ^* is a *southeastern limit* of τ_0 if

- $\tau_0 = \tau_0 \oplus \partial \oplus \tau_1$ for some ∂, τ_1 ,
- the lower cluster of the bi-trace $\partial(E)$ constantly $\tau^*(+)$,
- τ_0 agrees with τ^* over $\{+, N\}$ (allowing both to be undefined on N),

- $\tau^*(E)$, if defined, is a bi-trace where every lower cluster equals $\tau_0(+)$ (hence $\tau^*(+) = \tau_0(+)$).

See the second diagram in Figure 7, where the wavy line indicates the implied boundary of the region labelled with $\tau^*(+)$. *Northwestern* limits are similar.

If τ_1, \dots, τ_k are closed triangle bi-boundaries then τ is a *shuffle* of them if every past defect of $\tau(+)$ is passed down to $\tau_i(t)$ (some $i \leq k$) and every future defect of $\tau_i(t)$ is passed up to $\tau(+)$ (all $i \leq k$). Observe that a one-point triangle bi-boundary is not required for a shuffle since the diagonal boundary edge is excluded from the domain of the triangle, in contrast to the situation for shuffles of rounded bi-boundaries.

The set of *fabricated* triangle bi-boundaries is the closure of the set of simple triangle bi-boundaries under joins (using fabricated rounded bi-boundaries), limits, and shuffles.

PROPOSITION 11. *Let τ be a closed (respectively open, semi-open north, semi-open east) triangle bi-boundary map. The following are equivalent.*

1. τ is fabricated.
2. There is a valuation h over a triangle frame T with $(1, 1)$ in the interior of T such that $\tau = \tau_h[1, 1]$ (respectively, $\tau = \tau_h(1, 1), \tau_h(1, 1), \tau_h(1, 1)$).

As with rectangle models and boundary maps, it is simple to check that any fabricated triangle bi-boundary may be obtained as $\tau_h[x, y], \tau_h(x, y)$, or $\tau_h(x, y)$, for some valuation h . (To be completely accurate, for any fabricated triangle bi-boundary τ there is an h such that the induced τ_h agrees with τ everywhere *except possibly* the upper clusters of $\tau(N)/\tau(E)$. Importantly, this technicality disappears in the case of open triangles—those corresponding to \mathcal{T} .)

Conversely, for any valuation h over some triangle frame T where $(1, 1)$ is in the interior, we must show that $\tau_h[1, 1], \tau_h(1, 1), \tau_h(1, 1)$, and $\tau_h(1, 1)$ are fabricated. We focus on $\tau_h[1, 1]$ below; the other cases are similar. The proof is by induction over the *size* of the triangle model—the number of distinct clusters witnessed in the open triangle $T(1, 1)$. Let λ be the line $\{(x, y) : x + y = 0\}$. For $(x, -x) \in \lambda$ and $x < y, -x < z$ we write $*[(x, -x), (y, z)]$ for the ‘rounded rectangle’ $[(x, -x), (y, z)] \setminus \{(x, -x)\}$. By the bi-boundary equivalent of Proposition 5, the bi-boundary $\partial_h(*[(x, -x), (y, z)])$ is fabricated.

For the base case, the single cluster $\tau_h(+)$ covers the entirety of $T(1, 1)$. The cluster $\tau_h(+)$ must have no past defects, and $\tau_h(N)$ and $\tau_h(E)$, if defined, must have all lower clusters equal to $\tau_h(+)$. Future defects of $\tau_h(+)$ must be passed up. Hence τ_h is simple, so fabricated.

Now suppose that more than one cluster is witnessed in the interior, so $J = h^{-1}(\tau_h(+)) \cap T(1, 1)$ is a proper, upward-closed subset of the interior of the triangle. Let Δ be the ‘lower boundary’ of J . Formally, Δ is given by first taking the boundary of J viewed as a subspace of $T(1, 1)$, then taking the closure of that within \mathbb{R}^2 . For topological reasons, Δ is topologically equivalent to a line segment, closed by definition.

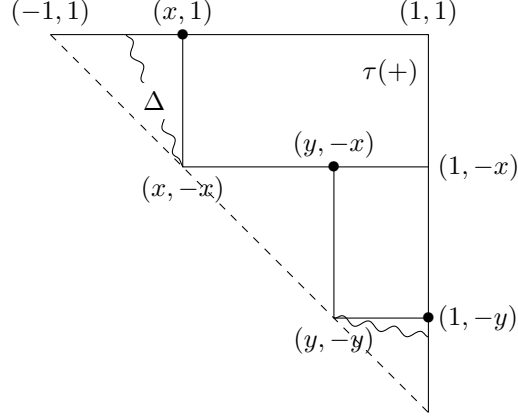


Figure 8: A decomposition of $\tau = \tau[1, 1]$ as $\tau_h[x, 1] \otimes \partial_h(*[(x, -x), (1, 1)]) \otimes (\tau_h[y, -x] \otimes \partial_h(*[(y, -y), (1, -x)]) \otimes \tau_h[1, -y])$. The wavy line indicates part of the lower boundary Δ of $\tau(+)$.

If Δ does not meet λ then since the sets are closed, and Δ is bounded, there is $\epsilon > 0$ such that all points in Δ are at least ϵ from any point in λ . The triangle $T[1, 1]$ (whose orthogonal sides are of length 2) may be divided into at most $t = \lceil \frac{2\sqrt{2}}{\epsilon} \rceil$ triangles $T(x, y)$, with (x, y) below Δ , of side at most $\frac{\epsilon}{\sqrt{2}}$ and at most $t - 1$ rectangles. Then since each triangle has strictly smaller size, by induction and by the result for bi-boundaries of rectangles, τ_h is fabricated.

So assume $\Delta \cap \lambda$ is non-empty. Let $x \leq y$ be the infimum and supremum respectively of $\{z : (z, -z) \in \Delta\}$ —see Figure 8. Since $\Delta \cap \lambda$ is closed, we know $(x, -x), (y, -y) \in \Delta \cap \lambda$. Suppose $x \neq -1$. Then first we wish to fabricate $\tau_h[x, 1]$. We may assume there are no points of Δ directly north of $(x, -x)$ (otherwise we could fabricate $\tau_h[x, 1]$ using a triangle join and the $\Delta \cap \lambda = \emptyset$ cases, for triangles and rectangles). By this assumption, and as there are only finitely many triangle bi-boundaries, there is an increasing sequence x_i converging to x such that: the sequences $\tau_h[x_{i+1}, -x_i]$, $\tau_h[x_i, 1]$, and $\partial_*[(x_i, -x_i), (x_{i+1}, 1)]$ are all constant, and the bi-boundary $\partial_*[(x_i, -x_i), (x_{i+1}, 1)](E)$ is the single cluster $\tau_h(+)$. Since Δ is bounded away from λ in $\tau_h[x_i, 1]$, by the $\Delta \cap \lambda = \emptyset$ cases all three of $\tau_h[x_{i+1}, -x_i]$, $\tau_h[x_i, 1]$, and $\partial_*[(x_i, -x_i), (x_{i+1}, 1)]$ are fabricated. Then $\tau_h[x, 1]$ is a southeastern limit of the constant triangle bi-boundary $\tau_h[x_i, 1]$. Hence $\tau_h[x, 1]$ is fabricated.

If $y = x$ then τ is the fabricated join $\tau_h[x, 1] \otimes \partial_h(*[(x, -x), (1, 1)]) \otimes \tau_h[1, -x]$. So assume $x < y$. Then τ is the join $\tau_h[x, 1] \otimes \partial_h(*[(x, -x), (1, 1)]) \otimes (\tau_h[y, -x] \otimes \partial_h(*[(y, -y), (1, -x)]) \otimes \tau_h[1, -y])$, as shown in Figure 8. So it remains to show that $\tau_h[y, -x]$ is fabricated.

Let \triangleleft be the northwest-to-southeast ordering on $\Delta \cap \lambda$. Let \approx be the smallest equivalence relation over $\Delta \cap \lambda$ such that

- (a) \approx includes the successor relation over $(\Delta \cap \lambda, \triangleleft)$ (i.e. if $(x', -x'), (y', -y') \in \Delta \cap \lambda$ and there is no z strictly between x' and y' such that $(z, -z) \in \Delta \cap \lambda$ then $(x', -x') \approx (y', -y')$),
- (b) each \approx -equivalence class is closed in \mathbb{R}^2 (so if y_i is a sequence converging to y' and $(x, -x) \approx (y_i, -y_i)$ (all i) then $(x', -x') \approx (y', -y')$).

By minimality of \approx , the equivalence classes are convex with respect to \triangleleft . It follows that, as with rounded boundary maps, there is either a single \approx -equivalence class or an uncountable number of them.

Each (non-singleton) \approx -equivalence class e determines an upper-closed triangle $T[\bigvee e, -\bigwedge e]$ where $\bigvee e$ and $\bigwedge e$ are the supremum and infimum, respectively, of the x -coordinates of e . As with rounded boundary maps, by considering joins and limits of fabricated triangle bi-boundaries, the bi-boundary of each $T[\bigvee e, -\bigwedge e]$ can be shown to be fabricated. If there is a single \approx -equivalence class, we are done. Otherwise, the proof of Proposition 11 is completed by showing that $\tau_h[y, -x]$ is a shuffle of triangle bi-boundaries $\tau_h[\bigvee e, -\bigwedge e]$ where e ranges over all non-singleton \approx -equivalence classes.

THEOREM 12. *The temporal logic of the frame of intervals $\{(x, y) \in \mathbb{R}^2 \mid x < y\}$ under the during relation, $(x, y) \text{ dur } (x', y') \iff x' < x < y < y'$, is PSPACE-complete.*

PSPACE-hardness of the temporal logic follows from the PSPACE-hardness of the modal logic of $(\mathbb{R}, <) \otimes (\mathbb{R}, <)$ [Sha04]. By Proposition 11, we now know that the temporal formulas satisfiable in the *during* frame of intervals is decidable—it suffices to check if a given formula ϕ occurs in an open, fabricated triangle bi-boundary. To obtain a polynomial space upper bound on the complexity, note first that just like for boundary maps and bi-boundary maps, a triangle bi-boundary can be stored in polynomial space, in terms of $|\phi|$. Then just as for Theorem 6 and Theorem 9, whether a triangle bi-boundary map is fabricated can be decided nondeterministically with polynomial space by searching recursively for a decomposition as a join, limit, or shuffle, using tail recursion where possible. The procedure to do this is shown in Algorithm 2.

In Algorithm 2, a call of the form FABRICATED(∂) indicates a call to the bi-boundary analogue of Algorithm 1 needed to prove Theorem 9, which is [HM18, Algorithm 1].

Algorithm 2 Nondeterministic procedure to decide whether τ is fabricated

```
procedure FABRICATED( $\tau$ ) choose either
  option 0
    check  $\tau$  is simple
  option 1
    choose  $\tau_0, \partial, \tau_1$ 
    check  $\tau_0, \tau_1$  are triangle bi-boundaries; check  $\partial$  is a bi-boundary
    check  $\tau = \tau_0 \oplus \partial \oplus \tau_1$ ; release  $\tau$ 
    check FABRICATED( $\tau_0$ ), FABRICATED( $\tau_1$ ); tail-call FABRICATED( $\partial$ )
  option 2
    choose  $\tau_0, \partial, \tau_1$ 
    check  $\tau_0, \tau_1$  are triangle bi-boundaries; check  $\partial$  is a bi-boundary
    check  $\tau$  is the limit (choose direction) of  $\tau_0$ ; release  $\tau$ 
    check FABRICATED( $\tau_1$ ); release  $\tau_1$ ;
    check FABRICATED( $\tau_0$ ); tail-call FABRICATED( $\partial$ )
  option 3
    choose  $k \in \{1, \dots, |\phi|\}, \tau_1, \dots, \tau_k$ ; check they are bi-boundaries
    check  $\tau$  is the shuffle of  $\tau_1, \dots, \tau_k$ ; release  $\tau$ 
    for  $i = 1, \dots, k$  do
      check FABRICATED( $\tau_i$ )
    end for
end procedure
```

Open problems

1. Find an axiomatisation of the valid temporal formulas over $(\mathbb{R}, \leq) \otimes (\mathbb{R}, \leq)$.
2. Generalise the material above to find more general conditions where the temporal logic of $(W, R) \otimes (W', R')$ is decidable.
3. Determine the decidability of the temporal logic of Minkowski spacetime of higher dimensions. We conjecture this logic is undecidable for three or more spacetime dimensions.

References

- [AMN07] Hajnal Andr eka, Judit X. Madar asz, and Istv an N emeti. Logic of Space-Time and Relativity Theory. In *Handbook of Spatial Logics*, pages 607–711. Springer, Dordrecht, 2007.
- [BMM⁺19] Davide Bresolin, Dario Della Monica, Angelo Montanari, Pietro Sala, and Guido Sciavicco. Decidability and complexity of the fragments of the modal logic of Allen’s relations over the rationals. *Information and Computation*, 266:97–125, 2019.

- [Gol80] Robert Goldblatt. Diodorean modality in Minkowski space-time. *Studia Logica*, 39:219–236, 1980.
- [HM18] Robin Hirsch and Brett McLean. The temporal logic of two dimensional Minkowski spacetime with slower-than-light accessibility is decidable. In *Advances in Modal Logic*, volume 12, pages 347–366, 2018.
- [HR18] Robin Hirsch and Mark Reynolds. The temporal logic of two-dimensional Minkowski spacetime is decidable. *The Journal of Symbolic Logic*, 83(3):829–867, 2018.
- [HS86] Joseph Halpern and Yoav Shoham. A propositional modal logic of time intervals. In *First International Symposium on Logic in Computer Science*. IEEE, Boston, 1986.
- [Kur07] Agi Kurucz. Combining modal logics. In Patrick Blackburn, Johan Van Benthem, and Frank Wolter, editors, *Handbook of Modal Logic*, volume 3 of *Studies in Logic and Practical Reasoning*, pages 869–924. Elsevier, 2007.
- [KWZG03] Agi Kurucz, Frank Wolter, Michael Zakharyashev, and Dov M. Gabbay. *Many-Dimensional Modal Logics: Theory and Applications*. Elsevier Science, 2003.
- [MH94] David Malament and Mark Hogarth. Non-Turing computers and non-Turing computability. *Journal of the Philosophy of Science Association*, 1:126–138, 1994.
- [MPS10] Angelo Montanari, Ian Pratt-Hartmann, and Pietro Sala. Decidability of the logics of the reflexive sub-interval and super-interval relations over finite linear orders. In *17th International Symposium on Temporal Representation and Reasoning*, pages 27–34, 2010.
- [Nem95] István Németi. Decidable versions of first order logic and cylindric-relativized set algebras. In *Logic Colloquium '92*, 1995.
- [Rey11] Mark Reynolds. A tableau for until and since over linear time. In *Eighteenth International Symposium on Temporal Representation and Reasoning*, pages 41–48, 2011.
- [RZ01] Mark Reynolds and Michael Zakharyashev. On the products of linear modal logics. *Journal of Logic and Computation*, 11(6):909–931, 2001.
- [Sav70] Walter J. Savitch. Relationships between nondeterministic and deterministic tape complexities. *Journal of Computer and System Sciences*, 4:177–192, 1970.

- [Sha04] Ilya Shapirovsky. On PSPACE decidability in transitive modal logics. In *Advances in Modal Logic*, volume 5, pages 269–287, 2004.
- [Sha10] Ilya Shapirovsky. Simulation of two dimensions in unimodal logics. In *Advances in Modal Logic*, volume 8, pages 373–391, 2010.
- [Spa93] Edith Spaan. The complexity of propositional tense logics. In Maarten de Rijke, editor, *Diamonds and Defaults: Studies in Pure and Applied Intensional Logic*, pages 287–307, Springer, 1993.
- [SS02] Ilya Shapirovsky and Valentin Shehtman. Chronological future modality in Minkowski spacetime. In *Advances in Modal Logic*, volume 4, pages 437–459, 2002.

Department of Computer Science, University College London, Gower Street, London WC1E 6BT
E-mail address: `r.hirsch@ucl.ac.uk`

Laboratoire J. A. Dieudonné UMR CNRS 7351, Université Nice Sophia Antipolis, 06108 Nice Cedex 02
E-mail address: `brett.mclean@unice.fr`