

# Nonperturbative infrared finiteness in super-renormalisable scalar quantum field theory

Guido Cossu,<sup>1,2</sup> Luigi Del Debbio,<sup>2</sup> Andreas Jüttner,<sup>3,4,\*</sup> Ben Kitching-Morley,<sup>3,5,4</sup>  
Joseph K. L. Lee,<sup>2</sup> Antonin Portelli,<sup>2</sup> Henrique Bergallo Rocha,<sup>2</sup> and Kostas Skenderis<sup>5,4</sup>  
(LatCos Collaboration)

<sup>1</sup>*Braid Technologies, Shibuya 2-24-12, Tokyo, Japan*

<sup>2</sup>*Higgs Centre for Theoretical Physics, School of Physics and Astronomy,  
The University of Edinburgh, Edinburgh EH9 3FD, UK*

<sup>3</sup>*School of Physics and Astronomy, University of Southampton, Southampton SO17 1BJ, UK*

<sup>4</sup>*STAG Research Center, University of Southampton, Highfield, Southampton SO17 1BJ, UK*

<sup>5</sup>*Mathematical Sciences, University of Southampton, Highfield, Southampton SO17 1BJ, UK*

(Dated: October 1, 2020)

We present a study of the IR behaviour of a three-dimensional super-renormalisable quantum field theory (QFT) consisting of a scalar field in the adjoint of  $SU(N)$  with a  $\varphi^4$  interaction. A bare mass is required for the theory to be massless at the quantum level. In perturbation theory the critical mass is ambiguous due to infrared (IR) divergences and we indeed find that at two-loops in lattice perturbation theory the critical mass diverges logarithmically. It was conjectured long ago in [1, 2] that super-renormalisable theories are nonperturbatively IR finite, with the coupling constant playing the role of an IR regulator. Using a combination of Markov-Chain-Monte-Carlo simulations of the lattice-regularised theory, both frequentist and Bayesian data analysis, and considerations of a corresponding effective theory we gather evidence that this is indeed the case.

*a. Introduction:* Massless super-renormalisable quantum field theories suffer from severe infrared divergences in perturbation theory: the same power counting argument that implies good ultraviolet (UV) behavior also implies bad IR behavior. Explicit perturbative computations (with an IR regulator) lead to IR logarithms which make the perturbative results ambiguous. The fate of such IR singularities was discussed in [1, 2] where it was argued that such theories are nonperturbatively IR finite. In the examples analysed in [1, 2] the nonperturbative answer, when expanded with a small coupling constant, reduced to the perturbative result but with the IR regulator replaced by the (dimensionful) coupling constant.

One motivation for the original studies was that in the high-temperature limit of four-dimensional Yang-Mills (YM) theory there is an effective dimensional reduction to three dimensions and the dimensionally reduced theory is super-renormalizable. Here our motivation comes from a new application of massless super-renormalisable theories: such theories appear in holographic models for the very early universe [3].

The models introduced in [3] are based on three-dimensional  $SU(N)$  Yang-Mills theory coupled to massless scalars  $\varphi$  in the adjoint of  $SU(N)$  with a  $\varphi^4$  interaction. To compute the predictions of these models for cosmological observables one needs a nonperturbative evaluation of the relevant QFT correlators. This is the case even in the regime where the effective expansion parameter is small because of the IR singularities discussed above. Moreover, understanding the IR behavior of this

QFT is important for another reason: in holographic cosmology cosmic evolution corresponds to inverse RG flow, and the initial singularity in the bulk is mapped to the IR behavior of the dual QFT. Thus a mechanism for curing the IR singularities would also provide a holographic resolution of the initial bulk singularity.

In this Letter we initiate the study of such a theory using lattice methods. We will focus on the simplest theory within this class: three-dimensional massless scalar QFT with  $\varphi$  in the adjoint of  $SU(N)$  and a  $\varphi^4$  interaction regularised on a Euclidean space-time lattice [4]. It turns out this theory still provides an interesting holographic model. Irrespective of the holographic motivation we believe that understanding the fate of IR singularities in this QFT is an interesting problem in its own right and this model provides the possibility to explicitly test the hypothesis in [1, 2].

We address two central questions in this paper: Is the theory nonperturbatively IR finite, and what is the critical mass, *i.e.* what is the value of the bare mass such that the renormalised theory is massless? The latter question is crucial for future simulations at the massless limit where the holographic duality is defined [3]. At two-loops the critical mass is both linearly UV divergent and logarithmically IR divergent. We proceed to a nonperturbative determination of the critical mass in Markov-Chain-Monte-Carlo simulations of the discretised Euclidean path integral, where naively the inverse of the finite extent of the lattice  $L$  acts as the only IR regulator. By studying the finite-size scaling (FSS) nonperturbatively, within the effective theory and on the lattice, we find evidence for the absence of IR divergence beyond perturbation theory.

The  $N = 2$  model is equivalent to the  $O(3)$  vector

\* juettner@soton.ac.uk

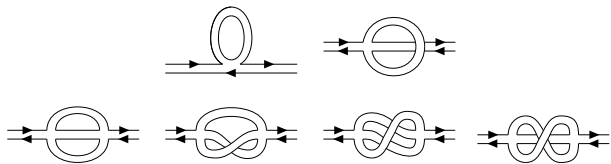


FIG. 1. One- and two-loop diagrams contributing to the mass-renormalisation in double-line representation representing matrix indices of the scalar propagator.

model and the  $N = 3$  model is in the same universality class as the  $O(8)$  vector model [5], which have been studied widely in the literature [6], including studies of their critical mass [7]. For  $N > 3$  such an equivalence is not obvious and little is known about the theories' phase structure (see, for example, [8]).

*b. Lattice perturbation theory:* We consider the three-dimensional Euclidean scalar  $SU(N)$  valued  $\varphi^4$  theory,

$$S = \int d^3x \text{Tr} \left[ (\partial_\mu \varphi(x))^2 + (m^2 - m_c^2) \varphi(x)^2 + \lambda \varphi(x)^4 \right], \quad (1)$$

with fields  $\varphi = \varphi^a(x) T^a$  where  $\varphi^a(x)$  is real, and  $T^a$  are the generators of  $SU(N)$  ( $\text{Tr} [T^a T^b] = \frac{1}{2} \delta_{ab}$ ). In the following we prefer to work with a rescaled version of the action where the 't Hooft scaling is explicit,

$$S = \frac{N}{g} \int d^3x \text{Tr} \left[ (\partial_\mu \phi(x))^2 + (m^2 - m_c^2) \phi(x)^2 + \phi(x)^4 \right], \quad (2)$$

which we obtain from Eq. (1) by identifying  $\phi = \sqrt{N/g} \varphi$  and  $\lambda = g/N$ , where  $g$  is the 't Hooft coupling which should be kept fixed in the large  $N$  limit. The field  $\phi$  and coupling constant  $g$  have mass dimension one.

To discretise the theory on a  $3d$  space-time lattice with lattice spacing  $a$  we replace partial derivatives by finite differences,  $\partial_\mu \phi(x) \rightarrow \delta_\mu \phi(x) = (\phi(x + \hat{\mu}a) - \phi(x)) / a$ , and integrals by sums  $\int d^3x \rightarrow a^3 \sum_{x \in \Lambda^3}$ , where  $a$  is the lattice constant,  $\hat{\mu}$  a unit-vector in the  $\mu$  direction and  $\Lambda^3$  the set of all lattice sites. We use periodic boundary conditions.

The diagrams that contribute to the critical mass,  $m_c^2$ , at the two-loop level are shown in Fig. 1. The IR-finite but linearly UV-divergent one-loop integral evaluated with Mathematica is

$$\int_{-\pi/a}^{\pi/a} \frac{d^3k}{(2\pi)^3} \frac{1}{\hat{k}^2} = \frac{Z_0}{a} \text{ with } Z_0 = 0.252731\dots, \quad (3)$$

for lattice momenta  $\hat{k} = \frac{2}{a} \sin(ka/2)$ . The integral to be evaluated at two-loop with vanishing external momentum  $p = 0$  is

$$D(p) = \int_{-\pi/a}^{\pi/a} \frac{d^3k}{(2\pi)^3} \frac{d^3q}{(2\pi)^3} \frac{1}{\hat{k}^2 \hat{q}^2 \hat{r}^2}, \quad (4)$$

$ag$	$D(\Lambda)$	$(am_c)^2, N = 2$		$(am_c)^2, N = 4$	
		1-loop	2-loop	1-loop	2-loop
0.1	0.05469(19)	-0.03159	-0.03125	-0.04581	-0.04543
0.2	0.04953(13)	-0.06318	-0.06194	-0.09161	-0.09024
0.3	0.04783(13)	-0.09477	-0.09208	-0.13742	-0.13443
0.5	0.045311(92)	-0.15796	-0.15088	-0.22904	-0.22116
0.6	0.044134(90)	-0.18955	-0.17962	-0.27484	-0.26380

TABLE I. Results for the two-loop integral  $D(\Lambda)$  and the critical mass in lattice perturbation theory.

where  $r = -k - q - p$ , and *hatted* quantities are defined as above. By naive dimensional counting, and confirmed by repeating the analysis of the IR-properties of this diagram in [9] for  $d = 3$ , we find that the integral diverges logarithmically in the IR:

$$D(p) \stackrel{p \rightarrow 0}{\sim} D_{\text{IR}}(p) = -\frac{\log(|pa|)}{(4\pi)^2} \quad (5)$$

(derivation in Sec. I of supplementary material).

Following [1, 2], we introduce the IR regulator  $|p| = g/(4\pi N) \equiv \Lambda$ .<sup>1</sup> The two-loop expression for the critical mass then evaluates to

$$m_c^2(g) = -g \frac{Z_0}{a} \left( 2 - \frac{3}{N^2} \right) + g^2 D(\Lambda) \mathcal{N}(N), \quad (6)$$

where  $\mathcal{N}(N) = 1 - 6/N^2 + 18/N^4$ . Representative values for  $D(\Lambda)$  and  $m_c^2(g)$  at one- and two-loops for  $N = 2$  and 4 are listed in table Tab. I.<sup>2</sup> For the range of couplings presented in the table the change from one- to two-loop corresponds to a relative change in the range 1% to 6%.

*c. Finite-size scaling for  $m_c^2$ :* In this section we provide details and results of our nonperturbative studies towards the determination of the critical mass. Our strategy is to compute it as a function of the IR cutoff given in terms of the inverse lattice size  $1/L$ , by means of FSS. The observable we consider is the Binder cumulant,

$$B = 1 - \frac{N}{3} \frac{\langle \text{Tr} [M^4] \rangle}{\langle \text{Tr} [M^2] \rangle^2}, \quad (7)$$

where  $M$  is the magnetisation matrix defined below, and  $\langle \cdot \rangle$  indicates expectation value under the Euclidean path integral.

For each choice of simulation parameters, we determine the bare input mass,  $\bar{m}^2(\bar{B}, g, L)$ , in the critical region for which the Binder cumulant takes some suitably chosen value  $\bar{B}$ . The Binder cumulant in a finite volume of

<sup>1</sup> We do not know the correct proportionality factor accompanying  $g$ . The current choice is arbitrary and corresponds to defining a scheme.

<sup>2</sup> We evaluate the two-loop lattice momentum integral using the Markov Chain Monte Carlo integration implemented in VEGAS [10]. The error estimates we provide together with the results are statistical only.

extent  $L$  in the critical scaling region is described by a scaling function  $f$ ,

$$\bar{B} = f \left( (\bar{m}^2(\bar{B}, g, L) - m_c^2(g)) / g^2 x^{1/\nu} \right), \quad (8)$$

where  $x = gL$  and  $\nu$  is the critical exponent. Expanding  $f$  in the vicinity of the critical mass we find the leading FSS behaviour

$$\bar{m}^2(\bar{B}, g, L) = m_c^2(g) + g^2 x^{-1/\nu} \frac{\bar{B} - f(0)}{f'(0)}. \quad (9)$$

*d. FSS in the Continuum Effective Theory:* Before analysing and interpreting simulation data for the FSS of the critical mass, we can gain further analytical understanding of the critical behaviour. To this end we consider the underlying effective field theory (EFT) of the zero-mode of the field  $\phi$ , i.e. the magnetisation

$$M = \frac{1}{L^3} \int d^3x \phi(x), \quad (10)$$

and fluctuations  $\chi$  around it, i.e.  $\phi = M + \chi$ . In the vicinity of the critical point long-distance contributions described by  $M$  dominate, motivating us to consider the leading-order effective action

$$S_{\text{eff}} = \frac{L^3 N}{g} [(m^2 - m_c^2) \text{Tr} [M^2] + \text{Tr} [M^4]]. \quad (11)$$

Following [11], we quantise the theory under the finite-volume path integral and find integral expressions for the Binder cumulant (for details see Sec II B of supplementary material). Expanding again in the vicinity of the critical point we recover Eq. (9) and compute the leading-order predictions  $\nu|_{N=2,4} = 2/3$ ,  $f(0)|_{N=2} \approx 0.5431$  and  $f'(0)|_{N=2} \approx -0.03586$ , and  $f(0)|_{N=4} \approx 0.4459$  and  $f'(0)|_{N=4} \approx -0.02707$ , respectively.

*e. Lattice simulation:* We implemented the model in the GRID library [12, 13] with both the Hybrid Monte Carlo [14] and a heat-bath over-relaxation algorithm [15–18]. We generated ensembles of  $O(100k)$  field configurations for  $N = 2, 4$ , volumes with  $L/a = 8, 16, 32, 48, 64, 96, 128$ , couplings  $ag = 0.1, 0.2, 0.3, 0.5, 0.6$ , and a number of bare mass parameters in the vicinity of the perturbative prediction for  $m_c^2(g)$  in Eq. (6). By using a wide range of couplings, a large range of lattice volumes was covered ( $0.8 \leq x \leq 76.8$ ) while keeping simulation costs acceptable.

Using multi-histogram reweighting [19] we obtained a continuous representation of Eq. (7) as a function of the bare scalar mass. Example results for  $B(N, g, L)$  are shown in the top panel of Fig. 2 and the reweighting is illustrated in the bottom panel. The analysis was carried out under bootstrap resampling [20]. We determined the integrated autocorrelation time  $\tau_{\text{int}}$ ,  $M^2$ ,  $M^4$  and  $\phi^2$  with the method of [21] with largest values being  $O(100)$ . All data was binned into bins of size  $\min(50, 4\tau_{\text{int}})$ . The

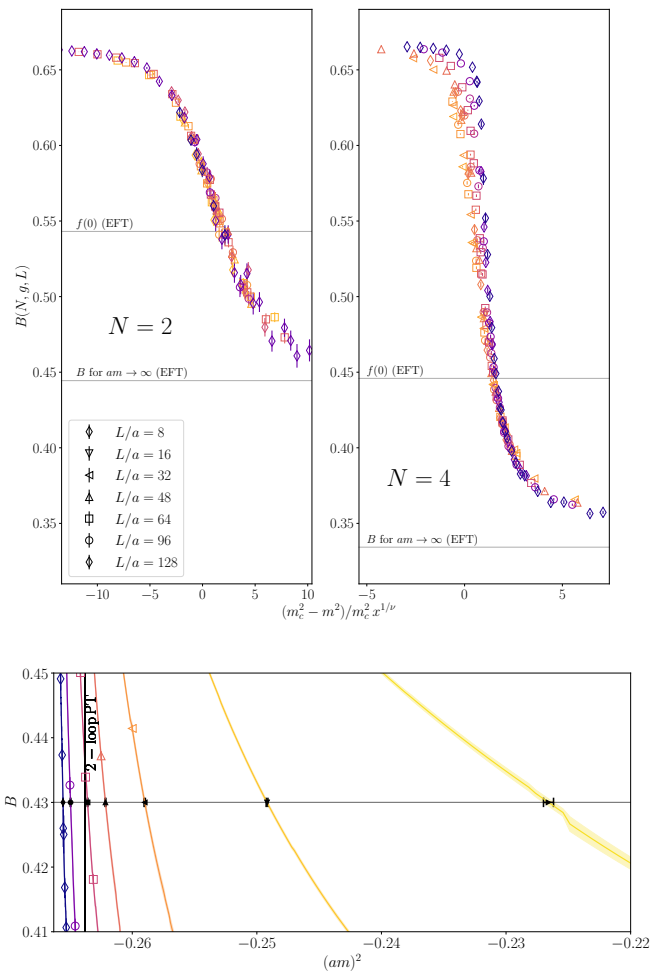


FIG. 2. Top:  $N = 2$  (left) and  $N = 4$  (right) results for the Binder cumulant, the EFT prediction for  $f(0)$  and the value of the Binder cumulant in the large-mass limit (cf. Sec. d). The values on the  $x$ -axis have been rescaled using the values of the critical exponent  $\nu$  and the critical masses  $m_c^2$  determined in Sec. f. Darker colour corresponds to larger value of  $gL$ . Bottom: Data points from simulations, lines from reweighting with width corresponding to the statistical error. Intersects of  $N = 4$ ,  $g = 0.6$  data for, from left to right,  $L/a = 128, 96, 64, 48, 32, 8, 16$  with  $\bar{B} = 0.50$  indicated with  $y$ -error bars. The black vertical line indicates the 2-loop infinite-volume value of the critical mass.

reweighting allows for a model-independent determination of  $\bar{m}^2(\bar{B}, g, L)$  by means of an iterative solution. Example results for  $\bar{m}^2(\bar{B}, g, L)$  are listed in Tab. II. We note the proximity of these finite-volume results to the 2-loop infinite-volume prediction listed in Tab. I.

*f. Finite-size scaling analysis:* We now turn to the fitting of  $\bar{m}^2(\bar{B}, g, L)$ . Guided by Eq. (9) we chose the fit

$L/a$	$ag$	0.1	0.2	0.3	0.5	0.6
8		-0.024285(96)	-0.05050(15)	-0.07716(14)	-0.12991(17)	-0.15683(33)
16		-0.028396(37)	-0.057420(66)	-0.086162(91)	-0.143548(78)	-0.17204(13)
32		-0.030072(19)	-0.060175(47)	-0.090138(40)	-0.149277(65)	-0.178777(54)
48		-0.030592(21)	-0.061031(37)	-0.091270(50)	-0.151127(47)	-0.180583(50)
64		-0.030840(13)	-0.061445(48)	-0.091814(28)	-0.151824(72)	-0.181523(30)
96		-0.031067(13)	-0.061808(16)	-0.092272(32)	-0.152520(28)	-0.182348(65)
128		-0.0311250(91)	-0.061960(41)	-0.092482(31)	-0.152813(62)	-0.182681(29)

TABLE II. Results for  $(a\bar{m})^2(\bar{B} = 0.53, g, L)$  for  $N = 2$ .

ansatz

$$\bar{m}^2(\bar{B}, g, L) = m_c^2(g)|_{1\text{-loop}} + g^2\alpha + g^2 \left( x^{-1/\nu} \frac{\bar{B} - f_0}{f_1} + \beta D_{\text{IR}}(\Lambda_{\text{IR}}) \mathcal{N}(N) \right), \quad (12)$$

The first term is the 1-loop expression for the critical mass and it removes the linear UV divergence perturbatively (cf. Eq. (6)). The second term parameterises the dependence on the IR cutoff for which we study, respectively,  $\Lambda_{\text{IR}} = \frac{1}{4\pi} \frac{g}{N}$  and  $\frac{1}{L}$ . Potential residual scheme dependence in the IR/UV regulator, e.g. normalisation factors in the argument of  $D$ , are absorbed by  $\alpha$ . To better constrain the fit we simultaneously analyse data from various pairings of two  $\bar{B}$  values in the vicinity of  $f(0)$  as predicted in the EFT (cf. Sec. d). For  $N = 4$  we allowed one value of  $\alpha$  per  $\bar{B}$  value. For  $N = 2$  excellent fit quality was achieved without this additional freedom.

The central fits are for pairs  $\bar{B} = \{0.52, 0.53\}|_{N=2}$  and  $\{0.42, 0.43\}|_{N=4}$ , respectively, for which we found the largest number of degrees of freedom described simultaneously. The ansatz in Eq. (12) provides an excellent parameterisation ( $p$ -values well above 5%) for the simulation data over the entire range  $gL_{\text{min}} \gtrsim 12$  to  $gL_{\text{max}} = 76.8$ . The case  $N = 2$  is illustrated in Fig. 3 for  $\Lambda_{\text{IR}} = \frac{1}{4\pi} \frac{g}{N}$ . Tab. III summarises the fit results. The first error is statistical, and, where applicable, the second error is the maximum shift of the fit result under variation of  $gL_{\text{min}}$  and the choice of  $\bar{B}$ -pairs with  $\bar{B} \in \{0.51, 0.52, 0.53, 0.54, 0.55, 0.56, 0.57, 0.58, 0.59\}|_{N=2}$  and  $\bar{B} \in \{0.42, 0.43, 0.44, 0.45, 0.46, 0.47\}|_{N=4}$ , while requiring at least 15 degrees of freedom. Note that the result for  $\beta$  is compatible with the prediction from perturbation theory,  $\beta = 1$  (cf. Eqs. (4) and (12)). The result for  $\nu$  for  $N = 2$  agrees well with a previous lattice determination [22],  $\nu = 0.710(2)$ . The EFT predictions for  $\nu$  and  $f(0)$  agree at the few-percent level (cf. Sec. d). Fits with  $\Lambda_{\text{IR}} \propto 1/L$  are not possible for similarly small values of  $gL_{\text{min}}$ . For  $N = 2$  the first acceptable ( $p \geq 0.05$ ) fit is possible only after discarding all data with  $gL < 32$  and for  $N = 4$ ,  $gL < 24$ . The r.h.s. axis in Fig. 4 shows how the  $p$ -value varies with the cut in  $gL$ . Generally, larger  $p$ -values for  $\Lambda_{\text{IR}} \propto g$  at a given value of  $gL$  indicate that this ansatz provides a better description of the data in terms of a  $\chi^2$ -analysis. Inserting the the fit parameters in Tab. III into (12)

and taking the limit  $x \rightarrow \infty$  we obtain predictions for the infinite-volume critical mass. For instance, for  $ag = 0.1$  we find  $(am_c)^2 = -0.031341(4)(6)$  for  $N = 2$  and  $(am_c)^2 = -0.045515(2)(6)$  for  $N = 4$ .

We also address the question of the IR regulator within the framework of Bayesian inference with uniform priors  $\alpha \in [-0.1, 0.1]$ ,  $f(0) \in [0, 1]$ ,  $f'(0) \in [-2, 2]$ ,  $\beta \in [0, 2]$  and  $\nu \in [0, 2]$ . As in the frequentist study, for  $N = 4$ , two values of  $\alpha$  are used:  $\alpha_{1,2} \in [-0.1, 0.1]$ . This analysis was done using Pymultinest [23] as an interface to the MULTINEST [24–26] code. The marginalized probabilities of each model ( $\Lambda_{\text{IR}} \propto g$  and  $\Lambda_{\text{IR}} \propto L$ ) were calculated across a range of  $gL_{\text{min}}$  cuts and pairings of  $\bar{B}$  values. In Fig. 4 both the  $p$ -value, and the Bayes Factor of the central fit are shown across the range of  $gL_{\text{min}}$  values. In this plot, the graph is broken down into regions according to the Jeffreys' scale [27]. The Bayes Factor  $K$  is  $\frac{E_1}{E_2}$ , where  $E_1$  and  $E_2$  are the marginal probabilities for model 1 ( $\Lambda_{\text{IR}} \propto g$ ) and model 2 ( $\Lambda_{\text{IR}} \propto 1/L$ ) respectively. If  $\log_{10}(K)$  is greater than 1 there is strong evidence for model 1 over model 2, and if it is greater than 2 it is decisive. The reverse is true for negative values of  $\log_{10}(K)$  in support of model 2. As the cut on  $gL_{\text{min}}$  is reduced (more data is used) the evidence for  $\Lambda_{\text{IR}} \propto g$  increases, with there being decisive evidence under the Jeffreys' scale for all  $gL_{\text{min}}$  cuts for  $N = 2$  and for  $gL_{\text{min}} \leq 19.2$  cuts for  $N = 4$ . The same pattern is seen for all  $\bar{B}$  values.

One can also obtain parameter estimates via. the posterior probability distribution, which we find to be in excellent agreement with the results for the fit parameters from the  $\chi^2$  analysis.

In conclusion, Bayesian inference prefers the IR-finite ansatz over the IR-divergent one; complementary and consistent with this, from  $\chi^2$  fits we find the IR-finite FSS ansatz ( $\Lambda_{\text{IR}} \propto g$ ) able to describe more degrees of freedom (i.e. larger range in  $gL$ ) with acceptable  $p$ -value.

*g. Conclusions and outlook:* We present the first nonperturbative study of the critical properties of a three-dimensional super-renormalisable scalar QFT with  $\varphi^4$  interaction and fields in the adjoint of  $SU(N)$  with  $N = 2, 4$ . When studied in lattice perturbation theory the theory exhibits a logarithmic IR divergence for the critical mass at 2-loop. The absence of this divergence in our numerical results from lattice simulations provides

$N$	$gL_{\min}$	$gL_{\max}$	$\alpha_i$	$\nu$	$\beta$	$f(0)$	$f'(0)$	$p$	$\chi^2/N_{\text{dof}}$	$N_{\text{dof}}$
2	12.8	76.8	0.0018(8)(12)	0.71(1)(6)	1.06(5)(7)	0.577(1)(14)	-0.057(4)(24)	0.2	1.2	31
4	12.8	76.8	0.0012(5)(5)	0.84(1)(8)	1.02(2)(3)	0.50(0)(5)	-0.090(3)(50)	0.2	1.3	29

TABLE III. Results of  $\chi^2$  fits to finite-size-scaling data. The first error is statistical and the second systematic as described in the text.

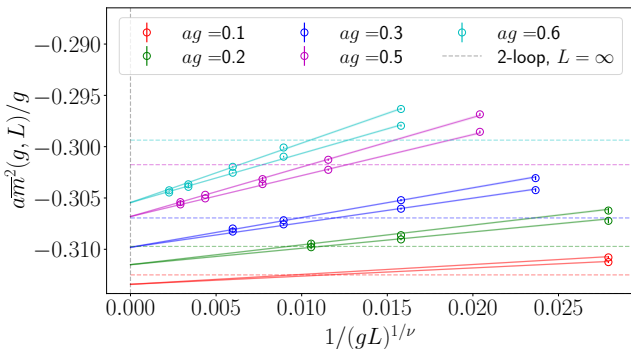


FIG. 3. Central fit  $N = 2$ ,  $\bar{B} = 0.52, 0.53$ . Dashed lines correspond to the 2-loop prediction for the effective mass, solid lines to the fit result including error band. Value of  $ag$  increasing from bottom to top. At each coupling top set of points corresponds to  $\bar{B} = 0.52$ , bottom set to  $\bar{B} = 0.53$ .

strong evidence for the IR-finiteness of the full theory. This constitutes one of the central results of this study. Further results are the nonperturbative determination of the critical mass. For the range of couplings considered here the critical mass agrees with 2-loop perturbation theory at and below the percent level when employing the dimensionful coupling constant  $g$  as IR regulator, confirming the expectation of [1, 2]. Our result for the critical exponent is close to the leading-order effective theory prediction, where the effective fields correspond to the magnetisation of the full theory.

Three-dimensional super-renormalisable QFT consisting of Yang-Mills theory coupled to adjoint scalar and/or fermionic matter are candidate theories for describing the physics of the early Universe by means of holographic duality. Our determination of the critical point constitutes the starting point towards the study of cosmology from a three-dimensional QFT. In view of the holographic duality cosmic evolution corresponds to inverse RG flow where the initial singularity is mapped to the IR behaviour of the QFT. The absence of an IR singularity on the QFT side may thus be seen as the holographic resolution of the initial singularity in the bulk.

**Acknowledgements:** The authors would like to warmly thank Pavlos Vranas for his valuable support during the early stages of this project. We would like to thank Masanori Hanada for collaboration at early stages

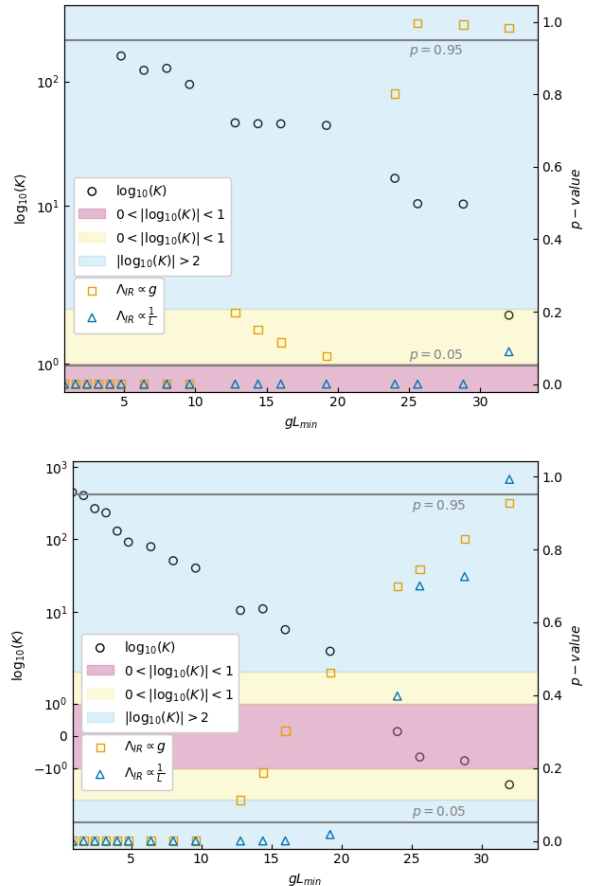


FIG. 4. Top:  $N = 2$ ,  $\bar{B} = 0.52$ ,  $\bar{B} = 0.53$  data, Bottom:  $N = 4$ ,  $\bar{B} = 0.42$ ,  $\bar{B} = 0.43$  data. The  $p$ -value of the fit of equation (12) with  $\Lambda_{\text{IR}} \propto g$  and  $\Lambda_{\text{IR}} \propto \frac{1}{L}$  (right  $y$ -axis) is shown by the orange squares and green triangles respectively. The black circles represent the log of the Bayes Factor,  $K = \frac{E_1}{E_2}$ , where  $E_1$  and  $E_2$  are the marginal probabilities for fits with  $(\Lambda_{\text{IR}} \propto g)$  and  $(\Lambda_{\text{IR}} \propto 1/L)$  respectively.

for this project. A.J. and K.S. acknowledge funding from STFC consolidated grant ST/P000711/1. A.P. is supported in part by UK STFC grant ST/P000630/1. A.P., J.K.L.L., and H.B.R. are funded in part by the European Research Council (ERC) under the European Unions Horizon 2020 research and innovation programme under grant agreement No 757646 and A.P. additionally grant agreement No 813942. J.K.L.L. is also partly funded by the Croucher foundation through the Croucher Scholarships for Doctoral Study. B.K.M. was

supported by the EPSRC Centre for Doctoral Training in Next Generation Computational Modelling Grant No. EP/L015382/1. LDD is supported by an STFC Consolidated Grant, ST/P0000630/1, and a Royal Society Wolfson Research Merit Award, WM140078. This work was performed using the Cambridge Service for Data Driven Discovery (CSD3), part of which is operated by the University of Cambridge Research Computing on behalf of the STFC DiRAC HPC Facility

(www.dirac.ac.uk). The DiRAC component of CSD3 was funded by BEIS capital funding via STFC capital grants ST/P002307/1 and ST/R002452/1 and STFC operations grant ST/R00689X/1. DiRAC is part of the National e-Infrastructure. The authors acknowledge the use of the IRIDIS High-Performance Computing Facility, and associated support services at the University of Southampton, in the completion of this work.

- 
- [1] R. Jackiw and S. Templeton, How Superrenormalizable Interactions Cure their Infrared Divergences, *Phys. Rev.* **D23**, 2291 (1981).
- [2] T. Appelquist and R. D. Pisarski, High-Temperature Yang-Mills Theories and Three-Dimensional Quantum Chromodynamics, *Phys. Rev.* **D23**, 2305 (1981).
- [3] P. McFadden and K. Skenderis, Holography for Cosmology, *Phys. Rev.* **D81**, 021301 (2010), arXiv:0907.5542 [hep-th].
- [4] J. K. L. Lee, L. Del Debbio, A. Jüttner, A. Portelli, and K. Skenderis, Towards a holographic description of cosmology: Renormalisation of the energy-momentum tensor of the dual QFT, in *37th International Symposium on Lattice Field Theory (Lattice 2019) Wuhan, Hubei, China, June 16-22, 2019* (2019) arXiv:1909.13867 [hep-lat].
- [5] F. Delfino, A. Pelissetto, and E. Vicari, Three-dimensional antiferromagnetic CP(N-1) models, *Phys. Rev.* **E91**, 052109 (2015), arXiv:1502.07599 [cond-mat.stat-mech].
- [6] M. Campostrini, M. Hasenbusch, A. Pelissetto, P. Rossi, and E. Vicari, Critical exponents and equation of state of the three-dimensional Heisenberg universality class, *Phys. Rev. B* **65**, 144520 (2002), arXiv:cond-mat/0110336.
- [7] A. Pelissetto and E. Vicari, Critical mass renormalization in renormalized  $\phi^4$  theories in two and three dimensions, *Phys. Lett.* **B751**, 532 (2015), arXiv:1508.00989 [hep-th].
- [8] A. Pelissetto and E. Vicari, Three-dimensional ferromagnetic CP(N-1) models, *Phys. Rev. E* **100**, 022122 (2019), arXiv:1905.03307 [cond-mat.stat-mech].
- [9] M. Lüscher and P. Weisz, Coordinate space methods for the evaluation of Feynman diagrams in lattice field theories, *Nucl. Phys.* **B445**, 429 (1995), arXiv:hep-lat/9502017 [hep-lat].
- [10] P. Lepage, VEGAS, <https://github.com/gplepage/vegas>.
- [11] J. Zinn-Justin, *Quantum Field Theory and Critical Phenomena; 4th ed.*, Internat. Ser. Mono. Phys. (Clarendon Press, Oxford, 2002).
- [12] P. Boyle, A. Yamaguchi, G. Cossu, and A. Portelli, Grid: A next generation data parallel C++ QCD library, (2015), arXiv:1512.03487 [hep-lat].
- [13] P. A. Boyle, G. Cossu, A. Yamaguchi, and A. Portelli, Grid: A next generation data parallel C++ QCD library, *Proceedings, 33rd International Symposium on Lattice Field Theory (Lattice 2015): Kobe, Japan, July 14-18, 2015*, PoS **LATTICE2015**, 023 (2016).
- [14] S. Duane, A. D. Kennedy, B. J. Pendleton, and D. Roweth, Hybrid Monte Carlo, *Phys. Lett.* **B195**, 216 (1987).
- [15] F. R. Brown and T. J. Woch, Overrelaxed heat-bath and Metropolis algorithms for accelerating pure gauge Monte Carlo calculations, *Physical Review Letters* **58**, 2394 (1987).
- [16] S. L. Adler, Overrelaxation algorithms for lattice field theories, *Physical Review D* **37**, 458 (1988).
- [17] Z. Fodor and K. Jansen, Overrelaxation algorithm for coupled gauge-Higgs systems, *Physics Letters B* **331**, 119 (1994).
- [18] B. Bunk, Monte-Carlo methods and results for the electro-weak phase transition, *Nuclear Physics B (Proceedings Supplements)* **42**, 566 (1995).
- [19] A. M. Ferrenberg and R. H. Swendsen, New Monte Carlo Technique for Studying Phase Transitions, *Phys. Rev. Lett.* **61**, 2635 (1988).
- [20] B. Efron, Bootstrap Methods: Another Look at the Jackknife, *The Annals of Statistics* **7**, 1 (1979).
- [21] U. Wolff (ALPHA), Monte Carlo errors with less errors, *Comput. Phys. Commun.* **156**, 143 (2004), [Erratum: *Comput. Phys. Commun.*176,383(2007)], arXiv:hep-lat/0306017 [hep-lat].
- [22] M. Hasenbusch, Eliminating leading corrections to scaling in the three-dimensional  $O(N)$  symmetric  $\phi^4$  model:  $N = 3$  and  $N = 4$ , *J. Phys. A* **34**, 8221 (2001), arXiv:cond-mat/0010463.
- [23] J. Buchner, A. Georgakakis, K. Nandra, L. Hsu, C. Rangel, M. Brightman, A. Merloni, M. Salvato, J. Donley, and D. Kocevski, X-ray spectral modelling of the AGN obscuring region in the CDFS: Bayesian model selection and catalogue, *Astron. Astrophys.* **564**, A125 (2014), arXiv:1402.0004 [astro-ph.HE].
- [24] F. Feroz and M. P. Hobson, Multimodal nested sampling: an efficient and robust alternative to markov chain monte carlo methods for astronomical data analyses, *Monthly Notices of the Royal Astronomical Society* **384**, 449 (2008).
- [25] F. Feroz, M. Hobson, and M. Bridges, MultiNest: an efficient and robust Bayesian inference tool for cosmology and particle physics, *Mon. Not. Roy. Astron. Soc.* **398**, 1601 (2009), arXiv:0809.3437 [astro-ph].
- [26] F. Feroz, M. P. Hobson, E. Cameron, and A. N. Pettitt, Importance nested sampling and the multinest algorithm, arXiv preprint arXiv:1306.2144 (2013).
- [27] H. Jeffreys, *The theory of probability* (OUP Oxford, 1998).
- [28] C. Vohwinkel, Unpublished.
- [29] A. Lewis, GetDist: a Python package for analysing Monte Carlo samples, (2019), arXiv:1910.13970 [astro-ph.IM].

# Supplemental Materials: Nonperturbative IR finiteness in super-renormalisable scalar QFT

## I. IR BEHAVIOUR OF THE TWO-LOOP CORRECTION

The finite-size-scaling (FSS) analysis in this paper centers around the fit ansatz in Eq. (8), which uses the analytical expression for the IR-behaviour of the theory in Eq. (5). We derive it by studying the IR behaviour of the  $3d$  lattice-regularised 2-loop integral,

$$D(p) = \int_{-\pi/a}^{\pi/a} \frac{d^3 k}{(2\pi)^3} \frac{d^3 q}{(2\pi)^3} \frac{1}{\hat{k}^2 \hat{q}^2 \hat{r}^2}, \quad (\text{S1})$$

where  $\hat{k} = \frac{2}{a} \sin(ka/2)$ , and  $r = -k - q - p$ . The derivation is done conveniently in coordinate space, where

$$D(p) = \sum_{x \in \Lambda} e^{-ipx} G(x)^3, \quad (\text{S2})$$

with the coordinate-space scalar propagator  $G(x)$ . Below we retrace the steps in  $d = 3$  taken by Lüscher and Weisz [S9] for  $d = 4$ , to derive the large- $x$  expansion of the free scalar lattice propagator.

The long-distance behaviour of the propagator should be independent of the discretisation. Following [S9], we therefore rewrite  $G(x)$  in terms of the continuum scalar propagator and a smooth momentum cutoff,

$$\begin{aligned} G(x) &= \int_{-\pi/a}^{\pi/a} \frac{d^3 p}{(2\pi)^3} e^{ipx} \frac{1}{\hat{p}^2} \stackrel{p \rightarrow 0}{\sim} \int_{-\infty}^{\infty} \frac{d^3 p}{(2\pi)^3} e^{ipx} e^{-(ap)^2} \frac{1}{p^2}, \\ &= a^2 \int_1^{\infty} dt \int_{-\infty}^{\infty} \frac{d^3 p}{(2\pi)^3} e^{ipx} e^{-t(ap)^2} = \frac{1}{4\pi\sqrt{x^2}} \text{Erf} \left[ \frac{\sqrt{x^2}}{2a} \right]. \end{aligned} \quad (\text{S3})$$

For large  $x$  we therefore expect

$$G(x) \stackrel{x \rightarrow \infty}{\sim} \frac{1}{4\pi} \frac{1}{\sqrt{x^2}}. \quad (\text{S4})$$

We now introduce the auxiliary function,

$$H(x) = \int_{-\pi/a}^{\pi/a} \frac{d^3 p}{(2\pi)^3} e^{ipx} \ln((a\hat{p})^2), \quad (\text{S5})$$

and the Vohwinkel relation [S28],

$$(\delta_\mu^* + \delta_\mu) G(x) = x_\mu H(x), \quad (\text{S6})$$

with the lattice derivatives  $\delta^* f(x) = \frac{1}{a}(f(x) - f(x - \hat{\mu}a))$  and  $\delta f(x) = \frac{1}{a}(f(x + \hat{\mu}a) - f(x))$ .

Eq. (S6) can be shown as follows: Consider the symmetrised lattice derivative of the coordinate space propagator,

$$(\delta_\mu^* + \delta_\mu) G(x) = \frac{1}{a} \int_{-\pi/a}^{\pi/a} \frac{d^3 p}{(2\pi)^3} \frac{2i \sin(ap_\mu) e^{ipx}}{\hat{p}^2}. \quad (\text{S7})$$

Observing that

$$\frac{1}{a} \frac{2 \sin ap_\mu}{(\hat{p})^2} = \frac{\partial}{\partial p_\mu} \ln \left( \sum_\nu (a\hat{p}_\nu)^2 \right), \quad (\text{S8})$$

and using integration by parts we find

$$\begin{aligned}
(\delta_\mu^* + \delta_\mu) G(x) &= \frac{1}{a} \int_{-\pi/a}^{\pi/a} \frac{d^3 p}{(2\pi)^3} \frac{2i \sin(ap_\mu) e^{ipx}}{\hat{p}^2} = i \int_{-\pi/a}^{\pi/a} \frac{d^3 p}{(2\pi)^3} \left( \partial_{p_\mu} \ln((a\hat{p})^2) \right) e^{ipx} \\
&= x_\mu \int_{-\pi/a}^{\pi/a} \frac{d^3 p}{(2\pi)^3} \ln((a\hat{p})^2) e^{ipx} = x_\mu H(x).
\end{aligned} \tag{S9}$$

Using (S6) for large  $x$  we obtain

$$H(x) \stackrel{x \rightarrow \infty}{\cong} \frac{1}{x_\mu} \partial_\mu G(x) = -\frac{1}{4\pi(x^2)^{3/2}}. \tag{S10}$$

Comparing with Eq. (S4) we identify

$$G(x)^3 \stackrel{x \rightarrow \infty}{\cong} -\frac{1}{(4\pi)^2} H(x), \tag{S11}$$

which, by inverse Fourier transformation allows us to conclude that

$$D(p) \stackrel{p \rightarrow 0}{\cong} -\frac{\ln((ap)^2)}{(4\pi)^2}. \tag{S12}$$

## II. FINITE-SIZE SCALING EFFECTIVE FIELD THEORY

In this section we consider the continuum action (1)

$$S[\phi] = \frac{N}{g} \int d^3 x \operatorname{tr} \left\{ \sum_\mu [\partial_\mu \phi(x)]^2 + (m^2 + m_c^2) \phi(x)^2 + \phi(x)^4 \right\}, \tag{S13}$$

expressed as a function of the renormalised parameters  $m^2$  and  $g$ .

### A. Effective theory

The theory is expected to undergo a phase transition when the renormalised mass becomes close to 0 (*i.e.* the correlation length diverges). In a finite cubic volume, no transition can occur because no length in the system can exceed the spatial extent,  $L$ . However, at the massless point, various statistical quantities will scale non-trivially with  $L$  according to the critical exponents of the theory. Moreover, to analyse close-to-critical lattice simulation results, it is important to understand the behaviour of finite-size effects.

In a periodic and cubic volume  $\mathbb{T}^3$ , a momentum vector  $k$  is quantised as  $\frac{2\pi}{L}n$ , where  $n$  is a vector with integer components. In massless perturbation theory, loop integrals become sums, such as

$$I_1 = \frac{1}{L^3} \sum_k \frac{1}{k^2}, \tag{S14}$$

for the tadpole diagram. Even with a UV regulator, such a sum is undefined because of the explicit  $\frac{1}{0}$  term it contains. This problem arises from a sickness of the finite-volume free theory which is defined by a Gaussian integral with a non-invertible covariance matrix. More explicitly, this matrix is given by the Laplacian operator, which has an isolated zero-mode in the finite-volume massless theory. However, in the full theory, the exponential in the path integral is systematically damped by the quartic term  $\operatorname{tr}[\phi(x)^4]$  in the action. This indicates that in the massless theory, the contribution from the field zero-mode has to be treated non-perturbatively.

The magnetisation  $M$  defined in (10) is the zero-momentum component of the field  $\phi$  mentioned above, and we define the decomposition

$$\phi = \chi + M, \tag{S15}$$



where  $\chi$  has a vanishing zero-mode. Close to the critical regime, the theory will be dominated by the long-distance contributions from  $M$ . Therefore one can try to investigate finite-volume effects by using an effective theory where the higher-frequency modes  $\chi$  are integrated out. We build this effective theory following the procedure described in [S11, Sec. 37.3]. The effective action  $S_{\text{eff}}[M]$  is defined by

$$\exp(-S_{\text{eff}}[M]) = \frac{1}{C} \int D\chi \exp(-S[\phi]), \quad (\text{S16})$$

where  $C$  is a normalisation factor defined by  $S_{\text{eff}}[0] = 0$ . The effective action has to be invariant under the  $\mathbb{Z}_2$  symmetry  $M \mapsto -M$  and the gauge symmetry  $M \mapsto \Omega^\dagger M \Omega$  for any  $\Omega$  in  $\text{SU}(N)$ . This means that the only terms  $S_{\text{eff}}[M]$  can contain have the form  $\text{tr}(M^k)^l$  where  $kl$  is an even integer.

### B. Leading-order effective action

If one ignores entirely the corrections coming from the non-zero frequencies  $\chi$ , then it is clear from the original action (S13) that the effective action is given by

$$S_{\text{eff}}[M] = \frac{L^3 N}{g} [m^2 \text{tr}(M^2) + \text{tr}(M^4)], \quad (\text{S17})$$

where the mass counter-term is absent because no dynamics from  $\chi$  is included. For an observable  $O[M]$ , the tree-level expression is given by

$$\langle O[M] \rangle = \frac{1}{\mathcal{Z}_{\text{eff}}} \int_{\mathfrak{su}(N)} dM O[M] \exp(-S_{\text{eff}}[M]), \quad (\text{S18})$$

where  $\mathcal{Z}_{\text{eff}}$  is defined by  $\langle 1 \rangle = 1$ . In other words, the effective theory is a random matrix theory on the space of traceless hermitian matrices. For an  $\text{SU}(N)$ -invariant function  $f$  on  $\mathfrak{su}(N)$ , the Weyl integration formula reduces integrating  $f(M)$  over  $\mathfrak{su}(N)$  to the integral over its  $N - 1$  independent eigenvalues

$$\int_{\mathfrak{su}(N)} dM f(M) = \frac{\pi^{\frac{N(N-1)}{2}}}{\prod_{j=1}^N \Gamma(j)} \int d^{N-1} \lambda V(\bar{\lambda})^2 f[\text{diag}(\bar{\lambda})] \quad (\text{S19})$$

Here  $\text{diag}(\xi)$  is the diagonal matrix where the diagonal elements are the components of the vector  $\xi$ , “barred” vectors  $\bar{\lambda}$  are defined by

$$\bar{\lambda} = (\lambda_1, \dots, \lambda_{N-1}, -\sum_{j=1}^{N-1} \lambda_j), \quad (\text{S20})$$

and  $V(\xi)$  is the Vandermonde determinant

$$V(\xi) = \prod_{j < k} (\xi_j - \xi_k), \quad (\text{S21})$$

which is a homogenous polynomial of degree  $\frac{1}{2}N(N-1)$ . For future convenience, we additionally define

$$\tilde{f}(\lambda) = f[\text{diag}(\bar{\lambda})]. \quad (\text{S22})$$

Using (S19), the expectation value of a gauge-invariant observable  $O[M]$  in the tree-level effective theory is given by

$$\langle O[M] \rangle = \frac{1}{\mathcal{Z}'_{\text{eff}}} \int d^{N-1} \lambda V(\bar{\lambda})^2 \tilde{O}(\lambda) \exp \left\{ -\frac{L^3 N}{g} [m^2 \bar{\lambda}^2 + \bar{\lambda}^4] \right\}, \quad (\text{S23})$$

where we use the notation  $\xi^k = \sum_j \xi_j^k$ . The most general gauge-invariant observable is given by  $\text{tr}(M^k)^l$ . Using the change of variable  $\lambda \mapsto (\frac{g}{L^3 N})^{\frac{1}{4}} \mu$ , one gets

$$\langle \text{tr}(M^k)^l \rangle = \left( \frac{g}{L^3 N} \right)^{\frac{kl}{4}} \frac{\Psi_{kl} \left( m^2 \sqrt{\frac{NL^3}{g}} \right)}{\Psi_{00} \left( m^2 \sqrt{\frac{NL^3}{g}} \right)}, \quad (\text{S24})$$

$N$	$f(0)$	$f'(0)$
2	0.5431	-0.03586
3	0.4341	-0.01440
4	0.4459	-0.02707

TABLE I. Numerical estimation from the EFT of the critical value of the Binder cumulant and the first derivative at the critical point. The function  $f$  is defined in Eq. (S27).

where the dimensionless function  $\Psi_{kl}$  is defined by

$$\Psi_{kl}(z) = \int d^{N-1}\mu V(\bar{\mu})^2 (\bar{\mu}^k)^l \exp(-z\bar{\mu}^2 - \bar{\mu}^4), \quad (\text{S25})$$

with the convention  $0^0 = 1$ . The Binder cumulant is then given by

$$B = 1 - \frac{N}{3} \frac{\langle \text{tr}(M^4) \rangle}{\langle \text{tr}(M^2) \rangle^2} = f \left[ \sqrt{N} \frac{m^2}{g^2} (gL)^{\frac{3}{2}} \right], \quad (\text{S26})$$

with

$$f(z) = 1 - \frac{N}{3} \frac{\Psi_{41}(z)\Psi_{00}(z)}{\Psi_{21}(z)^2}. \quad (\text{S27})$$

Notice that at the critical point  $m^2 = 0$ , the Binder cumulant is independent from the volume and equal to  $f(0)$ . Moreover, this quantity is expected to be a function of  $m^2(gL)^{1/\nu}$ , which gives  $\nu = \frac{2}{3}$  at this order of the effective expansion.

### C. Determining the critical mass through the Binder cumulant

At small  $z$ , the function  $\Psi_{kl}(z)$  is a linear expansion of the form

$$\Psi_{kl}(z) = \Psi_{kl}(0) - z\Psi'_{kl}(0) + \mathcal{O}(z^2), \quad (\text{S28})$$

where

$$\Psi'_{kl}(0) = - \int d^{N-1}\mu V(\bar{\mu})^2 (\bar{\mu}^k)^l \bar{\mu}^2 \exp(-\bar{\mu}^4). \quad (\text{S29})$$

Using this expansion, one can expand the Binder cumulant function

$$f(z) = f(0) + z f'(0) + \mathcal{O}(z^2), \quad (\text{S30})$$

where  $f'(0)$  is a combination of  $\Psi_{kl}(0)$  and  $\Psi'_{kl}(0)$  for  $(k, l) \in [(4, 1), (2, 1), (0, 0)]$ . We now write the mass in terms of the bare and critical masses,  $m^2 = m_0^2 - m_c^2$ , where the  $m_c^2$  is defined in the infinite-volume theory. Considering an arbitrary number  $\bar{B}$  close to  $f(0)$ , we define the finite-volume critical mass  $\bar{m}^2(L)$  to be the bare mass such that the Binder cumulant is equal to  $\bar{B}$

$$f \left\{ \frac{\sqrt{N}}{g^2} [\bar{m}^2(L) - m_c^2] (gL)^{\frac{3}{2}} \right\} = \bar{B}. \quad (\text{S31})$$

Then we use the expansion (S30) to obtain

$$\bar{m}^2(L) = m_c^2 + \frac{g^2}{\sqrt{N}} \frac{\bar{B} - f(0)}{f'(0)} \frac{1}{(gL)^{\frac{3}{2}}} + \mathcal{O} \left( \frac{1}{L^3} \right). \quad (\text{S32})$$

The EFT predictions for  $f(0)$  and  $f'(0)$  can be evaluated numerically using standard integration methods applied to the integrals (S25) and (S29). The values we found for  $N = 2, 3, 4$  are given in Tab. I.

### D. Exact formulas for $N = 2$

For  $N = 2$ , (S25) is a one-dimensional integral that can be computed explicitly

$$\Psi_{kl}(z) = \begin{cases} 2^{\frac{1-kl}{4}} \left[ \Gamma\left(\frac{kl+3}{4}\right) {}_1F_1\left(\frac{kl+3}{4}; \frac{1}{2}; \frac{z^2}{2}\right) - \sqrt{2}z \Gamma\left(\frac{kl+5}{4}\right) {}_1F_1\left(\frac{kl+5}{4}; \frac{3}{2}; \frac{z^2}{2}\right) \right] & \text{if } z \leq 0 \\ 2^{-\frac{3kl+1}{4}} \Gamma\left(\frac{kl+3}{2}\right) U\left(\frac{kl+3}{4}, \frac{1}{2}, \frac{z^2}{2}\right) & \text{if } z > 0 \end{cases} \quad (\text{S33})$$

where  ${}_1F_1$  and  $U$  are the hypergeometric functions

$${}_1F_1(a; b; z) = \frac{\Gamma(b)}{\Gamma(a)\Gamma(b-a)} \int_0^1 dt t^{a-1} (1-t)^{b-a-1} e^{zt}, \quad (\text{S34})$$

$$U(a, b, z) = \frac{1}{\Gamma(a)} \int_0^{+\infty} dt t^{a-1} (1+t)^{b-a-1} e^{-zt}. \quad (\text{S35})$$

### III. BAYESIAN ANALYSIS

The primary quantity used here to determine the favoured form of the infrared regulator,  $\Lambda_{\text{IR}}$ , is the Bayes Factor,  $K$ . This quantity is equal to the ratio of the marginalised probabilities of one model over the other, given the data. We can derive its expression through application of Bayes Theorem.

$$\begin{aligned} p(M|\text{data}) &= \int d\alpha p(M(\alpha)|\text{data}) p(\alpha|M), & (\text{S36}) \\ &= \int d\alpha \frac{p(\text{data}|M(\alpha)) p(M(\alpha))}{p(\text{data})} p(\alpha|M), \\ &= \frac{p(M)}{p(\text{data})} \int d\alpha L(M(\alpha)) p(\alpha|M), \end{aligned}$$

where  $M$  is a model of the data,  $\alpha$  is the parameters of that model. The first line of (S36) simply separates the probability of a model given the data into the contributions from all possible parameter values, weighted by the prior of those parameter values,  $p(\alpha|M)$ . In the second line Bayes theorem is applied. In the final line the definition of the likelihood function,  $L$  is used. Taking the ratio of (S36) between two competing models yields the Bayes Factor,

$$K(\text{data}) = \frac{p(M_1|\text{data})}{p(M_2|\text{data})} = \frac{\int d\alpha_1 L(M(\alpha_1)) p(\alpha_1|M) p(M_1)}{\int d\alpha_2 L(M(\alpha_2)) p(\alpha_2|M) p(M_2)}. \quad (\text{S37})$$

The fraction  $\frac{p(M_1)}{p(M_2)}$  expresses any prior belief of the likelihood of one model over the other. In this Letter, as is often the case, this has been set to 1. In this analysis,  $M_1$  and  $M_2$  are both of the form given in equation (12), where they differ only by the expression of  $\Lambda_{\text{IR}}$ , with model 1 using  $\Lambda_{\text{IR}} = \frac{1}{4\pi} \frac{g}{N}$  and model 2 using  $\Lambda_{\text{IR}} = \frac{1}{L}$ . The models therefore share the same model parameters, and the same uniform priors. Under the statistical bootstrap [S20], the probability density of the data points is assumed to follow a multivariate Gaussian distribution, with covariance matrix,  $\text{Cov}$ , estimated from the bootstrap samples. Writing the data as a vector of inputs  $\mathbf{x}$ , and output masses  $\mathbf{m}$ , we have the familiar Gaussian distribution for  $L(M(\alpha))$ :

$$L(M(\alpha)) = \frac{1}{\sqrt{(2\pi)^k |\text{Cov}|}} \exp\left(-\frac{1}{2}(\mathbf{m} - M(\alpha))(\mathbf{x})^T \cdot \text{Cov}^{-1} \cdot (\mathbf{m} - M(\alpha))(\mathbf{x})\right), \quad (\text{S38})$$

where we have denoted the dimension of the data vector  $\mathbf{m}$  by  $k$ .

Since the covariance matrix is defined through the bootstrap independently of the parameters  $\alpha$ , the pre-factor to the exponential may be brought outside of the exponential, where it cancels between the numerator and denominator of  $K$ . Taking a logarithm of  $K$  gives the log of the Bayes factor, which one can interpret using the Jeffreys' scale [S27].

The integrand of the Bayesian evidence integral,  $L(M(\alpha)) p(\alpha|M)$ , is significant as it is the posterior probability distribution of the model parameters given the data. As an example, the posterior distribution of the model parameters for the central fits of  $N = 2$  and  $N = 4$  are shown in figures S1 and S2 respectively.

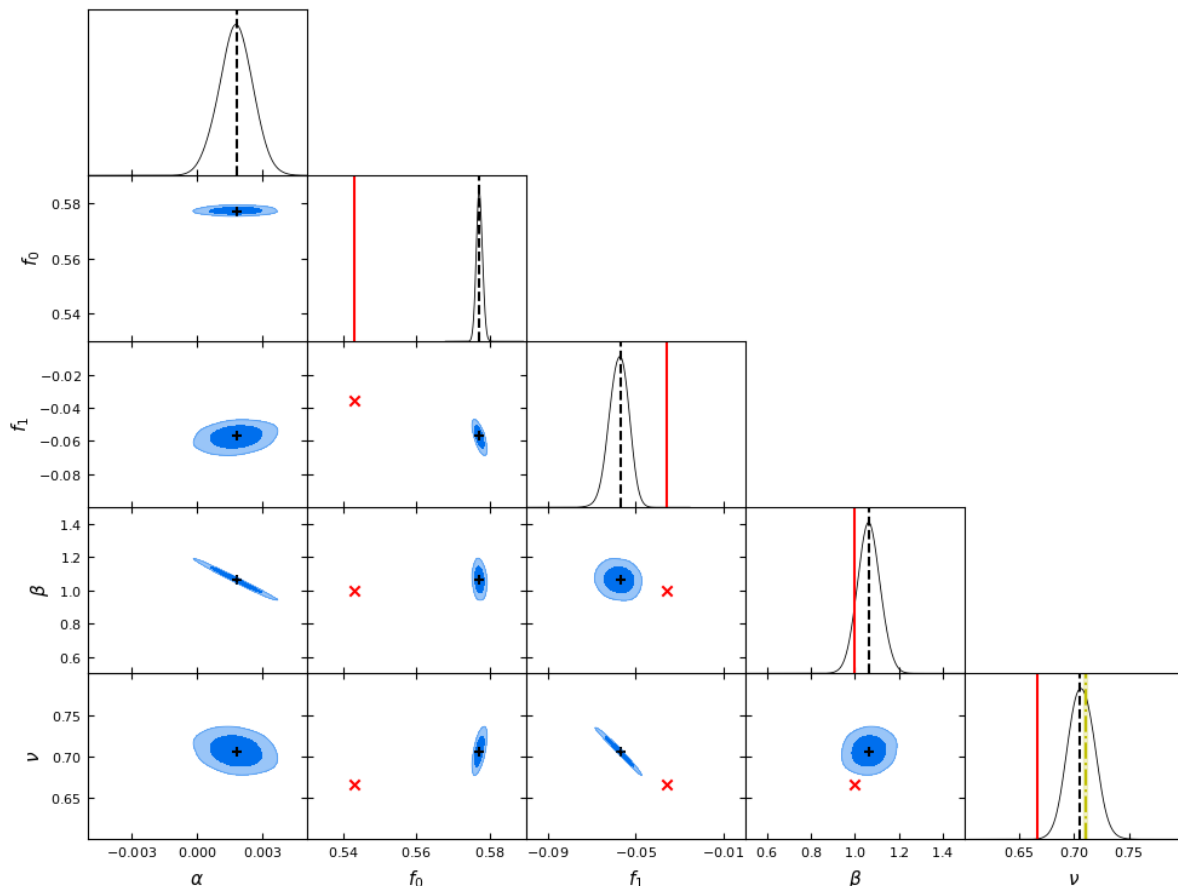


FIG. S1. Posterior probability density obtained using [S23–S26] and plotted with [S29], for  $N = 2$  data with  $\bar{B} = 0.52$  and  $\bar{B} = 0.53$  and a  $gL_{min}$  cut of 12.8. The red ('x') points and red-solid lines are the predictions of the EFT. The black ('+') points and the black-dashed lines show the parameters of the maximum likelihood estimate. The yellow dot-dashed line shows the value of  $\nu$  found in [S22].

- 
- [S1] R. Jackiw and S. Templeton, How Superrenormalizable Interactions Cure their Infrared Divergences, *Phys. Rev.* **D23**, 2291 (1981).
- [S2] T. Appelquist and R. D. Pisarski, High-Temperature Yang-Mills Theories and Three-Dimensional Quantum Chromodynamics, *Phys. Rev.* **D23**, 2305 (1981).
- [S3] P. McFadden and K. Skenderis, Holography for Cosmology, *Phys. Rev.* **D81**, 021301 (2010), arXiv:0907.5542 [hep-th].
- [S4] J. K. L. Lee, L. Del Debbio, A. Jüttner, A. Portelli, and K. Skenderis, Towards a holographic description of cosmology: Renormalisation of the energy-momentum tensor of the dual QFT, in *37th International Symposium on Lattice Field Theory (Lattice 2019) Wuhan, Hubei, China, June 16-22, 2019* (2019) arXiv:1909.13867 [hep-lat].
- [S5] F. Delfino, A. Pelissetto, and E. Vicari, Three-dimensional antiferromagnetic CP(N-1) models, *Phys. Rev.* **E91**, 052109 (2015), arXiv:1502.07599 [cond-mat.stat-mech].
- [S6] M. Campostrini, M. Hasenbusch, A. Pelissetto, P. Rossi, and E. Vicari, Critical exponents and equation of state of the three-dimensional Heisenberg universality class, *Phys. Rev. B* **65**, 144520 (2002), arXiv:cond-mat/0110336.
- [S7] A. Pelissetto and E. Vicari, Critical mass renormalization in renormalized  $\phi^4$  theories in two and three dimensions, *Phys. Lett.* **B751**, 532 (2015), arXiv:1508.00989 [hep-th].
- [S8] A. Pelissetto and E. Vicari, Three-dimensional ferromagnetic CP(N-1) models, *Phys. Rev. E* **100**, 022122 (2019), arXiv:1905.03307 [cond-mat.stat-mech].
- [S9] M. Lüscher and P. Weisz, Coordinate space methods for the evaluation of Feynman diagrams in lattice field theories, *Nucl. Phys.* **B445**, 429 (1995), arXiv:hep-lat/9502017 [hep-lat].
- [S10] P. Lepage, VEGAS, <https://github.com/gplepage/vegas>.
- [S11] J. Zinn-Justin, *Quantum Field Theory and Critical Phenomena; 4th ed.*, Internat. Ser. Mono. Phys. (Clarendon Press, Oxford, 2002).

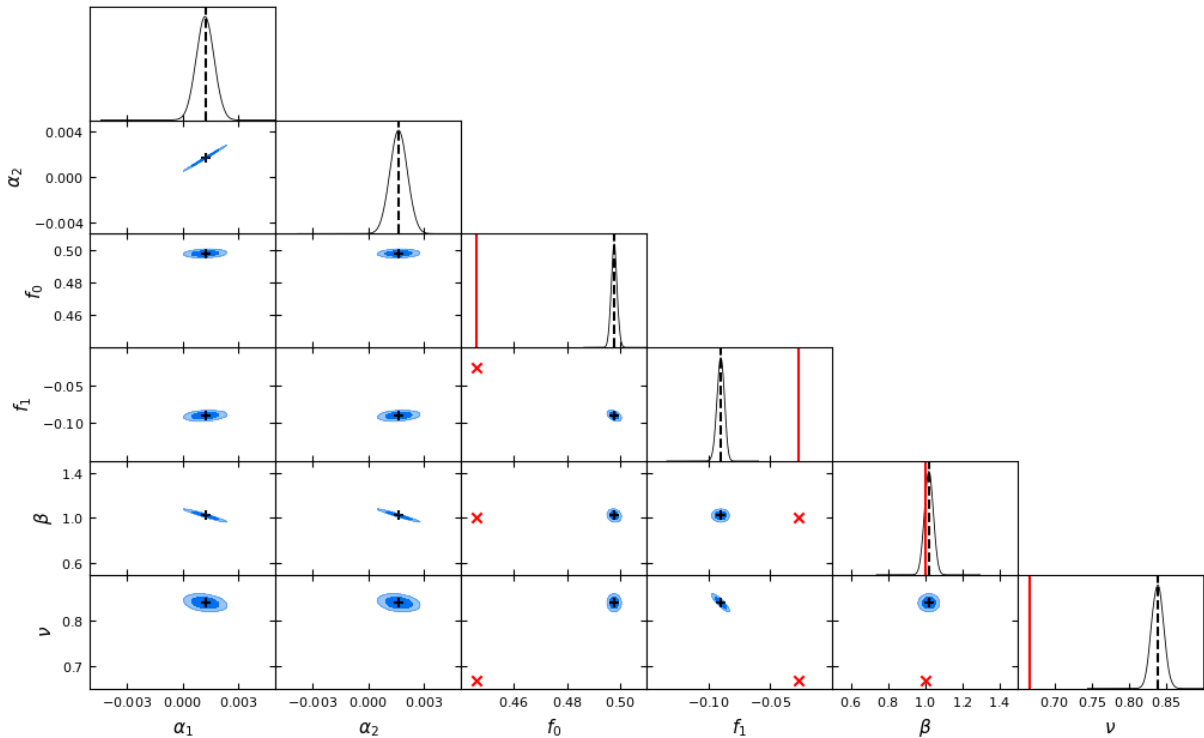


FIG. S2. Posterior probability density obtained using [S23–S26] and plotted with [S29], for  $N = 4$  data with  $\bar{B} = 0.42$  and  $\bar{B} = 0.43$  and a  $gL_{min}$  cut of 12.8. The red ('x') points and red-solid lines are the predictions of the EFT. The black ('+') points and the black-dashed lines show the parameters of the maximum likelihood estimate.

- [S12] P. Boyle, A. Yamaguchi, G. Cossu, and A. Portelli, Grid: A next generation data parallel C++ QCD library, (2015), arXiv:1512.03487 [hep-lat].
- [S13] P. A. Boyle, G. Cossu, A. Yamaguchi, and A. Portelli, Grid: A next generation data parallel C++ QCD library, *Proceedings, 33rd International Symposium on Lattice Field Theory (Lattice 2015): Kobe, Japan, July 14-18, 2015*, PoS **LATTICE2015**, 023 (2016).
- [S14] S. Duane, A. D. Kennedy, B. J. Pendleton, and D. Roweth, Hybrid Monte Carlo, *Phys. Lett.* **B195**, 216 (1987).
- [S15] F. R. Brown and T. J. Woch, Overrelaxed heat-bath and Metropolis algorithms for accelerating pure gauge Monte Carlo calculations, *Physical Review Letters* **58**, 2394 (1987).
- [S16] S. L. Adler, Overrelaxation algorithms for lattice field theories, *Physical Review D* **37**, 458 (1988).
- [S17] Z. Fodor and K. Jansen, Overrelaxation algorithm for coupled gauge-Higgs systems, *Physics Letters B* **331**, 119 (1994).
- [S18] B. Bunk, Monte-Carlo methods and results for the electro-weak phase transition, *Nuclear Physics B (Proceedings Supplements)* **42**, 566 (1995).
- [S19] A. M. Ferrenberg and R. H. Swendsen, New Monte Carlo Technique for Studying Phase Transitions, *Phys. Rev. Lett.* **61**, 2635 (1988).
- [S20] B. Efron, Bootstrap Methods: Another Look at the Jackknife, *The Annals of Statistics* **7**, 1 (1979).
- [S21] U. Wolff (ALPHA), Monte Carlo errors with less errors, *Comput. Phys. Commun.* **156**, 143 (2004), [Erratum: *Comput. Phys. Commun.* 176,383(2007)], arXiv:hep-lat/0306017 [hep-lat].
- [S22] M. Hasenbusch, Eliminating leading corrections to scaling in the three-dimensional  $O(N)$  symmetric  $\phi^4$  model:  $N = 3$  and  $N = 4$ , *J. Phys. A* **34**, 8221 (2001), arXiv:cond-mat/0010463.
- [S23] J. Buchner, A. Georgakakis, K. Nandra, L. Hsu, C. Rangel, M. Brightman, A. Merloni, M. Salvato, J. Donley, and D. Kocevski, X-ray spectral modelling of the AGN obscuring region in the CDFS: Bayesian model selection and catalogue, *Astron. Astrophys.* **564**, A125 (2014), arXiv:1402.0004 [astro-ph.HE].
- [S24] F. Feroz and M. P. Hobson, Multimodal nested sampling: an efficient and robust alternative to markov chain monte carlo methods for astronomical data analyses, *Monthly Notices of the Royal Astronomical Society* **384**, 449 (2008).
- [S25] F. Feroz, M. Hobson, and M. Bridges, MultiNest: an efficient and robust Bayesian inference tool for cosmology and particle physics, *Mon. Not. Roy. Astron. Soc.* **398**, 1601 (2009), arXiv:0809.3437 [astro-ph].

- [S26] F. Feroz, M. P. Hobson, E. Cameron, and A. N. Pettitt, Importance nested sampling and the multineest algorithm, arXiv preprint arXiv:1306.2144 (2013).
- [S27] H. Jeffreys, *The theory of probability* (OUP Oxford, 1998).
- [S28] C. Vohwinkel, Unpublished.
- [S29] A. Lewis, GetDist: a Python package for analysing Monte Carlo samples, (2019), arXiv:1910.13970 [astro-ph.IM].