

FRACTIONAL ORNSTEIN-UHLENBECK PROCESS WITH STOCHASTIC FORCING AND ITS APPLICATIONS

GIACOMO ASCIONE*, YULIYA MISHURA[⊙], AND ENRICA PIROZZI*

ABSTRACT. We consider a fractional Ornstein-Uhlenbeck process involving a stochastic forcing term in the drift, as a solution of a linear stochastic differential equation driven by a fractional Brownian motion. For such process we specify mean and covariance functions, concentrating on their asymptotic behavior. This gives us a sort of short- or long-range dependence, under specified hypotheses on the covariance of the forcing process. Applications of this process in neuronal modeling are discussed, providing an example of a stochastic forcing term as a linear combination of Heaviside functions with random center. Simulation algorithms for the sample path of this process are finally given. Fractional Brownian Motion and Fractional Ornstein-Uhlenbeck Process and Non-Markovian Process and Forcing Term and Correlated Processes and Leaky Integrate-and-Fire Neuronal Model

1. INTRODUCTION

In literature there are several processes that go by the name of fractional Ornstein-Uhlenbeck processes. Here, we refer to the fractional Ornstein-Uhlenbeck process of the first kind (fOU for short) introduced in [11]. This process is the solution of a Langevin-type equation driven by a fractional Brownian motion (fBm for short) B^H

$$(1) \quad dU_t^H = -\frac{1}{\theta} U_t^H dt + \sigma dB_t^H$$

for some $\theta > 0$ and $\sigma > 0$. A second kind of fractional Ornstein-Uhlenbeck process has been introduced in [18] and [17], but we will not focus on it. Characteristic features of fOU processes were also discussed in [34]. We add to (1) an additional stochastic forcing term I , i.e., we consider an equation

$$(2) \quad dV_t = \left[-\frac{1}{\theta} V_t + I_t \right] dt + \sigma dB_t^H$$

and call its solution $V = \{V_t, t \geq 0\}$ a fractional Ornstein-Uhlenbeck process with forcing term $I = \{I_t, t \geq 0\}$ (ffOU, for short). The same process was studied in [13], with a focus on the case where I is a periodic function. Observe that the ffOU in equation (2) depends on the interpretation of dB_t^H .

Fractional Brownian motion itself has been widely studied in the last years ([4, 24, 27]). Its name is due to Mandelbrot and Van Ness, see [23]. A (two-sided) fBm with Hurst parameter $H \in (0, 1)$ is an almost surely path-continuous centered Gaussian process $B^H = \{B_t^H, t \in \mathbb{R}\}$ with covariance function given by

$$\mathbb{E}[B_t^H B_s^H] = \frac{1}{2}(|t|^{2H} + |s|^{2H} - |t - s|^{2H})$$

([23, 26]). One-sided fBm is the process just introduced but restricted to $t \geq 0$. In our paper we shall consider one-sided fBm, except when in subsection 2.4 stationary processes starting from $t = -\infty$ are constructed. For $H = \frac{1}{2}$, fBm coincides with the standard Brownian motion. For $H \neq \frac{1}{2}$, fBm is a non-Markovian process. Its increments are positively correlated as $H > \frac{1}{2}$, while negatively correlated as $H < \frac{1}{2}$. The case $H > \frac{1}{2}$ describes the persistence of memory. The process B^H admits stationary increments which are long-range dependent for $H > \frac{1}{2}$ and short-range dependent for $H < \frac{1}{2}$. Integration with respect to the fBm can be introduced in several ways and the different resultant integrals are equal only for particular sets of integrands. An almost complete prospect of these integrals is given in [4]. All these integrals coincide on particular deterministic functions, and for smooth integrands they coincide with the limits of the Riemann-Stieltjes integral sums. In our case, referring to the path-wise approach, we will focus on Riemann-Stieltjes integrals.

Our main results are the representation and the study of the asymptotic behavior of the covariance of a fFOU process $V = \{V_t, t \geq 0\}$ with stochastic forcing term $I = \{I_t, t \geq 0\}$ in the case when $I_t \in L^2$ for any $t \geq 0$, and its covariance function is integrable w.r.t. the Lebesgue measure. We specify these results in the case of a particular stochastic forcing process useful in a neuronal modeling. The study of such process and its covariance function is very important while trying to define models with memory effects. Indeed, we show that such processes preserve a sort of short- and long-range dependence for suitable forcing terms. For this reason, we show how such processes can be applied to neuronal modeling and how a forcing term can be chosen in order to describe some biological behaviors, such as neurons coupling and channel activation. In particular, we are interested in the memory effect which can be incorporated into these models with the help of the fFOU process V . Finally, we propose a simulation algorithm for this process. Simulations provide us a powerful tool to approximate numerically first passage time densities of the process through a constant threshold. These first passage times are important in neuronal modeling, since they describe the first spike time of the neuron on which the neuronal coding is based. In the classic case, these first passage times were also used to describe inter-spike intervals, since the process resets after a spike. In our case, this consideration could be done only if we also reset the memory of the process. Estimations of the densities of first passage time and inter-spike intervals will be considered in a future work. Inter-spike intervals have been already studied in [31], focusing such paper on stationariness of them.

Neuronal spiking modeling has been for about a century a central argument in mathematical physiology. One of the first attempt to describe neuronal activity is due to Lapicque in 1907, that introduced the classical integrate-and-fire model ([1]), from which the Leaky integrate-and-fire model (LIF for short) was derived. A LIF-type neuronal model is based on the following stochastic differential equation (SDE for short):

$$dV_t = \frac{I_t}{C_m} dt - \frac{(V_t - \tilde{V})}{\theta} dt + \sigma dB_t,$$

where C_m is the membrane capacitance, R_m is the membrane resistance, $I = I_t$ is the current input, $\theta = C_m R_m$ is the characteristic time, $B = B_t$ is a Brownian motion, σ a constant that is related to the intensity of the noise, $V = V_t$ is the

membrane potential and \tilde{V} is the resting potential ([20]). When the membrane potential upcrosses a particular threshold, the neuron fires and the process has to be reset to \tilde{V} .

The crossings of this process through neuronal threshold generate spike trains of the potential. The first of these spikes has been, for instance, studied in [6, 9]. Successive spikes are instead studied, for instance, in [14]. For the reconstruction of the input signal starting from some spike trains see, e.g., [19], and for parameter estimation see, e.g., [22].

However, the LIF model cannot completely describe the behavior of all neurons. In particular, in [33], it is shown that Ornstein-Uhlenbeck process is not adapted to data referring to neurons from the prefrontal cortex. One aspect the LIF model does not consider, is the adaptation of the neuron. Adaptation has been added in the model in various way. In [8], adaptation is introduced by coupling calcium dynamics with the LIF model equation. In [35, 36], adaptation is studied by using a fractional differential operator instead of a standard one, while in [30] it is introduced by using a correlated noise instead of the white noise. The last approach is related to some integrated Gauss-Markov processes, whose first passage time densities are also investigated in [2].

Our study has been widely inspired by the adaptation problem in neuronal modeling. For this reason, we focused on the application of the fOU process, which is a memory preserving process, in the context of neuronal modeling, describing the asymptotic behavior for the covariance as a sort of short- and long-range dependence.

In section 2 we describe the process $V = V_t$, providing a solution for the fractional Langevin equation (2), that is adapted to the filtration generated by its driving fBm and the initial condition, under some particular hypothesis on I . In subsection 2.3 we also determine the mean function for the case when $I_t \in L^1$, and its mean value is integrable. In subsection 2.4 we provide the covariance function when $I_t \in L^2$ and its covariance is integrable. We also study the covariance function as a function of H , determining how it changes as H varies in $(0, 1)$. In subsection 2.5.3 some results of the study of the asymptotic behavior of the covariances are provided.

In section 3 we provide the neuronal model. We describe the process under a particular stochastic forcing term I which is of biological interest, focusing on the mean and covariance function, using the results of section 2, in particular subsection 2.5.3. In section 4 we provide two simulation algorithms that allow to obtain a method to simulate the first passage time density of the process through a constant threshold. The latter is important in the context of neuronal modeling, as it describes the first spiking time of the neuron and can be used to study the inter-spike intervals.

The obtained theoretical results about mean and covariance functions have allowed also graphical comparisons and consequent understanding of some properties of the process.

2. THE FRACTIONAL ORNSTEIN-UHLENBECK PROCESS WITH FORCING TERM

2.1. The stochastic Langevin equation with forcing term. Let $(\Omega, \mathcal{F}, \mathbb{P})$ be a complete probability space, $B^H = \{B_t^H, t \geq 0\}$ be a fBm with Hurst parameter $H \in (0, \frac{1}{2}) \cup (\frac{1}{2}, 1)$, defined on this probability space, and $\mathcal{F}_t^H, t \geq 0$ be its natural filtration. We consider the following linear stochastic differential equation driven

by our fBm:

$$(3) \quad dV_t = \left[-\frac{1}{\theta}(V_t - \tilde{V}) + I_t \right] dt + \sigma dB_t^H, \quad V_0 = \xi$$

where ξ is a square-integrable random variable defined on $(\Omega, \mathcal{F}, \mathbb{P})$, $I = I_t$ is a forcing term, $\theta > 0$ and \tilde{V} are constant. In particular, I can be a stochastic process defined on $(\Omega, \mathcal{F}, \mathbb{P})$ (eventually degenerate), or on a different probability space $(\Omega', \mathcal{F}', \mathbb{P}')$. Equation (3) is a slight modification of (2) and will be our fractional Langevin equation with forcing term I ; it is equivalent to the integral equation

$$(4) \quad V_t = \xi - \frac{1}{\theta} \int_0^t (V_s - \tilde{V}) ds + \int_0^t I_s ds + \sigma B_t^H.$$

We call the solution $V = V_t$ of equation (3) (or, equivalently, (4)) fFOU process with forcing term $I = I_t$ and \tilde{V} its resting term, that is to say a globally asymptotically stable equilibrium for the expected value as $I_t \equiv 0$.

2.2. The fractional Ornstein-Uhlenbeck process. Taking into account equation (4) and following the lines of proposition A.1 of [11], we can explicitly determine the solution of (4), and so to present an explicit form of a fFOU with a forcing term I . In order to do this, denote $\mathcal{F}_t^{H,\xi}$ the sigma-field generated by ξ and $B_s^H, s \leq t$.

Proposition 2.1. *With the notation shown in subsection 2.1, if I is a stochastic process such that its sample paths are (almost surely) integrable in any interval $[0, T]$ for $T > 0$, then equation (4) admits a unique solution whose paths are almost surely continuous. This solution can be expressed as*

$$(5) \quad V_t = \tilde{V} + e^{-\frac{t}{\theta}} \left(-\tilde{V} + \xi + \int_0^t I_s e^{\frac{s}{\theta}} ds + \sigma \int_0^t e^{\frac{s}{\theta}} dB_s^H \right),$$

where the integral is point-wise interpreted as a Riemann-Stieltjes integral. In the case $H < 1/2$ it is defined via integration by parts, namely,

$$(6) \quad V_t = \tilde{V} + e^{-\frac{t}{\theta}} \left(-\tilde{V} + \xi + \int_0^t I_s e^{\frac{s}{\theta}} ds + \sigma \left(e^{\frac{t}{\theta}} B_t^H - \theta^{-1} \int_0^t e^{\frac{s}{\theta}} B_s^H ds \right) \right).$$

Moreover, V_t is $\mathcal{F}_t^{H,\xi}$ -adapted if I_t is a $\mathcal{F}_t^{H,\xi}$ -adapted process on $(\Omega, \mathcal{F}, \mathbb{P})$.

Remark 2.2. Note that the integrability of the sample paths of I is sufficient to guarantee the integrability of the paths of $e^{\frac{t}{\theta}} I_t$, because of the obvious upper bound

$$\int_0^t e^{\frac{s}{\theta}} |I_s| ds \leq e^{\frac{t}{\theta}} \int_0^t |I_s| ds.$$

Remark 2.3. From the point of view of applications to neuronal modeling, in some cases it is natural to assume that I is a stochastic process defined on the different probability space $(\Omega', \mathcal{F}', \mathbb{P}')$. Then the solution $V = V_t$ is defined on the product probability space $(\Omega \times \Omega', \mathcal{F} \otimes \mathcal{F}', \mathbb{P} \otimes \mathbb{P}')$. Let us denote the solution as $V_t(\omega, \omega')$. Thus, for fixed $\omega' \in \Omega'$, the process $X_t = V_t(\cdot, \omega')$ is $\mathcal{F}_t^{H,\xi}$ -adapted. In fact, for fixed ω' we have from equation (5)

$$X_t = \tilde{V} + e^{-\frac{t}{\theta}} \left[-\tilde{V} + \xi + \int_0^t I_s(\omega') e^{\frac{s}{\theta}} ds + \sigma \int_0^t e^{\frac{s}{\theta}} dB_s^H \right]$$

where $s \mapsto I_s(\omega')$ is a deterministic function.

The similar result to proposition 2.1 is also shown in [13] (see proposition 2.1) by using Itô formula for divergence integral established in [27]. In proposition 2.2 of [13], the stationary solution is determined for a periodic deterministic forcing term $I(t)$, which is possible whenever $\int_{-\infty}^t e^{\frac{s}{\theta}} I_s ds < +\infty$.

2.3. The mean value function. Using proposition 2.1 and recalling that

$$\mathbb{E} \left(\int_0^t e^{\frac{s}{\theta}} dB_s^H \right) = 0$$

for any $t > 0$, we immediately get the following result.

Proposition 2.4. *With the notation specified in subsection 2.1, let I be a stochastic process defined on $(\Omega, \mathcal{F}, \mathbb{P})$ such that for any $t > 0$, $I_t \in L^1(\Omega, \mathcal{F}, \mathbb{P})$, and $\mathbb{E}[|I_t|] \in L^1([0, T], \lambda)$, where λ is the Lebesgue measure. Also, let $V = V_t$ be the solution of equation (3). Then*

$$(7) \quad \mathbb{E}[V_t] = (1 - e^{-\frac{t}{\theta}}) \tilde{V} + e^{-\frac{t}{\theta}} \mathbb{E}[\xi] + e^{-\frac{t}{\theta}} \int_0^t e^{\frac{s}{\theta}} \mathbb{E}[I_s] ds.$$

Remark 2.5. Obviously, the mean value function is a solution to the following Cauchy problem:

$$\begin{cases} \dot{m}(t) = -\frac{1}{\theta}(m(t) - \tilde{V}) + \mathbb{E}[I_t], \\ m(0) = \mathbb{E}[\xi]. \end{cases}$$

Moreover, if $I_t \equiv 0$, then $\lim_{t \rightarrow +\infty} m(t) = \tilde{V}$ (recall that $\theta > 0$). In the general case asymptotics of $m(t)$ depends on the asymptotics of $\mathbb{E}[I_t]$. For example, if $\mathbb{E}[I_t]$ is a continuous function, and $\lim_{t \rightarrow +\infty} \mathbb{E}[I_t] = A \in \mathbb{R}$, then $\lim_{t \rightarrow +\infty} m(t) = \tilde{V} + \theta A$, according to the L'Hospital's rule.

Remark 2.6. If I_s is a deterministic integrable function on $[0, t]$ for any $t > 0$, then

$$(8) \quad \mathbb{E}[V_t] = (1 - e^{-\frac{t}{\theta}}) \tilde{V} + e^{-\frac{t}{\theta}} \mathbb{E}[\xi] + e^{-\frac{t}{\theta}} \int_0^t e^{\frac{s}{\theta}} I_s ds.$$

Remark 2.7. If I is a stochastic process defined on a different probability space $(\Omega', \mathcal{F}', \mathbb{P}')$, let us denote \mathbb{E} as the expectation taken on $(\Omega, \mathcal{F}, \mathbb{P})$. If I has sample paths which are integrable in any interval $[0, T]$ for $T > 0$, then $\mathbb{E}[V_t]$ is a stochastic process on $(\Omega', \mathcal{F}', \mathbb{P}')$. Indeed for fixed $\omega' \in \Omega'$, $s \mapsto I_s(\omega')$ is a deterministic function and then equation (8) holds, becoming

$$\mathbb{E}[V_t(\cdot, \omega')] = (1 - e^{-\frac{t}{\theta}}) \tilde{V} + e^{-\frac{t}{\theta}} \mathbb{E}[\xi] + e^{-\frac{t}{\theta}} \int_0^t e^{\frac{s}{\theta}} I_s(\omega') ds.$$

In this case, we do not need any hypothesis on the mean function of I , but only the integrability of its paths.

2.4. The covariance and variance functions. Analytic formulas. Bearing in mind that the main feature of the process V is revealed by its covariance function, we calculate it for zero forcing term and expand to non-zero case. Based on this, it is easy to calculate a variance function. There are two approaches to the calculation of covariance function of the fractional Ornstein-Uhlenbeck process. One of them is based on its harmonizable representation, another one is based on its representation as the Wiener integral w.r.t. the fBm.

2.4.1. Covariance function via harmonizable representation. In order to calculate the covariance function in terms of the harmonizable representation, we introduce the stationary fractional Ornstein-Uhlenbeck process U^H with parameter $\frac{1}{\theta}$ (sfOU for short), as described in [11]. This process is the unique solution to the equation

$$(9) \quad dU_t^H = -\frac{1}{\theta}U_t^H dt + \sigma dB_t^H,$$

that is a stationary Gaussian process. According to [11], a general solution $U_t^{H,\eta}$ of this equation with initial value $U_0^{H,\eta} = \eta$, where η is a square integrable random variable, has the form

$$U_t^{H,\eta} = e^{-\frac{t}{\theta}} \left(\eta + \sigma \int_0^t e^{\frac{s}{\theta}} dB_s^H \right), \quad t \geq 0$$

and the only stationary solution of equation (9) admits $\eta = \sigma \int_{-\infty}^0 e^{\frac{s}{\theta}} dB_s^H$. Hence

$$U_t^H = \sigma \int_{-\infty}^t e^{-\frac{t-s}{\theta}} dB_s^H$$

which is a stationary long-range dependent process for $H > \frac{1}{2}$, while is short-range dependent for $H < \frac{1}{2}$.

A closed form of its covariance function for $H \in (0, 1)$ was obtained in [29], see also [11], Remark 2.4. It has a form

$$(10) \quad \rho(s) := \text{Cov}(U_t^H, U_{t+s}^H) = \sigma^2 \theta^2 C_H \int_{-\infty}^{+\infty} \frac{|x|^{1-2H}}{1 + \theta^2 x^2} e^{isx} dx,$$

where $C_H = \frac{\Gamma(2H+1) \sin(\pi H)}{2\pi}$. It is also shown in [11] that, for $s \rightarrow \infty$, the covariance function admits the following asymptotic expression for any $H \in (0, 1) \setminus \{1/2\}$, $N = 1, 2, \dots$ and for fixed t :

$$\text{Cov}(U_t^H, U_{t+s}^H) = \frac{1}{2} \sigma^2 \sum_{n=1}^N \theta^{2n} \left(\prod_{k=0}^{2n-1} (2H - k) \right) s^{2H-2n} + O(s^{2H-2N-2}).$$

In particular, for $N = 1$, we obtain

$$(11) \quad \text{Cov}(U_t^H, U_{t+s}^H) = \sigma^2 \theta^2 H(2H - 1) s^{2H-2} + O(s^{2H-4}).$$

For $\frac{1}{2} < H < 1$, we have $-1 < 2H - 2 < 0$, then $\text{Cov}(U_t^H, U_{t+s}^H) \sim K s^{2H-2}$ as $s \rightarrow +\infty$, for some constant K , saying, as usual, that $f \sim g$ if $\lim_{s \rightarrow +\infty} \frac{f(s)}{g(s)} = 1$. Hence the long-range dependence of the process U^H for $H > \frac{1}{2}$ follows. Conversely, for $0 < H < \frac{1}{2}$ we have $-2 < 2H - 2 < -1$ whence the short-range dependence follows.

Using these results and Theorem 2.3 in [11] we can get the covariance function in the following symmetric form.

Lemma 2.8. *Let $U^{H,x} = U_t^{H,x}$, $t \geq 0$ be a fOU process solving equation (9) with initial value $x \in \mathbb{R}$. Then its covariance does not depend on $x \in \mathbb{R}$ and has a form*

$$(12) \quad \begin{aligned} R_H(t, s) &:= \text{Cov}(U_t^{H,x}, U_s^{H,x}) \\ &= \sigma^2 \theta^2 C_H \int_{\mathbb{R}} (e^{isy} - e^{-\frac{s}{\theta}}) \overline{(e^{ity} - e^{-\frac{t}{\theta}})} \frac{|y|^{1-2H}}{1 + \theta^2 y^2} dy. \end{aligned}$$

Proof. First note that

$$U_t^{H,x} - \mathbb{E}[U_t^{H,x}] = \sigma \int_0^t e^{-\frac{t-v}{\theta}} dB_v^H.$$

Let $s \geq t$. Then we have

$$\begin{aligned}
 R_H(t, s) &= \sigma^2 \mathbb{E} \left[\left(\int_0^t e^{-\frac{t-v}{\theta}} dB_v^H \right) \left(\int_0^s e^{-\frac{s-u}{\theta}} dB_u^H \right) \right] \\
 &= \sigma^2 \left(\mathbb{E} \left[\left(\int_{-\infty}^t e^{-\frac{t-v}{\theta}} dB_v^H - \int_{-\infty}^0 e^{-\frac{t-v}{\theta}} dB_v^H \right) \right. \right. \\
 &\quad \left. \left. \times \left(\int_{-\infty}^s e^{-\frac{s-u}{\theta}} dB_u^H - \int_{-\infty}^0 e^{-\frac{s-u}{\theta}} dB_u^H \right) \right] \right) \\
 &= \sigma^2 \left(\mathbb{E} \left[\left(\int_{-\infty}^t e^{-\frac{t-v}{\theta}} dB_v^H \right) \left(\int_{-\infty}^s e^{-\frac{s-u}{\theta}} dB_u^H \right) \right] \right. \\
 &\quad - \mathbb{E} \left[\left(\int_{-\infty}^0 e^{-\frac{t-v}{\theta}} dB_v^H \right) \left(\int_{-\infty}^s e^{-\frac{s-u}{\theta}} dB_u^H \right) \right] \\
 &\quad - \mathbb{E} \left[\left(\int_{-\infty}^t e^{-\frac{t-v}{\theta}} dB_v^H \right) \left(\int_{-\infty}^0 e^{-\frac{s-u}{\theta}} dB_u^H \right) \right] \\
 &\quad \left. + \mathbb{E} \left[\left(\int_{-\infty}^0 e^{-\frac{t-v}{\theta}} dB_v^H \right) \left(\int_{-\infty}^0 e^{-\frac{s-u}{\theta}} dB_u^H \right) \right] \right) \\
 &= \rho(s-t) - e^{-\frac{t}{\theta}} \rho(s) - e^{-\frac{s}{\theta}} \rho(t) + e^{-\frac{t+s}{\theta}} \rho(0).
 \end{aligned} \tag{13}$$

It follows immediately from the last line of (13) and symmetry of R_H w.r.t. t and s as well as the symmetry of the integrals involved, that

$$\begin{aligned}
 R_H(t, s) &= \sigma^2 \theta^2 C_H \left(\int_{\mathbb{R}} \frac{|y|^{1-2H}}{1 + \theta^2 y^2} e^{i(s-t)y} dy - \int_{\mathbb{R}} \frac{|y|^{1-2H}}{1 + \theta^2 y^2} e^{isy - \frac{t}{\theta}} dy \right. \\
 &\quad \left. - \int_{\mathbb{R}} \frac{|y|^{1-2H}}{1 + \theta^2 y^2} e^{ity - \frac{s}{\theta}} dy + e^{-\frac{t+s}{\theta}} \int_{\mathbb{R}} \frac{|y|^{1-2H}}{1 + \theta^2 y^2} dy \right) \\
 &= \sigma^2 \theta^2 C_H \int_{\mathbb{R}} \left(e^{isy} (e^{-ity} - e^{-\frac{t}{\theta}}) - e^{-\frac{s}{\theta}} (e^{-ity} - e^{-\frac{t}{\theta}}) \right) \frac{|y|^{1-2H}}{1 + \theta^2 y^2} dy \\
 &= \sigma^2 \theta^2 C_H \int_{\mathbb{R}} (e^{isy} - e^{-\frac{s}{\theta}}) \overline{(e^{ity} - e^{-\frac{t}{\theta}})} \frac{|y|^{1-2H}}{1 + \theta^2 y^2} dy.
 \end{aligned}$$

□

□

2.4.2. Covariance function via the representation of fOU as the Wiener integral w.r.t. the fBm. Concerning the calculation of the covariance function of the fOU process based on its representation as the Wiener integral w.r.t. fBm, we recall that for $H > 1/2$

$$\mathbb{E} \left(\int_0^s f(u) dB_u^H \int_0^t f(v) dB_v^H \right) = H(2H-1) \int_0^s \int_0^t f(u) f(v) |u-v|^{2H-2} dv du,$$

for any measurable function f , for which the right-hand side of this equality is well defined, while for $H < 1/2$ and any continuous function f of bounded variation we have that

$$\int_0^s f(u) dB_u^H = B_s^H f(s) - \int_0^s B_u^H df(u).$$

With the help of these facts, and applying the representation of covariance function from [25], we can write it for any $H \in (0, 1)$ and $t \geq s \geq 0$ in the following non-symmetric w.r.t. s and t form that permits to avoid the absolute values of the time differences:

$$(14) \quad R_H(t, s) = \frac{H\sigma^2}{2} \left(-e^{-\frac{s-t}{\theta}} \int_0^{t-s} e^{\frac{z}{\theta}} z^{2H-1} dz + e^{-\frac{t-s}{\theta}} \int_{t-s}^t e^{-\frac{z}{\theta}} z^{2H-1} dz \right. \\ \left. - e^{-\frac{t+s}{\theta}} \int_s^t e^{\frac{z}{\theta}} z^{2H-1} dz + e^{-\frac{s-t}{\theta}} \int_0^s e^{-\frac{z}{\theta}} z^{2H-1} dz + 2e^{-\frac{t+s}{\theta}} \int_0^t e^{\frac{z}{\theta}} z^{2H-1} dz \right).$$

2.4.3. Covariance function of ffOU. Now we proceed with the covariance function for ffOU process, i.e., fOU process with non-zero forcing term I . Denote $c(u, v) = \text{Cov}(I_u, I_v)$. From now on, we assume that the initial value $\xi = x \in \mathbb{R}$. The proof of the following proposition immediately follows from the representation (5).

Lemma 2.9. *With the notation specified in subsection 2.1, let ξ be a degenerate random variable. Suppose I is a stochastic process defined on $(\Omega, \mathcal{F}, \mathbb{P})$ such that:*

- (i) *For any $t > 0$, $I_t \in L^2(\Omega, \mathcal{F}, \mathbb{P})$.*
- (ii) *For any $T > 0$, $t \mapsto \mathbb{E}[|I_t|]$ is integrable in $[0, T]$.*
- (iii) *For any $(t, s) \in \mathbb{R}^2$ such that $t, s > 0$, $(u, v) \mapsto c(u, v)$ is integrable in $[0, t] \times [0, s]$.*
- (iv) *For any $t, s > 0$ random variables I_t and B_s^H are uncorrelated.*

Then

$$(15) \quad \text{Cov}(V_t, V_s) = e^{-\frac{t+s}{\theta}} \iint_{[0, t] \times [0, s]} e^{\frac{u+v}{\theta}} c(u, v) du dv + R_H(t, s).$$

Remark 2.10. From (12) we get the following representation of the covariance function of V_t :

$$\text{Cov}(V_t, V_s) = e^{-\frac{t+s}{\theta}} \iint_{[0, t] \times [0, s]} e^{\frac{u+v}{\theta}} c(u, v) du dv \\ + \sigma^2 \theta^2 C_H \int_{\mathbb{R}} (e^{isy} - e^{-\frac{s}{\theta}}) \left(\overline{e^{ity} - e^{-\frac{t}{\theta}}} \right) \frac{|y|^{1-2H}}{1 + \theta^2 y^2} dy.$$

Remark 2.11. If I and B^H are correlated stochastic processes, then we denote $J_t = \int_0^t e^{\frac{s}{\theta}} I_s ds$ and get two cross covariances $\text{Cov}(J_t, U_s^{H,x})$ and $\text{Cov}(U_t^{H,x}, J_s)$ that cannot be neglected. In particular, notice that

$$\text{Cov}(U_t^{H,x}, J_s) = \mathbb{E}[U_t^{H,0} J_s] \quad \text{Cov}(J_t, U_s^{H,x}) = \mathbb{E}[J_t U_s^{H,0}].$$

Using this observation, we can obtain a more general formula

$$\text{Cov}(V_t, V_s) = e^{-\frac{t+s}{\theta}} \iint_{[0, t] \times [0, s]} e^{\frac{u+v}{\theta}} c(u, v) du dv + R_H(t, s) \\ + e^{-\frac{t}{\theta}} \mathbb{E}[J_t U_s^{H,0}] + e^{-\frac{t+s}{\theta}} \mathbb{E}[U_t^{H,0} J_s].$$

Remark 2.12. If I is a deterministic function, then the covariance function of the process V_t does not depend on I (since $c(u, v) = 0$ for all $u, v > 0$), so it coincides with the covariance function of the fOU process with deterministic initial value and parameter $\frac{1}{\theta}$, that is to say $\text{Cov}(V_t, V_s) = R_H(t, s)$ and then $\text{Cov}(V_t, V_{t+s}) \sim K s^{2H-2}$, preserving the long-range dependence and the short-range dependence respectively for $H > \frac{1}{2}$ and $H < \frac{1}{2}$. This also happens if I is a stochastic process defined on a different probability space $(\Omega', \mathcal{F}', \mathbb{P}')$. It is important to notice that

in such case $\text{Cov}(V_t, V_{t+s})$, calculated for any fixed $\omega' \in \Omega'$ w.r.t. the measure \mathbb{P} is still a deterministic function.

2.4.4. Variance function. Let us put $s = t$ in equation (15) and get, under the hypothesis of proposition 2.9, the following variance function

$$(16) \quad \text{Var}[V_t] = R_H(t, t) + e^{-\frac{2t}{\theta}} \iint_{[0,t]^2} e^{\frac{v+u}{\theta}} c(u, v) dudv.$$

Moreover, if I and B^H are correlated, then we obtain the more general formula

$$(17) \quad \begin{aligned} \text{Var}[V_t] &= R_H(t, t) + e^{-\frac{2t}{\theta}} \iint_{[0,t]^2} e^{\frac{v+u}{\theta}} c(u, v) dudv \\ &\quad + 2e^{-\frac{t}{\theta}} \mathbb{E}[J_t U_t^{H,0}] \end{aligned}$$

with J_t defined as before. With the harmonizable representation, the formulas (16) and (17) become, respectively,

$$\begin{aligned} \text{Var}[V_t] &= \sigma^2 \theta^2 C_H \int_{\mathbb{R}} |e^{ity} - e^{-\frac{t}{\theta}}|^2 \frac{|y|^{1-2H}}{1 + \theta^2 y^2} dy \\ &\quad + e^{-\frac{2t}{\theta}} \iint_{[0,t]^2} e^{\frac{v+u}{\theta}} c(u, v) dudv, \end{aligned}$$

and

$$\begin{aligned} \text{Var}[V_t] &= \sigma^2 \theta^2 C_H \int_{\mathbb{R}} |e^{ity} - e^{-\frac{t}{\theta}}|^2 \frac{|y|^{1-2H}}{1 + \theta^2 y^2} dy \\ &\quad + e^{-\frac{2t}{\theta}} \iint_{[0,t]^2} e^{\frac{v+u}{\theta}} c(u, v) dudv + 2e^{-\frac{t}{\theta}} \mathbb{E}[J_t U_t^{H,0}]. \end{aligned}$$

In particular, if I is a deterministic function, then simply

$$(18) \quad \text{Var}[V_t] = \sigma^2 \theta^2 C_H \int_{\mathbb{R}} |e^{ity} - e^{-\frac{t}{\theta}}|^2 \frac{|y|^{1-2H}}{1 + \theta^2 y^2} dy.$$

2.5. Covariance and variance as the functions of time and Hurst index. Asymptotic behavior.

2.5.1. Asymptotic behavior of covariance. Non-random forcing term. It is easy to see that both representations (12) and (14) for the covariance function of the fOU process (and even more of the ffOU process) are not so simple as to immediately analyze their behavior regarding parameters t , s and H . Therefore we will analyze their asymptotics with respect to these parameters. To start, note that in [11] the authors proved the following asymptotic expansion for fixed $t \geq 0$, $N = 1, 2, \dots$ and $s \rightarrow +\infty$:

$$\begin{aligned} R_H(t, t+s) &= \frac{1}{2} \sigma^2 \sum_{n=1}^N \theta^{2n} \left(\prod_{k=0}^{2n-1} (2H - k) \right) \left[s^{2H-2n} - e^{-\frac{t}{\theta}} (t+s)^{2H-2n} \right] \\ &\quad + O(s^{2H-2N-2}), \end{aligned}$$

which, for $N = 1$, becomes

$$R_H(t, t+s) = \sigma^2 \theta^2 H(2H-1) (s^{2H-2} - e^{-\frac{t}{\theta}} (t+s)^{2H-2}) + O(s^{2H-4})$$

so that also $R_H(t, t+s) \sim Ks^{2H-2}$ for some constant K . For this reason we can conclude that $U_t^{H,x}$, as well as U_t^H , demonstrates a time non-homogeneous long-range dependence for $H > \frac{1}{2}$ and a time non-homogeneous short-range dependence for $H < \frac{1}{2}$.

Concerning the value of the constant K , Figure 1 on the left demonstrates that the tails of $s \mapsto R_H(t, t+s)$ as $s \rightarrow \infty$ depend on the Hurst parameter and they are slower in convergence to 0 as H grows. Let us investigate the asymptotic behavior of the covariance function at the boundaries, i.e., as $H \rightarrow 1$ and $H \rightarrow 0$. Recall that for $H = 1$ we have that $B_t^1 = t\xi$, where $\xi = \mathcal{N}(0, 1)$. Therefore, for $H = 1$ and any continuous function f , it holds that $\int_0^t f(s)dB_s^1 = \xi \int_0^t f(s)ds$. It means that

$$\int_0^t e^{\frac{s}{\theta}} dB_s^1 = \xi \int_0^t e^{\frac{s}{\theta}} ds = \xi \theta (e^{\frac{t}{\theta}} - 1).$$

To construct fOU process with $H = 0$, consider $\eta = \{\eta_t, t \geq 0\}$ the Gaussian white noise process with variance $\frac{1}{2}$, i.e. the η_t 's are i.i.d. $\mathcal{N}(0, \frac{1}{2})$ -distributed random variables. Set

$$(19) \quad B_t^0 := \eta_t - \eta_0, \quad t \geq 0.$$

It was proved in [5, Lemma 4.1] that the finite-dimensional distributions of B^H converge weakly to the finite-dimensional distributions of B^0 as $H \rightarrow 0$. Therefore we put the fBm at zero to be equal B^0 , and respectively,

$$(20) \quad \int_0^t e^{\frac{s}{\theta}} dB_s^0 = B_t^0 e^{\frac{t}{\theta}} - \theta^{-1} \int_0^t e^{\frac{s}{\theta}} B_s^0 ds,$$

where B^0 is taken from (19).

Theorem 2.13. *Let a forcing term I and an initial value be non-random. Then*

- (i) *The function $\text{Cov}(V_t, V_s) = R_H(t, s)$ as a function of $H \in (0, 1)$ and $(s, t) \in \mathbb{R}_+^2$ is continuous on $(0, 1) \times \mathbb{R}_+^2$.*
- (ii) *For any $(s, t) \in \mathbb{R}_+^2$*

$$(21) \quad \lim_{H \rightarrow 1} R_H(t, s) = \sigma^2 \theta^2 (1 - e^{-\frac{s}{\theta}}) (1 - e^{-\frac{t}{\theta}}).$$

This result coincides with the formula that can be obtained if we directly substitute $B_t^1 = t\xi$ into equality (5). So, if we put

$$R_1(t, s) = \sigma^2 \theta^2 (1 - e^{-\frac{s}{\theta}}) (1 - e^{-\frac{t}{\theta}}),$$

then $R_H(t, s)$ becomes continuous on $(0, 1] \times \mathbb{R}_+^2$.

- (iii) *For any $(s, t) \in \mathbb{R}_+^2$*

$$(22) \quad \lim_{H \rightarrow 0} R_H(t, s) = \begin{cases} 0, & \text{if } s \wedge t = 0; \\ \frac{\sigma^2}{2} e^{-\frac{t+s}{\theta}} & \text{if } s \neq t \text{ and } s \wedge t > 0; \\ \frac{\sigma^2}{2} \left(1 + e^{-\frac{2t}{\theta}}\right) & \text{if } s = t > 0. \end{cases}$$

This result coincides with the formula that can be obtained if we directly substitute $B_t^0 = \eta_t$ into equality (5). So, if we put

$$R_0(t, s) = \begin{cases} 0, & \text{if } s \wedge t = 0; \\ \frac{\sigma^2}{2} e^{-\frac{t+s}{\theta}} & \text{if } s \neq t \text{ and } s \wedge t > 0; \\ \frac{\sigma^2}{2} \left(1 + e^{-\frac{2t}{\theta}}\right) & \text{if } s = t > 0. \end{cases}$$

$R_H(t, s)$ is a continuous function on $[0, 1]$ for any fixed t, s . However, as a function of the three variables (H, t, s) , it is discontinuous at point $H = 0$ on the axes $s = 0$ and $t = 0$ and on the straight line $t = s$.

Proof. Item (i) is evident. Concerning (ii), using dominated convergence theorem, we can go to the limit as $H \rightarrow 1$ in (14) and get that

$$(23) \quad \lim_{H \rightarrow 1} R_H(t, s) = \frac{\sigma^2}{2} \left(-e^{\frac{s-t}{\theta}} \int_0^{t-s} e^{\frac{z}{\theta}} z dz + e^{\frac{t-s}{\theta}} \int_{t-s}^t e^{-\frac{z}{\theta}} z dz \right. \\ \left. - e^{-\frac{t+s}{\theta}} \int_s^t e^{\frac{z}{\theta}} z dz + e^{\frac{s-t}{\theta}} \int_0^s e^{-\frac{z}{\theta}} z dz + 2e^{-\frac{t+s}{\theta}} \int_0^t e^{\frac{z}{\theta}} z dz \right).$$

Integrating in all integrals in (23), we have

$$\begin{aligned} \lim_{H \rightarrow 1} R_H(t, s) &= \frac{\sigma^2}{2} \left(-\theta(t-s) + \theta^2 - \theta^2 e^{\frac{s-t}{\theta}} - \theta t e^{-\frac{s}{\theta}} + \theta(t-s) - \theta^2 e^{-\frac{s}{\theta}} + \theta^2 + \right. \\ &\quad \left. - \theta t e^{-\frac{s}{\theta}} + \theta s e^{-\frac{t}{\theta}} + \theta^2 e^{-\frac{s}{\theta}} - \theta^2 e^{-\frac{t}{\theta}} - \theta s e^{-\frac{t}{\theta}} - \theta^2 e^{-\frac{t}{\theta}} + \theta^2 e^{\frac{s-t}{\theta}} + \right. \\ &\quad \left. + 2\theta t e^{-\frac{s}{\theta}} - 2\theta^2 e^{-\frac{s}{\theta}} + 2\theta^2 e^{-\frac{t+s}{\theta}} \right) \\ &= \sigma^2 \theta^2 (1 - e^{-\frac{s}{\theta}})(1 - e^{-\frac{t}{\theta}}), \end{aligned}$$

so we get equation (21).

Furthermore, for $H = 1$ and any continuous function f , it holds that

$$\int_0^t f(s) dB_s^1 = \xi \int_0^t f(s) ds.$$

Hence, it is easy to see, substituting $f(s) = e^{\frac{s}{\theta}}$, that the process V_t becomes

$$V_t = \mathbb{E}[V_t] + \theta \sigma \xi (1 - e^{-\frac{t}{\theta}})$$

and so the covariance is given by

$$R_H(t, s) = \sigma^2 \theta^2 (1 - e^{-\frac{s}{\theta}})(1 - e^{-\frac{t}{\theta}})$$

that is the same value for the covariance as in the right-hand side of (21).

Concerning (iii), let us work with $t \geq s \geq 0$, since $R_H(t, s)$ is symmetric in t and s . We have to distinguish three cases. First, if $s = 0$, then $R_H(t, 0) \equiv 0$ and also $\lim_{H \rightarrow 0} R_H(t, 0) = 0$, which is the first case of the right hand side of (22).

For the second case, if $t > s > 0$, let us first rewrite $R_H(t, s)$ as

$$(24) \quad R_H(t, s) = \frac{\sigma^2}{4} \left(-e^{\frac{s-t}{\theta}} \int_0^{t-s} e^{\frac{z}{\theta}} 2H z^{2H-1} dz + e^{\frac{t-s}{\theta}} \int_{t-s}^t e^{-\frac{z}{\theta}} 2H z^{2H-1} dz + \right. \\ \left. - e^{-\frac{t+s}{\theta}} \int_s^t e^{\frac{z}{\theta}} 2H z^{2H-1} dz + e^{\frac{s-t}{\theta}} \int_0^s e^{-\frac{z}{\theta}} 2H z^{2H-1} dz + \right. \\ \left. + 2e^{-\frac{t+s}{\theta}} \int_0^t e^{\frac{z}{\theta}} 2H z^{2H-1} dz \right).$$

Now, recalling that

$$(25) \quad \int_x^y 2H e^{az} z^{2H-1} dz = y^{2H} e^{ay} - x^{2H} e^{ax} - a \int_x^y e^{az} z^{2H} dz$$

we have from equation (24)

(26)

$$\begin{aligned}
R_H(t, s) &= \frac{\sigma^2}{4} \left(-(t-s)^{2H} + \frac{e^{\frac{s-t}{\theta}}}{\theta} \int_0^{t-s} e^{\frac{z}{\theta}} z^{2H} dz + t^{2H} e^{-\frac{s}{\theta}} - (t-s)^{2H} \right. \\
&\quad + \frac{e^{\frac{t-s}{\theta}}}{\theta} \int_{t-s}^t e^{-\frac{z}{\theta}} z^{2H} dz - t^{2H} e^{-\frac{s}{\theta}} + s^{2H} e^{-\frac{t}{\theta}} + \frac{e^{-\frac{t+s}{\theta}}}{\theta} \int_s^t e^{\frac{z}{\theta}} z^{2H} dz \\
&\quad \left. + s^{2H} e^{-\frac{t}{\theta}} + \frac{e^{\frac{s-t}{\theta}}}{\theta} \int_0^s e^{-\frac{z}{\theta}} z^{2H} dz + 2t^{2H} e^{-\frac{s}{\theta}} - 2\frac{e^{-\frac{t+s}{\theta}}}{\theta} \int_0^t e^{\frac{z}{\theta}} z^{2H} dz \right) \\
&= \frac{\sigma^2}{4} \left(-2(t-s)^{2H} + 2t^{2H} e^{-\frac{s}{\theta}} + 2s^{2H} e^{-\frac{t}{\theta}} + \frac{e^{\frac{s-t}{\theta}}}{\theta} \int_0^{t-s} e^{\frac{z}{\theta}} z^{2H} dz \right. \\
&\quad + \frac{e^{\frac{t-s}{\theta}}}{\theta} \int_{t-s}^t e^{-\frac{z}{\theta}} z^{2H} dz + \frac{e^{-\frac{t+s}{\theta}}}{\theta} \int_s^t e^{\frac{z}{\theta}} z^{2H} dz \\
&\quad \left. + \frac{e^{\frac{s-t}{\theta}}}{\theta} \int_0^s e^{-\frac{z}{\theta}} z^{2H} dz - 2\frac{e^{-\frac{t+s}{\theta}}}{\theta} \int_0^t e^{\frac{z}{\theta}} z^{2H} dz \right).
\end{aligned}$$

Now we can use dominated convergence theorem in equation (26) to obtain

$$\begin{aligned}
\lim_{H \rightarrow 0} R_H(t, s) &= \frac{\sigma^2}{4} \left(-2 + 2e^{-\frac{s}{\theta}} + 2e^{-\frac{t}{\theta}} + \frac{e^{\frac{s-t}{\theta}}}{\theta} \int_0^{t-s} e^{\frac{z}{\theta}} dz + \frac{e^{\frac{t-s}{\theta}}}{\theta} \int_{t-s}^t e^{-\frac{z}{\theta}} dz + \right. \\
&\quad \left. \frac{e^{-\frac{t+s}{\theta}}}{\theta} \int_s^t e^{\frac{z}{\theta}} dz + \frac{e^{\frac{s-t}{\theta}}}{\theta} \int_0^s e^{-\frac{z}{\theta}} dz - 2\frac{e^{-\frac{t+s}{\theta}}}{\theta} \int_0^t e^{\frac{z}{\theta}} dz \right) = \frac{\sigma^2}{2} e^{-\frac{t+s}{\theta}}
\end{aligned}$$

which is the second case of the right hand side of (22).

For the third case, let us consider $t = s > 0$. Then we have

$$(27) \quad R_H(t, t) = \frac{\sigma^2}{2} \left(\int_0^t e^{-\frac{z}{\theta}} 2H z^{2H-1} dz + e^{-\frac{2t}{\theta}} \int_0^t e^{\frac{z}{\theta}} 2H z^{2H-1} dz \right).$$

By using equation (25) we obtain from (27)

$$R_H(t, t) = \frac{\sigma^2}{2} \left(2t^{2H} e^{-\frac{t}{\theta}} + \frac{1}{\theta} \int_0^t e^{-\frac{z}{\theta}} z^{2H} dz - \frac{e^{-\frac{2t}{\theta}}}{\theta} \int_0^t e^{\frac{z}{\theta}} z^{2H} dz \right),$$

thus we can now use dominated convergence theorem to obtain

$$\begin{aligned}
\lim_{H \rightarrow 0} R_H(t, t) &= \frac{\sigma^2}{2} \left(2e^{-\frac{t}{\theta}} + \frac{1}{\theta} \int_0^t e^{-\frac{z}{\theta}} dz - \frac{e^{-\frac{2t}{\theta}}}{\theta} \int_0^t e^{\frac{z}{\theta}} dz \right) \\
&= \frac{\sigma^2}{2} \left(1 + e^{-\frac{2t}{\theta}} \right)
\end{aligned}$$

which is the third case of the right hand side of (22).

Finally, for $H = 0$, using equation (20), we have

$$V_t = \mathbb{E}[V_t] + \sigma B_t^0 - e^{-\frac{t}{\theta}} \frac{\sigma}{\theta} \int_0^t e^{\frac{z}{\theta}} B_z^0 dz.$$

It is obvious, since V_0 is deterministic, that if $t \wedge s = 0$, we have $\text{Cov}(V_t, V_s) = 0$ and then we have the first case of the right hand side of (22).

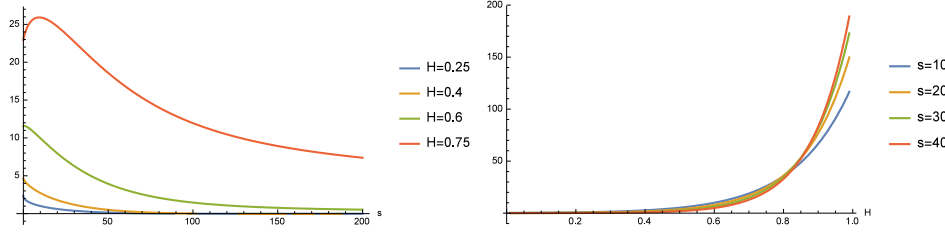


FIGURE 1. The covariance function $R_H(t, t+s)$ for $\theta = 30$, $\sigma = 1$, $t = 10$ for a non-random I : on the left as a function of s for different values of H ; on the right as a function of H for different values of s .

Suppose that $t \wedge s > 0$ and observe that the covariance of V_t is given by

$$(28) \quad \begin{aligned} R_H(t, s) = & \sigma^2 \mathbb{E}[B_t^0 B_s^0] - e^{-\frac{t}{\theta}} \frac{\sigma^2}{\theta} \int_0^t e^{\frac{z}{\theta}} \mathbb{E}[B_z^0 B_t^0] dz \\ & - e^{-\frac{s}{\theta}} \frac{\sigma^2}{\theta} \int_0^s e^{\frac{z}{\theta}} \mathbb{E}[B_z^0 B_s^0] dz + e^{-\frac{t+s}{\theta}} \frac{\sigma^2}{\theta^2} \int_0^t \int_0^s e^{\frac{u+v}{\theta}} \mathbb{E}[B_u^0 B_v^0] dudv. \end{aligned}$$

Recall now that (see [5, Lemma 4.1])

$$\mathbb{E}[B_u^0 B_v^0] = \begin{cases} 0 & t \wedge s = 0, \\ \frac{1}{2} & t \neq s \text{ and } t, s > 0, \\ 1 & t = s > 0. \end{cases}$$

Let us first consider the case in which $t \neq s$. Then equation (28) becomes

$$\begin{aligned} R_H(t, s) &= \frac{\sigma^2}{2} - e^{-\frac{t}{\theta}} \frac{\sigma^2}{2\theta} \int_0^t e^{\frac{z}{\theta}} dz \\ &\quad - e^{-\frac{s}{\theta}} \frac{\sigma^2}{2\theta} \int_0^s e^{\frac{z}{\theta}} dz + e^{-\frac{t+s}{\theta}} \frac{\sigma^2}{2\theta^2} \int_0^t \int_0^s e^{\frac{u+v}{\theta}} dudv \\ &= \frac{\sigma^2}{2} - \frac{\sigma^2}{2} + \frac{\sigma^2}{2} e^{-\frac{t}{\theta}} - \frac{\sigma^2}{2} + \frac{\sigma^2}{2} e^{-\frac{s}{\theta}} \\ &\quad + \frac{\sigma^2}{2} - \frac{\sigma^2}{2} e^{-\frac{t}{\theta}} - \frac{\sigma^2}{2} e^{-\frac{s}{\theta}} + \frac{\sigma^2}{2} e^{-\frac{t+s}{2}} = \frac{\sigma^2}{2} e^{-\frac{t+s}{2}} \end{aligned}$$

which is the second case of the right hand side of (22).

Now let us suppose that $t = s$. In this case

$$\begin{aligned} R_H(t, t) &= \sigma^2 - e^{-\frac{t}{\theta}} \frac{\sigma^2}{\theta} \int_0^t e^{\frac{z}{\theta}} dz + e^{-\frac{2t}{\theta}} \frac{\sigma^2}{2\theta^2} \left(\int_0^t e^{\frac{u}{\theta}} du \right)^2 \\ &= \sigma^2 - \sigma^2 + \sigma^2 e^{-\frac{t}{\theta}} + \frac{\sigma^2}{2} - \sigma^2 e^{-\frac{t}{\theta}} + \frac{\sigma^2}{2} e^{-\frac{2t}{\theta}} \\ &= \frac{\sigma^2}{2} \left(1 + e^{-\frac{2t}{\theta}} \right), \end{aligned}$$

that is the third case of the right hand side of (22). \square \square

The behavior described in this Lemma is shown in Figure 2.

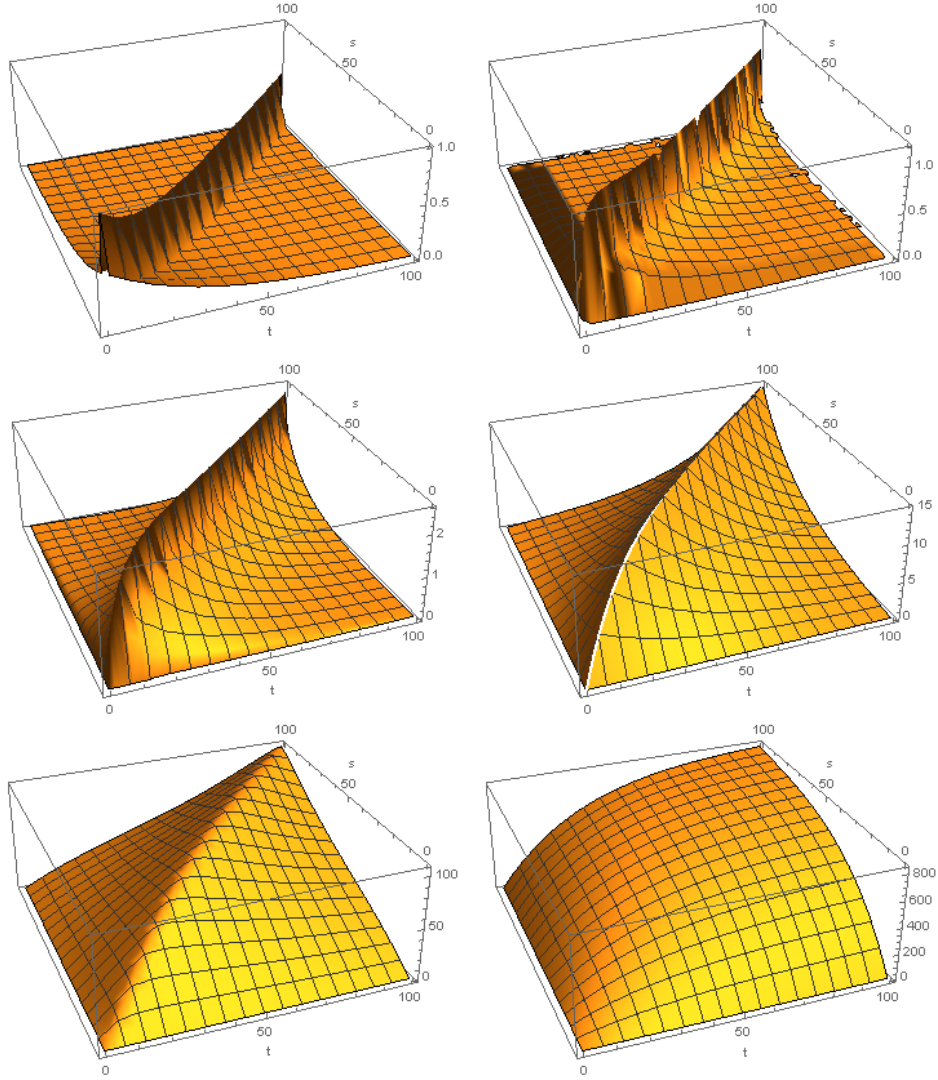


FIGURE 2. Plot of the function $R_H(t, s)$ for different values of H . Starting from the one in the upper left: $H = 0$, $H = 0.1$, $H = 0.25$, $H = 0.5$, $H = 0.75$, $H = 1$. Here we set $\theta = 30$ and $\sigma = 1$.

2.5.2. *Asymptotic behavior of variance. Non-random forcing term.* Let $t = s$. Due to simpler representations, we can better specify the asymptotic behavior of variance function as $t \rightarrow \infty$, in comparison with covariance.

Lemma 2.14. *Let I be a non-random function. Then*

$$(29) \quad \lim_{t \rightarrow +\infty} \text{Var}[V_t] = \sigma^2 \theta^{2H} H \Gamma(2H).$$

Proof. Equality (18) can be rewritten as

$$\text{Var}[V_t] = (1 + e^{-\frac{2t}{\theta}}) \sigma^2 \theta^2 C_H \int_{\mathbb{R}} \frac{|y|^{1-2H}}{1 + \theta^2 y^2} dy - 2e^{-\frac{t}{\theta}} \rho(t)$$

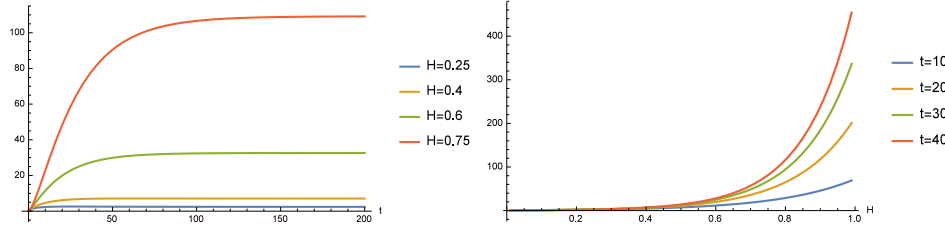


FIGURE 3. On the left: the function $Var_H(t)$ for a non-random I with $\theta = 30$, $\sigma = 1$ and different values of H . On the right: $Var_H(t)$ for a non-random I as a function of H for $\theta = 30$, $\sigma = 1$ and different values of t .

where $\rho(t)$ has been defined by equality (10). With the help of [16] (Formula 3.241 number 2), that is,

$$\int_0^\infty \frac{x^{\alpha-1}}{1+x^\beta} dx = \frac{\pi}{\beta \sin(\frac{\pi\alpha}{\beta})},$$

we are able to write this variance as

$$\text{Var}[V_t] = (1 + e^{-\frac{2t}{\theta}}) \frac{\sigma^2 \theta^{2H} \Gamma(2H+1)}{2} - 2e^{-\frac{t}{\theta}} \rho(t).$$

According to (11), $\rho(t) \sim K t^{2H-2} \rightarrow 0$ as $t \rightarrow +\infty$, and the equality (29) immediately follows. \square

Remark 2.15. The same result can be obtained if I is a stochastic process defined on $(\Omega', \mathcal{F}', \mathbb{P}')$. For $I_t = 0$ it was obtained in [21] but with the help of the Wiener integral representation. The proof presented now is much more elegant.

From now on, we will denote $Var_H(t) = \text{Var}[V_t]$. For a non-random I , the variance $Var_H(t)$ has got different horizontal asymptote depending on the value of the Hurst parameter H , as shown in Lemma 2.14. This asymptotic behavior can be seen in Figure 3 on left. Concerning the behavior of $Var_H(t)$ with respect to H , we can show the following corollary of Theorem 2.13.

Corollary 2.16. *Let a forcing term I and an initial value be non-random. Then*

- (i) *The function $Var_H(t) = R_H(t, t)$ as a function of $H \in (0, 1)$ and $t \in \mathbb{R}_+$ is continuous on $(0, 1) \times \mathbb{R}_+$.*
- (ii) *For any $t \in \mathbb{R}_+$*

$$\lim_{H \rightarrow 1} Var_H(t) = \sigma^2 \theta^2 (1 - e^{-\frac{t}{\theta}})^2.$$

This result coincides with the formula that can be obtained if we directly substitute $B_t^1 = t\xi$ into equality (5). So, if we put

$$Var_1(t) = \sigma^2 \theta^2 (1 - e^{-\frac{t}{\theta}})^2$$

then $Var_H(t)$ becomes continuous on $(0, 1] \times \mathbb{R}_+$.

- (iii) *For any $t \in \mathbb{R}_+$*

$$\lim_{H \rightarrow 0} Var_H(t) = \begin{cases} 0 & t = 0 \\ \frac{\sigma^2}{2} \left(1 + e^{-\frac{2t}{\theta}}\right) & t > 0. \end{cases}$$

This result coincides with the formula that can be obtained if we directly substitute $B_t^0 = \eta_t$ into equality (5). So, if we put

$$\text{Var}_0(t) = \begin{cases} 0 & t = 0 \\ \frac{\sigma^2}{2} \left(1 + e^{-\frac{2t}{\theta}}\right) & t > 0 \end{cases}$$

then $\text{Var}_H(t)$ is a continuous function on $[0, 1]$ for any fixed t . However, as a function of the two variables (H, t) , it is discontinuous at point $H = 0$ on the axis $t = 0$.

This behavior with respect to the Hurst parameter is represented in Figure 3 on the right.

2.5.3. On the asymptotic behavior of the covariance function. Random forcing term. Now, let I be stochastic. Denote $C(t, s) = \text{Cov}(V_t, V_s)$. In general, it is not obvious that $C(t, s) \rightarrow 0$ as $s \rightarrow +\infty$. The following proposition establishes some hypotheses under which $C(t, s) \rightarrow 0$ as $s \rightarrow +\infty$.

Lemma 2.17. *Suppose the forcing term I verifies the hypotheses of Lemma 2.9. Then $\lim_{s \rightarrow +\infty} C(t, s) = 0$ under one of the following additional hypothesis:*

- $\mathcal{L}1$ The function $v \mapsto \int_0^t e^{\frac{u+v}{\theta}} c(u, v) du$ is in $L^1(\mathbb{R}^+)$;
- $\mathcal{L}2$ The following properties are verified:

(i)

$$\lim_{s \rightarrow +\infty} \int_0^s \int_0^t e^{\frac{u+v}{\theta}} c(u, v) dudv = \infty;$$

(ii)

$$\lim_{s \rightarrow +\infty} \int_0^t e^{\frac{u}{\theta}} c(u, s) du = 0.$$

Moreover, property (ii) of hypothesis $\mathcal{L}2$ is assured if the following properties hold:

- (iii) There exists $k \in L^1([0, t])$ such that $|c(u, s)| \leq k(u)$ for almost all $u \in [0, t]$ and $s \geq 0$.
- (iv) $\lim_{s \rightarrow +\infty} c(u, s) = 0$.

Proof. Let us recall that now

$$C(t, s) = R_H(t, s) + e^{-\frac{t+s}{\theta}} \int_0^t \int_0^s e^{\frac{u+v}{\theta}} c(u, v) dv du,$$

and observe that

$$\lim_{s \rightarrow +\infty} R_H(t, s) = 0.$$

We want to evaluate the limit, applying Fubini theorem:

$$\lim_{s \rightarrow +\infty} \frac{\int_0^t \int_0^s e^{\frac{u+v}{\theta}} c(u, v) dv du}{e^{\frac{t+s}{\theta}}} = \lim_{s \rightarrow +\infty} \frac{\int_0^s \int_0^t e^{\frac{u+v}{\theta}} c(u, v) dv du}{e^{\frac{t+s}{\theta}}}.$$

Suppose we are under hypothesis $\mathcal{L}1$. Then

$$\lim_{s \rightarrow +\infty} \int_0^s \int_0^t e^{\frac{u+v}{\theta}} c(u, v) dv du = \int_0^{+\infty} \int_0^t e^{\frac{u+v}{\theta}} c(u, v) dv du < +\infty$$

and

$$\lim_{s \rightarrow +\infty} \frac{\int_0^s \int_0^t e^{\frac{u+v}{\theta}} c(u, v) dv du}{e^{\frac{t+s}{\theta}}} = 0.$$

Suppose now we are under hypothesis $\mathcal{L}2$. Then we can use L'Hospital's rule and get

$$\lim_{s \rightarrow +\infty} e^{-\frac{t+s}{\theta}} \int_0^t \int_0^s e^{\frac{u+v}{\theta}} c(u, v) dv du = \lim_{s \rightarrow +\infty} \frac{\int_0^t e^{\frac{u}{\theta}} c(u, s) du}{\frac{1}{\theta} e^{\frac{t}{\theta}}} = 0.$$

Finally, let us observe that properties (iii) and (iv) allow us to use dominated convergence theorem, because

$$e^{\frac{u}{\theta}} |c(u, s)| \leq e^{\frac{t}{\theta}} k(u),$$

whence

$$\lim_{s \rightarrow +\infty} \int_0^t e^{\frac{u}{\theta}} c(u, s) du = \int_0^t \lim_{s \rightarrow +\infty} e^{\frac{u}{\theta}} c(u, s) du = 0,$$

that is property (ii). \square

We have already shown in Remark 2.12 that if I is non-random, then $C(t, s) \sim K s^{2H-2}$ for some constant K . The following proposition provides some hypothesis under which $C(t, s) \sim K s^{2H-2}$ even if I is a stochastic process.

Theorem 2.18. *Suppose the forcing term I verifies the hypotheses of Lemma 2.9. Then, $C(t, s) \sim K s^{2H-2}$ for some constant K under one of the following additional hypothesis: hypothesis $\mathcal{L}1$ from Lemma 2.17 or*

$\mathcal{L}2'$ *The following properties are verified:*

(i)

$$\lim_{s \rightarrow +\infty} \int_0^s \int_0^t e^{\frac{u+v}{\theta}} c(u, v) du dv = \infty;$$

(ii)'

$$\lim_{s \rightarrow +\infty} s^{2-2H} \int_0^t e^{\frac{u}{\theta}} c(u, s) du = 0.$$

Moreover property (ii)' of hypothesis $\mathcal{L}2'$ is assured by the following properties:

(iii)' *there exists $k \in L^1([0, t])$ such that $s^{2-2H} |c(u, s)| \leq k(u)$ for almost all $u \in [0, t]$ and $s \geq 0$;*

(iv)' $\lim_{s \rightarrow +\infty} s^{2-2H} c(u, s) = 0$.

Proof. Recalling that $R_H(t, s) \sim K s^{2H-2}$, let us evaluate, using Fubini's theorem as before,

$$(30) \quad \lim_{s \rightarrow +\infty} \frac{s^{2H-2} e^{\frac{t+s}{\theta}}}{\int_0^s \int_0^t e^{\frac{u+v}{\theta}} c(u, v) du dv}.$$

If we are under hypothesis $\mathcal{L}1$, we have

$$\lim_{s \rightarrow +\infty} \frac{s^{2H-2} e^{\frac{t+s}{\theta}}}{\int_0^s \int_0^t e^{\frac{u+v}{\theta}} c(u, v) du dv} = \infty.$$

Suppose then we are under hypothesis $\mathcal{L}2'$. Then we can use L'Hospital's rule in equation (30) to obtain

$$\lim_{s \rightarrow +\infty} \frac{(2H-2)s^{2H-3} e^{\frac{t+s}{\theta}} + \frac{1}{\theta} s^{2H-2} e^{\frac{t+s}{\theta}}}{\int_0^t e^{\frac{u+s}{\theta}} c(u, s) du} = \lim_{s \rightarrow +\infty} \frac{(2H-2)s^{2H-3} e^{\frac{t}{\theta}} + \frac{1}{\theta} s^{2H-2} e^{\frac{t}{\theta}}}{\int_0^t e^{\frac{u}{\theta}} c(u, s) du}.$$

Analyzing the numerator of the right-hand side of the previous equality, we have as $s \rightarrow +\infty$:

$$(2H-2)s^{2H-3}e^{\frac{t}{\theta}} + \frac{1}{\theta}s^{2H-2}e^{\frac{t}{\theta}} = \frac{(2H-2) + \frac{1}{\theta}s}{s^{3-2H}}e^{\frac{t}{\theta}} \sim \frac{e^{\frac{t}{\theta}}}{\theta}s^{2H-2}$$

then, by using hypothesis (ii)', we have

$$\lim_{s \rightarrow +\infty} \frac{(2H-2)s^{2H-3}e^{\frac{t}{\theta}} + \frac{1}{\theta}s^{2H-2}e^{\frac{t}{\theta}}}{\int_0^t e^{\frac{u}{\theta}} c(u, t+s) du} = \lim_{s \rightarrow +\infty} \frac{\frac{e^{\frac{t}{\theta}}}{\theta}s^{2H-2}}{\int_0^t e^{\frac{u}{\theta}} c(u, t+s) du} = \infty.$$

Finally, let us observe, as we provided in Lemma 2.17, that (iii)' and (iv)' allow us to apply the dominated convergence theorem to the integral in (ii)'. $\square \quad \square$

By this theorem, we know that under hypothesis $\mathcal{L}1$ or $\mathcal{L}2'$, $C(t, s) \sim Ks^{2H-2}$. Hence, in such case V_t exhibits a time non-homogeneous long-range dependence for $H > \frac{1}{2}$ and a time non-homogeneous short-range dependence for $H < \frac{1}{2}$. In particular, this behavior is induced only by the noise. For $H > \frac{1}{2}$, if we replace hypothesis (ii)' with

(ii)''

$$\lim_{s \rightarrow +\infty} s^{2-2H} \int_0^t e^{\frac{u}{\theta}} c(u, s) du = +\infty$$

we have again a time non-homogeneous long-range dependence, but this time this behavior is induced by the covariance of the process I . For $H < \frac{1}{2}$ we cannot conclude the same assertion. Indeed if we are under the hypotheses of proposition 2.17 and (ii)'' is valid for some forcing term I , then we know that the covariance is such that $C(t, t+s) = O(s^{2H-2})$, which, for $H > \frac{1}{2}$, gives us the time non-homogeneous long-range dependence, since $2H-2 > -1$; however, if $H < \frac{1}{2}$ (and then $2H-2 < -1$) the fact that $C(t, t+s) = O(s^{2H-2})$ do not give us any additional information on the long-range and the short-range behavior.

The fact that, for $H > \frac{1}{2}$, V preserves its correlation for long times is a good tool to be used in the field of neuronal modeling when one wants to include memory effects.

3. A NEURONAL MODEL

3.1. The model. Let us show how one can use these results in the context of neuronal modeling. Consider a single neuron and denote with V_t its membrane potential at the time $t \geq 0$, θ its characteristic time constant and \tilde{V} its resting potential. Denote the input stimulus as I and suppose ξ is a square integrable variable representing the initial value of the membrane potential. We consider a fractional LIF model supported by the following equation

$$dV_t = \left[-\frac{1}{\theta}(V_t - \tilde{V}) + I_t \right] dt + \sigma dB_t^H, \quad V_0 = \xi$$

that is equation (3), so that V_t is a fFOU with initial data ξ and forcing term I . We can suppose the initial membrane potential is given by $\xi = \tilde{V}$, that is the asymptotic mean value of the potential when the neuron is not subject to any stimuli. The stimulus has to be chosen depending on what we want to model. It can be a constant stimulus $I_t = I_0$, an exponentially decaying stimulus $I_t = I_0 e^{-\frac{1}{\tau}t}$ or also, if we want, for instance, to model the heartbeat or the rhythm of breath, a

periodic stimulus.

An interesting case is the one in which the external input is given in a random time T with given distribution. Indeed, one can consider the function

$$h(t) = \begin{cases} 0 & t < 0 \\ 1 & t \geq 0 \end{cases}$$

and then define I_t

$$(31) \quad I_t = I_0 h(t - T).$$

However, a more realistic model should admit a linear combination of these stimuli. Indeed, a neuron could receive different stimuli at different random times. We consider n stimuli I_t^i modeled as in equation (31), for different random times T_i and constant values I_0^i , in such a way that the total stimulus is the following stochastic process:

$$(32) \quad I_t = \sum_{i=1}^n I_t^i = \sum_{i=1}^n I_0^i h(t - T_i), \quad t \geq 0.$$

Indeed, T_i describes the activation time of a sodium or potassium channel of the neuron itself, depending on the membrane potential. In such case, the stimulus I is a sort of auto-regulation stimulus and then the random times T_i can be defined on the same probability space of V_t . Moreover, T_i can also be the firing time of other neurons. In such case, we have to define T_i on different probability spaces. This stimulus allows one to combine two or more neurons in a more complex net. In the classical case, neurons coupling has been done in [7, 10]. In any case, remaining in the same probability space, it is also possible to model times of reaction of the neuron to an eventual stimulus by means of T_i .

From a mathematical point of view, equation (15) allows us to see the rule played by the covariance of the stochastic stimulus I involved in the covariance of the process V_t . In particular, the more or less long-ranged or short-ranged memory of V_t depends jointly on the values of the Hurst index $H \in (0, 1)$ and the correlation function of the applied stimulus.

3.2. The mean value function. Consider the stochastic forcing term is given in equation (32) and observe that the single variable $I_t^i = I_0^i h(t - T_i)$ can be also written as

$$I_t^i = \begin{cases} 0 & t < T_i \\ I_0^i & t \geq T_i. \end{cases}$$

Denote with $F_{T_i}(t)$ the distribution function of T_i , i.e. $F_{T_i}(t) = \mathbb{P}(T_i \leq t)$. If we fix $t \geq 0$, the random variable I_t^i can be written as $I_t^i = I_0^i Z_t^i$ where Z_t^i is a Bernoulli random variable of parameter $F_{T_i}(t)$. In fact we have

$$\mathbb{P}(Z_t^i = 1) = \mathbb{P}(I_t^i = I_0^i) = \mathbb{P}(t \geq T_i) = F_{T_i}(t).$$

By using this observation, we can show the following proposition.

Proposition 3.1. *The mean value of the stimuli is given by*

$$(33) \quad \mathbb{E}[I_t] = \sum_{i=1}^n I_0^i F_{T_i}(t)$$

while the mean value of the membrane potential process V_t is given by

$$(34) \quad \mathbb{E}[V_t] = \tilde{V} + \sum_{i=1}^n I_0^i e^{-\frac{t}{\theta}} \int_0^t e^{\frac{s}{\theta}} F_{T_i}(s) ds.$$

Equation (34) is obtained from (33) by using equation (7).

Remark 3.2. If the variables T_i for $i \leq n$ are defined on a probability space $(\Omega', \mathcal{F}', \mathbb{P}')$ which is different from $(\Omega, \mathcal{F}, \mathbb{P})$, then $\mathbb{E}[V_t]$ is a stochastic process on $(\Omega', \mathcal{F}', \mathbb{P}')$. In particular one can locally consider I as a simple function and then we obtain

$$(35) \quad \mathbb{E}[V_t] = \tilde{V} + \sum_{i=1}^n I_0^i \theta (1 - e^{-\frac{t}{\theta}}) h(t - T_i).$$

For modeling purposes, one could consider also T_i defined on $(\Omega_i, \mathcal{F}_i, \mathbb{P}_i)$ for any $i \leq n$, where the spaces $(\Omega_i, \mathcal{F}_i, \mathbb{P}_i)$ are two by two different and all different from $(\Omega, \mathcal{F}, \mathbb{P})$ (for instance, if we want to model the stimuli coming from other n neurons). In such case, we also obtain equation (35).

3.3. The function $c(t, s)$: the general case. Now we are interested in determining the term $c(t, s)$ of equation (15). In particular we have the following result.

Proposition 3.3. *For $t > s \geq 0$ we have*

$$(36) \quad \begin{aligned} c(t, s) &= \sum_{i=1}^n \sum_{\substack{j=1 \\ j \neq i}}^n I_0^i I_0^j (F_{T_i, T_j}(t, s) - F_{T_i}(t) F_{T_j}(s)) \\ &\quad + \sum_{i=1}^n (I_0^i)^2 F_{T_i}(t) (1 - F_{T_i}(s)), \end{aligned}$$

where $F_{T_i, T_j}(t, s) = \mathbb{P}(T_i \leq t, T_j \leq s)$.

Proof. Let us notice that

$$(37) \quad c(t, s) = \text{Cov}(I_t, I_s) = \sum_{i,j=1}^n \text{Cov}(I_t^i, I_s^j) = \sum_{i=1}^n \sum_{\substack{j=1 \\ j \neq i}}^n \text{Cov}(I_t^i, I_s^j) + \sum_{i=1}^n \text{Cov}(I_t^i, I_s^i)$$

so we have to determine $\text{Cov}(I_t^i, I_s^j)$ for $i \neq j$ and $\text{Cov}(I_t^i, I_s^i)$. To this, let us recall that for any i, j and $t, s > 0$:

$$\text{Cov}(I_t^i, I_s^j) = \mathbb{E}[I_t^i I_s^j] - \mathbb{E}[I_t^i] \mathbb{E}[I_s^j] = \mathbb{E}[I_t^i I_s^j] - I_0^i I_0^j F_{T_i}(t) F_{T_j}(s).$$

Let us first consider $j \neq i$. We have

$$I_t^i I_s^j = \begin{cases} 0 & t < T_i \text{ or } s < T_j \\ I_0^i I_0^j & t \geq T_i \text{ and } s \geq T_j \end{cases}$$

so that

$$\mathbb{E}[I_t^i I_s^j] = I_0^i I_0^j F_{T_i, T_j}(t, s)$$

and

$$(38) \quad \text{Cov}(I_t^i, I_s^j) = I_0^i I_0^j [F_{T_i, T_j}(t, s) - F_{T_i}(t) F_{T_j}(s)].$$

For $i = j$, let us remark that

$$I_t^i I_s^i = \begin{cases} 0 & \min\{s, t\} < T_i \\ (I_0^i)^2 & \min\{s, t\} \geq T_i \end{cases}$$

so we have

$$\mathbb{E}[I_t^i, I_s^i] = (I_0^i)^2 F_{T_i}(\min\{t, s\})$$

and

$$(39) \quad \text{Cov}(I_t^i, I_s^i) = (I_0^i)^2 F_{T_i}(\min\{t, s\})(1 - F_{T_i}(\max\{t, s\})).$$

Thus, supposing $t > s \geq 0$ we obtain equation (36) from (37) by using (38) in the first summation and (39) in the second one. \square \square

If I and B_t^H are uncorrelated, the covariance and variance functions of V_t are given by equations (15) and (16) with $c(u, v)$ defined in (36). For modelling purposes, one could be interested in two particular subcases: the one in which the activation times T_i are independent and the one in which they are ordered.

3.4. The function $c(t, s)$: the independent activation time case. Suppose we want to model a neuron that is subject to the constant stimuli that other neurons (that are independent of each other) send to it after they spike for the first time (it is the case, for instance, of the retinal neurons, as described in [32]). Thus we have to suppose that the firing times of the neurons are independent random variables T_i .

In this case, it is really easy to see the following corollary

Corollary 3.4. *If the variable T_i are independent, then*

$$(40) \quad c(t, s) = \sum_{i=1}^n (I_0^i)^2 F_{T_i}(t)(1 - F_{T_i}(s)).$$

Proof. One has just to notice that if the variables T_i are independent, then $F_{T_i, T_j}(t, s) = F_{T_i}(t)F_{T_j}(s)$: using this observation in equation (36), we obtain equation (40). \square \square

3.5. The function $c(t, s)$: the ordered activation time case. In order to model the auto-regulation stimuli, one can suppose the excitatory/inhibitory channels have a priority activation order and then the variable $T_1 \leq T_2 \leq \dots \leq T_n$ almost surely. In this case we can characterize further the function $c(t, s)$. Suppose the random variables $J_i = T_i - T_{i-1}$ for $i \geq 1$ (with $T_0 = 0$ almost surely) are independent from each other and (then) from T_{i-1} . Furthermore, assume that T_i and J_j are absolutely continuous variables with densities f_{T_i} and f_{J_j} and joint density f_{T_i, J_j} .

For this setting we can show the following Proposition.

Proposition 3.5. *For $t \geq s$ we have*

$$\begin{aligned}
 c(t, s) &= \sum_{j=1}^n \sum_{j < i \leq n} I_0^i I_0^j F_{T_j}(s) (1 - F_{T_i}(t)) \\
 (41) \quad &+ \sum_{j=2}^n \sum_{i < j} I_0^i I_0^j \int_0^s f_{T_i}(u) \left(\int_u^t (f_{J_{i+1}} * \cdots * f_{J_j})(v - u) dv - F_{T_j}(s) \right) du \\
 &+ \sum_{j=1}^n (I_0^j)^2 F_{T_j}(t) (1 - F_{T_j}(s)).
 \end{aligned}$$

Proof. Let us first observe that

$$\begin{aligned}
 c(t, s) &= \sum_{i=1}^n \sum_{j=1}^n \text{Cov}(I_t^i, I_s^j) \\
 (42) \quad &= \sum_{j=2}^n \sum_{i < j} \text{Cov}(I_t^i, I_s^j) + \sum_{j=1}^n \sum_{j < i \leq n} \text{Cov}(I_t^i, I_s^j) + \sum_{j=1}^n \text{Cov}(I_t^j, I_s^j)
 \end{aligned}$$

so we have to determine $\text{Cov}(I_t^i, I_s^j)$ for $j > i$, $j < i$ and $j = i$.

Suppose first $i < j$. If $t \geq s$ then, since $T_j \geq T_i$ almost surely, we have

$$I_t^i I_s^j = \begin{cases} 0 & s < T_j \\ I_0^i I_0^j & s \geq T_j \end{cases} \quad \text{and} \quad \mathbb{E}[I_t^i I_s^j] = I_0^i I_0^j F_{T_j}(s)$$

so that

$$(43) \quad \text{Cov}(I_t^i, I_s^j) = I_0^i I_0^j F_{T_j}(s) (1 - F_{T_i}(t)).$$

If we suppose $j > i$, we can obtain a different representation for $F_{T_i, T_j}(t, s)$. For $u < v$

$$\begin{aligned}
 f_{T_i, T_j}(u, v) &= f_{T_i, \sum_{k=i+1}^j J_k}(u, v - u) = f_{T_i}(u) f_{\sum_{k=i+1}^j J_k}(v - u) \\
 &= f_{T_i}(u) (f_{J_{i+1}} * \cdots * f_{J_j})(v - u)
 \end{aligned}$$

while for $u > v$ $f_{T_i, T_j}(u, v) = 0$. Thus we have for $t < s$

$$\begin{aligned}
 \mathbb{P}(t \geq T_i, s \geq T_j) &= \int_0^t \int_u^s f_{T_i, T_j}(u, v) dv du \\
 &= \int_0^t \int_u^s f_{T_i}(u) (f_{J_{i+1}} * \cdots * f_{J_j})(v - u) dv du,
 \end{aligned}$$

and, by also writing $F_{T_i}(t) = \int_0^t f_{T_i}(u) du$

$$(44) \quad \text{Cov}(I_t^i, I_s^j) = I_0^i I_0^j \int_0^t f_{T_i}(u) \left(\int_u^s (f_{J_{i+1}} * \cdots * f_{J_j})(v - u) dv - F_{T_j}(s) \right) du.$$

For $j = i$, we already have the expressions for $\text{Cov}(I_t^i, I_s^i)$.

Finally, we obtain equation (41) from (42) by using (43) and (44) □ □

3.6. The single activation time case. An other interesting case is given by posing $n = 1$, and then $T_1 = T$ and $I_0^1 = I_0$. In particular we have

$$\mathbb{E}[I_t] = I_0 F_T(t)$$

and, for $t \geq s$

$$\mathbb{E}[I_t I_s] = I_0^2 F_T(s)$$

thus

$$c(t, s) = \text{Cov}(I_t, I_s) = I_0^2 F_T(s)(1 - F_T(t)).$$

In general we have, for any (t, s)

$$c(t, s) = \text{Cov}(I_t, I_s) = I_0^2 F_T(\min\{t, s\})(1 - F_T(\max\{t, s\})),$$

that agrees with equation (40). Thus equation (34) becomes

$$(45) \quad \mathbb{E}[V_t] = \tilde{V} + I_0 e^{-\frac{t}{\theta}} \int_0^t e^{\frac{s}{\theta}} F_T(s) ds$$

while equations (15) and (16) become, for $t \geq s$,

$$\begin{aligned} C(t, s) = R_H(t, s) + I_0^2 e^{-\frac{t+s}{\theta}} & \left(\int_0^t \int_0^u e^{\frac{u+v}{\theta}} F_T(v)(1 - F_T(u)) dv du \right. \\ & \left. + \int_0^t \int_u^s e^{\frac{u+v}{\theta}} F_T(u)(1 - F_T(v)) dv du \right) \end{aligned}$$

and

$$\begin{aligned} Var(t) = R_H(t, t) + I_0^2 e^{-\frac{2t}{\theta}} & \left(\int_0^t \int_0^u e^{\frac{u+v}{\theta}} F_T(v)(1 - F_T(u)) dv du \right. \\ & \left. + \int_0^t \int_u^t e^{\frac{u+v}{\theta}} F_T(u)(1 - F_T(v)) dv du \right). \end{aligned}$$

We show the plot of the function in equation (45), together with a simulated sample path, in Figure 5.

In this case one can show the following Proposition.

Proposition 3.6. *We have $\lim_{s \rightarrow +\infty} C(t, t+s) = 0$ independently from the choice of the distribution of T .*

Proof. Since $F_T(t) \leq 1$ for any $t > 0$, we have that $c(u, t+s) \leq I_0^2$. Moreover, for $u < t+s$, we have

$$c(u, t+s) = I_0^2 F_T(u)(1 - F_T(t+s))$$

and then $\lim_{s \rightarrow +\infty} c(u, t+s) = 0$. Thus, property ii of hypothesis $\mathcal{L}2$ in Proposition 2.17 is verified. Moreover, since $c(t, s) \geq 0$, we have that one between hypothesis $\mathcal{L}1$ and property i of hypothesis $\mathcal{L}2$ have to be verified, so, without making any calculation, we can conclude that $\lim_{s \rightarrow +\infty} C(t, s) = 0$. \square \square

However long-range or short-range dependence depend on the choice of F_T . Indeed we can show the following two propositions.

Proposition 3.7. *If $T \sim \text{Exp}(\lambda)$ then $C(t, s) \sim K s^{2H-2}$ for a constant $K > 0$.*

Proof. Let us recall that since $c(t, s) \geq 0$, we have that one between hypothesis $\mathcal{L}1$ and property i of hypothesis $\mathcal{L}2'$ have to be verified. So let us only verify property ii'.

Let us observe that since $F_T(t) = 1 - e^{-\lambda t}$, then, for fixed $t > 0$ and $u \in [0, t]$, $s^{2-2H}c(u, t+s)$ is bounded uniformly with respect to u . Indeed, for fixed $t > 0$, observe that

$$s^{2-2H}c(u, t+s) = s^{2-2H}I_0^2(1 - e^{-\lambda u})e^{-\lambda(t+s)} \leq s^{2-2H}I_0^2e^{-\lambda(t+s)} =: I_0^2f(s).$$

We have that f is a continuous function with $f(0) = 0$, $f(s) > 0$ for any $s > 0$ and $\lim_{s \rightarrow +\infty} f(s) = 0$, so there exists a constant $M > 0$ such that $f(s) \leq M$ for any $s \in \mathbb{R}_+$ and in particular

$$s^{2-2H}c(u, t+s) \leq I_0^2M$$

Moreover

$$\lim_{s \rightarrow +\infty} s^{2-2H}c(u, t+s) = \lim_{s \rightarrow +\infty} s^{2-2H}I_0^2(1 - e^{-\lambda u})e^{-\lambda(t+s)} = 0,$$

thus property ii' of hypothesis $\mathcal{L}2'$ in Proposition 2.18 is verified. Hence we can conclude that $C(t, s) \sim Ks^{2H-2}$. \square \square

Proposition 3.8. *Let T be a non-negative α -stable random variable:*

- if $\alpha > 2 - 2H$ then $C(t, t+s) \sim Ks^{2H-2}$ for some constant K independent from the stimulus as $s \rightarrow +\infty$;
- if $\alpha < 2 - 2H$ then the asymptotic behaviour of $C(t, t+s)$ as $s \rightarrow +\infty$ depends on α and on the stimulus.

Proof. Let us recall that since $c(t, s) \geq 0$, we have that one between hypothesis $\mathcal{L}1$ and property i of hypothesis $\mathcal{L}2'$ have to be verified. So let us only verify property ii' or ii''.

Let us observe that $1 - F_T(t) \sim \tilde{K}t^{-\alpha}$ as $t \rightarrow +\infty$ for some \tilde{K} . If we choice the index of stability α to be such that $\alpha > 2 - 2H$, then $s^{2-2H}c(u, t+s)$ is bounded uniformly with respect to $u \in [0, t]$. Indeed, for $t > 0$ fixed, observe that:

$$s^{2-2H}c(u, t+s) = s^{2-2H}I_0^2F_T(u)(1 - F_T(t+s)) \leq I_0^2s^{2-2H}(1 - F_T(t+s)) =: I_0^2f(s).$$

We have that f is a continuous function with $f(0) = 0$, $f(s) > 0$ for any $s > 0$ and

$$\lim_{s \rightarrow +\infty} f(s) = \lim_{s \rightarrow +\infty} \tilde{K}s^{2-2H-\alpha} = 0$$

since $\alpha > 2 - 2H$. So there exists a constant $M > 0$ such that $f(s) \leq M$ for any $s \in \mathbb{R}_+$ and in particular

$$s^{2-2H}c(u, t+s) \leq MI_0^2.$$

Moreover

$$\lim_{s \rightarrow +\infty} s^{2-2H}c(u, t+s) = \lim_{s \rightarrow +\infty} s^{2-2H}F_T(u)(1 - F_T(t+s)) = \lim_{s \rightarrow +\infty} \tilde{K}s^{2-2H-\alpha} = 0$$

since $2 - 2H - \alpha < 0$ and then property ii' is verified.

If $\alpha < 2 - 2H$, then

$$\begin{aligned} \lim_{s \rightarrow +\infty} s^{2-2H} \int_0^t e^{\frac{u}{t}} c(u, t+s) du &= \lim_{s \rightarrow +\infty} s^{2-2H} I_0^2(1 - F_T(t+s)) \int_0^t e^{\frac{u}{t}} F_T(u) du \\ &= \lim_{s \rightarrow +\infty} \tilde{K}s^{2-2H-\alpha} = +\infty \end{aligned}$$

since $2 - 2H - \alpha > 0$, so property (ii)'' is verified. \square \square

Let us also remark that in such case, for $\alpha = 2 - 2H$, the asymptotic behavior of $C(t, s)$ as $s \rightarrow +\infty$ also depends on H (since α depends on H), but we do not have in general $C(t, s) \sim K s^{2-2H}$. Moreover, if we have in such case $C(t, s) \sim K s^{2-2H}$, then the constant K could depend on the stimulus.

These two choices of T are not arbitrary. For instance, we could desire to model a couple of neuron of which the first one sends a constant signal after firing to the second one. In particular, we could choose two different models for these neurons, since they could have two specifically different functions. Thus, let us suppose the second neuron is described by the model we presented here. If we want to describe the first neuron with a classical LIF model, then the firing time can be approximated with an exponential random variable (see, for instance, [9]), justifying the choice in proposition 3.7. However, it has been shown in [15] that a good choice for the distribution of a firing time could be the non-negative stable one, justifying then the distribution of T in Proposition 3.8.

Another particular case is the one with constant stimulus, that can be obtained from this case by choosing $T \equiv 0$. In such case $F_T(t) = 1$ for any $t \geq 0$. Thus we have:

$$(46) \quad \mathbb{E}[V_t] = \tilde{V} + I_0 \theta (1 - e^{-\frac{t}{\theta}})$$

while, since $c(t, s) = 0$ for any $t, s > 0$, $C(t, s) = R_H(t, s)$ and $Var(t) = R_H(t, t)$. We show the plot of the function in equation (46), together with a simulated sample path, in Figure 4.

Finally, let us remark that, to obtain a realistic model, one has to estimate H , keeping in consideration how the variance and the covariance (and their limit values) of the process depend on H , and how these functions vary when we change H , as it has been studied in subsection 2.4.

4. SIMULATION ALGORITHMS

Finally we want to show some simulation algorithms for the process V . Algorithms for the simulation of the sample paths of V can be widely used to numerically approximate its first passage time densities through a constant threshold V_{th} . First passage times of such processes through constant thresholds are very important in neuronal modeling: they represent the spiking time of a neuron and then, if the process is subject to a memory reset, also the inter-spike intervals of V . Due to our modeling interests, we will pose $\xi \equiv \tilde{V}$ almost surely.

To simulate the trajectories of the process V , one can use Euler approximation method, obtaining the following recursive formula, based on equation (3) with initial data $V_0 = \tilde{V}$

$$\begin{cases} V_n = V_{n-1} + \left(-\frac{1}{\theta}(V_{n-1} - \tilde{V}) + I_{n-1} \right) \Delta t + \sigma(B_n^H - B_{n-1}^H) \\ V_0 = \tilde{V} \end{cases}$$

where $t_n = n\Delta t$, $V_n = V_{t_n}$, $I_n = I(t_n)$ and $B_n^H = B_{t_n}^H$. Fractional Gaussian noise $G_n = B_n^H - B_{n-1}^H$ can be simulated using Circulant Embedding method, as done in [28]. Properties related to the convergence of Euler schemes for stationary solutions of SDEs are investigated in [12].

Here, we propose another simulation algorithm. By using integration by parts formula we have

$$\int_0^t e^{\frac{s}{\theta}} dB_s^H = e^{\frac{t}{\theta}} B_t^H - \frac{1}{\theta} \int_0^t e^{\frac{s}{\theta}} B_s^H ds$$

so that equations (5) and (6) can be rewritten as

$$V_t = \tilde{V} + \sigma B_t^H + e^{-\frac{t}{\theta}} \left[\int_0^t I(s) e^{\frac{s}{\theta}} ds - \frac{\sigma}{\theta} \int_0^t e^{\frac{s}{\theta}} B_s^H ds \right].$$

Choose a very small time interval Δt and suppose we want to simulate our process in $[0, N\Delta t]$. We can simulate the increments of the process B_t^H in $[0, N\Delta t]$ using Circulant Embedding method, so it is easy to obtain a simulation of B_t^H in $[0, N\Delta t]$. Suppose we have already simulated V_n and we want to simulate V_{n+1} . We have

$$\begin{aligned} (47) \quad V_{n+1} &= \tilde{V} + \sigma B_{n+1}^H + e^{-\frac{t_{n+1}}{\theta}} \left[\int_0^{t_{n+1}} I(s) e^{\frac{s}{\theta}} ds - \frac{\sigma}{\theta} \int_0^{t_{n+1}} e^{\frac{s}{\theta}} B_s^H ds \right] \\ &= \tilde{V} + \sigma B_{n+1}^H + e^{-\frac{\Delta t}{\theta}} e^{-\frac{t_n}{\theta}} \left[\int_0^{t_n} I(s) e^{\frac{s}{\theta}} ds - \frac{\sigma}{\theta} \int_0^{t_n} e^{\frac{s}{\theta}} B_s^H ds \right] \\ &\quad + e^{-\frac{t_{n+1}}{\theta}} \left[\int_{t_n}^{t_{n+1}} I(s) e^{\frac{s}{\theta}} ds - \frac{\sigma}{\theta} \int_{t_n}^{t_{n+1}} e^{\frac{s}{\theta}} B_s^H ds \right]. \end{aligned}$$

Note that

$$V_n = \tilde{V} + \sigma B_n^H + e^{-\frac{t_n}{\theta}} \left[\int_0^{t_n} I(s) e^{\frac{s}{\theta}} ds - \frac{\sigma}{\theta} \int_0^{t_n} e^{\frac{s}{\theta}} B_s^H ds \right],$$

so

$$(48) \quad e^{-\frac{t_n}{\theta}} \left[\int_0^{t_n} I(s) e^{\frac{s}{\theta}} ds - \frac{\sigma}{\theta} \int_0^{t_n} e^{\frac{s}{\theta}} B_s^H ds \right] = V_n - \tilde{V} - \sigma B_n^H.$$

Applying (48) to (47), we obtain

$$\begin{aligned} V_{n+1} &= \tilde{V}(1 - e^{-\frac{\Delta t}{\theta}}) + e^{-\frac{\Delta t}{\theta}} V_n + \sigma B_{n+1}^H - \sigma e^{-\frac{\Delta t}{\theta}} B_n^H \\ &\quad + e^{-\frac{t_{n+1}}{\theta}} \left[\int_{t_n}^{t_{n+1}} I(s) e^{\frac{s}{\theta}} ds - \frac{\sigma}{\theta} \int_{t_n}^{t_{n+1}} e^{\frac{s}{\theta}} B_s^H ds \right]. \end{aligned}$$

If Δt is sufficiently small, we can approximate the remaining integrals with a single step of a closed Newton-Cotes formula. For instance, if we use the trapezoid rule, we have

$$\begin{aligned} V_{n+1} &= \tilde{V}(1 - e^{-\frac{\Delta t}{\theta}}) + e^{-\frac{\Delta t}{\theta}} V_n + \sigma \left(1 - \frac{\Delta t}{2\theta} \right) B_{n+1}^H \\ &\quad - \sigma e^{-\frac{\Delta t}{\theta}} \left(1 + \frac{\Delta t}{2\theta} \right) B_n^H + \frac{\Delta t}{2} (I_{n+1} + e^{-\frac{\Delta t}{\theta}} I_n). \end{aligned}$$

and finally we obtain a recursive formula

$$\begin{cases} V_{n+1} = \tilde{V}(1 - e^{-\frac{\Delta t}{\theta}}) + e^{-\frac{\Delta t}{\theta}} V_n + \sigma \left(1 - \frac{\Delta t}{2\theta} \right) B_{n+1}^H + \\ \quad - \sigma e^{-\frac{\Delta t}{\theta}} \left(1 + \frac{\Delta t}{2\theta} \right) B_n^H + \frac{\Delta t}{2} (I_{n+1} + e^{-\frac{\Delta t}{\theta}} I_n) \\ V_0 = \tilde{V}. \end{cases}$$

In order to simulate the process, we used some LIF data proposed in [35]. In Figure 4 we have shown some simulated sample paths for the process V_t with a non-random

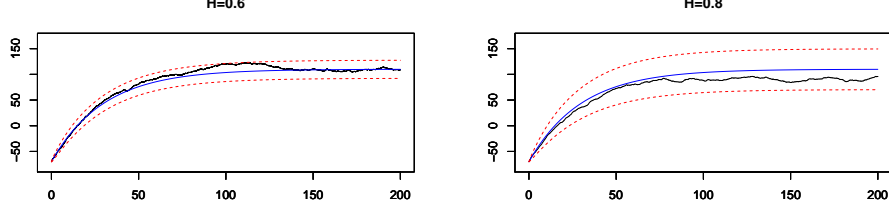


FIGURE 4. Sample paths of V_t with constant stimulus for $\tilde{V} = -70$, $\theta = 30$, $\sigma = 1$, $I_0 = 6$ and different values of H : the thick blue line is the expectation function while the dashed red lines delimit a statistical confidence of 99% for fixed time.

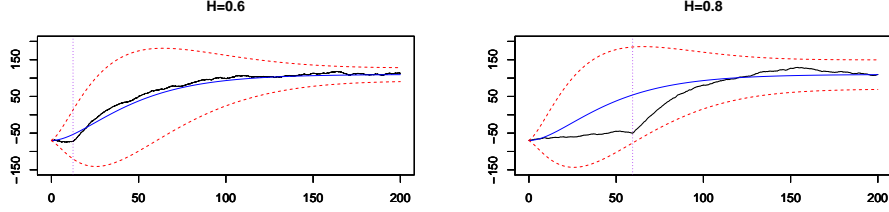


FIGURE 5. Sample paths of V_t with stochastic stimulus with activation time T whose distribution is exponential for $\tilde{V} = -70$, $\theta = 30$, $\tilde{\tau} = 20$, $\sigma = 1$, $I_0 = 6$ and different values of H : the thick blue line is the expectation function, the dashed red lines delimit a statistical confidence of 99% for fixed time and the purple line indicates the activation time of the current.

constant forcing term I . The expectation function is given by equation (46) while the variance is given by equation (18). As we expected, the process follows the shape of its expectation function and stabilizes itself near the asymptotic value $\tilde{V} + I_0\theta$. One can imagine this behavior is due to the constant stimulus received by the process. In Figure 5 we have simulated the process V_t for a forcing term I defined on a different probability space $(\Omega', \mathcal{F}', \mathbb{P}')$ as described in subsection 3.1 for $n = 1$ and T exponential random variable on $(\Omega', \mathcal{F}', \mathbb{P}')$. Simulating this process, one can see how V_t drastically changes its behaviour after the activation time. In particular it starts stable near \tilde{V} and then, after the activation time, it follows the new expectation function (given in equation (35)) as t grows.

If we want to simulate the process up to a non-random stopping time, we cannot use Circulant Embedding method to simulate the increments of B_t^H , because we need to know the interval in which we are going to simulate the process. Circulant Embedding method is a fast and exact method for simulation of stationary Gaussian processes, in particular for increments of the fBm (see [28]). The construction of the circulant matrix in which we want to embed our covariance

matrix depends on the knowledge of the whole covariance matrix, which means we need to know how much nodes we want to simulate.

To solve this problem one can use Cholesky factorization method, as explained in [3], to simulate B_t^H or its increments. It is a slower method, but allows us to dynamically chose the stopping time. This simulation method is based on a recursive construction, so one can dynamically update the number of nodes creating a new one from the already known previous nodes. Moreover, the simulation algorithms we provided are recursive formulas, so they can be used while dynamically updating the fBm. In this way we have provided a method to simulate first passage times.

Future works will focus on the study of first passage times for the process V_t through constant thresholds. We finally remark that the simulation tool will allow a more detailed and extensive validation analysis of the proposed model for different choices of the stochastic forcing process.

REFERENCES

- [1] Larry F Abbott. Lapiques introduction of the integrate-and-fire model neuron (1907). *Brain Research Bulletin*, 50(5-6):303–304, 1999.
- [2] Mario Abundo. The mean of the running maximum of an integrated Gauss–Markov process and the connection with its first-passage time. *Stochastic Analysis and Applications*, 35(3):499–510, 2017.
- [3] Søren Asmussen and Peter W Glynn. *Stochastic Simulation: Algorithms and Analysis*, volume 57. Springer Science & Business Media, 2007.
- [4] Francesca Biagini, Yaozhong Hu, Bernt Øksendal, and Tusheng Zhang. *Stochastic Calculus for Fractional Brownian Motion and Applications*. Springer Science & Business Media, 2008.
- [5] Konstantin Borovkov, Yuliya Mishura, Alexander Novikov, and Mikhail Zhitlukhin. Bounds for expected maxima of Gaussian processes and their discrete approximations. *Stochastics*, 89(1):21–37, 2017.
- [6] Aniello Buonocore, Luigia Caputo, and Enrica Pirozzi. On the evaluation of firing densities for periodically driven neuron models. *Mathematical Biosciences*, 214(1-2):122–133, 2008.
- [7] Aniello Buonocore, Luigia Caputo, Enrica Pirozzi, and Maria Francesca Carfora. Gauss-diffusion processes for modeling the dynamics of a couple of interacting neurons. *Mathematical Biosciences and Engineering*, 11:189–201, 2014.
- [8] Aniello Buonocore, Luigia Caputo, Enrica Pirozzi, and Maria Francesca Carfora. A leaky integrate-and-fire model with adaptation for the generation of a spike train. *Mathematical Biosciences and Engineering*, 13(3):483–493, 2016.
- [9] Aniello Buonocore, Luigia Caputo, Enrica Pirozzi, and Luigi M Ricciardi. The first passage time problem for Gauss-diffusion processes: algorithmic approaches and applications to LIF neuronal model. *Methodology and Computing in Applied Probability*, 13(1):29–57, 2011.
- [10] Maria Francesca Carfora and Enrica Pirozzi. Linked Gauss-Diffusion processes for modeling a finite-size neuronal network. *Biosystems*, 161:15–23, 2017.
- [11] Patrick Cheridito, Hideyuki Kawaguchi, and Makoto Maejima. Fractional Ornstein-Uhlenbeck processes. *Electronic Journal of Probability*, 8, 2003.
- [12] Serge Cohen and Fabien Panlou. Approximation of stationary solutions of Gaussian driven stochastic differential equations. *Stochastic Processes and their Applications*, 121(12):2776–2801, 2011.
- [13] Herold Dehling, Brice Franke, and Jeannette HC Woerner. Estimating drift parameters in a fractional Ornstein Uhlenbeck process with periodic mean. *Statistical Inference for Stochastic Processes*, 20(1):1–14, 2017.
- [14] Giuseppe DOnofrio and Enrica Pirozzi. Successive spike times predicted by a stochastic neuronal model with a variable input signal. *Mathematical Biosciences and Engineering*, 13(3):495–507, 2016.
- [15] George L Gerstein and Benoit Mandelbrot. Random walk models for the spike activity of a single neuron. *Biophysical Journal*, 4(1):41–68, 1964.

- [16] Izrail Solomonovich Gradshteyn and Iosif Moiseevich Ryzhik. *Table of Integrals, Series, and Products*. Academic Press, 2014.
- [17] Terhi Kaarakka. *Fractional Ornstein-Uhlenbeck Processes*. Tampere University of Technology. Publication. Tampere University of Technology, 11 2015. Awarding institution: Tampere University of Technology Versio ok 14.12.2015.
- [18] Terhi Kaarakka and Paavo Salminen. On fractional Ornstein-Uhlenbeck processes. *Communications on Stochastic Analysis*, 5(1):8, 2011.
- [19] Hideaki Kim and Shigeru Shinomoto. Estimating nonstationary inputs from a single spike train based on a neuron model with adaptation. *Mathematical Biosciences and Engineering*, 11:49–62, 2014.
- [20] Christof Koch and Idan Segev. *Methods in neuronal modeling: from ions to networks*. MIT press, 1998.
- [21] Alexander Kukush, Yuliya Mishura, and Kostiantyn Ralchenko. Hypothesis testing of the drift parameter sign for fractional Ornstein–Uhlenbeck process. *Electronic Journal of Statistics*, 11(1):385–400, 2017.
- [22] Petr Lansky and Susanne Ditlevsen. A review of the methods for signal estimation in stochastic diffusion leaky integrate-and-fire neuronal models. *Biological Cybernetics*, 99(4-5):253, 2008.
- [23] B Mandelbrot and J W Van Ness. Fractional Brownian motions, fractional noises and applications. *SIAM review*, 10(4):422–437, 1968.
- [24] Yuliya Mishura. *Stochastic Calculus for Fractional Brownian Motion and Related Processes*, volume 1929. Springer Science & Business Media, 2008.
- [25] Yuliya Mishura, Vladimir I Piterbarg, Kostiantyn Ralchenko, and Anton Yurchenko-Tytarenko. Stochastic representation and pathwise properties of fractional Cox-Ingersoll-Ross process. *arXiv preprint arXiv:1708.02712*, 2017.
- [26] Ilkka Norros, Esko Valkeila, and Jorma Virtamo. An elementary approach to a Girsanov formula and other analytical results on fractional Brownian motions. *Bernoulli*, 5(4):571–587, 08 1999.
- [27] David Nualart. *The Malliavin Calculus and Related Topics*, volume 1995. Springer, 2006.
- [28] Emmanuel Perrin, Rachid Harba, Rachid Jennane, and Ileana Iribarren. Fast and exact synthesis for 1-D fractional Brownian motion and fractional Gaussian noises. *IEEE Signal Processing Letters*, 9(11):382–384, 2002.
- [29] Vladas Pipiras and Murad S Taqqu. Integration questions related to fractional Brownian motion. *Probability theory and related fields*, 118(2):251–291, 2000.
- [30] Enrica Pirozzi. Colored noise and a stochastic fractional model for correlated inputs and adaptation in neuronal firing. *Biological cybernetics*, pages 1–15, 2017.
- [31] Alexandre Richard, Patricio Orio, and Etienne Tanré. An integrate-and-fire model to generate spike trains with long memory. *arXiv preprint arXiv:1702.03762*, 2017.
- [32] Gordon M Shepherd. *The Synaptic Organization of the Brain*, volume 198. Oxford University Press New York, 1998.
- [33] Shigeru Shinomoto, Yutaka Sakai, and Shintaro Funahashi. The Ornstein-Uhlenbeck process does not reproduce spiking statistics of neurons in prefrontal cortex. *Neural Computation*, 11(4):935–951, 1999.
- [34] Xiaoxia Sun and Feng Guo. On integration by parts formula and characterization of fractional Ornstein–Uhlenbeck process. *Statistics & Probability Letters*, 107:170–177, 2015.
- [35] Wondimu Teka, Toma M Marinov, and Fidel Santamaria. Neuronal spike timing adaptation described with a fractional leaky integrate-and-fire model. *PLoS computational biology*, 10(3):e1003526, 2014.
- [36] Wondimu W Teka, Ranjit Kumar Upadhyay, and Argha Mondal. Fractional-order leaky integrate-and-fire model with long-term memory and power law dynamics. *Neural Networks*, 93:110–125, 2017.

* DIPARTIMENTO DI MATEMATICA E APPLICAZIONI “RENATO CACCIOPOLI”, UNIVERSITÀ DEGLI STUDI DI NAPOLI FEDERICO II, 80126 NAPOLI, ITALY

© DEPARTMENT OF PROBABILITY THEORY, STATISTICS AND ACTUARIAL MATHEMATICS, TARAS SHEVCHENKO NATIONAL UNIVERSITY OF KYIV, VOLODYMYRSKA 64, KYIV 01601, UKRAINE

E-mail address: giacomo.ascione@unina.it, myus@univ.kiev.ua, enrica.pirozzi@unina.it