

Ever-present Majorana bound state in a generic one-dimensional superconductor with one Fermi surface

Maxim Kharitonov^{1,2}, Ewelina M. Hankiewicz^{1,3}, Björn Trauzettel^{1,3}, F. Sebastian Bergeret^{2,4}

¹*Institute for Theoretical Physics and Astrophysics,
University of Würzburg, 97074 Würzburg, Germany*

²*Donostia International Physics Center (DIPC),
Manuel de Lardizabal 4, E-20018 San Sebastian, Spain*

³*Würzburg-Dresden Cluster of Excellence ct.qmat, Germany*

⁴*Centro de Física de Materiales (CFM-MPC), Centro Mixto CSIC-UPV/EHU,
Manuel de Lardizabal 5, E-20018 San Sebastian, Spain*

We theoretically deduce the basic requirements for the existence of Majorana bound states in quasi-1D superconductors. Namely, we demonstrate that any quasi-1D system in the regime of one Fermi surface (i.e., one pair of Fermi points with right- and left-moving electrons) exhibits a nondegenerate Majorana bound state at the Fermi level at its boundary that is an interface with vacuum (sample termination) or an insulator, once a gapped superconducting state is induced in it. We prove this using the symmetry-based formalism of low-energy continuum models and general boundary conditions. We derive the most general form of the Bogoliubov-de-Gennes low-energy Hamiltonian that is subject only to charge-conjugation symmetry C_+ of the type $C_+^2 = +1$. Crucially, we also derive the most general form of the boundary conditions, subject only to the fundamental principle of the probability-current conservation and C_+ symmetry. We find that there are two families of them, which we term *normal-reflection* and *Andreev-reflection* boundary conditions. For the normal-reflection boundary conditions, which physically represent a boundary that is an interface with vacuum or an insulator, we find that a Majorana bound state always exists, as long as the bulk is in the gapped superconducting state, irrespective of the parameters of the bulk Hamiltonian and boundary conditions. Importantly, our general model includes the possible *Fermi-point mismatch*, when the two Fermi points are not at exactly opposite momenta, which disfavors superconductivity. We find that the Fermi-point mismatch does *not* have a direct destructive effect on the Majorana bound state, in the sense that once the bulk gap is opened the bound state is always present.

I. INTRODUCTION AND MAIN RESULTS

Majorana bound states^{1–15} in quasi-one-dimensional superconductors have attracted a lot of interest recently, largely due to the prospects of implementing them as the basis for quantum computing. Theoretical predictions for specific systems (such as a quantum wire^{3,4} (Fig. 1) or an edge of a quantum spin Hall system² (Fig. 2) in proximity to a superconductor) have been made and are being currently experimentally explored^{13–15}. The expectation of Majorana bound states on topological grounds invokes the concept of bulk-boundary correspondence¹⁶, which, to the best of our

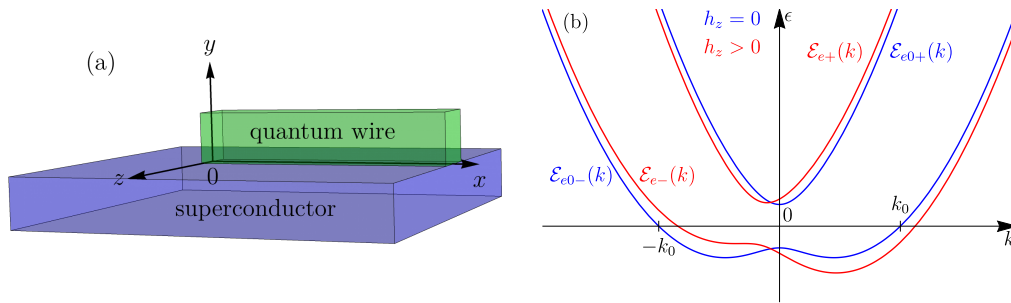


FIG. 1: (a) The system of a quantum wire coupled to a superconductor by the proximity effect^{3,4}, considered in Sec. VI. The Zeeman field is required to create the regime of 1FS. Spin-orbit interactions are required to induce superconductivity in the wire from the superconductor with spin-singlet pairing. For the Zeeman field in the vertical plane containing the wire axis, the electron system has^{31,33,34} an effective time-reversal (TR) symmetry with the operation $\mathcal{T}_{e+} = \Sigma_z \mathcal{T}_{e-}$, $\mathcal{T}_{e+}^2 = 1$, that is the product of the actual TR operation \mathcal{T}_{e-} , $\mathcal{T}_{e-}^2 = -1$, and reflection Σ_z along the horizontal direction z perpendicular to the wire³⁵. The component h_z of the Zeeman field along the z direction breaks this \mathcal{T}_{e+} symmetry and creates a *Fermi-point mismatch* in the bulk normal-state electron spectrum $\mathcal{E}_{\pm}(k)$ [Eq. (6.4)] (red), shown in (b). The spectrum $\mathcal{E}_{e0\pm}(k) = \mathcal{E}_{e0\pm}(-k)$ [Eq. (6.5)] (blue) at $h_z = 0$ is $k \leftrightarrow -k$ symmetric due to the said \mathcal{T}_{e+} symmetry.

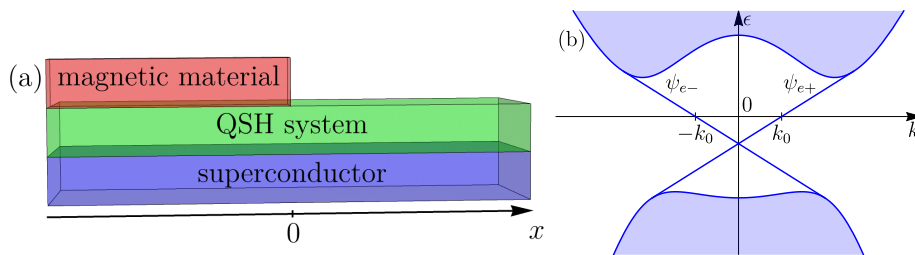


FIG. 2: (a) The edge of a quantum spin Hall system coupled to a superconductor by the proximity effect², considered in Sec. VII. The magnetic material placed in the region $x < 0$ breaks the time-reversal symmetry $\mathcal{T}_{e-}, \mathcal{T}_{e-}^2 = -1$, of the electron system and causes backscattering of the counterpropagating edge states. (b) The schematic normal-state electron spectrum of the system, with counterpropagating edge states and bulk continuum (shaded regions).

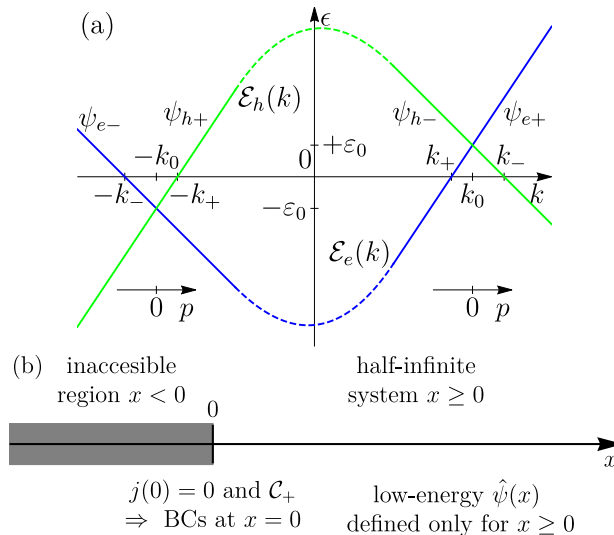


FIG. 3: The origin of the generic low-energy model of a 1D superconductor in the regime of one Fermi surface (1FS). (a) The schematic of the electron $\mathcal{E}_e(k)$ (blue) and hole $\mathcal{E}_h(k) = -\mathcal{E}_e(-k)$ (green) bulk bands in the normal state, in the absence of superconducting pairing. The solid-line parts show regions of the linearized spectrum close to the Fermi level, where the low-energy model [Eqs. (2.2) and (2.11)] applies, with the electron $\psi_{e\pm}(x)$ and hole $\psi_{h\pm}(x)$ components of the BdG wave function $\hat{\psi}(x)$ [Eq. (2.5)]. Generally, $\mathcal{E}_e(k) \neq \mathcal{E}_e(-k)$ and a *Fermi-point mismatch* is present, when the Fermi points $\pm k_{\pm}$ are not at opposite momenta, $k_+ \neq k_-$. In this case, the electron $\mathcal{E}_e(k)$ and hole $\mathcal{E}_h(k)$ bands cross at opposite momenta $\pm k_0$ at finite mismatch energies $\pm \epsilon_0$ [Eq. (2.1)] relative to the Fermi level. (b) Half-infinite low-energy system $x \geq 0$ with a boundary $x = 0$ used to calculate bound states. The low-energy BdG wave function $\hat{\psi}(x)$ is not defined in the “inaccessible” region $x < 0$. Instead, the general boundary conditions [Eqs. (3.4) and (3.5)] at $x = 0$ that satisfy only the fundamental probability-current conservation principle [Eq. (3.1)] and charge-conjugation (CC) symmetry \mathcal{C}_+ are imposed (Sec. III, Fig. 6).

knowledge, remains unproven at the required level of rigor and may turn out to be a more subtle and less universal phenomenon than commonly believed.

One can pose a question what the basic requirements are in more practical terms for a system to host Majorana bound states and how sensitive the states are to the details of the system (such as the structures of the normal-state electron Hamiltonian, induced superconducting pairing field, and boundary of the sample). In this work, we deduce such requirements and find that they are very general. Namely, we demonstrate that any quasi-1D system in the regime of one Fermi surface (1FS) (by a Fermi surface in 1D we mean a pair of Fermi points with right- and left-moving electrons, in the geometry of Fig. 3) exhibits a nondegenerate Majorana bound state at the Fermi level at its boundary (an interface with vacuum or an insulator) once a gapped superconducting state is induced in it (Fig. 4).

We prove this claim using the symmetry-based formalism of low-energy continuum models and general boundary conditions (BCs), which, remarkably, allows one to study the bound states of topological systems in an explicit and general fashion, while completely bypassing topological arguments, such as appeal to bulk-boundary correspondence. For the case of 1FS, under the approximation of the linearized normal-state spectrum close to the Fermi points (Fig. 3), we derive the most general form of the single-particle Bogoliubov-de-Gennes¹⁷ (BdG) low-energy Hamiltonian that is

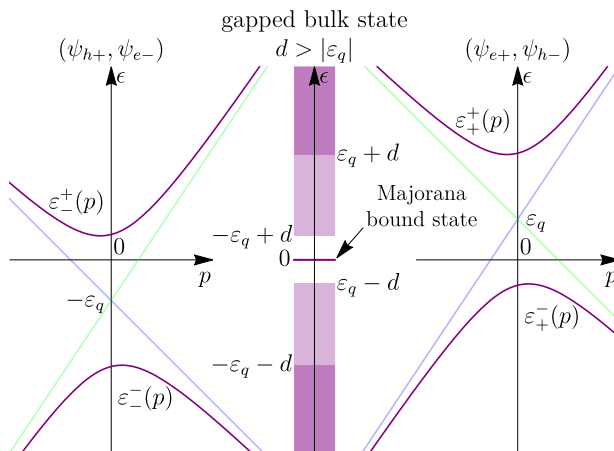


FIG. 4: Ever-present Majorana bound state in the gapped superconducting state of the low-energy model with 1FS [Eqs. (2.11) and (3.4)], the main result of this work. Our model includes the effect of the Fermi-point mismatch (Fig. 3) and the one-harmonic coordinate dependence $\Delta_q(x) = \Delta_0 e^{iqx}$ [Eq. (4.1)] of the pairing field that can help mitigate it. The bulk spectrum (4.6) has individual energy gaps $(\varepsilon_q - d, \varepsilon_q + d)$ and $(-\varepsilon_q - d, -\varepsilon_q + d)$ around $\pm k_0$ momenta, respectively, that open around the modified mismatch energies $\pm \varepsilon_q$ for any magnitude Δ_0 of the pairing field [Eqs. (4.5) and (4.7)]. For large enough Δ_0 , such that $d > |\varepsilon_q|$, the bulk state is gapped since the individual gaps overlap resulting in the global gap $(-d + |\varepsilon_q|, d - |\varepsilon_q|)$. We find that for the general normal-reflection BCs Eq. (3.4), describing a boundary that is an interface with vacuum (sample termination) or an insulator, there always exists a nondegenerate Majorana bound state at the Fermi level $\varepsilon = 0$ in this gapped bulk state.

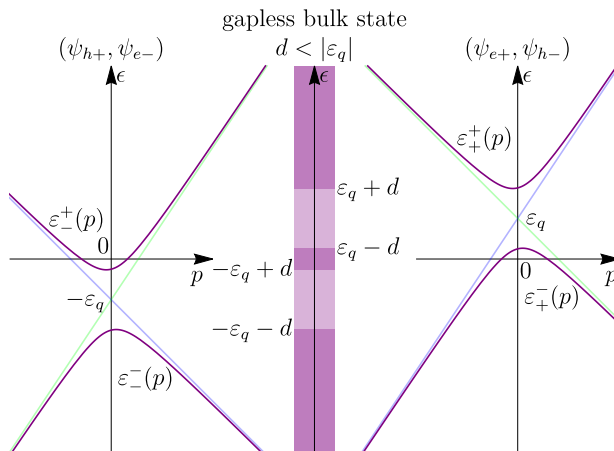


FIG. 5: Gapless bulk state despite the presence of the superconducting pairing field. In the presence of the Fermi-point mismatch, if the amplitude Δ_0 of the pairing field $\Delta_q(x) = \Delta_0 e^{iqx}$ [Eq. (4.1)] is small, such that $d < |\varepsilon_q|$ [Eqs. (4.5) and (4.7)], the individual energy gaps $(\varepsilon_q - d, \varepsilon_q + d)$ and $(-\varepsilon_q - d, -\varepsilon_q + d)$ in the bulk spectrum (4.6) around $\pm k_0$ points do not overlap and hence, the bulk state is gapless. Bound states cannot exist in this regime.

subject only to charge-conjugation (CC) symmetry \mathcal{C}_+ of the type $\mathcal{C}_+^2 = +1$. Such system belongs to the symmetry class D^{16,18}; physically, this describes spinful systems with no other assumed symmetries, in particular, with broken time-reversal (TR) symmetry $\mathcal{T}_-, \mathcal{T}_-^2 = -1$.

Crucially, we also derive the most general form of the BCs for this low-energy Hamiltonian, subject only to the fundamental principle of the probability-current conservation^{19–29} and to CC symmetry \mathcal{C}_+ . We find that there are two families of such BCs, which we term *normal-reflection* and *Andreev-reflection* BCs. In the normal-reflection BCs, there is no scattering between electrons and holes, electrons are reflected as electrons and holes as holes; such BCs physically represent a boundary that is an interface with vacuum (sample termination) or an insulator. In the Andreev-reflection BCs, there is complete reflection of electrons as holes and vice versa; such BCs cannot be defined in the normal state and thus cannot represent such boundary.

For the normal-reflection BCs, we find that a single Majorana bound state always exists at the boundary of a half-infinite system (Fig. 4), as long as the bulk is in the gapped superconducting state, irrespective of the parameters of the bulk Hamiltonian and BCs, thereby proving our claim formulated above.

Importantly, our general model includes the possible *Fermi-point mismatch* (Fig. 3), i.e., the situation when the two Fermi points are not at exactly opposite momenta³⁰, which disfavors superconductivity and introduces a threshold (Figs. 4 and 5) for creating a gapped superconducting state by a coordinate-independent pairing field. We also include the one-harmonic periodic coordinate dependence of the pairing field, which could help mitigate this effect. We find that the Fermi-point mismatch does *not* have a direct destructive effect on the Majorana bound state, in the sense that once the bulk gap is opened the bound state is always present.

We stress that our approach proves the existence of Majorana bound states *generally*, since this is demonstrated within the low-energy model of the most general form, constrained only by the CC symmetry and the probability-current conservation principle. The only requirement for the applicability of the low-energy model is the smallness of the superconducting pairing field and possible Fermi-point mismatch compared to the nonlinearity scale of the underlying normal-state band (these constraints can also be relaxed by the continuity argument). In this low-energy limit, any microscopic BdG model will reduce to an instance of the derived low-energy model with specific parameters of its Hamiltonian and BCs. We illustrate such systematic procedure of deriving the low-energy model from the microscopic model with two examples: a generalized quantum-wire model (Fig. 1) and a model of the edge of the quantum spin Hall system interfaced with a magnetic material (Fig. 2).

This claim thus holds for any microscopic BdG model, regardless of the structure of its normal-state bulk Hamiltonian, spin structure of the superconducting pairing field, and boundary (an interface with vacuum or an insulator). Our low-energy symmetry-based approach thus proves that the persistence of Majorana bound states is, in fact, the property of the whole class of systems. This is the main difference from the previous theoretical demonstrations of the existence of the Majorana bound states, which were done for specific microscopic models.

Our findings have crucial implications for the stability and persistence of Majorana bound states in real systems and can be used as a general guide for engineering systems that host Majorana bound states: as long as the basic general requirements of creating a 1FS system and inducing a gapped superconducting state in it are achieved, Majorana bound states are guaranteed to exist.

The paper is organized as follows. In Sec. II, we derive the low-energy Hamiltonian of the most general form. In Sec. III, we derive the BCs of the most general form. In Sec. IV, we analyze the Fermi-point mismatch and introduce the coordinate dependence of the pairing field that may help mitigate it. In Sec. V, we derive our central result, the existence of the Majorana bound state. In Sec. VI, we present the generalized model of a quantum wire. In Sec. VII, we present the model of the edge of a quantum spin Hall system in proximity of the magnetic material. In the concluding Sec. VIII, we discuss the relation of our low-energy symmetry-based approach to studying bound states to the topological aspect of the system and provide an outlook. In Appendix A, we analyze the effect of TR symmetries \mathcal{T}_{\pm} with $\mathcal{T}_{\pm}^2 = \pm 1$.

Before we proceed, we mention that during the preparation of the manuscript, Ref. 31 came out, where a similar main conclusion about the existence of Majorana bound states was reached using a similar low-energy model. We discuss the main differences between our work and Ref. 31 in Sec. IX after having presented our results.

II. GENERAL LOW-ENERGY HAMILTONIAN FOR ONE-FERMI-SURFACE SYSTEM

We start by deriving the most general form of the low-energy BdG Hamiltonian for the case of 1FS.

For a real spinful electron system, creating 1FS requires some spin-orbit *or* magnetic effects, *or* their combination, in order to properly split the bands. An example of a 1FS system with spin-orbit interaction, but absent magnetic effects is the edge of a 2D quantum spin Hall (QSH) system^{2,32}, Fig. 2 (anticipating our findings, magnetic effects that break TR symmetry \mathcal{T}_{e-} are still required in such system in order to create a boundary). An example of a 1FS system with only magnetic but no spin-orbit effects is a quantum wire with a simple quadratic spectrum and Zeeman effect; inducing superconductivity in it at energies below the Zeeman splitting is only possible for a spin-triplet pairing field. In order to induce superconductivity from a spin-singlet pairing field, spin-orbit interactions are necessary, which amounts to the proposal of Refs. 3,4, Fig. 1.

Suppose $\mathcal{E}_e(k)$ is the normal-state electron band of the underlying microscopic model that crosses the Fermi level at two Fermi points assumed to be at momenta $\pm k_{\pm} \gtrless 0$ in the 1D Brillouin zone, $\mathcal{E}_e(\pm k_{\pm}) = 0$; all energies will be measured relative to the Fermi level. Importantly, since we generally assume no symmetries, besides CC, the Fermi points are not necessarily at opposite momenta; if $k_+ \neq k_-$, we will refer to such situation as the *Fermi-point mismatch*, Fig. 3. The Fermi-point mismatch could be prohibited by a symmetry (spatial, TR $\mathcal{T}_{e\pm}$, or their combination, see, e.g., Appendix A) that relates $k \rightarrow -k$ and hence imposes the constraint $\mathcal{E}_e(k) = \mathcal{E}_e(-k)$.

The corresponding hole spectrum in the normal state (in the absence of superconducting pairing) is $\mathcal{E}_h(k) = -\mathcal{E}_e(-k)$ (obtained by applying CC symmetry \mathcal{C}_+ , see below). The crossings of the electron and hole normal-state spectra occur at two opposite momenta $\pm k_0$, where $\mathcal{E}_e(\pm k_0) = -\mathcal{E}_e(\mp k_0)$. For present Fermi-point mismatch, $k_+ \neq k_-$, the crossings occur at finite energies $\pm \varepsilon_0$, respectively.

As we show below, in order for the gapped superconducting state to be induced in such system, the superconducting pairing field has to overcome the effect of the Fermi-point mismatch. Therefore, considering the low-energy model, we assume the mismatch small compared to the nonlinearity scale of the band $\mathcal{E}_e(k)$, i.e., that, at the very least, $|k_+ - k_-| \ll k_\pm$. Under this approximation, the energy and momentum of the crossing points can be found as

$$\varepsilon_0 = -\frac{v_+v_-}{v_+ + v_-}(k_+ - k_-), \quad k_0 = \frac{v_+k_+ + v_-k_-}{v_+ + v_-}. \quad (2.1)$$

from the linearized electron spectrum $\mathcal{E}_e(k) \approx \pm v_\pm(k \mp k_\pm) = \pm v_\pm(k \mp k_0) \pm \varepsilon_0$ around the Fermi or crossing points. To the leading order, the velocities $v_\pm = \pm \partial_k \mathcal{E}_e(\pm k_\pm) \approx \pm \partial_k \mathcal{E}_e(\pm k_0) > 0$ at the Fermi points $\pm k_\pm$ and at the crossing points $\pm k_0$ are equal.

This expansion of the underlying spectrum $\mathcal{E}_e(k)$ about the crossing points $\pm k_0$ to the linear order gives the low-energy electron Hamiltonian

$$\hat{H}_e(\hat{p}) = \begin{pmatrix} v_+\hat{p} + \varepsilon_0 & 0 \\ 0 & -v_-\hat{p} - \varepsilon_0 \end{pmatrix} \quad (2.2)$$

for the low-energy electron wave function

$$\hat{\psi}_e(x) = \begin{pmatrix} \psi_{e+}(x) \\ \psi_{e-}(x) \end{pmatrix}. \quad (2.3)$$

Here, $\hat{p} = -i\partial_x$ is the momentum operator corresponding to the momentum deviations from the crossing points $\pm k_0$.

In the BdG formalism of superconductivity¹⁷, one introduces a complementary hole wave function

$$\hat{\psi}_h(x) = \begin{pmatrix} \psi_{h+}(x) \\ \psi_{h-}(x) \end{pmatrix}, \quad (2.4)$$

so that the full BdG wave function reads

$$\hat{\psi}(x) = \begin{pmatrix} \hat{\psi}_e(x) \\ \hat{\psi}_h(x) \end{pmatrix} = \begin{pmatrix} \psi_{e+}(x) \\ \psi_{e-}(x) \\ \psi_{h+}(x) \\ \psi_{h-}(x) \end{pmatrix}. \quad (2.5)$$

The structure of the BdG Hamiltonian $\hat{H}(\hat{p})$ in this electron-hole space is governed by charge-conjugation (CC) symmetry. A Hamiltonian $\hat{H}(\hat{p})$ satisfies CC symmetry, if there exist an antiunitary CC operation

$$\mathcal{C}_+ = \hat{C}_+ \mathcal{K}, \quad (2.6)$$

where \hat{C}_+ is a unitary matrix and \mathcal{K} is the complex-conjugation operation, under which the Hamiltonian changes its sign,

$$\hat{C}_\pm [\hat{H}(\hat{p})]^* \hat{C}_\pm^\dagger = -\hat{H}(\hat{p}), \quad (2.7)$$

with $\hat{p}^* = -\hat{p}$. A constraint is also imposed that the CC operation squares to either ± 1 . For a spinful electron system with broken spin symmetry, the physical CC operation \mathcal{C}_+ is the one that squares to $+1$ (which we emphasize with the subscript in \mathcal{C}_+), i.e.,

$$\mathcal{C}_+^2 = \hat{C}_+ \hat{C}_+^* = \hat{1}_4;$$

it is the one that ensures the antisymmetry of the pairing field, in accord with the Fermi statistics. This symmetry alone realizes systems of class D of the topological classification scheme¹⁶.

In the basis of Eq. (2.5), without loss of generality, the CC operation can always be brought to the form

$$\hat{C}_+ = \tau_x \otimes \hat{1}_2 \quad (2.8)$$

by the appropriate choice of electron and holes basis states, where τ_x is the second Pauli matrix and $\hat{1}_2$ is a 2×2 unit matrix. So, the action of the CC operation on the wave function reads

$$\mathcal{C}_+ \hat{\psi}(x) = \begin{pmatrix} \hat{\psi}_h^*(x) \\ \hat{\psi}_e^*(x) \end{pmatrix}. \quad (2.9)$$

Note that the CC operation does not alter the coordinate, which will be important for the analysis of the CC symmetry of the BCs.

Once the CC operation \mathcal{C}_+ is specified, the most general form of the BdG Hamiltonian allowed by \mathcal{C}_+ symmetry reads

$$\hat{H}(\hat{p}) = \begin{pmatrix} \hat{H}_e(\hat{p}) & \hat{\Delta}(x) \\ \hat{\Delta}^\dagger(x) & -\hat{H}_e^T(-\hat{p}) \end{pmatrix}, \quad (2.10)$$

in the basis (2.5). The form $-\hat{H}_e^T(-\hat{p})$ of the hole Hamiltonian is fixed by that of the electron one [Eq. (2.2)] and the superconducting pairing field matrix $\hat{\Delta}(x)$ must be antisymmetric, $\hat{\Delta}^T(x) = -\hat{\Delta}(x)$. Here, T denotes matrix transposition. And since in the 1FS case it is a 2×2 matrix, its form is uniquely fixed by this, $\hat{\Delta}(x) = i\tau_y \Delta(x)$. The pairing field of the low-energy model (2.10) is therefore fully described by one complex function $\Delta(x)$. This holds regardless of the actual underlying spin structure of the pairing field (this can mean, however, that pairing fields with some spin structures cannot be induced; see discussion in Sec. VIC for the generalized quantum-wire model).

So, for 1FS, the most general form of the \mathcal{C}_+ -symmetric BdG low-energy Hamiltonian reads

$$\hat{H}(\hat{p}) = \begin{pmatrix} v_+\hat{p} + \varepsilon_0 & 0 & 0 & \Delta(x) \\ 0 & -v_-\hat{p} - \varepsilon_0 & -\Delta(x) & 0 \\ 0 & -\Delta^*(x) & v_+\hat{p} - \varepsilon_0 & 0 \\ \Delta^*(x) & 0 & 0 & -v_-\hat{p} + \varepsilon_0 \end{pmatrix}. \quad (2.11)$$

The pairs $(\psi_{e_+}(x), \psi_{h_-}(x))$ and $(\psi_{h_+}(x), \psi_{e_-}(x))$ of the wave-function (2.5) components of the states around $\pm k_0$ points, respectively, are not coupled by the bulk Hamiltonian (2.11).

The normal-state spectrum in the absence of the pairing field $\Delta(x)$ for the full BdG Hamiltonian (2.11), including the hole states, is shown in Fig. 3. Note that both the electron $\psi_{e_\pm}(x)$ and hole $\psi_{h_\pm}(x)$ components of the BdG wave function (2.5) are labeled with \pm according to their propagation direction (right and left, respectively, in the geometry of Fig. 3) as set by the signs $\pm v_\pm \gtrless 0$ of their velocities. The electron components $\psi_{e_\pm}(x)$ correspond to $\pm k_0$ momenta, respectively, by construction, while the hole components $\psi_{h_\pm}(x)$ correspond to $\mp k_0$.

III. GENERAL CHARGE-CONJUGATION-SYMMETRIC BOUNDARY CONDITIONS

We now derive the most general form of the BCs for the BdG Hamiltonian (2.11), restricted only by the probability-current conservation principle and CC symmetry \mathcal{C}_+ .

We assume that the low-energy system is half-infinite and occupies the region $x \geq 0$; $x = 0$ is its boundary. The low-energy wave function $\hat{\psi}(x)$ [Eq. (2.5)] is not defined in the region $x < 0$; physically, this means that there is a large excitation gap in the region $x < 0$ in the underlying microscopic model, which renders it inaccessible for the low-energy excitations of $\hat{\psi}(x)$.

The most general possible form of the BCs of a continuum model is governed^{19–29} by the fundamental principle of the conservation of the probability current $j(x)$, which follows from the hermiticity of the Hamiltonian, which, in turn, follows from the norm conservation of the wave function. For a half-infinite system, this principle takes the form of the current nullification at the boundary,

$$j(0) = 0. \quad (3.1)$$

For an arbitrary 1D continuum model, such BCs have been derived in Ref. 26. For the linear-in-momentum Hamiltonian (2.11), the probability current

$$j(x) = j_e(x) + j_h(x), \quad j_\nu(x) = j_{\nu_+}(x) + j_{\nu_-}(x), \quad j_{\nu_\pm}(x) = \pm v_\pm |\psi_{\nu_\pm}(x)|^2, \quad \nu = e, h, \quad (3.2)$$

is a diagonal quadratic form of the wave-function components and the most general form of the BCs nullifying it reads

$$\hat{\psi}_+(0) = \hat{U} \hat{\psi}_-(0). \quad (3.3)$$

Here,

$$\hat{\psi}_\pm(x) = \begin{pmatrix} \sqrt{v_\pm} \psi_{e_\pm}(x) \\ \sqrt{v_\pm} \psi_{h_\pm}(x) \end{pmatrix}$$

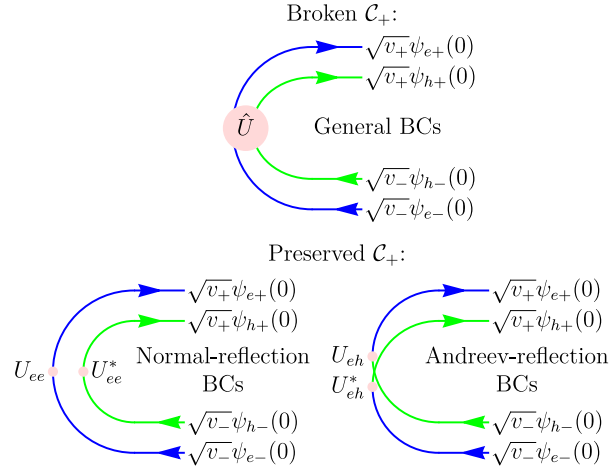


FIG. 6: Illustration of the boundary conditions (BCs) for the low-energy model of a 1D superconductor with one Fermi surface (1FS) with the Hamiltonian $\hat{H}(\hat{p})$ [Eq. (2.11)]. (a) The most general form (3.3) of the BCs subject only to the fundamental principle of probability-current conservation [Eqs. (3.1) and (3.2)] are parameterized by the unitary matrix $\hat{U} \in U(2)$, which has a natural interpretation of the scattering matrix between the incident (left-moving) (ψ_{e-}, ψ_{h-}) and reflected (right-moving) (ψ_{e+}, ψ_{h+}) components of the BdG wave function (2.5), Fig. 3. Under charge-conjugation (CC) symmetry \mathcal{C}_+ [Eqs. (2.6), (2.8), and (2.9)], there are only two allowed disconnected subfamilies of these BCs, which we term (b) *normal-reflection* [Eq. (3.4)] and (c) *Andreev-reflection* [Eq. (3.5)] BCs. (b) In the normal-reflection BCs, electrons are reflected as electrons and holes as holes. Such BCs represent a boundary that is an interface with vacuum (sample termination) or an insulator. (c) In the Andreev-reflection BCs, electrons are completely reflected as holes and vice versa. Such BCs cannot be defined in the normal state and cannot represent such boundary.

are the vectors that group the wave-function components (2.5) with the same sign \pm of velocities (right- and left-moving states, respectively) and

$$\hat{U} = \begin{pmatrix} u_{ee} & u_{eh} \\ u_{he} & u_{hh} \end{pmatrix}, \quad \hat{U}\hat{U}^\dagger = \hat{1},$$

is a $U(2)$ unitary matrix. Thus, all possible BCs form a family parameterized by the unitary matrix \hat{U} . Each instance of \hat{U} delivers one possible set of BCs. The structure of the BCs (3.3) is particularly transparent and has a natural physical interpretation as a scattering process off the boundary between the incident (left-moving) $\hat{\psi}_-(x)$ and reflected (right-moving) $\hat{\psi}_+(x)$ waves, where \hat{U} plays the role of the scattering matrix.

For arbitrary \hat{U} , these BCs generally break \mathcal{C}_+ symmetry, in which case the system with a boundary does not have \mathcal{C}_+ symmetry even though the bulk Hamiltonian (2.11) does. However, in order for the bound states to represent the topological properties of the bulk stemming from a certain symmetry, the system with a boundary must satisfy that symmetry. Within the continuum-model formalism, this means that the BCs must also satisfy that symmetry²⁷. In turn, the latter means that the wave function transformed under that symmetry operation also satisfies the BCs (BCs essentially restrict the Hilbert space, and since the transformed wave function must also belong to the same Hilbert space, it must satisfy those BCs). This introduces constraints on the allowed form of \hat{U} . For the CC symmetry \mathcal{C}_+ in question, inserting the transformed wave function $\mathcal{C}_+\hat{\psi}(0)$ [Eq. (2.9)] into the BCs (3.3), we find that the transformed wave function satisfies them if the following constraints on \hat{U} are satisfied

$$u_{hh} = u_{ee}^*, \quad u_{he} = u_{eh}^*.$$

(Note that, importantly, the CC operation \mathcal{C}_+ does not alter the coordinate x and thus leaves the geometry of system intact; hence, the system with a boundary can, in principle, be \mathcal{C}_+ -symmetric.) From this, choosing u_{ee} and u_{eh} as the independent matrix elements and combining with the unitarity of \hat{U} , we obtain the following constraints

$$u_{ee}u_{ee}^* + u_{eh}u_{eh}^* = 1, \quad u_{ee}u_{eh} = 0.$$

Thus, there are only two options. The first option is when $u_{eh} = 0$, and

$$\hat{U} = \begin{pmatrix} U_{ee} & 0 \\ 0 & U_{ee}^* \end{pmatrix}, \quad |U_{ee}| = 1;$$

the spelled out Eq. (3.3) takes the form

$$\begin{aligned}\sqrt{v_+}\psi_{e+}(0) &= U_{ee}\sqrt{v_-}\psi_{e-}(0), \\ \sqrt{v_+}\psi_{h+}(0) &= U_{ee}^*\sqrt{v_-}\psi_{h-}(0).\end{aligned}\tag{3.4}$$

The second option is when $u_{ee} = 0$, and

$$\hat{U} = \begin{pmatrix} 0 & U_{eh} \\ U_{eh}^* & 0 \end{pmatrix}, \quad |U_{eh}| = 1;$$

the spelled out Eq. (3.3) takes the form

$$\begin{aligned}\sqrt{v_+}\psi_{e+}(0) &= U_{eh}\sqrt{v_-}\psi_{h-}(0), \\ \sqrt{v_+}\psi_{h+}(0) &= U_{eh}^*\sqrt{v_-}\psi_{e-}(0).\end{aligned}\tag{3.5}$$

Thus, we obtain that the most general BCs subject only to the current nullification principle and CC symmetry \mathcal{C}_+ consist of two families, Eqs. (3.4) and (3.5), each parameterized by the respective scattering phase factors U_{ee} and U_{eh} ; each value of U_{ee} or U_{eh} corresponds to one possible set of BCs of the respective family. Note that the two families are disconnected in the parameter space of the $\hat{U} \in U(2)$ matrix manifold and can never be connected without breaking \mathcal{C}_+ symmetry. Also note that, for each family, one of the equations in the BCs can be obtained from the other by the \mathcal{C}_+ operation, underscoring their \mathcal{C}_+ symmetry.

In the BCs (3.4), there is no scattering between the electron and hole components of the wave function; the electron $j_e(0) = j_{e+}(0) + j_{e-}(0) = 0$ and hole $j_h(0) = j_{h+}(0) + j_{h-}(0) = 0$ contributions to the total current (3.2) vanish individually. On the other hand, in the BCs (3.5), there is scattering only between the electron and hole components; the combinations $j_{e+}(0) + j_{h-}(0) = 0$ and $j_{e-}(0) + j_{h+}(0) = 0$, each involving parts of the electron and hole currents, vanish individually. Accordingly, we term these BCs as the *normal-reflection* [Eq. (3.4)] and *Andreev-reflection* [Eq. (3.5)] BCs, respectively. The BCs are illustrated schematically in Fig. 6.

The main crucial difference between the two families of BCs is that the normal-reflection BCs (3.4) are well-defined already in the normal state, i.e., in the absence of the superconducting pairing field $\Delta(x)$ and just for the electron part $\hat{\psi}_e(x)$ of the BdG wave function $\hat{\psi}(x)$ [Eq. (2.5)], without introducing the hole part $\hat{\psi}_h(x)$. Indeed, the first BC in Eq. (3.4) involves only the components of $\hat{\psi}_e(x)$ and is the most general form of the BC^{19,23–28} for the electron Hamiltonian $\hat{H}_e(\hat{p})$ [Eq. (2.2)] with the probability current $j_e(x)$ [Eq. (3.2)] subject only to the current nullification principle $j_e(0) = 0$.

In contrast, the Andreev-reflection BCs (3.5) cannot be defined in the normal state: they can be defined only in the presence of the hole part $\hat{\psi}_h(x)$, which implies the presence of superconductivity at the boundary in some form even in the absence of the pairing field $\Delta(x)$. For example, one plausible physical realization of the Andreev-reflection BCs could be that the inaccessible region $x < 0$ is a superconductor with a much larger gap.

In this work, our focus is on the bound states of a physical quasi-1D sample that is terminated (as in Fig. 1) or interfaced with an insulator (as in Fig. 2), when the inaccessible region $x < 0$ is a vacuum or an insulating material. According to the above considerations, the boundary of such system with a well-defined normal state can be represented in the low-energy model only by the normal-reflection BCs (3.4). Therefore, in the remainder of the paper, we will consider only the normal-reflection BCs (3.4), while the Andreev-reflection BCs (3.5) will be explored elsewhere.

IV. FERMI-POINT MISMATCH, COORDINATE-DEPENDENT PAIRING FIELD, BULK SPECTRUM

The derived low-energy Hamiltonian (2.11) is valid for an arbitrary coordinate dependence of the pairing field $\Delta(x)$. Which dependence is actually favored in a real system may depend on various factors and be nonobvious. As the main application, we have in mind the setups where superconductivity is induced in the quasi-1D system due to the proximity effect of a nearby superconductor, as in Figs. 1 and 2. Strictly speaking, within the mean-field approach to the interacting many-body Hamiltonian, the favored form of the pairing field must be found by minimizing the energy of the BCS Slater-determinant trial many-body state of this coupled system. Without the Fermi-point mismatch, it is likely that the induced pairing field is coordinate-independent, $\Delta(x) = \Delta_0$. With the Fermi-point mismatch, however, a plausible scenario is that the induced pairing field could have a periodic behavior associated with the momentum mismatch $k_+ - k_- \neq 0$, akin to the Larkin-Ovchinnikov-Fulde-Ferrel state^{36,37}.

Let us examine a one-harmonic periodic coordinate dependence

$$\Delta_q(x) = \Delta_0 e^{iqx}, \quad \Delta_0 = |\Delta_0| e^{-i\delta},\tag{4.1}$$

characterized by some momentum q , which we discuss below. This explicit coordinate dependence can be eliminated from the Hamiltonian $\hat{H}(\hat{p})|_{\Delta(x)=\Delta_q(x); \varepsilon_0}$ [Eq. (2.11)] with the pairing field $\Delta_q(x)$ and Fermi-point-mismatch energy ε_0 by the following transformation of the wave function

$$\hat{\psi}(x) = \begin{pmatrix} e^{i(+1-\bar{v}_0)\frac{q}{2}x}\psi'_{e+}(x) \\ e^{i(+1+\bar{v}_0)\frac{q}{2}x}\psi'_{e-}(x) \\ e^{i(-1+\bar{v}_0)\frac{q}{2}x}\psi'_{h+}(x) \\ e^{i(-1-\bar{v}_0)\frac{q}{2}x}\psi'_{h-}(x) \end{pmatrix}, \quad \hat{\psi}'(x) = \begin{pmatrix} \psi'_{e+}(x) \\ \psi'_{e-}(x) \\ \psi'_{h+}(x) \\ \psi'_{h-}(x) \end{pmatrix}, \quad (4.2)$$

where

$$\bar{v}_0 = \frac{v_0}{v_z}, \quad v_{0,z} = \frac{1}{2}(v_+ \mp v_-). \quad (4.3)$$

It essentially amounts to introducing proper individual momentum shifts for the wave-function components, which can be deduced by analyzing the Hamiltonian in momentum space. This way, we find that the Hamiltonian for the wave function $\hat{\psi}'(x)$ has the form

$$\hat{H}'(\hat{p}) \equiv \hat{H}(\hat{p})|_{\Delta(x)=\Delta_0; \varepsilon_0 \rightarrow \varepsilon_q} \quad (4.4)$$

of Eq. (2.11), but with the coordinate-independent pairing field Δ_0 and modified, q -dependent mismatch energy [Eq. (2.1)]

$$\varepsilon_q = \varepsilon_0 + \frac{v_+v_-}{v_+ + v_-}q = \frac{v_+v_-}{v_+ + v_-}[q - (k_+ - k_-)]. \quad (4.5)$$

The Hamiltonian $\hat{H}'(\hat{p})$ is thus effectively translationally invariant and its bulk eigenstates for an infinite system can be characterized by the momentum quantum number p [although different components of the original wave function $\hat{\psi}(x)$ have different momenta, as per Eq. (4.2)]. Hence, the bulk spectrum of both Hamiltonians $\hat{H}'(\hat{p})$ and $\hat{H}(\hat{p})|_{\Delta(x)=\Delta_q(x); \varepsilon_0}$ consists of the bands

$$\varepsilon_{\pm}^{\pm}(p) = \varepsilon_q + v_0p \pm \sqrt{v_z^2p^2 + |\Delta_0|^2}, \quad \varepsilon_{\pm}^{\mp}(p) = -\varepsilon_q + v_0p \pm \sqrt{v_z^2p^2 + |\Delta_0|^2} \quad (4.6)$$

for the decoupled pairs $(\psi_{e+}(x), \psi_{h-}(x))$ and $(\psi_{h+}(x), \psi_{e-}(x))$ of components around $\pm k_0$ momenta, respectively, as plotted in Figs. 4 and 5. We observe that the individual energy gaps $(\varepsilon_q - d, \varepsilon_q + d)$ and $(-\varepsilon_q - d, -\varepsilon_q + d)$ with

$$d = |\Delta_0|\sqrt{1 - \bar{v}_0^2} \quad (4.7)$$

open up in the bulk spectrum (4.6) around $\pm k_0$ momenta, respectively, for any value of the pairing field Δ_0 . However, when $d < |\varepsilon_q|$, these individual gaps do not overlap and the bulk state remain gapless despite the presence of the pairing field (Fig. 5). Only when $d > |\varepsilon_q|$ exceeds the modified mismatch energy, the individual gaps overlap, resulting in the global energy gap $(-d + |\varepsilon_q|, d - |\varepsilon_q|)$ centered around the Fermi level $\epsilon = 0$ (Fig. 4). Thus, whenever the modified mismatch energy $\varepsilon_q \neq 0$ is nonzero, there is a threshold for creating a gapped bulk superconducting state.

The modified mismatch energy $\varepsilon_q = 0$ is absent when $q = k_+ - k_-$. Only in this case there is no threshold for gap opening, which would suggest that such q in Eq. (4.1) should be favorable. However, this means that in the nearby superconductor (in setups such as in Fig. 1), which is the source of superconductivity, the pairing field must have a similar coordinate dependence at least in some region close to the quasi-1D system, which would cause a penalty in the gradient energy. Therefore, which value of q (whether 0 or $k_+ - k_-$, or some intermediate value) minimizes the ground-state energy of the interacting many-body system cannot be answered without carrying out the minimization procedure for the whole coupled system. This question is beyond the focus of this work and we do not attempt to answer it here. Instead, we calculate the bound states for any Fermi-point mismatch $k_+ - k_-$ and for the coordinate-dependence (4.1) of the pairing field with any q and demonstrate that a Majorana bound state does exist regardless of their values, as long as the superconducting state is gapped (Fig. 4).

V. EVER-PRESENT MAJORANA BOUND STATE

Having derived the general forms of the bulk Hamiltonian [Eq. (2.11)] and normal-reflection BCs [Eq. (3.4)], we now analytically calculate the bound states for the half-infinite system $x \geq 0$ with the pairing field of the form $\Delta_q(x)$ [Eq. (4.1)].

The calculation is straightforward. We first construct a general solution to the Schrödinger equation $\hat{H}'(\hat{p})\hat{\psi}'(x) = \epsilon\hat{\psi}'(x)$ that decays into the bulk, as $x \rightarrow +\infty$. A decaying solution can exist only in the gapped superconducting state (Fig. 4), i.e., for $d > |\varepsilon_q|$ [Eqs. (4.5) and (4.7)] in the presence of the Fermi-point mismatch, at energies $\epsilon \in (-d + |\varepsilon_q|, d - |\varepsilon_q|)$ within the gap of the bulk spectrum (4.6). The general decaying solution is a linear combination of particular decaying solutions with complex momenta p , obtained from the characteristic equation $\det[\hat{H}'(p) - \epsilon\hat{1}_4] = 0$. There are two such particular solutions $\hat{\mathcal{X}}_{\pm}(\epsilon)e^{ip_{\pm}(\epsilon)x}$, with the momenta

$$p_{\pm}(\epsilon) = \frac{d}{v_z^2 - v_0^2}(-\bar{v}_0\bar{\epsilon}_{\pm} + i\sqrt{1 - \bar{\epsilon}_{\pm}^2})$$

and vectors

$$\hat{\mathcal{X}}_+(\epsilon) = \left(\frac{1}{\sqrt{v_+}}e^{i[\Phi_+(\epsilon) - \delta]}, 0, 0, \frac{1}{\sqrt{v_-}}\right)^T, \quad \hat{\mathcal{X}}_-(\epsilon) = \left(0, \frac{1}{\sqrt{v_-}}, -\frac{1}{\sqrt{v_+}}e^{i[\Phi_-(\epsilon) + \delta]}, 0\right)^T,$$

where we denote

$$e^{i\Phi_{\pm}(\epsilon)} = \bar{\epsilon}_{\pm} + i\sqrt{1 - \bar{\epsilon}_{\pm}^2}, \quad \bar{\epsilon}_{\pm} = \frac{\epsilon \mp \varepsilon_q}{d}.$$

These particular solutions originate from the pairs $(\psi'_{e_+}(x), \psi'_{h_-}(x))$ and $(\psi'_{h_+}(x), \psi'_{e_-}(x))$ of components around $\pm k_0$ momenta, respectively, which are decoupled in the bulk Hamiltonian. The general decaying solution reads

$$\hat{\psi}'(x) = C_+\hat{\mathcal{X}}_+(\epsilon)e^{ip_+(\epsilon)x} + C_-\hat{\mathcal{X}}_-(\epsilon)e^{ip_-(\epsilon)x}, \quad (5.1)$$

where C_{\pm} are the free coefficients.

Inserting this wave function (5.1) via Eq. (4.2) into the normal-reflection BCs (3.4), we obtain a linear homogeneous system of equations for the unknown coefficients C_{\pm} . This system has nontrivial solutions only if its determinant is zero. After some basic algebra, we find that the latter condition can be expressed as

$$e^{i[\Phi_+(\epsilon) + \Phi_-(\epsilon)]} = -1,$$

which constitutes the equation for the bound-state energy ϵ . The phase δ of the pairing field (4.1) and the scattering phase factor U_{ee} in the BCs (3.4) drop out. Analyzing this equation, we find that it always has one nondegenerate solution $\epsilon = 0$, which is the Majorana bound state.

Hence, we arrive at the central result of this work, that, as long as a gapped superconducting state can be induced in a quasi-1D system with 1FS, there always exist a Majorana bound state at the sample boundary that is an interface with vacuum (sample termination) or an insulator, as illustrated in Fig. 4. As already explained in Sec. I, since this claim has been proven for the low-energy model with the most general forms of the bulk Hamiltonian and normal-reflection BCs, it holds for the whole class of systems: any microscopic model with such general properties will reduce to an instance of the derived general low-energy model in the low-energy limit and will thus host Majorana bound states regardless of its other details. Although the presented proof is self-contained, it is nonetheless insightful to illustrate this latter point for specific microscopic models, which we do in the next Secs. VI and VII.

We stress the $\epsilon = 0$ Majorana bound state exists specifically for normal-reflection BCs (3.4), and only this family of general \mathcal{C}_+ -symmetric BCs can represent the boundary that is an interface with vacuum or an insulator. As explained in Sec. III, Andreev-reflection BCs cannot represent such boundary, since they imply the presence of superconductivity in some form even for absent pairing field $\Delta(x)$. We have checked that for Andreev-reflection BCs there are no symmetry protected $\epsilon = 0$ bound states. The analysis of Andreev-reflection BCs is beyond the focus of this paper.

VI. GENERALIZED QUANTUM-WIRE MODEL

In this and the next sections, we demonstrate how instances of the general low-energy model [Eqs. (2.11) and (3.4)] derived above purely from symmetry considerations and probability-current conservation principle arise from “microscopic”³⁸ models in the low-energy limit. We present the systematic procedure of deriving both the Hamiltonian and BCs of the low-energy model from the underlying microscopic model.

As the first example, we consider a model of a quantum wire, which has a few generalizations relative to that of Refs. 3,4: an arbitrary direction of the Zeeman field and a general spin structure of the superconducting pairing field.

A. Electron Hamiltonian and its bulk spectrum

We consider a quantum-wire model for spinful electrons with the wave function

$$\hat{\Psi}_e(x) = \begin{pmatrix} \Psi_{e\uparrow}(x) \\ \Psi_{e\downarrow}(x) \end{pmatrix} \quad (6.1)$$

described by the following electron Hamiltonian

$$\hat{\mathcal{H}}_e(\hat{k}) = \hat{\mathcal{H}}_{e0}(\hat{k}) - h_z \sigma_z, \quad (6.2)$$

$$\hat{\mathcal{H}}_{e0}(\hat{k}) = (\beta \hat{k}^2 - \mu) \sigma_0 - \alpha \hat{k} \sigma_z - h_x \sigma_x - h_y \sigma_y. \quad (6.3)$$

Here $\hat{k} = -i\partial_x$ is the momentum operator, $\beta > 0$ is the curvature coefficient of the quadratic term, $\alpha > 0$ is the velocity coefficient of the linear spin-orbit term, μ is the chemical potential, $\sigma_0 = \hat{1}$ is the unity matrix and σ_γ , $\gamma = x, y, z$, are the spin Pauli matrices.

We assume that without the magnetic field the system (also the one with the boundary) possesses the reflection symmetry $\Sigma_z : z \rightarrow -z$ along the horizontal z axis perpendicular to the wire, as shown in Fig. 1. This z axis is also the direction of the average spin-orbit field $[\langle \mathbf{E}(\mathbf{r}) \rangle \times \mathbf{k}]$, where the microscopic electric field $\mathbf{E}(\mathbf{r})$ is on average oriented along the vertical y direction due to the broken reflection symmetry along it and assumed Σ_z symmetry. Choosing this direction as the z spin quantization axis gives the spin-orbit term $-\alpha \sigma_z \hat{k}$. Next, we consider the magnetic field $\mathbf{B} = (B_x, B_y, B_z)$ of arbitrary orientation. The total Zeeman term, assumed to have full spin rotational symmetry, reads $-h_x \sigma_x - h_y \sigma_y - h_z \sigma_z$, with $\mathbf{h} = \frac{g}{2} \mu_B \mathbf{B}$, where μ_B is the Bohr magneton.

As a result, the full electron Hamiltonian $\mathcal{H}_e(\hat{k})$ has axial spin rotation symmetry about the z axis. Its bulk spectrum [Fig. 1(b)]

$$\mathcal{E}_{e\pm}(k) = \beta k^2 - \mu \pm \sqrt{(\alpha k + h_z)^2 + h_\perp^2} \quad (6.4)$$

depends only on the amplitude h_\perp , but not the angle ϕ_\perp , of the part

$$(h_x, h_y) = h_\perp (\cos \phi_\perp, \sin \phi_\perp)$$

of the Zeeman field in the vertical xy plane containing the wire. The h_z Zeeman term causes the Fermi-point mismatch due to the asymmetry $\mathcal{E}_{e\pm}(k) \neq \mathcal{E}_{e\pm}(-k)$, which disfavors superconductivity, as discussed in Sec. IV.

For absent $h_z = 0$, $\hat{\mathcal{H}}_{e0}(\hat{k})$ is the electron Hamiltonian of the quantum-wire model introduced in Ref. 3,4. As noticed in Refs. 31,33,34 and as we discuss in Appendix A 3, in this case, the electron system has an effective TR symmetry \mathcal{T}_{e+} with $\mathcal{T}_{e+}^2 = +1$, which prohibits the Fermi-point mismatch. The bulk spectrum of the electron Hamiltonian $\hat{\mathcal{H}}_{e0}(k)$ without the h_z term reads [Fig. 1(b)]

$$\mathcal{E}_{e0\pm}(k) = \beta k^2 - \mu \pm \sqrt{\alpha^2 k^2 + h_\perp^2}. \quad (6.5)$$

Whenever the h_\perp Zeeman field is present, there is a range $\mu \in (-h_\perp, h_\perp)$ of the chemical potential, where the system has 1FS, in which a Majorana bound state was originally predicted in Refs. 3,4. This is the regime of interest in this work. Since we assume the effect of the Fermi-point mismatch small in the low-energy limit, we will take the h_z Zeeman term into account perturbatively.

There are two regimes of the behavior of the lower band $\mathcal{E}_{e0-}(k)$, see Fig. 7: (i) for $h_\perp < \varepsilon_\alpha$, where

$$\varepsilon_\alpha = \frac{\alpha^2}{2\beta} \quad (6.6)$$

is the crossover energy scale, at which the spin-orbit $\sim \alpha k$ and quadratic $\sim \beta k^2$ terms become comparable, the lower band has a maximum at $k = 0$ and two minima; (ii) for $h_\perp > \varepsilon_\alpha$, the lower band has only a minimum at $k = 0$. In either regime $h_\perp \geq \varepsilon_\alpha$, for $\mu \in (-h_\perp, h_\perp)$, the Fermi level crosses only the lower band $\mathcal{E}_{e0-}(k)$ twice, at the Fermi points $k = \pm k_0$, where the Fermi momentum

$$k_0 = \sqrt{(s + \mu + \varepsilon_\alpha) / \beta}, \quad s = \sqrt{h_\perp^2 + 2\mu\varepsilon_\alpha + \varepsilon_\alpha^2}, \quad (6.7)$$

is obtained from $\mathcal{E}_{e0-}(k) = 0$. The Fermi points are at opposite momenta $k = \pm k_0$ in the absence of the h_z Zeeman field, which is the consequence of the effective TR symmetry \mathcal{T}_{e+} , as we discuss in Appendix A 3.

The normalized bulk eigenstates of the Hamiltonian $\hat{\mathcal{H}}_{e0}(k)$ for the lower band $\mathcal{E}_{e0-}(k)$ are

$$\hat{\chi}_e(k) = \begin{pmatrix} \chi_{e\uparrow}(k) \\ \chi_{e\downarrow}(k) \end{pmatrix} = \frac{1}{\sqrt{N(k)}} \begin{pmatrix} e^{-\frac{i}{2}\phi_{\perp}} h_{\perp} \\ e^{\frac{i}{2}\phi_{\perp}} (\sqrt{\alpha^2 k^2 + h_{\perp}^2} - \alpha k) \end{pmatrix}, \quad N(k) = 2\sqrt{\alpha^2 k^2 + h_{\perp}^2} (\sqrt{\alpha^2 k^2 + h_{\perp}^2} - \alpha k), \quad (6.8)$$

which will be used in the next section.

B. General form of the superconducting pairing field

The general BdG Hamiltonian built from the electron Hamiltonian (6.2) of the quantum wire has the standard block structure

$$\hat{\mathcal{H}}(\hat{k}) = \begin{pmatrix} \hat{\mathcal{H}}_e(\hat{k}) & \hat{\Delta}[x, \cdot] \\ \hat{\Delta}^{\dagger}[x, \cdot] & -\hat{\mathcal{H}}_e^{\text{T}}(-\hat{k}) \end{pmatrix} \quad (6.9)$$

for the BdG wave function

$$\hat{\Psi}(x) = \begin{pmatrix} \hat{\Psi}_e(x) \\ \hat{\Psi}_h(x) \end{pmatrix}, \quad \hat{\Psi}_h(x) = \begin{pmatrix} \Psi_{h\uparrow}(x) \\ \Psi_{h\downarrow}(x) \end{pmatrix}. \quad (6.10)$$

The charge-conjugation operation reads $\mathcal{C}_+ \hat{\Psi}(x) = \hat{C}_+ \hat{\Psi}^*(x)$, $\hat{C}_+ = \tau_x \otimes \sigma_0$.

As another generalization of the model proposed in Refs. 3,4, we consider the most general form of the superconducting pairing field, described by the nonlocal integral operator, acting on the wave function as

$$\hat{\Delta}[x, \hat{\Psi}_h] = \int dx' \hat{\Delta}(x, x') \hat{\Psi}_h(x'), \quad \hat{\Delta}^{\dagger}[x, \hat{\Psi}_e] = \int dx' \hat{\Delta}^{\dagger}(x', x) \hat{\Psi}_e(x'). \quad (6.11)$$

Its kernel

$$\hat{\Delta}(x, x') = \sum_{\gamma=0,x,y,z} \Delta_{\gamma}(x, x') \sigma_{\gamma} i \sigma_y$$

is a matrix function in the spin space consisting of the singlet $\gamma = 0$ and triplet $\gamma = x, y, z$ contributions. In Refs. 3,4, only the singlet term was considered.

As enforced by CC symmetry, the pairing-field operator is antisymmetric, $\hat{\Delta}(x, x') = -\hat{\Delta}^{\text{T}}(x', x)$. As a result, the scalar kernels $\Delta_{\gamma}(x, x')$ of the singlet and triplet components are symmetric, $\Delta_0(x, x') = \Delta_0(x', x)$, and antisymmetric, $\Delta_{x,y,z}(x, x') = -\Delta_{x,y,z}(x', x)$, respectively. For this reason, the kernels of the triplet components must necessarily be nonlocal to be nonzero.

C. Derivation of the low-energy model

We now derive the low-energy model from the above microscopic model of the quantum wire in the 1FS regime, $\mu \in (-h_{\perp}, h_{\perp})$, which describes the limit of energies ϵ close to the Fermi level. We assume the h_z Zeeman field and the superconducting pairing field (6.11) small and take them into account perturbatively.

For the derivation of the low-energy model, we consider the BdG wave function [Eq. (6.10)]

$$\hat{\Psi}(x) = \psi_{e+}(x) \begin{pmatrix} \hat{\chi}_e(+k_0) \\ \hat{0} \end{pmatrix} e^{+ik_0 x} + \psi_{e-}(x) \begin{pmatrix} \hat{\chi}_e(-k_0) \\ \hat{0} \end{pmatrix} e^{-ik_0 x} + \psi_{h-}(x) \begin{pmatrix} \hat{0} \\ \hat{\chi}_h(+k_0) \end{pmatrix} e^{+ik_0 x} + \psi_{h+}(x) \begin{pmatrix} \hat{0} \\ \hat{\chi}_h(-k_0) \end{pmatrix} e^{-ik_0 x}, \quad (6.12)$$

as a linear combination of the bulk plane-wave eigenstates at the Fermi level $\epsilon = 0$ of the Hamiltonian

$$\hat{\mathcal{H}}_0(\hat{k}) = \begin{pmatrix} \hat{\mathcal{H}}_{e0}(\hat{k}) & \hat{0} \\ \hat{0} & -\hat{\mathcal{H}}_{e0}^{\text{T}}(-\hat{k}) \end{pmatrix} \quad (6.13)$$

with the neglected h_z Zeeman term and pairing field (6.11). There are four such plane-wave bulk eigenstates. The first and second ones in Eq. (6.12) are pure electron solutions for the lower band $\mathcal{E}_{e0-}(k)$ [Eq. (6.5)] at the Fermi

points $\pm k_0$, $\mathcal{H}_{e0}(\pm k_0)\hat{\chi}_e(\pm k_0) = \hat{0}$, with $\hat{\chi}_e(\pm k_0)$ given by Eq. (6.8). The third and fourth ones in Eq. (6.12) with $\hat{\chi}_h(\pm k_0) = \hat{\chi}_e^*(\mp k_0)$ are pure hole solutions at the Fermi points $\pm k_0$, $-\hat{\mathcal{H}}_{e0}^T(\mp k_0)\hat{\chi}_h(\pm k_0) = \hat{0}$, and are charge-conjugates of the former electron solutions. The coefficients $\psi_{e\pm}(x)$, $\psi_{h\pm}(x)$ of the linear combination represent the components of the low-energy BdG wave-function $\hat{\psi}(x)$ [Eq. (2.5)], whose slow coordinate dependence compared to the scales set by μ , h_\perp , ε_α is meant to account for the deviation of the energy ϵ from the Fermi level and for the presence of the small h_z Zeeman term and pairing field.

Inserting the wave function (6.12) into the full BdG Hamiltonian $\hat{\mathcal{H}}(\hat{k})$ [Eq. (6.9)] with the pairing field and h_z Zeeman term and keeping the terms up to the linear order in momentum $\hat{p}\hat{\psi}(x)$ acting on the low-energy wave function, we obtain the low-energy BdG Hamiltonian $\hat{H}(\hat{p})$ of the form (2.11) for $\hat{\psi}(x)$, with equal velocities $v_\pm = v$,

$$v = \hat{\chi}_e^\dagger(k_0)(2\beta k_0\sigma_0 - \alpha\sigma_z)\hat{\chi}_e(k_0) = 2\beta k_0 - \frac{\alpha^2 k_0}{\sqrt{\alpha^2 k_0^2 + h_\perp^2}}, \quad (6.14)$$

the Fermi-point mismatch³⁹ energy [Eq. (2.1)]

$$\epsilon_0 = -\hat{\chi}_e^\dagger(k_0)h_z\sigma_z\hat{\chi}_e(k_0) = -\frac{\alpha k_0}{\sqrt{\alpha^2 k_0^2 + h_\perp^2}}h_z \quad (6.15)$$

due to the h_z Zeeman field, and the low-energy pairing field $\hat{\Delta}(x) = i\tau_y\Delta(x)$ with

$$\Delta(x) = \hat{\chi}_e^\dagger(k_0)\hat{\Delta}(x, k_0)\hat{\chi}_h(k_0) = \frac{\alpha k_0}{\sqrt{\alpha^2 k_0^2 + h_\perp^2}}\Delta_0(x, k_0) + \frac{ih_\perp}{\sqrt{\alpha^2 k_0^2 + h_\perp^2}}[-\Delta_x(x; k_0)\sin\phi_\perp + \Delta_y(x; k_0)\cos\phi_\perp] + \Delta_z(x; k_0), \quad (6.16)$$

expressed in terms of the parameters of the microscopic quantum-wire model. In Eq. (6.16),

$$\Delta_\gamma(x; k) = \int dx'' e^{-ikx''} \Delta_\gamma(x + \frac{1}{2}x'', x - \frac{1}{2}x'') \quad (6.17)$$

are the Wigner transforms of the pairing-field kernels.

We observe that in the limit of the 1FS low-energy model, all spin components $\Delta_{0,x,y,z}(x; k_0)$ of the microscopic pairing field (6.11) do reduce to just one unique, antisymmetric form $\hat{\Delta}(x) = i\tau_y\Delta(x)$ of the low-energy pairing field in Eqs. (2.10) and (2.11), while the spin-orbit and h_\perp Zeeman effects control whether a given component contributes or not. The spin-singlet component $\Delta_0(x; k_0)$ contributes to $\Delta(x)$ only if the spin-orbit effect is present, $\alpha > 0$. The spin-triplet components $\Delta_{x,y,z}(x; k_0)$ contribute to $\Delta(x)$ whether the spin-orbit effect is present or not. The $\Delta_{x,y}(x; k_0)$ components contribute only when h_\perp is present; interestingly, one may recognize that the combination $-\Delta_x(x; k_0)\sin\phi_\perp + \Delta_y(x; k_0)\cos\phi_\perp$ in which they enter $\Delta(x)$ is the projection of the vector $(\Delta_x(x; k_0), \Delta_y(x; k_0))$ on the direction in the xy plane perpendicular to the vector (h_x, h_y) . The h_\perp Zeeman field is per se not necessary for $\Delta_{0,z}(x; k_0)$ to contribute to $\Delta(x)$; however, without it, the 1FS regime is not possible in this system, since the bands $\mathcal{E}_{e0\pm}(k)$ [Eq. (6.5)] would then have a crossing point at $k = 0$.

D. Boundary conditions

The normal- and Andreev-reflection BCs (3.4) and (3.5) derived in Sec. III represent the two families of all possible BCs for the general low-energy model that satisfy only the current-conservation principle and \mathcal{C}_+ symmetry. When the underlying microscopic model with its boundary is fully specified, the corresponding BCs of its low-energy model are an instance of these general BCs. We now explicitly demonstrate this point by deriving the corresponding BCs for the low-energy wave function $\hat{\psi}(x)$ [Eq. (2.5)] from the quantum wire model. Variants of such systematic derivation procedure have already been demonstrated for other low-energy models, e.g., for the Luttinger semimetal²⁷ and quantum anomalous Hall system²⁸. This derivation procedure of specific BCs for the low-energy model from an underlying microscopic model should not be conflated with the derivation procedure of the general BCs performed in Sec. III, based on the current-conservation principle and symmetries.

We assume that the quantum wire occupies the region $x > 0$ (Fig. 1) and consider the hard-wall BCs⁴⁰

$$\hat{\Psi}_e(x=0) = \hat{0} \quad (6.18)$$

for the electron part of the BdG wave function (6.1), which nullify it at the boundary $x = 0$. The corresponding BCs for the hole part are obtained by CC operation, which in this case leads to the hard-wall BCs

$$\hat{\Psi}_h(x=0) = \hat{0} \quad (6.19)$$

as well.

For the derivation of the BCs, to the leading order, one may consider the Hamiltonian $\hat{\mathcal{H}}_0(\hat{k})$ [Eq. (6.13)], with the neglected small pairing field and h_z Zeeman field, instead of the full microscopic Hamiltonian $\hat{\mathcal{H}}(\hat{k})$ [Eq. (6.9)] and consider the energy right at the Fermi level $\epsilon = 0$. Once the pairing field is neglected, electron $\hat{\Psi}_e(x)$ and hole $\hat{\Psi}_h(x)$ parts of BdG wave function (6.10) are decoupled and one may consider them separately. This already guarantees that the resulting low-energy BCs will have the form of the normal-reflection BCs (3.4).

So, we look for a general solution to the Schrödinger equation $\hat{\mathcal{H}}_{e0}(\hat{k})\hat{\Psi}_e(x) = \hat{0}$ for the electron part of the wave function that does not grow into the bulk (as $x \rightarrow +\infty$). The general solution is a linear combination of particular solutions with the coordinate dependence $\propto e^{ikx}$ with generally complex momenta k . The latter are determined from the characteristic equation

$$\det \hat{\mathcal{H}}_{e0}(k) = (\beta k^2 - \mu)^2 - \alpha^2 k^2 - h_\perp^2 = 0,$$

which has four solutions. In the regime $\mu \in (-h_\perp, h_\perp)$ of 1FS we consider, two of these solutions $k = \pm k_0$ are, as expected, the real Fermi-point momenta [Eq. (6.7)], and the corresponding eigenvectors are the bulk states $\hat{\chi}_e(\pm k_0)$ [Eq. (6.8)]. The other two solutions $k = \pm i\kappa$, $\kappa = \sqrt{(s - \mu - \varepsilon_\alpha)/\beta}$, are imaginary, with the wave functions $\propto e^{\mp \kappa x}$ decaying and growing into the bulk, respectively. The eigenvector of the decaying solution $k = i\kappa$ reads

$$\hat{\chi}_{e0} = \begin{pmatrix} e^{-\frac{1}{2}\phi_\perp h_\perp} \\ e^{\frac{1}{2}\phi_\perp [\varepsilon_\alpha - s + i\sqrt{2\varepsilon_\alpha(s - \mu - \varepsilon_\alpha)}]} \end{pmatrix}.$$

Hence, the general solution that does not grow into the bulk reads

$$\hat{\Psi}_e(x) = \psi_{e+} \hat{\chi}_e(+k_0) e^{+ik_0 x} + \psi_{e-} \hat{\chi}_e(-k_0) e^{-ik_0 x} + C \hat{\chi}_{e0} e^{-\kappa x}. \quad (6.20)$$

It consists of two bulk plane-wave states and one decaying solution, entering with arbitrary coefficients $\psi_{e\pm}$ and C . Inserting this form into the BCs (6.18), we obtain two linear relations

$$\psi_{e+} \chi_{e\uparrow}(+k_0) + \psi_{e-} \chi_{e\uparrow}(-k_0) + C \chi_{e0\uparrow} = 0,$$

$$\psi_{e+} \chi_{e\downarrow}(+k_0) + \psi_{e-} \chi_{e\downarrow}(-k_0) + C \chi_{e0\downarrow} = 0$$

for three coefficients ψ_{e+}, ψ_{e-}, C . Excluding C , we obtain one relation

$$\psi_{e+} = U_{ee}(\mu, h_\perp) \psi_{e-} \quad (6.21)$$

for two coefficients ψ_{e+} and ψ_{e-} , where

$$U_{ee}(\mu, h_\perp) = e^{-i\phi_{ee}(\mu, h_\perp)} = -\frac{\chi_{e\uparrow}(-k_0)\chi_{e0\downarrow} - \chi_{e\downarrow}(-k_0)\chi_{e0\uparrow}}{\chi_{e\uparrow}(+k_0)\chi_{e0\downarrow} - \chi_{e\downarrow}(+k_0)\chi_{e0\uparrow}}. \quad (6.22)$$

The same relation will hold, to the leading order, for the coordinate-dependent components of the electron part of the low-energy BdG wave function (2.5) at the boundary, $\psi_{e\pm} \rightarrow \psi_{e\pm}(x=0)$. Hence, the relation (6.21) represents the BC for it and $U_{ee}(\mu, h_\perp)$ is indeed the phase factor therein. The BC for the hole part $\hat{\psi}_h(x)$ of the low-energy BdG wave function can be obtained analogously. We thus find that indeed the BCs for the low-energy model derived from the quantum-wire model with the hard-wall BCs (6.18) and (6.19) have the form (3.4) of the general normal-reflection BCs. Note that taking the decaying solution $\propto e^{-\kappa x}$ into account in Eq. (6.20) is essential for deriving the low-energy BCs.

The phase factor $U_{ee}(\mu, h_\perp)$ is a dimensionless function of the parameters of the microscopic model, the chemical potential μ and the h_\perp Zeeman field relative to the spin-orbit scale ε_α [Eq. (6.6)]. In Fig. 7, we plot the dependence of the scattering phase $\phi_{ee}(\mu, h_\perp)$, defined in Eq. (6.22), on the chemical potential μ . The dependence differs qualitatively in the two regimes $h_\perp \gtrless \varepsilon_\alpha$ of the behavior of the lower band $\mathcal{E}_{e0-}(k)$ [Eq. (6.5)]. At the upper bound $\mu = h_\perp$ of the 1FS range $\mu \in (-h_\perp, h_\perp)$,

$$U_{ee}(\mu = h_\perp, h_\perp \gtrless \varepsilon_\alpha) = -1$$

in both regimes. At its lower bound $\mu = -h_\perp$,

$$U_{ee}(\mu = -h_\perp, h_\perp \gtrless \varepsilon_\alpha) = \mp 1.$$

Accordingly, for $h_\perp < \varepsilon_\alpha$, the phase $\phi_{ee}(\mu, h_\perp)$ monotonically increases from 0 to π as μ spans $(-h_\perp, h_\perp)$. For $h_\perp > \varepsilon_\alpha$, $\phi_{ee}(\mu, h_\perp)$ has a minimum. In the borderline case $h_\perp = \varepsilon_\alpha$,

$$U_{ee}(\mu = -h_\perp, h_\perp = \varepsilon_\alpha) = -i,$$

and $\phi_{ee}(\mu, h_\perp = \varepsilon_\alpha)$ monotonically increases from $\pi/2$ to π as μ spans $(-h_\perp, h_\perp)$.

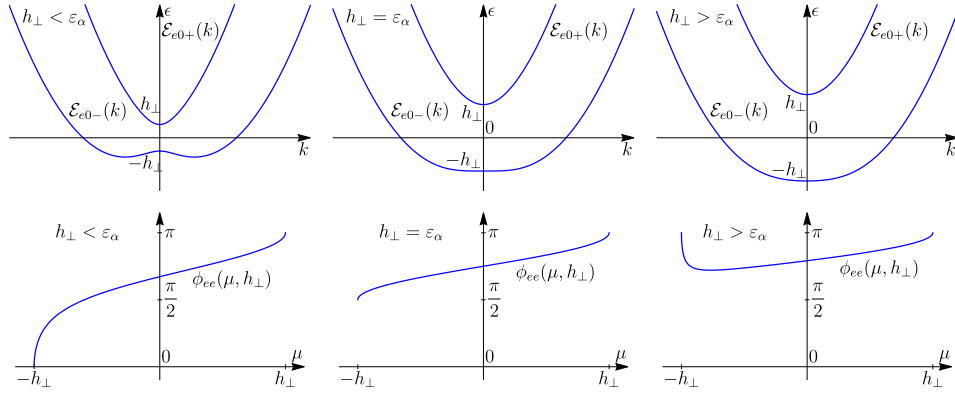


FIG. 7: Two different regimes $h_{\perp} \gtrless \varepsilon_{\alpha}$ of the behavior of the lower band $\mathcal{E}_{e0-}(k)$ [Eq. (6.5)] of the Hamiltonian $\mathcal{H}_{e0}(k)$ [Eq. (6.3)] of the quantum wire at $h_z = 0$ and the borderline case $h_{\perp} = \varepsilon_{\alpha}$ between them. The upper row shows the spectra. The lower row shows the dependence of the scattering phase $\phi_{ee}(\mu, h_{\perp})$ [Eq. (6.22)] in the low-energy normal-reflection boundary conditions [Eqs. (3.4) and (6.21)] on the chemical potential μ in each case.

VII. EDGE OF A QUANTUM SPIN HALL SYSTEM

In this section, we present another demonstration of the derivation of the low-energy model with its BCs, this time from the model for the edge of the quantum spin Hall system, considered in Ref. 2. For simplicity, we assume that the Fermi level is close to the crossing point of the counterpropagating edge states, so that the normal-state electron Hamiltonian for the two-component electron wave function

$$\hat{\Psi}_e(x) = \begin{pmatrix} \Psi_{e+}(x) \\ \Psi_{e-}(x) \end{pmatrix}$$

can already be taken linear in momentum, in the form

$$\hat{\mathcal{H}}_e(\hat{k}) = \begin{pmatrix} v\hat{k} - \mu & 0 \\ 0 & -v\hat{k} - \mu \end{pmatrix}, \quad x > 0. \quad (7.1)$$

This Hamiltonian satisfies TR symmetry \mathcal{T}_{e-} [Eq. (A3)] with $\hat{T}_{e-} = i\tau_y$ and, as discussed in Appendix A, the edge states cannot be confined via backscattering without breaking it. One way to confine the edge states of a quantum spin Hall system is, as per the proposal of Ref. 2, by coupling it to a magnetic material. The effect of the magnetic material, which we assume to be placed in the region $x < 0$, can be modelled by additional terms $m_{x,y}$ in the Hamiltonian (7.1)

$$\hat{\mathcal{H}}_e(\hat{k}) = \begin{pmatrix} v\hat{k} - \mu & m_x - im_y \\ m_x + im_y & -v\hat{k} - \mu \end{pmatrix}, \quad x < 0. \quad (7.2)$$

These terms open up a gap around the crossing point for energies $\epsilon + \mu \in (-m_{\perp}, m_{\perp})$, $m_{\perp} = \sqrt{m_x^2 + m_y^2}$.

For the derivation of the low-energy model describing the energies ϵ close to the Fermi level, we consider the electron wave function

$$\hat{\Psi}_e(x) = \begin{pmatrix} \psi_{e+}(x)e^{+ik_0x} \\ \psi_{e-}(x)e^{-ik_0x} \end{pmatrix}, \quad x > 0,$$

as expansion in terms of the eigenstates at the Fermi level $\epsilon = 0$; $k_0 = \mu/v$ is the Fermi momentum. The coordinate-dependent expansion coefficients $\psi_{e\pm}(x)$ make up the low-energy wave function (2.3), which varies over the spatial scales much exceeding v/μ and v/m_{\perp} and is defined only in the region $x > 0$. The Hamiltonian for it in that region has the form $\hat{H}_e^{\mathcal{T}_{e-}}(\hat{p})$ [Eq. (A5)].

Due to the gap opening in the region $x < 0$, the wave function $\hat{\Psi}_e(x)$ at energies $\epsilon + \mu \in (-m, m)$ will decay as $x \rightarrow -\infty$ over a microscopic scale $v/\mu, v/m_{\perp}$. For the low-energy wave function $\hat{\psi}_e(x)$, this will result in an effective BC at $x = 0$,

Again, as in Sec. VID, for the sake of deriving the BC, it is sufficient to consider the energy $\epsilon = 0$ right at the Fermi level $\mu \in (-m_{\perp}, m_{\perp})$. We construct a general solution to the Schrödinger equation $\hat{\mathcal{H}}_e(\hat{k})\hat{\Psi}_e(x) = \hat{0}$ that decays into

the magnetic region (as $x \rightarrow -\infty$) and does not grow into the bulk (as $x \rightarrow +\infty$). In the region $x > 0$, the general solution

$$\hat{\Psi}_e(x) = \begin{pmatrix} \psi_{e+} e^{+ik_0 x} \\ \psi_{e-} e^{-ik_0 x} \end{pmatrix}, \quad x > 0,$$

with constant coefficients $\psi_{e\pm}$, consists only of the particular solutions representing the low-energy wave function.

In the region $x < 0$, the solution reads

$$\hat{\Psi}_e(x) = C \begin{pmatrix} m \\ i\sqrt{m_{\perp}^2 - \mu^2} + \mu \end{pmatrix} e^{\frac{\sqrt{m_{\perp}^2 - \mu^2}}{v} x}, \quad x < 0,$$

with $m = m_x - im_y$ and an arbitrary coefficient C .

As follows from the differential properties of the Hamiltonian [Eqs. (7.1) and (7.2)], the solution to the Schrödinger equation must be continuous at $x = 0$, i.e., $\hat{\Psi}_e(x = +0) = \hat{\Psi}_e(x = -0)$. This leads to two relations

$$\psi_{e+} = Cm, \quad \psi_{e-} = C(i\sqrt{m_{\perp}^2 - \mu^2} + \mu)$$

for the three coefficients $\psi_{e\pm}$ and C . Excluding the coefficient C from these equations, we obtain a relation

$$\psi_{e+} = U_{ee} \psi_{e-} \tag{7.3}$$

with

$$U_{ee} = \frac{m}{i\sqrt{m_{\perp}^2 - \mu^2} + \mu}.$$

Again, the relation (7.3) represents the BC for the low-energy electron wave function and U_{ee} is the phase factor therein. The BC for the hole part $\hat{\psi}_h(x)$ of the low-energy BdG wave function can be obtained analogously. We thus find that indeed the BCs for the low-energy model derived from the model of the edge of the quantum spin Hall system coupled to a magnetic material have the form (3.4) of the general normal-reflection BCs.

VIII. LOW-ENERGY SYMMETRY-BASED APPROACH AND TOPOLOGY, OUTLOOK

The main physical finding of this work and its practical implications have already been formulated and discussed in Secs. I and V. In this concluding section, we briefly discuss the relation of the employed theoretical formalism to the topological aspect of the system.

The low-energy symmetry-based formalism for studying the bound states in topological systems consists of two stages: (i) deriving the low-energy model of the most general form, whose Hamiltonian and BCs are subject only to symmetries and the fundamental principle of probability-current conservation; (ii) calculating and exploring the corresponding bound-state structure of the model. As such, remarkably, this formalism allows one to obtain and explore generic bound-states structures of topological systems without ever explicitly invoking the notion of topology. Nonetheless, the so-obtained bound-state structures will, of course, be in accord with the topological properties of the systems. For the particular class of systems studied in this paper, quasi-1D superconductors with 1FS, interfaced with a vacuum or an insulator, the obtained ever-present Majorana bound state indeed most likely has topological origin. The $\epsilon = 0$ bound states *are* topologically protected under CC symmetry \mathcal{C}_+ , i.e., cannot be removed without breaking the symmetry or closing the bulk gap. In topological systems, bound states are anticipated based on the concept of bulk-boundary correspondence¹⁶, which, however, to the best of our knowledge, remains unproven at the required level of rigor. Regardless, even if such proof is possible, the low-energy approach has apparent advantages in that it delivers the generic bound-state structure, which can be explored in an explicit fashion. As such, the formalism can be used not only to confirm or illustrate topological concepts, but rather, to test them and possibly discover new features.

This low-energy symmetry-based formalism is completely general and applicable to a multitude of other systems (as long as they allow for a well-defined low-energy limit). It has previously been applied to 2D chiral-symmetric semimetals²⁷ and quantum anomalous Hall systems (Chern insulators) in the vicinity of the topological phase transition²⁸. Regarding superconductors, possible further extensions of the present work could be superconductors with more Fermi surfaces and/or in higher dimensions. The low-energy model for two Fermi surfaces should, in particular, be useful for studying bound states in superconductors with magnetic interfaces or magnetic scatterers^{41,42}. Exploring the meaning and possible physical realizations of Andreev-reflection BCs is also an interesting direction.

IX. RELATION TO PREVIOUS WORK

During the preparation of the manuscript, Ref. 31 came out, where a similar main conclusion about the existence of Majorana bound states was reached using a similar low-energy model. The main differences between our work and Ref. 31 are as follows. We derive the low-energy model based purely on CC symmetry and the current conservation principle, thereby proving that it is of the most general form. Whereas in Ref. 31, neither CC symmetry nor the current conservation principle were addressed. The normal-reflection BCs were not derived, but rather postulated phenomenologically and the Andreev-reflection BCs did not arise in Ref. 31 at all. Further, the effective TR symmetry \mathcal{T}_{e+} of the electron Hamiltonian was assumed necessary in Ref. 31, which prohibited the Fermi-point mismatch. We take the Fermi-point mismatch into account (as well as the coordinate dependence of the pairing field that helps mitigate it) and demonstrate that Majorana bound states persist in its presence, which is an important finding for practical applications.

Acknowledgments

M.K. acknowledges the financial support by the DFG Grant No. KH 461/1-1. E.M.H. and B.T. acknowledge funding by the Deutsche Forschungsgemeinschaft (DFG, German Research Foundation) through SFB 1170, project-id 258499086, through Grant No. HA 5893/4-1 within SPP 1666 and through the Wzburg-Dresden Cluster of Excellence on Complexity and Topology in Quantum Matter ct.qmat (EXC 2147, project-id 390858490), as well as by the ENB Graduate School on Topological Insulators. The work of F.S.B. was partially funded by Spanish Ministerio de Ciencia, Innovacion y Universidades (MICINN) (Project FIS2017-82804-P), and by Grupos Consolidados UPV/EHU del Gobierno Vasco (Grant No. IT1249-19).

Appendix A: Time-reversal symmetries

In this Appendix, we consider the effects of possible additional TR symmetries \mathcal{T}_{\pm} of the low-energy model.

1. Time-reversal symmetries of the Hamiltonian

When introduced formally, a TR symmetry of a Hamiltonian means that there exists an anti-unitary TR operation

$$\mathcal{T}_{\pm} = \hat{T}_{\pm}\mathcal{K}, \quad \mathcal{T}_{\pm}\hat{\psi}(x) = \hat{T}_{\pm}\hat{\psi}^*(x), \quad (\text{A1})$$

under which the Hamiltonian remains invariant,

$$\hat{T}_{\pm}[\hat{H}(\hat{p})]^*\hat{T}_{\pm}^{\dagger} = \hat{H}(\hat{p}), \quad (\text{A2})$$

with $\hat{p}^* = -\hat{p}$. Here, \hat{T}_{\pm} are unitary matrices. Two different types \mathcal{T}_{\pm} of TR operation are possible, squaring to either plus or minus unity,

$$\mathcal{T}_{\pm}^2 = \hat{T}_{\pm}\hat{T}_{\pm}^* = \pm\hat{1},$$

which we label accordingly with \pm .

For a spinful electron system, the actual TR operation is of the type \mathcal{T}_- . However, an effective \mathcal{T}_+ symmetry could also be present in a spinful electron system, which can arise as a combination of the actual \mathcal{T}_- and some spatial operation, as is the case, e.g., for the quantum-wire system, see Fig. 1 and Appendix A 3.

We construct the most general forms of the \mathcal{T}_{\pm} operations for the low-energy Hamiltonian $\hat{H}(\hat{p})$ [Eq. (2.11)]. The TR operation, whether \mathcal{T}_+ or \mathcal{T}_- , interchanges the right- and left-moving electron states $\psi_{e\pm}(x)$. The most general forms of the TR operations $\mathcal{T}_{e\pm} = \hat{T}_{e\pm}\mathcal{K}$ acting only on the electron part $\hat{\psi}_e(x)$ of the BdG wave function (2.5) are

$$\hat{T}_{e+} = \tau_x, \quad \hat{T}_{e-} = i\tau_y, \quad (\text{A3})$$

$$\mathcal{T}_{e\pm}\hat{\psi}_e(x) = \begin{pmatrix} \psi_{e-}^*(x) \\ \pm\psi_{e+}^*(x) \end{pmatrix}. \quad (\text{A4})$$

The overall phase factors of the operations can be chosen arbitrarily. For the \mathcal{T}_{e-} operation, the electron states $\psi_{e\pm}(x)$ form a Kramers pair.

Either of these TR symmetries $\mathcal{T}_{e\pm}$ (to avoid confusion, here and below, we mean one of the operations at a time, but join them into one formula) restricts the form of the electron Hamiltonian $\hat{H}_e(\hat{p})$ [Eq. (2.2)] to

$$\hat{H}_e \mathcal{T}_{e\pm}(\hat{p}) = \begin{pmatrix} v\hat{p} & 0 \\ 0 & -v\hat{p} \end{pmatrix}, \quad (\text{A5})$$

i.e., makes the Fermi velocities equal, $v_+ = v_- = v$, and prohibits the Fermi-point mismatch, $k_+ = k_- = k_0$, $\varepsilon_0 = 0$.

When combined with the CC operation \mathcal{C}_+ [Eq. (2.6)], the TR operation $\mathcal{T}_{e\pm}$ [Eq. (A3)] for the electron part $\hat{\psi}_e(x)$ of the wave function naturally introduces the TR operation $\mathcal{T}_{h\pm} = \hat{T}_{e\pm}^* \mathcal{K}$ for the hole part $\hat{\psi}_h(x)$. These electron $\mathcal{T}_{e\pm}$ and hole $\mathcal{T}_{h\pm}$ parts can be joined into the total TR operation

$$\mathcal{T}_{\pm} = \begin{pmatrix} \hat{T}_{e\pm} & \hat{0} \\ \hat{0} & a_{\pm} \hat{T}_{e\pm}^* \end{pmatrix} \mathcal{K}, \quad \hat{T}_+ = \begin{pmatrix} \tau_x & \hat{0} \\ \hat{0} & a_+ \tau_x \end{pmatrix}, \quad \hat{T}_- = \begin{pmatrix} i\tau_y & \hat{0} \\ \hat{0} & a_- i\tau_y \end{pmatrix}, \quad (\text{A6})$$

acting on the full BdG wave function $\hat{\psi}(x)$ [Eq. (2.5)], where, importantly, a_{\pm} is an arbitrary relative phase factor, $|a_{\pm}| = 1$.

Applying this TR operation to the Hamiltonian (2.11), we obtain that the most general form of the Hamiltonian satisfying the TR symmetry \mathcal{T}_{\pm} [Eqs. (A2) and (A6)] has the form

$$\hat{H}^{\mathcal{T}_{\pm}}(\hat{p}) = \begin{pmatrix} v\hat{p} & 0 & 0 & \Delta(x) \\ 0 & -v\hat{p} & -\Delta(x) & 0 \\ 0 & -\Delta^*(x) & v\hat{p} & 0 \\ \Delta^*(x) & 0 & 0 & -v\hat{p} \end{pmatrix}, \quad (\text{A7})$$

where the pairing field $\Delta(x)$ and the relative phase factors a_{\pm} must satisfy the constraint

$$\Delta(x) = \mp \Delta^*(x) a_{\pm}^*. \quad (\text{A8})$$

Hence, the pairing field must be a real function $\Delta'(x)$, up to a constant phase factor,

$$\Delta(x) = \Delta'(x) e^{-i\delta} \quad (\text{A9})$$

and the phase factors in Eq. (A6) must satisfy

$$a_{\pm} = \mp e^{2i\delta}. \quad (\text{A10})$$

In other words, to satisfy either of the symmetries \mathcal{T}_{\pm} , the pairing field must be effectively real: the overall constant phase factor $e^{-i\delta}$ is physically inessential, since it can be adjusted by the phase factors of the basis functions of $\hat{\psi}_e(x)$ and $\hat{\psi}_h(x)$ parts, and so, it cannot affect the symmetry. The real function $\Delta'(x)$ could, in principle, change sign, which would create a domain-wall structure.

In particular, under \mathcal{T}_{\pm} symmetry, the one-harmonic coordinate dependence (4.1) of the pairing field is prohibited for finite momentum $q \neq 0$, which is in accord with the fact that under \mathcal{T}_{\pm} the Fermi-point mismatch is also prohibited. This dependence was introduced in Sec. IV as a possible mechanism to mitigate the effect of the Fermi-point mismatch. When the latter is absent, there is no practical reason for this form of the pairing field. On the other hand, the constant pairing field $\Delta(x) = \Delta_0$ in the low-energy 1FS model is always \mathcal{T}_{\pm} -symmetric.

We note an interesting property that if the low-energy Hamiltonian $\hat{H}(\hat{p})$ satisfies *one of* the \mathcal{T}_{\pm} symmetries, i.e., Eqs. (A7) and (A9) hold, then it also automatically satisfies the other symmetry \mathcal{T}_{\mp} , respectively. In this sense, the other symmetry \mathcal{T}_{\mp} has *emergent* character. At the same time, we also note that this symmetry relation is limited since, even though it holds for the bulk Hamiltonian, the properties of the BCs under \mathcal{T}_{\pm} symmetries are radically different, as we show next.

2. Time-reversal symmetries of the normal-reflection boundary conditions

Now we turn to the TR symmetries \mathcal{T}_{\pm} of the normal-reflection BCs (3.4). As explained in Sec. III, the BCs satisfy a certain symmetry if the wave function transformed by the symmetry operation also satisfies those BCs. As with \mathcal{C}_+ , TR operations \mathcal{T}_{\pm} do not alter the coordinate and thus leave the geometry of the system intact; hence, the system with

a boundary can, in principle, be \mathcal{T}_\pm -symmetric. Inserting $\mathcal{T}_\pm\hat{\psi}(0)$ [Eqs. (A1) and (A6)] into the normal-reflection BCs (3.4) with $v_+ = v_-$, as required by \mathcal{T}_\pm symmetry of the Hamiltonian (A7), we find that the BCs are \mathcal{T}_\pm -symmetric if

$$U_{ee} = \pm U_{ee},$$

respectively.

Hence, the normal-reflection BCs (3.4) with $v_+ = v_-$ and arbitrary phase factor U_{ee} , $|U_{ee}| = 1$, satisfy \mathcal{T}_+ symmetry.

On the other hand, interestingly, we obtain that there are *no normal-reflection BCs* that satisfy \mathcal{T}_- symmetry. This result is the manifestation of the known physical effect: absence of backscattering between the counterpropagating 1D electron states of one Kramers pair $\psi_{e\pm}(x)$ (this effect is not related to superconductivity). One physical realization of such system with the low-energy Hamiltonian (A5) is the edge of a quantum spin Hall system in the topologically nontrivial phase³². The counterpropagating edge states go around the whole closed boundary of a 2D finite-size sample. Cutting the sample into parts will not cause backscattering; rather, the edge states will continue to propagate along the newly created edges of the parts. Thus, nonexistence of BCs for a \mathcal{T}_- -symmetric system of one Kramers pair with the Hamiltonian (A5) has a natural physical explanation and it is quite remarkable that the presented formalism of general BCs is “aware” of such physical effects.

In order to create an inaccessible region $x < 0$ in such \mathcal{T}_- -symmetric quasi-1D system from which the states can backscatter, \mathcal{T}_- symmetry must necessarily be broken. In practice, this can be achieved by bringing a magnetic material in contact with the quantum-spin-Hall system (Fig. 2), which induces a gap in part of its edge, the situation we consider in Sec. VII.

The BdG systems with CC symmetry \mathcal{C}_+ and additional TR symmetries \mathcal{T}_\pm belong to BDI and DIII symmetry classes, respectively. Note that the presence of \mathcal{C}_+ and \mathcal{T}_\pm symmetries automatically also generates chiral symmetries with the operations $\mathcal{T}_\pm \cdot \mathcal{C}_+$. These, however, do not have a profound effect for the case of 1FS model.

As far as the consequences of the \mathcal{T}_\pm symmetries for the Majorana bound states, we see that the additional \mathcal{T}_+ symmetry does have an effect on the bulk, prohibiting the Fermi-point mismatch, but does not directly affect the Majorana bound state, which exists in the gapped superconducting state, regardless if \mathcal{T}_+ is present or not. On the other hand, it is simply impossible to create a boundary without breaking the TR symmetry \mathcal{T}_- .

3. Time-reversal symmetries of the generalized quantum-wire model

We now consider the TR symmetries \mathcal{T}_\pm of the generalized quantum-wire model of Sec. VI and establish relation between them and those of the low-energy model, to which it reduces.

The actual TR symmetry $\mathcal{T}_{e-} = i\sigma_y\mathcal{K}$ of electrons with the Hamiltonian $\hat{\mathcal{H}}_e(\hat{k})$ [Eq. (6.2)] is broken by the Zeeman field, which transforms as $\mathcal{T}_{e-} : (h_x, h_y, h_z) \rightarrow -(h_x, h_y, h_z)$. However, as was noticed in Refs. 31,33,34, the electron Hamiltonian $\hat{\mathcal{H}}_{e0}(\hat{k})$ [Eq. (6.3)] with only the h_\perp Zeeman field possesses an effective TR symmetry $\mathcal{T}_{e+} = \sigma_x\mathcal{K}$. This TR operation arises as the product $\mathcal{T}_{e+} = \Sigma_z\mathcal{T}_{e-}$ of the actual TR operation \mathcal{T}_{e-} and the reflection Σ_z along the horizontal direction perpendicular to the wire, Fig. 1. The Zeeman field transforms as $\Sigma_z : (h_x, h_y, h_z) \rightarrow (-h_x - h_y, h_z)$ under the latter and, hence, transforms as $\mathcal{T}_{e+} : (h_x, h_y, h_z) \rightarrow (h_x, h_y, -h_z)$ under the effective \mathcal{T}_{e+} . Thus, the components $h_{x,y}$ of the Zeeman field in the vertical xy plane containing the wire are preserved under \mathcal{T}_{e+} , even though they are not preserved under either of these two operations individually. Importantly, the electron system *with a boundary* satisfies \mathcal{T}_{e+} ; and indeed, the hard-wall BCs (6.18) satisfy \mathcal{T}_{e+} .

The effective TR symmetry \mathcal{T}_{e+} of the electron part of the microscopic quantum-wire model [Eqs. (6.3) and (6.18)] with $h_z = 0$ translates to that [Eq. (A3)] of the low-energy model, in accord with Appendix A 1: it prohibits the Fermi-point mismatch [$\varepsilon_0 = 0$, $k_+ = k_- = k_0$, Eq. (6.15)], enforces equal velocities [$v_+ = v_- = v$, Eq. (6.14)], but provides no constraints on the scattering phase factor U_{ee} [Eq. (6.22)] of the normal-reflection BCs (3.4).

Further, as for the low-energy model (Appendix A 1), the general forms of the TR operations for the BdG Hamiltonian (6.9) of the wire read

$$\mathcal{T}_\pm = \begin{pmatrix} \hat{T}_{e\pm} & \hat{0} \\ \hat{0} & \tilde{a}_\pm \hat{T}_{e\pm}^* \end{pmatrix} \mathcal{K}, \quad \hat{T}_+ = \begin{pmatrix} \tau_x & \hat{0} \\ \hat{0} & \tilde{a}_+ \tau_x \end{pmatrix}, \quad \hat{T}_- = \begin{pmatrix} i\tau_y & \hat{0} \\ \hat{0} & \tilde{a}_- i\tau_y \end{pmatrix}, \quad (\text{A11})$$

with adjustable phase factors \tilde{a}_\pm , $|\tilde{a}_\pm| = 1$. Applying these operations, we find that the pairing field (6.11) is \mathcal{T}_+ -symmetric if its components and \tilde{a}_+ satisfy

$$\Delta_{0,z}(x; k) = -\tilde{a}_+^* \Delta_{0,z}^*(X, k), \quad \Delta_{x,y}(x; k) = \tilde{a}_+^* \Delta_{x,y}^*(X, k),$$

(note that different triplet components transform differently; this is in accord with $\mathcal{T}_{e+} = \mathcal{T}_{e-}\Sigma_z$ involving a spatial operation, so the spin orientation of the pairing field does matter). These relations are satisfied when

$$\Delta_{0,z}(x; k) = e^{-i\delta} \Delta'_{0,z}(x; k), \quad \Delta_{x,y}(x; k) = e^{-i\delta} i \Delta'_{x,y}(x; k), \quad e^{2i\delta} = -\tilde{a}_+,$$

where $\Delta'_{0,x,y,z}(x; k)$ are real. Inserting this form into Eq. (6.16) for the low-energy pairing field $\Delta(x)$, we find that the latter does have the form (A9) required for it to be \mathcal{T}_+ -symmetric.

Similarly, the pairing field is \mathcal{T}_- -symmetric when

$$\Delta_{0,x,y,z}(x; k) = \tilde{a}_-^* \Delta_{0,x,y,z}^*(x; k).$$

This holds when

$$\Delta_{0,x,y,z}(x; k) = e^{-i\delta} \Delta'_{0,x,y,z}(x; k), \quad e^{2i\delta} = \tilde{a}_-,$$

where $\Delta'_{0,x,y,z}(x; k)$ are real. Inserting this form into Eq. (6.16) for $\Delta(x)$, we find that the latter does not generally have the form (A9) required for it to be \mathcal{T}_- -symmetric. This is not surprising since, even if the microscopic pairing field is \mathcal{T}_- -symmetric, the electron Hamiltonian $\hat{\mathcal{H}}_{e0}(\hat{k})$ [Eq. (6.3)] is not, and it is involved in the low-energy projection (6.16).

These results and those of Appendix A1 illustrate the general property that the symmetries of the microscopic model and of the low-energy model to which the former reduces are not necessarily identical. If the microscopic model possesses some symmetries, then surely the low-energy model does also, which is the case for \mathcal{T}_+ symmetry here. However, the low-energy model can possess some additional, *emergent* symmetries that are not present in the microscopic model from which it originates. This is the case for \mathcal{T}_- symmetry here (and this applies only to the low-energy bulk Hamiltonian, but not to the BCs). At the end of Appendix A1, we noted that if the low-energy BdG Hamiltonian satisfies \mathcal{T}_+ symmetry [Eq. (A7)] then it also satisfies \mathcal{T}_- symmetry (and vice versa). However, in the microscopic model, \mathcal{T}_- symmetry is broken.

- ¹ A. Y. Kitaev, *Physics-Uspekhi* **44**, 131 (2001).
- ² L. Fu and C. L. Kane, *Phys. Rev. B* **79**, 161408 (2009).
- ³ R. M. Lutchyn, J. D. Sau, and S. Das Sarma, *Phys. Rev. Lett.* **105**, 077001 (2010).
- ⁴ Y. Oreg, G. Refael, and F. von Oppen, *Phys. Rev. Lett.* **105**, 177002 (2010).
- ⁵ A. C. Potter and P. A. Lee, *Phys. Rev. Lett.* **105**, 227003 (2010).
- ⁶ A. R. Akhmerov, *Phys. Rev. B* **82**, 020509(R) (2010).
- ⁷ A. R. Akhmerov, J. P. Dahlhaus, F. Hassler, M. Wimmer, and C. W. J. Beenakker, *Phys. Rev. Lett.* **106**, 057001 (2011).
- ⁸ R. M. Lutchyn, T. D. Stanescu, and S. Das Sarma, *Phys. Rev. Lett.* **106**, 127001 (2011).
- ⁹ F. Crépin, B. Trauzettel, and F. Dolcini, *Phys. Rev. B* **89**, 205115 (2014).
- ¹⁰ J. Alicea, *Rep. Prog. Phys.* **75**, 076501 (2012).
- ¹¹ M. Leijnse and K. Flensberg, *Semicond. Sci. Technol.* **27**, 124003 (2012).
- ¹² C. W. J. Beenakker, *Ann. Rev. Cond. Mat. Phys.* **4**, 113 (2013).
- ¹³ V. Mourik, K. Zuo, S. M. Frolov, S. R. Plissard, E. P. A. M. Bakkers, and L. P. Kouwenhoven, *Science* **336**, 1003 (2012).
- ¹⁴ H. O. H. Churchill, V. Fatemi, K. Grove-Rasmussen, M. T. Deng, P. Caroff, H. Q. Xu, and C. M. Marcus, *Phys. Rev. B* **87**, 241401(R) (2013).
- ¹⁵ B. Jäck, Y. Xie, J. Li, S. Jeon, B. A. Bernevig, and A. Yazdani, *Science* **364**, 1255 (2019).
- ¹⁶ C.-K. Chiu, J. C. Y. Teo, A. P. Schnyder, and S. Ryu, *Rev. Mod. Phys.* **88**, 035005 (2016).
- ¹⁷ P.-G. De Gennes, *“Superconductivity of metals and alloys”*, CRC Press (2018).
- ¹⁸ S. Ryu, A. Schnyder, A. Furusaki, and A. Ludwig, *New J. Phys.* **12**, 065010 (2010).
- ¹⁹ M. V. Berry and R. J. Mondragon, *Proc. R. Soc. A* **412**, 53 (1987).
- ²⁰ G. Bonneau, J. Faraut, and G. Valent, *Am. J. Phys.* **69**, 322 (2001).
- ²¹ I. V. Tokatly, A. G. Tsibizov, and A. A. Gorbatsevich, *Phys. Rev. B* **65**, 165328 (2002).
- ²² E. McCann and V. I. Falko, *J. Phys. Condens. Matter* **16**, 2371 (2004).
- ²³ A. R. Akhmerov and C. W. J. Beenakker, *Phys. Rev. Lett.* **98**, 157003 (2007).
- ²⁴ A. R. Akhmerov and C. W. J. Beenakker, *Phys. Rev. B* **77**, 085423 (2008).
- ²⁵ J. A. M. van Ostaay, A. R. Akhmerov, C. W. J. Beenakker, and M. Wimmer, *Phys. Rev. B* **84**, 195434 (2011).
- ²⁶ M. T. Ahari, G. Ortiz, and B. Seradjeh, *Am. J. Phys.* **84**, 858 (2016).
- ²⁷ M. Kharitonov, J.-B. Mayer, and E. M. Hankiewicz, *Phys. Rev. Lett.* **119**, 266402 (2017).
- ²⁸ D. R. Candido, M. Kharitonov, J. C. Egues, and E. M. Hankiewicz, *Phys. Rev. B* **98**, 161111(R) (2018).
- ²⁹ B. Seradjeh, M. Vennettilli, *Phys. Rev. B* **97**, 075132 (2018).
- ³⁰ K. N. Nesterov, Manuel Houzet, and Julia S. Meyer *Phys. Rev. B* **93**, 174502 (2016).
- ³¹ K. V. Samokhin, *Phys. Rev. B* **101**, 094502 (2020).
- ³² B. A. Bernevig, T. L. Hughes, and S. C. Zhang, *Science* **314**, 1757 (2006).
- ³³ K. V. Samokhin, *Phys. Rev. B* **95**, 064504 (2017).
- ³⁴ K. V. Samokhin, *Ann. Phys. (N.Y.)* **385**, 563 (2017).
- ³⁵ $\mathcal{T}_{e\pm}$ with the label e will denote the symmetries of just the electron system, whereas \mathcal{T}_{\pm} will denote the symmetries of the whole BdG system if electrons and holes, in the presence of superconductivity. This distinction is useful, since the superconducting pairing field could, in principle, break these symmetries, see discussion in Appendix A.

³⁶ A. I. Larkin and Yu. N. Ovchinnikov, Zh. Eksp. Teor. Fiz. **47**, 1136 (1964); Sov. Phys. JETP. **20** 762 (1965).

³⁷ P. Fulde and R. A. Ferrell, Phys. Rev. **135** (3A), A550 (1964).

³⁸ We will refer to these models as “microscopic” in relation to the derived low-energy model in the sense that they contains more degrees of freedom or the structure of their boundary is specified. These models, however, could themselves arise as a low-energy models from other, “more microscopic” models.

³⁹ Note that the Fermi points $\pm k_0$ [Eq. (6.7)] of the Hamiltonian $\hat{\mathcal{H}}_{e0}(\hat{k})$ without h_z are actually those symmetric crossing points (2.1) of the electron and hole normal-state bands in the presence of (small) h_z , compare Figs. 1 and 3.

⁴⁰ We mention that for the continuum quantum-wire model one could, in principle, also derive and study the most general form of the BCs; here, we consider the familiar hard-wall BCs as an example, which are just one instance of the latter.

⁴¹ M. Rouco, I. V. Tokatly, and F. S. Bergeret, Phys. Rev. B **99**, 094514 (2019).

⁴² M. Rouco, F. S. Bergeret, and I. V. Tokatly, arXiv:2007.05350 (2020).