

On a Generalisation of the Marčenko-Pastur Problem

Jean-Philippe Bouchaud

Capital Fund Management & Académie des Sciences, Paris

Marc Potters

Capital Fund Management, Paris

September 2020

Abstract

We study the spectrum of generalized Wishart matrices, defined as $\mathbf{F} = (\mathbf{X}\mathbf{Y}^\top + \mathbf{Y}\mathbf{X}^\top)/2T$, where \mathbf{X} and \mathbf{Y} are $N \times T$ matrices with zero mean, unit variance IID entries and such that $\mathbb{E}[\mathbf{X}_{it}\mathbf{Y}_{jt}] = c\delta_{i,j}$. The limit $c = 1$ corresponds to the Marčenko-Pastur problem. For a general c , we show that the Stieltjes transform of \mathbf{F} is the solution of a cubic equation. In the limit $c = 0$, $T \gg N$ the density of eigenvalues converges to the Wigner semi-circle.

The celebrated Marčenko-Pastur problem concerns the eigenvalue spectrum of random covariance matrices in the large dimension limit. More precisely, consider an N -dimensional time series, x_i^t , where $i = 1, \dots, N$ and $t = 1, \dots, T$. Suppose that the x 's are IID random variables, of zero mean and unit variance. Then the empirical (or sample) covariance matrix is defined as

$$\mathbf{E} := \frac{1}{T} \sum_{t=1}^T x_i^t x_j^t = \frac{1}{T} \mathbf{X}\mathbf{X}^\top, \quad (1)$$

where \mathbf{X} is the $N \times T$ matrix defined by $\mathbf{X}_{it} = x_i^t$. \mathbf{E} is called a (white) Wishart matrix.

Since our assumption is that the x 's are IID, the "true" covariance matrix is simply the identity matrix, which is the result obtained for \mathbf{E} in the limit $T \rightarrow \infty$, for a fixed value of N . But there is another limit, which is very relevant in many applications, where T and N are both large; more precisely, where $N, T \rightarrow \infty$ with a fixed ratio $q = N/T$.

What is the spectrum of \mathbf{E} in that regime? The answer was provided by Marčenko and Pastur in 1967 [1], and is a classic result in Random Matrix Theory. When $q < 1$, the result for the density of eigenvalues $\rho(\lambda)$ is:

$$\rho(\lambda) = \frac{\sqrt{(\lambda_+ - \lambda)(\lambda - \lambda_-)}}{2\pi q \lambda}, \quad \lambda_- \leq \lambda \leq \lambda_+, \quad (2)$$

with $\lambda_{\pm} = (1 \pm \sqrt{q})^2$. As expected $\lambda_+ = \lambda_- = 1$ when $q \rightarrow 0$, i.e. when $T \gg N$, \mathbf{E} becomes the identity matrix.

The problem we want to consider in this note is defined by the following symmetric cross-correlation matrix:¹

$$\mathbf{F} := \frac{1}{2T} (\mathbf{X}\mathbf{Y}^\top + \mathbf{Y}\mathbf{X}^\top) \quad (3)$$

where \mathbf{X} and \mathbf{Y} are two $N \times T$ rectangular matrices of unit variance IID random variables, such that $\mathbb{E}[x_i^t y_j^t] = c\delta_{i,j}$, where $c \in [-1, 1]$ is the correlation coefficient between x 's and y 's. Clearly, when $c = 1$,

¹The singular value spectrum of the *un-symmetrized* matrix $\mathbf{X}\mathbf{Y}^\top/T$ was considered for $c = 0$ in [2, 3].

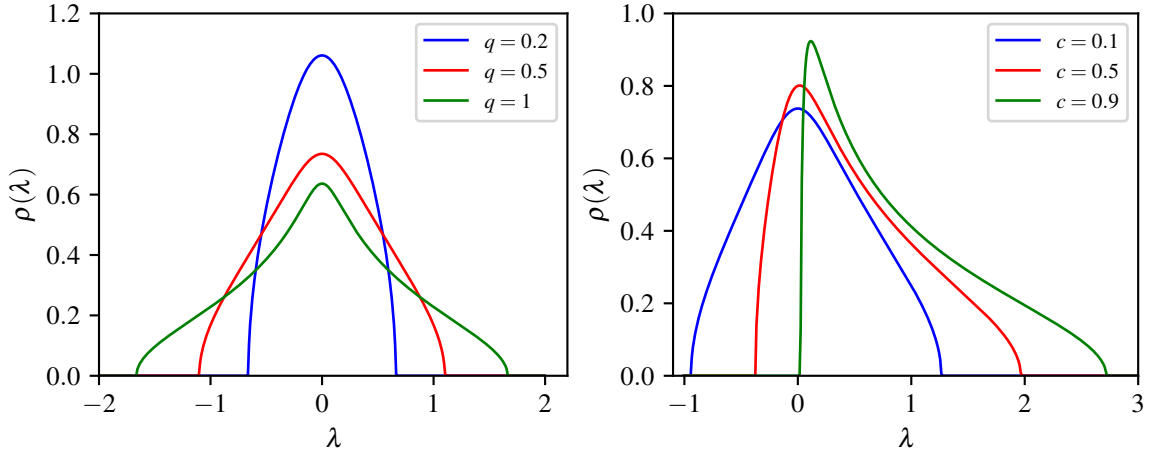


Figure 1: Analytical densities of eigenvalues, $\rho(\lambda)$, for $c = 0$, different q 's (left) and $q = 0.5$, different c 's (right). The density for $c = 0, q = 1$ (green curve left) is known as the ‘‘Tetilla law’’ as its shape is similar to that of a Galician cheese.

$\mathbf{X} = \mathbf{Y}$ and one recovers the Marčenko-Pastur problem. The aim of this work is to determine the spectrum of \mathbf{F} .

The most efficient way to approach this problem is by using the tools of free random matrix theory (see e.g. [4, 5]). In the large dimension limit, \mathbf{F} can be seen as the free addition of T two-dimensional projectors:

$$\mathbf{F} = \sum_t \mathbf{P}_t, \quad (\mathbf{P}_t)_{ij} := \frac{1}{2T} (x_i^t y_j^t + y_i^t x_j^t). \quad (4)$$

In the large N limit, the spectrum of \mathbf{P}_t becomes independent of t and is composed of $N - 2$ zero eigenvalues and two non-zero eigenvalues, equal to $q(c \pm 1)/2$. The corresponding Stieltjes function is thus:

$$G(z) = \frac{N-2}{N} \frac{1}{z} + \frac{1}{N} \left(\frac{1}{z - q(c+1)/2} + \frac{1}{z - q(c-1)/2} \right), \quad (5)$$

from which we deduce the functional inverse $\mathfrak{z}(u)$ defined as $\mathfrak{z}(G(z)) = z$. To leading order in $1/N$ one finds:

$$\mathfrak{z}(u) = \frac{1}{u} + \frac{1}{N} \frac{4cq + 2q^2u(1-c^2)}{(2-cqu)^2 - q^2u^2} + O(N^{-2}). \quad (6)$$

Free matrix addition means that the R -transform, defined as $R(u) = \mathfrak{z}(u) - u^{-1}$ is additive. Hence the R -transform of \mathbf{F} is given by

$$R_{\mathbf{F}}(u) = \frac{4c + 2qu(1-c^2)}{(2-cqu)^2 - q^2u^2}, \quad N \rightarrow \infty. \quad (7)$$

From $R_{\mathbf{F}}(u)$ one backtracks to get $\mathfrak{z}_{\mathbf{F}}(u)$ and finally $G_{\mathbf{F}}(z)$, the Stieltjes transform of \mathbf{F} that contains all the information about the density of eigenvalues of \mathbf{F} . Finally, $G_{\mathbf{F}}(z)$ is given by the appropriate solution of the following cubic equation:

$$\frac{q^2(1-c^2)}{4} z G_{\mathbf{F}}^3 + \left[\frac{q(2-q)(1-c^2)}{4} + cqz \right] G_{\mathbf{F}}^2 - (z + c(q-1))G_{\mathbf{F}} + 1 = 0. \quad (8)$$

This is the main result of the present paper. One can check that when $c = 1$ one recovers the Stieltjes transform of a Wishart matrix, solution of the following quadratic equation:

$$qzG_W^2 - (z + q - 1)G_W + 1 = 0, \quad (9)$$

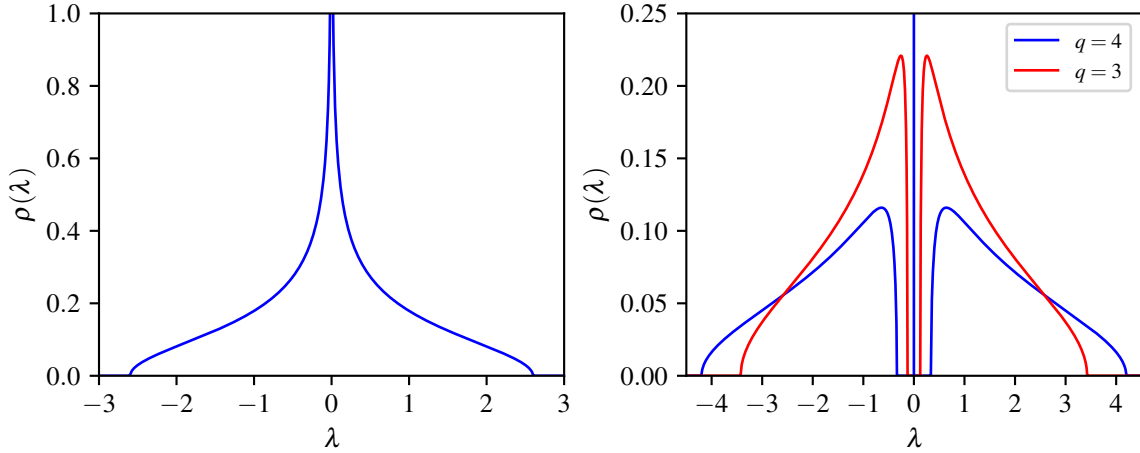


Figure 2: Analytical densities of eigenvalues, $\rho(\lambda)$, for the special case $c = 0, q = 2$ (left) and for $c = 0, q > 2$ (right). Note the $|\lambda|^{-1/3}$ singularity for $q = 2$, beyond which a gap opens with two inner edges, and a Dirac mass at $\lambda = 0$.

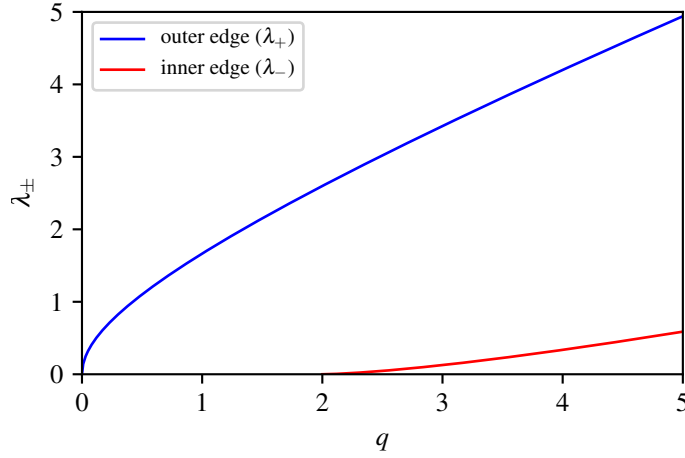


Figure 3: Plot of the inner and outer edges as a function of q for $c = 0$. Note that the inner edges only exist for $q > 2$.

from which the Marčenko-Pastur result immediately follows. In Fig. 1 we show the spectrum of \mathbf{F} for some representative values of c and q , obtained as usual from the imaginary value of $G_{\mathbf{F}}$ when $\text{Im}(z) \rightarrow 0$. Note that when $c \neq 1$, a fraction of the eigenvalues are negative. In fact, the mean of the density of eigenvalues is equal to c . The variance can be read-off the R-transform using $\sigma^2 = R'(0) = q(1 + c^2)/2$.

The case $c = 0$ is particularly interesting. In this case the spectrum is an even function of λ , see Fig. 1. After a little work one can establish the following results:

1. The edges of the spectrum, λ_{\pm} , are given by:

$$\lambda_{\pm} = \frac{1}{2\sqrt{2}} \sqrt{2q^2 + 10q - 1 \pm \sqrt{64q^3 + 48q^2 + 12q + 1}}, \quad (10)$$

where $\pm\lambda_{+}$ are the outer edges and $\pm\lambda_{-}$ are the inner edges (which only exist for $q > 2$). They are plotted in Fig. 3.

2. In the limit $q \rightarrow 0$, the density becomes a Wigner semi-circle of radius $\sqrt{2q}$,

$$\rho_{q \rightarrow 0, c=0}(\lambda) = \frac{\sqrt{2q - \lambda^2}}{\pi q}. \quad (11)$$

When $q = 0$, one finds that all eigenvalues are zero, as expected since in this case $\mathbf{F} \equiv \mathbf{0}$.²

3. The case $q = 1, c = 0$ was studied before in the context of the addition of two non-symmetrized Wigner matrices, see [6, 7]. The corresponding distribution of eigenvalues was called the “tetilla” law [7].³ The explicit form for the density when $|\lambda| \leq \lambda_+ = 2^{-3/2} \sqrt{11 + 5\sqrt{5}}$ is given by:

$$\rho_{q=1,c=0}(\lambda) = \frac{1}{2\sqrt{3}\pi|\lambda|} \left(u_+^{1/3} - u_-^{1/3} \right), \quad u_{\pm} = 1 + 72\lambda^2 \pm 3\sqrt{12\lambda^2 + 528\lambda^4 - 192\lambda^6}. \quad (12)$$

Note that with our normalisation it has $\sigma^2 = 1/2$.

4. For $q = 2$, we also have a closed form expression for the density supported on $|\lambda| \leq \lambda_+$:

$$\rho_{q=2,c=0}(\lambda) = \frac{1}{2\pi} (u^{-1} - u), \quad u = \left(\frac{\lambda_+ - \sqrt{\lambda_+^2 - \lambda^2}}{|\lambda|} \right)^{1/3}, \quad \lambda_+ = \frac{3\sqrt{3}}{2}. \quad (13)$$

This density has a cubic-root singularity at $\lambda = 0$ (see Fig. 2):

$$\rho_{q=2,c=0}(\lambda \rightarrow 0) \sim \frac{\sqrt{3}}{2\pi|\lambda|^{1/3}}. \quad (14)$$

5. For $q > 2$, a Dirac mass appears at $\lambda = 0$. This is expected since in that case the T two-dimensional projectors \mathbf{P}_t can no longer span the whole N -dimensional space.

The above construction does not rely on the fact that the matrices \mathbf{X} and \mathbf{Y} are real. In fact we can consider \mathbf{X} and \mathbf{Y} to be with complex or even quaternion entries where the norm of each entry has unit variance, $\mathbb{E}[x_i^t (y_j^t)^*] = c\delta_{i,j}$ and define $F = (\mathbf{X}\mathbf{Y}^\dagger + \mathbf{Y}\mathbf{X}^\dagger)/(2T)$. The eigenvalue spectrum in the complex ($\beta = 2$) and quaternion ($\beta = 4$) cases is then the same as the real case. These are three cases of the same beta-ensemble where as usual the density is independent of beta but not the eigenvalue fluctuations and correlations. The matrix potential of this ensemble satisfies $V'(\lambda) = 2\text{Re } G_{\mathbf{F}}(\lambda)$ for $|\lambda| \leq \lambda_+$ where $G_{\mathbf{F}}(z)$ is the correct root of the cubic equation (8), see e.g. [5].

Using S -transforms to deal with free products of matrices, we know that the Marčenko-Pastur result can be generalised to the case where the “true” (population) covariance matrix of the x ’s and of the y ’s is a general definite positive matrix \mathbf{C} , i.e.:

$$\widehat{\mathbf{X}} = \sqrt{\mathbf{C}}\mathbf{X}; \quad \widehat{\mathbf{Y}} = \sqrt{\mathbf{C}}\mathbf{Y}, \quad (15)$$

with $N^{-1} \text{Tr } \mathbf{C} = 1$.

The same trick can be used in the present case as well, with now

$$\widehat{\mathbf{F}} = \frac{1}{2T} (\widehat{\mathbf{X}}\widehat{\mathbf{Y}}^\top + \widehat{\mathbf{Y}}\widehat{\mathbf{X}}^\top) = \frac{1}{2T} \sqrt{\mathbf{C}} (\mathbf{X}\mathbf{Y}^\top + \mathbf{Y}\mathbf{X}^\top) \sqrt{\mathbf{C}}. \quad (16)$$

Interestingly, when $c = 0$, one finds that the spectrum of $\widehat{\mathbf{F}}$ is the same as that of $\widehat{\mathbf{F}}$ and therefore *independent* of \mathbf{C} . Indeed for a trace-less matrix (such as \mathbf{F} with $c = 0$) the free product with matrix \mathbf{C} is equivalent to a simple scaling of \mathbf{F} by $N^{-1} \text{Tr } \mathbf{C} = 1$. For $c > 0$, however, this is not true – as it is well known in the Marčenko-Pastur case, see e.g. [5, 8].

In conclusion, we have defined a new class of random correlation matrices with non-positive eigenvalues. We have determined the eigenvalue spectrum, which defines a two-parameter family of distributions that contain the Marčenko-Pastur law in one limit ($c = 1, q$ arbitrary) and the Wigner semi-circle in another limit ($c = 0, q \rightarrow 0$). The $c = 0$ case provides a null-hypothesis to test the existence of cross-correlations between two time series, complementing the results of [3, 9].

We thank F. Benaych-Georges, M. Nowak and D. Savin for useful comments, in particular pointing us to references [6, 7].

²More generally, when $q = 0$, all eigenvalues are equal to c .

³It is also the distribution of eigenvalues of $\mathbf{X}\mathbf{X}^\top - \mathbf{Y}\mathbf{Y}^\top$, where \mathbf{X} and \mathbf{Y} are independent Wigner matrices.

References

- [1] V. A. Marčenko and L. A. Pastur. Distribution of eigenvalues for some sets of random matrices. *Matematicheskii Sbornik*, 114(4):507–536, 1967.
- [2] K. W. Wachter. The limiting empirical measure of multiple discriminant ratios. *The Annals of Statistics*, 8(5):937–957, 1980.
- [3] J.-P. Bouchaud, L. Laloux, M. A. Miceli, and M. Potters. Large dimension forecasting models and random singular value spectra. *The European Physical Journal B*, 55(2):201–207, 2007.
- [4] A. M. Tulino and S. Verdù. *Random Matrix Theory and Wireless Communications*. Now publishers, Hanover, Mass., 2004.
- [5] M. Potters, J. P. Bouchaud. *A First Course In Random Matrix Theory*, Cambridge University Press, in press, 2020.
- [6] A. Nica, R. Speicher, Commutators of free random variables. *Duke Math. J.* 92, no. 3, 553–592, 1998.
- [7] A. Deya and I. Nourdin. Convergence of Wigner integrals to the tetilla law. *Latin American Journal of Probability and Mathematical Statistics*, Instituto Nacional de Matematica Pura e Aplicada, 9, pp.101-127, 2012.
- [8] J. W. Silverstein and Z. Bai. On the empirical distribution of eigenvalues of a class of large dimensional random matrices. *Journal of Multivariate Analysis*, 54(2):175–192, 1995.
- [9] F. Benaych-Georges, J. P. Bouchaud and M. Potters. Optimal cleaning for singular values of cross-covariance matrices. preprint, [arXiv:1901.05543](https://arxiv.org/abs/1901.05543), 2019.