

Coupled effects of epidemic information and risk awareness on contagion

Wen-Juan Xu^a, Chen-Yang Zhong^b, Hui-Fen Ye^c, Rong-Da Chen^d, Tian Qiu^e, Fei Ren^f, Li-Xin Zhong^d

^a*School of Law, Zhejiang University of Finance and Economics, Hangzhou, 310018, China*

^b*Department of Statistics, Stanford University, Stanford, CA 94305-4065, USA*

^c*School of Accounting, Zhejiang University of Finance and Economics, Hangzhou, 310018, China*

^d*School of Finance and Coordinated Innovation Center of Wealth Management and Quantitative Investment, Zhejiang University of Finance and Economics, Hangzhou, 310018, China*

^e*School of Information Engineering, Nanchang Hangkong University, Nanchang, 330063, China*

^f*School of Business and Research Center for Econophysics, East China University of Science and Technology, Shanghai, 200237, China*

Abstract

In modern society, on the one hand, a highly developed transportation system has greatly promoted population mobility, which makes the prevention and control of an epidemic difficult. On the other hand, a highly developed information system has promoted real-time remote communication, which helps people obtain timely and accurate epidemic information and protect themselves from being infected. In order to make best use of the advantages and bypass the disadvantages of modern technologies in the prevention and control of an infectious disease, there is a need to give an insight into the relationship between the spread of an epidemic and people's risk aversion behaviors. By incorporating delayed epidemic information and self-restricted travel behavior into the SIS model, we have investigated the coupled effects of timely and accurate epidemic information and people's sensitivity to the epidemic information on contagion. In the population with only local random movement, whether the epidemic information is delayed or not has no effect

Email address: zlxwj@163.com (Li-Xin Zhong^d)

on the spread of the epidemic. People's high sensitivity to the epidemic information leads to their risk aversion behavior and the spread of the epidemic is suppressed. In the population with only global person-to-person movement, timely and accurate epidemic information helps an individual cut off the connections with the infected in time and the epidemic is brought under control in no time. A delay in the epidemic information leads to an individual's misjudgment of who has been infected and who has not, which in turn leads to rapid progress and a higher peak of the epidemic. In the population with coexistence of local and global movement, timely and accurate epidemic information and people's high sensitivity to the epidemic information play an important role in curbing the epidemic. A theoretical analysis indicates that people's misjudgment caused by the delayed epidemic information leads to a higher encounter probability between the susceptible and the infected and people's self-restricted travel behavior helps reduce such an encounter probability. A functional relation between the ratio of infected individuals and the susceptible-infected encounter probability has been found.

Keywords: epidemic information, delayed time, risk awareness, SIS model

1. Introduction

More recently, the world has witnessed a devastating outbreak of COVID-19[1, 2, 3, 4, 5]. Compared with the spread of the plagues in early human history[6, 7], the spread of COVID-19 has a greater average daily dispersion. Such a difference results from the development of modern transit system, which makes the people around the world highly connected[8, 9, 10, 11]. Therefore, from the view point of the prevention and control of an infectious disease, today's mobile society has brought us more challenges than ever before.

Traditionally, spatial isolation is an effective method for the prevention and control of an infectious disease. However, in modern society, long-term isolation means that people may lose their jobs on which they rely for survival. In addition to that, long-term isolation may also cause people's psychological problems[12, 13]. Under such circumstances, how to keep people from being infected and maintain appropriate outdoor activities at the same time has become one of the major problems which need to be investigated in depth.

With the help of highly developed communication technologies, such as

the Internet and the mobile phone, people are easy to get timely and accurate epidemic information. Such an advantage provides people with more opportunities to find effective measures for epidemic suppression in addition to spatial isolation[14, 15, 16, 17, 18]. Therefore, from the view point of the prevention and control of an infectious disease, today's information society has brought us more opportunities than ever before[19, 20, 21, 22, 23].

A variety of network models have been borrowed to analyze the coupling of information diffusion and epidemic spreading in the last two decades[24, 25, 26, 27, 28, 29, 30]. In a dynamical network, people can effectively avoid being infected by cutting off the connections with the infected and relinking to the uninfected. In a multilayer network, the diffusion of epidemic information and the spread of an infectious disease are coupled together with common nodes. The topological properties of the information network and the epidemic transmission network have a great impact on the spread of the epidemic. In a metapopulation network, people's moving patterns affect their encounter probability, which finally determines the speed and scope of the spread of an epidemic[31, 32, 33, 34, 35].

Although the studies related to the coupling of information diffusion and epidemic spreading have investigated the effects of communication structures and interaction structures on the spread of an infectious disease, in order to give an exact answer to the question about how to keep people from being infected and maintain appropriate outdoor activities at the same time, we need to have a clear view of the time-delayed effect and the cognitive effect on the spread of the epidemic, which are still lack of in-depth discussions.

In the present work, by incorporating delayed epidemic information and self-restricted travel behavior into the SIS model, we have investigated the coupled effects of the timeliness and accuracy of epidemic information and people's sensitivity to the epidemic information on the spread of the epidemic. The following are our main findings.

(1) In the population with only local random movement, whether the epidemic information is delayed or not has little effect on the spread of an infectious disease. People's self-restricted travel behavior has a great impact on the spread of the epidemic. A higher level of sensitivity to the epidemic information leads to a lower level of going-out frequency into the mostly infected crowd and the spread of the epidemic is suppressed effectively.

(2) In the population with only global person-to-person movement, whether the epidemic information is delayed or not has a great impact on the spread of an infectious disease. The timely and accurate epidemic information helps

an individual cut off the immediate connections with the infected in time and the epidemic dies out in a short time. The delayed epidemic information leads to an individual's misjudgement of who has been infected and who has not. The delay in cutting off the suspected-infected connections leads to a fast diffusion and a high peak of the epidemic. People's self-restricted travel behavior helps reduce the disadvantages resulting from the delayed epidemic information.

(3) A theoretical analysis indicates that the spread of an infectious disease is determined by the encounter probability between the suspected and the infected. The delayed epidemic information causes an increase in the suspected-infected encounter probability in the global person-to-person movement, which leads to a fast diffusion and a high peak of the epidemic. The information-dependent risk-aversion behavior causes a decrease in the suspected-infected encounter probability, which leads to effective suppression of the epidemic in both the local and global movement.

The rest of the paper is organized as follows. The SIS model with delayed epidemic information and local-global movement is introduced in section two. Section three presents simulation results and discussions. Section four gives a theoretical analysis. A conclusion is drawn in section five.

2. The model

In the present model, there are three coupled evolutionary processes: people's self-restricted travel behavior, information diffusion and epidemic transmission. The mechanisms mainly concerned in the present work are the delayed epidemic information and the sensitivity of people's moving probability to local and global epidemic information. In the following, we introduce the above three evolutionary processes respectively.

2.1. People's self-restricted travel behavior

People's travel behavior consists of two coupled moving patterns: local random movement and global person-to-person movement. In the local random movement, an individual i moves randomly within a confined spatial area, called local area in the following, with probability v_i^{ram} . Each local area consists of a $l \times l$ area with an overlapping $l \times \Delta l$ area between two adjacent local areas. The moving probability v_i^{ram} of individual i in the local area is

$$v_i^{ram} = v_0(1 - \frac{n_I}{n})^\alpha, \quad (1)$$

in which v_0 is the initial moving probability, n_I and n are the number of infected individuals and the total number of population in the local area, α represents an individual's sensitivity to the local epidemic information. The total area of all the local areas combined is a $L \times L$ regular network with eight paths for each node, which is satisfied with the equation

$$L \times L = [m \times (l - \Delta l)] \times [m \times (l - \Delta l)]. \quad (2)$$

Therefore, there are total $m \times m$ number of local areas in the present model.

In the global person-to-person movement, an individual i moves purposefully to an individual j who has an immediate connection with him with probability v_i^{pur} . The globally connected network is a random network with average degree \bar{k} for each node and a Poisson degree distribution $P(k)$. The moving probability v_i^{pur} is satisfied with the equation

$$v_i^{pur} = v'_0(1 - \frac{N_I}{N})^\beta, \quad (3)$$

in which v'_0 is the initial moving probability, N_I and N are the number of infected individuals and the total number of population in the global area, β represents an individual's sensitivity to the global epidemic information. In addition to the global information, an individual i has also personal information about who has been infected and who has not among his immediate neighbors. If he obtains the information that an immediate neighbor has been infected, he will cut off the connection with him.

The local movement and the global movement are coupled together with timescale τ . For $\tau = 0$, there is only local movement. For $\tau = 1$, there is only global movement. For $0 < \tau < 1$, local movement and global movement coexist.

2.2. Information diffusion

There are three kinds of epidemic information in the present model: the local epidemic information $\rho_I^{loc} = \frac{n_I}{n}$, the global epidemic information $\rho_I^{glo} = \frac{N_I}{N}$ and the person-to-person epidemic information $S - I$. If the epidemic information can be obtained in time, each individual determines his travel behavior according to the latest epidemic information, i.e. $\rho_I^{loc}(t) = \frac{n_I(t)}{n}$, $\rho_I^{glo}(t) = \frac{N_I(t)}{N}$ and $S - I(t)$. If the epidemic information is Δ time steps

delay, each individual determines his travel behavior according to the delayed epidemic information, i.e. $\rho_I^{loc}(t) = \frac{n_I(t-\Delta)}{n}$, $\rho_I^{glo}(t) = \frac{N_I(t-\Delta)}{N}$ and $S-I(t-\Delta)$. Therefore, if the ratio of infected individuals in the population does not changes with time, that is $\frac{n_I(t)}{n} = \frac{n_I(t-\Delta)}{n}$ and $\frac{N_I(t)}{N} = \frac{N_I(t-\Delta)}{N}$, whether the local and global information are timely or not does not affect the local and global moving probability. But for person-to-person movement, if an individual was infected within the latest $\Delta - 1$ steps, the information of $S-I(t)$ should be different from the information of $S-I(t-\Delta)$, which leads to an individual's misjudgement of who has been infected and who has not among his immediate neighbors. In such cases, the global person-to-person movement is quite possible to promote the spread of an infectious disease.

2.3. Epidemic transmission

There are two routes for the spread of an infectious disease: group-to-person transmission and person-to-person transmission. In the local random movement, if a typical spot (x, y) has been occupied by n'_I infected individuals and n'_S susceptible individuals, a susceptible individual i in this spot will be infected with probability

$$P_i = \frac{n'_I}{n'_I + n'_S} P_I, \quad (4)$$

in which P_I is the infection probability of the infectious disease. An infected individual j in this spot will become susceptible with probability

$$P_j = P_S, \quad (5)$$

in which P_S is the recovery probability of the infectious disease.

In the global person-to-person epidemic transmission, an individual i' firstly randomly chooses an individual j' from his immediate neighbors. If individual i' is an infected individual, he becomes susceptible with probability P_S and keeps infected with probability $1 - P_S$. If individual i' is a susceptible individual and individual j' is an infected individual, individual i' will be infected with probability P_I on condition that individual i' does not know that individual j' has been infected. If individual i' knows that individual j' has been infected, he will cut off the link and keeps susceptible.

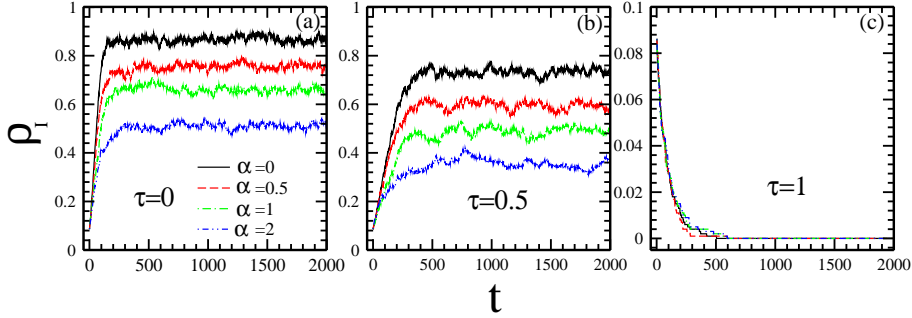


Figure 1: Simulation of dynamic ratio of infected individuals ρ_I for time t with timescale between global and local movement (a) $\tau = 0$; (b) $\tau = 0.5$; (c) $\tau = 1$. People's sensitivity to the epidemic information $\alpha=0$ (lines), 0.5 (slashes), 1 (slash dotted lines), 2 (slash dotted dotted lines). Other parameters are: $\alpha=\beta$, total population $N = 1000$, average degree of each node in the random network $\bar{k}=10$, initial moving probability $v_0=1$, delayed time $\Delta=0$, infection rate $P_I = 1$, recovery rate $P_S = 0.01$, global area $L \times L = 100 \times 100$, local area $l \times l = 11 \times 11$, overlapping area $l \times \Delta l = 11 \times 1$.

3. Simulation results and discussions

The epidemic information alerts people to the potential danger, which is possible to affect people's local and global travel behavior. The change of people's travel behavior would in turn lead to a change in the spread of the epidemic. In the coupling of people's self-restricted travel behavior and the spread of the epidemic, the timeliness and accuracy of epidemic information and people's attitude to such information are two key factors. In the following, we examine simulatively whether people's sensitivity to the risk information and the delay of the epidemic information affect the spread of the epidemic or not.

Firstly, suppose that people could get the epidemic information timely and accurately, we examine whether people's self-restricted travel behavior could suppress the spread of an infectious disease or not.

Figure 1 (a) shows that, for $\tau = 0$, which corresponds to the situation where there is only local random movement, the time-dependent ratio of infected individuals ρ_I is closely related to people's sensitivity to the risk information. For $\alpha=\beta=0$, which corresponds to the situation where people are insensitive to the epidemic information, within the range of $0 < t < 150$, ρ_I increases quickly from $\rho_I \sim 0.1$ to $\rho_I \sim 0.86$. Within the range of $t > 150$, ρ_I fluctuates around $\rho_I \sim 0.86$ and the average value of ρ_I changes little with the rise of t . For $\alpha=\beta=0.5$, which corresponds to the situation where

people show low sensitivity to the epidemic information, within the range of $0 < t < 300$, ρ_I increases from $\rho_I \sim 0.1$ to $\rho_I \sim 0.76$. Within the range of $t > 300$, ρ_I fluctuates around $\rho_I \sim 0.76$ and the average value of ρ_I changes little with the rise of t . A further increase in people's sensitivity to the epidemic information leads to a lower level of ρ_I in the final steady state and the prolonged time to the final steady time. Such results indicate that, in the local random movement, an individual's self-restricted travel behavior can suppress the spread of an infectious disease effectively.

Figure 1 (b) shows that, for $\tau = 0.5$, which corresponds to the situation where local movement and global movement coexist, the time-dependent ratio of infected individuals ρ_I is also related to people's sensitivity to the risk information. Comparing the results in Figure 1 (a) with the results in Figure 1 (b), we find that, given the same value of people's sensitivity to the risk information, the coexistence of local movement and global movement leads to a lower level of ρ_I in the final steady state and the prolonged time to the final steady time. Such results indicate that, in the coexistence of local movement and global movement, an individual's self-restricted travel behavior is helpful for inhibiting the spread of an infectious disease.

Figure 1 (c) shows that, for $\tau = 1$, which corresponds to the situation where there is only global movement, the time-dependent ratio of infected individuals ρ_I has little to do with people's sensitivity to the risk information. Within the range of $0 < t < 500$, ρ_I decreases quickly from $\rho_I \sim 0.086$ to $\rho_I \sim 0$ for different values of people's sensitivity to the risk information. Within the range of $t > 500$, ρ_I keeps the minimum value of $\rho_I \sim 0$. Such results indicate that, in the global person-to-person movement, an individual's self-restricted travel behavior has little effect on the change of the spread of an infectious disease.

Comparing the simulation results in figure 1 (a), (b) and (c), we find that the effectiveness of people's self-restricted travel behaviors on the suppression of an infectious disease is related to the timescale between global movement and local movement. In the local movement, as people can not get exact epidemic information about who has been infected and who has not, people's strict self-restriction is quite important for us to inhibit the spread of an infectious disease. It is valuable that people have a higher level of self-consciousness to the prevention and control of the infectious disease. In the global movement, as each individual has timely and accurate epidemic information about whether his immediate neighbors have been infected or not, he can cut off the connections with the infected individuals in time.

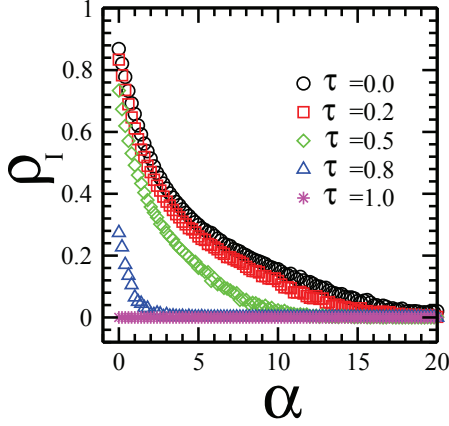


Figure 2: Simulation of averaged ratio of infected individuals ρ_I as a function of people's sensitivity α to the epidemic information with timescale between global and local movement $\tau=0$ (circles), 0.2 (squares), 0.5 (diamonds), 0.8 (triangles), 1 (stars). Other parameters are: $\alpha=\beta$, total population $N = 1000$, average degree of each node in the random network $\bar{k}=10$, initial moving probability $v_0=1$, delayed time $\Delta=0$, infection rate $P_I = 1$, recovery rate $P_S = 0.01$, global area $L \times L = 100 \times 100$, local area $l \times l = 11 \times 11$, overlapping area $l \times \Delta l = 11 \times 1$. Final data are obtained by averaging over 10 runs and 10^3 time steps after 5×10^3 relaxation time in each run.

Therefore, it is not necessary for him to have a strict self-restricted travel behavior as long as he has already cut off all the connections with the infected individuals. In the coexistence of local movement and global movement, as accurate epidemic information is not always available, people's strict self-restriction is still important for us to inhibit the spread of an infectious disease.

In order to get a clear view of the extinction point of the epidemic, we plot the averaged ratio of infected individuals ρ_I as a function of people's sensitivity α for different values of timescale τ in Figure 2. As there is only local random movement, $\tau=0$, ρ_I decreases continuously from $\rho_I \sim 0.87$ to $\rho_I \sim 0.02$ within the range of $0 < \alpha < 20$. The extinction point $\alpha_c \sim 20$ is observed. For $\tau=0.2$, ρ_I decreases continuously from $\rho_I \sim 0.84$ to $\rho_I \sim 0$ within the range of $0 < \alpha < 20$. The extinction point $\alpha_c \sim 18$ is observed. A further increase in τ leads to a decrease in the extinction point α_c . As there is only global person-to-person movement, $\tau=1$, ρ_I keeps the minimum value of $\rho_I \sim 0$ within the whole range of $0 < \alpha < 20$.

We can conclude that, if people could get exact epidemic information, just

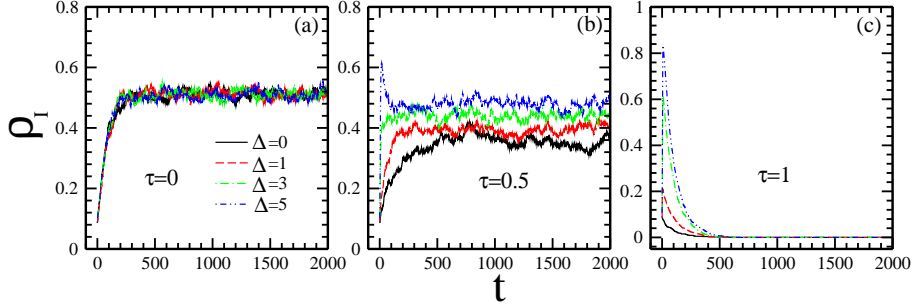


Figure 3: Simulation of dynamic ratio of infected individuals ρ_I for time t with timescale between global and local movement (a) $\tau = 0$; (b) $\tau = 0.5$; (c) $\tau = 1$. The delayed time $\Delta=0$ (lines), 1 (slashes), 3 (slash dotted lines), 5 (slash dotted dotted lines). Other parameters are: total population $N = 1000$, average degree of each node in the random network $\bar{k}=10$, initial moving probability $v_0=1$, people's sensitivity to the epidemic information $\alpha=\beta=2$, infection rate $P_I = 1$, recovery rate $P_S = 0.01$, global area $L \times L = 100 \times 100$, local area $l \times l = 11 \times 11$, overlapping area $l \times \Delta l = 11 \times 1$.

like the situation where there is only global movement, they can effectively refrain from being infected and a strict self-restricted travel behavior has little effect on the change of the spread of the epidemic. If people could only get the ratio of infected individuals in the population, just like the situation where there is only local movement, people's higher sensitivity to the epidemic information would cause them to travel less and the spread of the epidemic can be suppressed effectively.

Secondly, incorporating the delayed epidemic information into the evolutionary process, we examine whether the delayed epidemic information would affect the spread of an infectious disease or not.

Figure 3 (a) shows that, for $\tau = 0$, which corresponds to the situation where there is only local movement, the time-dependent ratio of infected individuals ρ_I are nearly the same for different values of the delayed time Δ . Such results indicate that, in the local random movement, whether the epidemic information is delayed or not does not affect the spread of an infectious disease.

Figure 3 (b) shows that, for $\tau = 0.5$, which corresponds to the situation where local movement and global movement coexist, the time-dependent ratio of infected individuals ρ_I is related to the delayed time Δ of the epidemic information. For $\Delta=0$, which corresponds to the situation where people have timely epidemic information, the ratio of infected individuals ρ_I increases slowly from $\rho_I \sim 0.1$ to $\rho_I \sim 0.36$ within the range of $0 < t < 500$. For

$t > 500$, ρ_I fluctuates around $\rho_I \sim 0.36$ and the average value of ρ_I changes little with the rise of t . For $\Delta=1$, which corresponds to the situation where people have delayed epidemic information, ρ_I increases from $\rho_I \sim 0.1$ to $\rho_I \sim 0.4$ within the range of $0 < t < 200$. For $t > 200$, ρ_I fluctuates around $\rho_I \sim 0.4$ and the average value of ρ_I changes little with the rise of t . For $\Delta=5$, ρ_I firstly increases quickly from $\rho_I \sim 0.1$ to $\rho_I \sim 0.62$ and then drops quickly from $\rho_I \sim 0.62$ to $\rho_I \sim 0.48$ within the range of $0 < t < 150$. For $t > 150$, ρ_I fluctuates around $\rho_I \sim 0.48$ and the average value of ρ_I changes little with the rise of t . A further increase in Δ leads to a higher level of ρ_I in the final steady state and the shortened time to the final steady time. Such results indicate that, in the situation where local movement and global movement coexist, the delayed epidemic information promotes the spread of an infectious disease.

Figure 3 (c) shows that, for $\tau = 1$, which corresponds to the situation where there is only global movement, the time-dependent ratio of infected individuals ρ_I is closely related to the delayed time Δ of the epidemic information. For $\Delta = 0$, which corresponds to the situation where people have timely epidemic information, the ratio of infected individuals ρ_I decreases from $\rho_I \sim 0.1$ to $\rho_I \sim 0$ within the range of $0 < t < 300$. For $t > 300$, ρ_I keeps the minimum value of $\rho_I \sim 0$. For $\Delta = 1$, which corresponds to the situation where people have delayed epidemic information, the ratio of infected individuals ρ_I firstly increases from $\rho_I \sim 0.1$ to $\rho_I \sim 0.2$ and then decreases from $\rho_I \sim 0.2$ to $\rho_I \sim 0$ within the range of $0 < t < 500$. For $t > 500$, ρ_I keeps the minimum value of $\rho_I \sim 0$. A further increase in Δ leads to an increase in the maximum value of the time-dependent ρ_I . However, the ratio of infected individuals in the final steady does not change with Δ . Such results indicate that, in the situation where there is only global movement, the delayed epidemic information cause a rapid progress and a higher peak of the spread of an infectious disease.

In order to get a clear view of the coupled effects of the delayed epidemic information and people's self-restricted travel behavior on the spread of an infectious disease, in Figure 4 (a) and (b) we plot the averaged ratio of infected individuals ρ_I as a function of the delayed time Δ for $\alpha=0$ and $\alpha=2$ respectively.

Figure 4 (a) shows that, for $\alpha=\beta=0$, which corresponds to the situation where people are insensitive to the epidemic information, the changing tendency of ρ_I vs Δ is closely related to the timescale τ . For $\tau = 0$, ρ_I keeps its maximum value of $\rho_I \sim 0.88$ within the whole range of $\Delta \geq 0$. For $\tau = 0.2$,

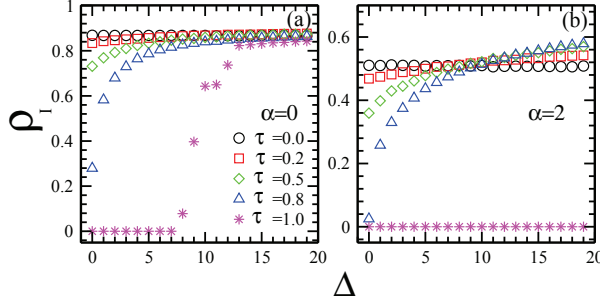


Figure 4: Simulation of averaged ratio of infected individuals ρ_I as a function of delayed time Δ with (a) people's sensitivity to the epidemic information $\alpha=0$ and timescale between global and local movement $\tau=0$ (circles), 0.2 (squares), 0.5 (diamonds), 0.8 (triangles), 1 (stars); (b) people's sensitivity to the epidemic information $\alpha=2$ and timescale between global and local movement $\tau=0$ (circles), 0.2 (squares), 0.5 (diamonds), 0.8 (triangles), 1 (stars). Other parameters are: $\alpha=\beta$, total population $N = 1000$, average degree of each node in the random network $\bar{k}=10$, initial moving probability $v_0=1$, infection rate $P_I = 1$, recovery rate $P_S = 0.01$, global area $L \times L = 100 \times 100$, local area $l \times l = 11 \times 11$, overlapping area $l \times \Delta l = 11 \times 1$. Final data are obtained by averaging over 10 runs and 10^3 time steps after 5×10^3 relaxation time in each run.

ρ_I increases continuously from $\rho_I \sim 0.83$ to $\rho_I \sim 0.88$ within the range of $0 < \Delta < 6$. ρ_I keeps its maximum value of $\rho_I \sim 0.88$ within the whole range of $\Delta > 6$. The critical value of $\Delta_c \sim 6$ is observed. A further increase in τ leads to an overall decrease in ρ_I within the range of $0 < \Delta < \Delta_c$. For $\tau = 1$, which corresponds to the situation where there is only global movement, ρ_I keeps its maximum value of $\rho_I \sim 0$ within the range of $0 < \Delta < 7$. Within the range of $7 < \Delta < 13$, ρ_I increases quickly from $\rho_I \sim 0$ to $\rho_I \sim 0.84$. Within the range of $\Delta > 13$, ρ_I keeps its maximum value of $\rho_I \sim 0.84$.

Figure 4 (b) shows that, for $\alpha=\beta=2$, which corresponds to the situation where people are sensitive to the epidemic information, the changing tendency of ρ_I vs Δ is also closely related to the timescale τ . For $\tau = 0$, ρ_I keeps its value of $\rho_I \sim 0.52$ within the whole range of $\Delta > 0$. For $\tau = 0.2$, ρ_I increases continuously from $\rho_I \sim 0.48$ to $\rho_I \sim 0.54$ within the whole range of $\Delta > 0$. A further increase in τ leads to a decrease in ρ_I within the range of $0 < \Delta < \Delta_c$ and an increase in ρ_I within the range of $\Delta > \Delta_c$. For $\tau = 1$, which corresponds to the situation where there is only global movement, ρ_I keeps its minimum value of $\rho_I \sim 0$ within the whole range of $\Delta > 0$. Comparing the results in Figure 4 (b) with the results in Figure 4 (a), we find that a higher level of people's sensitivity to the epidemic information is helpful

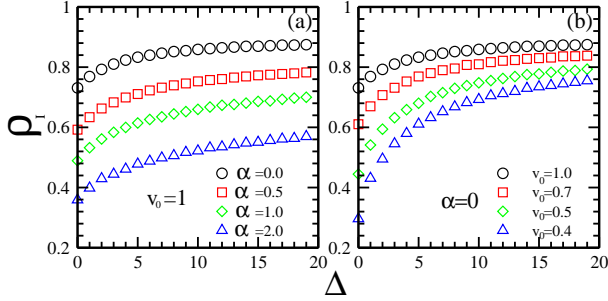


Figure 5: Simulation of averaged ratio of infected individuals ρ_I as a function of delayed time Δ with (a) initial moving probability $v_0 = 1$ and people's sensitivity to the epidemic information $\alpha = 0$ (circles), 0.5 (squares), 1 (diamonds), 2 (triangles); (b) people's sensitivity to the epidemic information $\alpha = 0$ and initial moving probability $v_0 = 1$ (circles), 0.7 (squares), 0.5 (diamonds), 0.4 (triangles). Other parameters are: $\alpha = \beta$, total population $N = 1000$, average degree of each node in the random network $\bar{k} = 10$, timescale between global and local movement $\tau = 0.5$, infection rate $P_I = 1$, recovery rate $P_S = 0.01$, global area $L \times L = 100 \times 100$, local area $l \times l = 11 \times 11$, overlapping area $l \times \Delta l = 11 \times 1$. Final data are obtained by averaging over 10 runs and 10^3 time steps after 5×10^3 relaxation time in each run.

for the inhibition of the spread of an infectious disease even if there is a time delay of the epidemic information.

We conclude that, the delayed epidemic information does not always have an impact on the spread of the epidemic. In the situation where there is only local movement, whether the epidemic information is delayed or not does not affect the spread of the epidemic. In the situation where local movement and global movement coexist, the delayed epidemic information promotes the widespread of the epidemic. In the situation where there is only global movement, the delayed epidemic information only causes an increase in the highest level of the spread of the epidemic but does not affect the ratio of the infected individuals in the final steady state.

In the present model, people's sensitivity to the epidemic information is reflected in their self-restricted travel behavior. The change in people's travel behavior determines people's encounter probability and accordingly the spread of the epidemic. In real society, the moving probability can be affected by external forces, like government's speed limits, and internal forces, like an individual's risk aversion behavior. In order to get a clear view of different effects of external forces and internal forces on the spread of an infectious disease, in Figure 5 (a) and (b) we plot the averaged ratio of infected

individuals as a function of timescale τ for a fixed value of $v_0 = 0$ and different values of α and a fixed value of $\alpha = 0$ and different values of v_0 respectively. The scenario in Figure 5 (a) represents people's risk aversion behaviors, in which people's moving probability changes with time. The scenario in Figure 5 (b) represents government's speed limits, in which people's moving probability keeps low but stable. We are especially concerned about the epidemic inhibition effects between the system with low and stable moving probability and the system with information-dependent moving probability.

Figure 5 (a) shows that, for $v_0 = 1$, the changing tendencies of ρ_I vs Δ are nearly the same for different values of people's sensitivity to the epidemic information α . An increase in α only leads to an overall decrease in ρ_I but not the changing tendency of ρ_I vs Δ . Figure 5 (b) shows that, for $\alpha = 0$, the changing tendencies of ρ_I vs Δ are not the same for different values of initial moving probability v_0 . An increase in v_0 not only leads to an overall decrease in ρ_I but also the changing tendency of ρ_I vs Δ .

Comparing the results in Figure 5 (a) with the results in Figure 5 (b), we find that the changing tendency of ρ_I vs Δ in Figure 5 (b) is much steeper than that in Figure 5 (a). Such results indicate that, compared with the situation where the moving probability keeps low and stable, people's self-restricted travel behavior is more effective in reducing the disadvantage resulting from the delayed epidemic information.

4. Theoretical analysis

4.1. Relationship between the ratio of infected individuals and people's sensitivity to the epidemic information

Here, we give a theoretical analysis on how people's sensitivity to the epidemic information affects the ratio of infected individuals in the final steady state.

In the present model, an increase or a decrease in the number of infected individuals is determined by the encounter probability between the infected and the suspected individuals. In the following, depending upon the mean field theory, we give an analysis on how an individual's risk aversion behavior affects the encounter probability, which further leads to the change of the ratio of infected individuals in the final steady state.

For $\tau = 0$, which corresponds to the situation where there is only local random movement, on condition that people are insensitive to the risk information, $\alpha=0$, each individual's travel probability keeps stable, $v(t)=v_0=1$.

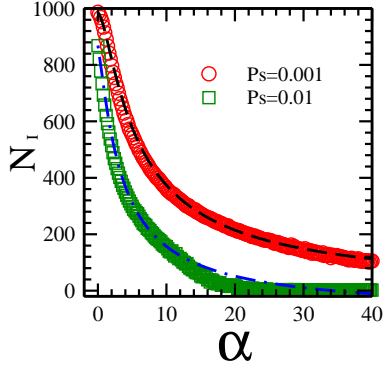


Figure 6: Simulation of the averaged total number of infected individuals N_I as a function of people's sensitivity to the epidemic information α with recovery rate $P_S=0.001$ (circles), 0.01 (squares). Other parameters are: $\alpha=\beta$, total population $N = 1000$, average degree of each node in the random network $\bar{k}=10$, initial moving probability $v_0=1$, timescale between global and local movement $\tau=0$, delayed time $\Delta=0$, infection rate $P_I = 1$, global area $L \times L = 100 \times 100$, local area $l \times l = 11 \times 11$, overlapping area $l \times \Delta l = 11 \times 1$. Final data are obtained by averaging over 10 runs and 10^3 time steps after 5×10^3 relaxation time in each run. The slash lines and the slash dotted lines are theoretical predictions for $P_S=0.001$ and 0.01 respectively.

The encounter probability between an infected individual and a susceptible individual is

$$P_{SI} = \frac{C_{N_I}^1 C_{N_S}^1}{C_N^2} = \frac{2N_I N_S}{(N-1)(N-2)}, \quad (6)$$

in which N_I is the number of infected individuals and N_S is the number of susceptible individuals in the population and $N_I + N_S = N$. Suppose the relationship between P_{SI} and v_0 is satisfied with a linear function,

$$P_{SI} = \frac{2N_I(N - N_I)v_0}{(N-1)(N-2)}, \quad (7)$$

an increase in the ratio of infected individuals in a time step is

$$\Delta \rho_I = P_{SI} = \frac{2N_I(N - N_I)v_0}{(N-1)(N-2)}. \quad (8)$$

As people's sensitivity to the risk information is incorporated into the travel probability, $v = v_0(1 - \frac{N_I}{N})^\alpha$, $\Delta \rho_I$ becomes

$$\Delta\rho_I = \frac{2N_I(N - N_I)v_0(1 - \frac{N_I}{N})^\alpha}{(N - 1)(N - 2)}. \quad (9)$$

With the recovery probability P_S , a decrease in the ratio of infected individuals in a time step is

$$\Delta\rho'_I = \frac{P_S N_I}{N}. \quad (10)$$

In the final stable state, an increase in the ratio of infected individuals should be equal to a decrease in the ratio of infected individuals, $\Delta\rho_I = \Delta\rho'_I$, we get

$$\frac{2N_I(N - N_I)^{1+\alpha}v_0}{(N - 1)(N - 2)N^\alpha} = \frac{P_S N_I}{N}. \quad (11)$$

The relationship between the number of infected individuals in the population and people's sensitivity to the risk information becomes

$$N_I = N - \left[\frac{(N - 1)(N - 2)N^{\alpha-1}P_S}{2v_0} \right]^{\frac{1}{1+\alpha}}. \quad (12)$$

In the above equation, there is a pre-defined condition that the population density is $\rho = 1$. Consider different population density ρ , we get the functional relation

$$N_I = N - \left[\frac{(N - 1)(N - 2)N^{\alpha-1}P_S}{2\rho v_0} \right]^{\frac{1}{1+\alpha}}. \quad (13)$$

From the above equation we find that the amount of infected individuals in the final steady state decreases with the rise of the recovery probability and the rise of people's sensitivity to the risk information. In Figure 6 we plot N_I vs α for different P_S . Given the condition $N_I^{theo}(\alpha = 0) = N_I^{simul}(\alpha = 0)$, the theoretical analysis is in accordance with the simulation data.

4.2. relationship between the progress of the epidemic and the delayed epidemic information

In the following, we give a theoretical analysis on how the delayed epidemic information affects the progress and the peak of an epidemic.

In the local random movement, an individual's travel probability is determined by the ratio of infected individuals in the local area. According to

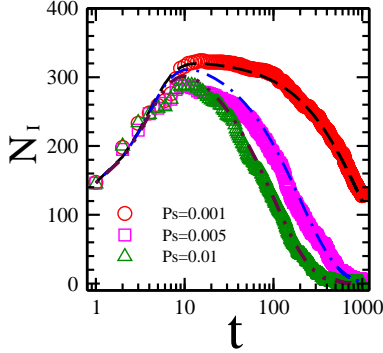


Figure 7: Simulation of the dynamic total number of infected individuals N_I for time t with recovery rate $P_S=0.001$ (circles), 0.005 (squares), 0.01 (triangles). Other parameters are: total population $N = 1000$, average degree of each node in the random network $\bar{k}=10$, initial moving velocity $v_0=1$, timescale between global and local movement $\tau = 1$, delayed time $\Delta=1$, people's sensitivity to the epidemic information $\alpha=\beta=0$, infection rate $P_I = 1$, global area $L \times L = 100 \times 100$, local area $l \times l = 11 \times 11$, overlapping area $l \times \Delta l = 11 \times 1$. The slash lines, the slash dotted lines and the slash dotted dotted lines are theoretical predictions for $P_S=0.001$, 0.005 and 0.01 respectively.

the mean field theory, the ratio of infected individuals in the local area is equal to the ratio of infected individuals in the whole area, which is somewhat stable in the final steady state. Therefore, although the state of each individual changes with time, the delayed epidemic information also provides us relatively accurate information of ρ_I and does not affect the progress of an epidemic.

In the global person-to-person movement, an individual's travel probability is determined by accurate epidemic information about who has been infected and who has not. If an individual has accurate epidemic information, his travel probability is

$$v_{global} = \frac{n - n_I}{n}, \quad (14)$$

in which n_I is the number of infected individuals and n is the total number of individuals connected to him. In such cases, a susceptible individual's connections with infected individuals have all been cut off and he will not get infected.

If the epidemic information is delayed one time step, an individual's travel probability becomes

$$v_{global} = \frac{n - (n_I - \Delta n_I)}{n}, \quad (15)$$

in which Δn_I is the number of infected individuals increased in the latest step. Depending upon the mean field theory, we get the possibility that an individual will get infected in the next time step

$$\Delta \rho_I = \frac{C_{N_S}^1 C_{\Delta N_I}^1}{C_N^2}, \quad (16)$$

in which N_S is the number of susceptible individuals and ΔN_I is the number of infected individuals increased in the latest step in the whole population. We obtain the number of infected individuals increased in a time step

$$\Delta N_I(t) = \frac{2N_S^2(t-1)\Delta N_I(t-1)}{N(N-1)}. \quad (17)$$

Therefore, the total number of infected individuals is

$$N_I(t) = N_I(t-1) + \frac{2N_S^2(t-1)\Delta N_I(t-1)}{N(N-1)} - N_I(t-1)P_S, \quad (18)$$

and the total number of susceptible individuals is

$$N_S(t) = N_S(t-1) - \frac{2N_S^2(t-1)\Delta N_I(t-1)}{N(N-1)} + N_I(t-1)P_S. \quad (19)$$

From the above equations we find that the number of infected individuals in the population firstly increases and then decreases with time, the rise or the decrease slope of which is closely related to the refractory probability P_S . In figure 7 we plot N_I vs t for different P_S . Given the initial conditions $N_I = 112$, $N_S = 795$, $\Delta N_I = 30$, $\Delta N_S = 0$, the theoretical analysis is in accordance with the simulation data.

5. Summary

In this paper, we have investigated the coupled effects of delayed epidemic information and self-restricted travel behavior on contagion. In the local random movement, people's self-restricted travel behavior can effectively reduce the spread of an infectious disease. Compared with timely epidemic information, delayed epidemic information does not reduce the effectiveness of

such an advantage. In the global person-to-person movement, people's self-restricted travel behavior is also helpful for us to prevent and control the epidemic. The effectiveness of such an advantage depends on timely and accurate epidemic information. The delayed epidemic information facilitates the epidemic reaching a higher peak. In the coexistence of local movement and global movement, both timely epidemic information and people's high sensitivity to the risk information are helpful for us to suppress the epidemic. A mean field analysis indicates that, in the local random movement, the suppression of the epidemic results from a decrease in the encounter probability between the susceptible and the infected. People's self-restricted travel behavior leads to a lower Susceptible-Infected encounter probability and the ratio of infected individuals decreases. In the global person-to-person movement, the suppression of the epidemic results from timely and accurate disconnection of the link between the susceptible and the infected. The timely and accurate epidemic information helps an individual know of who has been infected and who has not, depending upon which he can cut off the Susceptible-Infected linkage in time and the epidemic is suppressed.

In real society, there are a variety of moving patterns. From the perspective of effectively curbing an epidemic, an infectious disease's transmission characteristics and people's moving patterns are two key factors, depending upon which we can map out more effective prevention and control measures. Compared with external enforcement measures, people's self-restricted travel behavior are more flexible and helpful, which help us achieve a balance between the prevention and control of the epidemic and the needs of outdoor activities in our daily life. In the future, a challenging problem is how to give a detailed theoretical derivation of a typical kind of coupled reaction-diffusion processes, including a comprehensive consideration of information transmission factors and cognitive factors. A kind of message-passing method may be a promising protocol for such problems.

Acknowledgments

This work is the research fruits of Social Science Foundation of Zhejiang Province, National Social Science Foundation of China, Humanities and Social Sciences Fund sponsored by Ministry of Education of China (Grant Nos. 19YJAZH120, 17YJAZH067), National Natural Science Foundation of China (Grant Nos. 71371165, 11865009, 71871094, 71631005).

References

- [1] Paulo Cesar Ventura, Yamir Moreno, Francisco A. Rodrigues, The role of time scale in the spreading of asymmetrically interacting diseases, arXiv:2007.02774(2020).
- [2] N.F. Johnson, N. Velasquez, O.K. Jha, H. Niyazi, R. Leahy, N. Johnson Restrepo, R. Sear, P. Manrique, Y. Lupu, P. Devkota, S. Wuchty, Covid-19 infodemic reveals new tipping point epidemiology and a revised R formula, arXiv:2008.08513, (2020).
- [3] N. Velasquez, R. Leahy, N. Johnson Restrepo, Y. Lupu, R. Sear, N. Gabriel, O. Jha, B. Goldberg, N. F. Johnson, Hate multiverse spreads malicious COVID-19 content online beyond individual platform control, arXiv:2004.00673, (2020).
- [4] Matheus Henrique Dal Molin Ribeiro, Ramon Gomes da Silva, Viviana Cocco Mariani, Leandro dos Santos Coelho, Short-term forecasting COVID-19 cumulative confirmed cases: Perspectives for Brazil, Chaos, Solitons and Fractals 135, 109853 (2020).
- [5] Nick James, Max Menzies, Cluster-based dual evolution for multivariate time series: Analyzing COVID-19, Chaos 30, 061108 (2020).
- [6] M. C. J. Bootsma, N. M. Ferguson, The effect of public health measures on the 1918 influenza pandemic in U.S. cities, Proc. Natl. Acad. Sci. 104, 7588-7593 (2007).
- [7] R. J. Hatchett, C. E. Mecher, M. Lipsitch, Public health interventions and epidemic intensity during the 1918 influenza pandemic, Proc. Natl. Acad. Sci. 104, 7582-7587(2007).
- [8] Li-Xin Zhong, Wen-Juan Xu, Rong-Da Chen, Tian Qiu, Yong-Dong Shi, Chen-Yang Zhong, Coupled effects of local movement and global interaction on contagion, Physica A 436, 482-491 (2015).
- [9] Pedro D. Manrique, Chen Xu, Pak Ming Hui, Neil F. Johnson, A typical viral dynamics from transport through popular places, Phy. Rev. E 94, 022304 (2016).

- [10] Muhua Zheng, Zhongyuan Ruan, Ming Tang, Younghae Do, Zonghua Liu, Influence of periodic traffic congestion on epidemic spreading, *Int. J. Mod. Phys. C* 27, 1650048 (2016).
- [11] Zhongyuan Ruan, Chaoqing Wang, Pak Ming Hui, and Zonghua Liu, Integrated travel network model for studying epidemics: Interplay between journeys and epidemic, *Scientific Reports* 5, 11401 (2015).
- [12] N. M. Ferguson, D. A. T. Cummings, C. Fraser, J. C. Cajka, P. C. Cooley, and D. S. Burke, Strategies for mitigating an influenza pandemic, *Nature* 442, 448-452 (2007).
- [13] F. Brauer, Mathematical epidemiology: Past, present, and future, *Nature* 2, 113127 (2017).
- [14] Dietrich Stauffer, A biased review of sociophysics, *Journal of Statistical Physics* 151, 9-20(2013).
- [15] Frank Schweitzer, An agent-based framework of active matter with applications in biological and social systems, *European Journal of Physics* 40 (2019).
- [16] Jan Lorenz, Heiko Rauhut, Frank Schweitzer, Dirk Helbing, How social influence can undermine the wisdom of crowd effect, *PNAS* 108, 9020-9025 (2011).
- [17] Rene Pfitzner, Ingo Scholtes, Antonios Garas, Claudio J. Tessone, Frank Schweitzer, Betweenness preference: quantifying correlations in the topological dynamics of temporal networks, *Phys. Rev. Lett.* 110, 198701 (2013).
- [18] Ingo Scholtes, Nicolas Wider, Rene Pfitzner, Antonios Garas, Claudio J. Tessone, Frank Schweitzer, Causality-driven slow-down and speed-up of diffusion in non-Markovian temporal networks, *Nature Communications* 5, 5024 (2014).
- [19] Matjaz Perc, Jillian J. Jordan, David G. Rand, Zhen Wang, Stefano Boccaletti, Attila Szolnoki, Statistical physics of human cooperation, *Phys. Rep.* 687, 1-51 (2017).

- [20] Aanjaneya Kumar, Valerio Capraro, Matjaz Perc, The evolution of trust and trustworthiness, *J. R. Soc. Interface* 17, 20200491 (2020).
- [21] Hao Guo, Zhao Song, Sun?ana Ge?ek, Xuelong Li, Marko Jusup, Matjaz Perc, Yamir Moreno, Stefano Boccaletti, Zhen Wang, A novel route to cyclic dominance in voluntary social dilemmas, *J. R. Soc. Interface* 17, 20190789 (2020).
- [22] Haroldo V. Ribeiro, Andre S. Sunahara, Jack Sutton, Matjaz Perc, Quentin S. Hanley, City size and the spreading of COVID-19 in Brazil, *arXiv:2005.13892*(2020).
- [23] Subhas Khajanchi, Kankan Sarkar, Jayanta Mondal, Matjaz Perc, Dynamics of the COVID-19 pandemic in India, *arXiv:2005.06286*(2020).
- [24] Dafang Zheng, P. M. Hui, Steffen Trimper, Bo Zheng, Epidemics and dimensionality in hierarchical networks, *Physica A* 352, 659-668 (2005).
- [25] Elvis H. W. Xu, Wei Wang, C. Xu, Ming Tang, Younghae Do, P. M. Hui, Suppressed epidemics in multi-relational networks, *Phys. Rev. E* 92, 022812 (2015).
- [26] Wei Wang, Ming Tang, Hai-Feng Zhang, Hui Gao, Younghae Do, Zong-Hua Liu, Epidemic spreading on complex networks with general degree and weight distributions, *Phys. Rev. E* 90, 042803 (2014).
- [27] Parshani Roni, Carmi Shai, Havlin Shlomo, Epidemic threshold for the susceptible-infectious-susceptible model on random networks, *Physical Review Letters* 104, 258701 (2010).
- [28] Romualdo Pastor-Satorras, Alessandro Vespignani, Epidemic spreading in scale-free networks, *Physical review letters* 86, 3200 (2001).
- [29] Ping Hu, Li Ding, Tarik Hadzibeganovic, Individual-based optimal weight adaptation for heterogeneous epidemic spreading networks, *Communications in Nonlinear Science and Numerical Simulation* 63, 339-355 (2018).
- [30] Qingchu Wu, Tarik Hadzibeganovic, Pair quenched mean-field approach to epidemic spreading in multiplex networks, *Applied Mathematical Modelling* 60, 244-254 (2018).

- [31] Byungjoon Min, Claudio Castellano, Message-passing theory for cooperative epidemics, *Chaos* 30, 023131 (2020).
- [32] Li-Xin Zhong, Tian Qiu, Fei Ren, Ping-Ping Li, Bi-Hui Chen, Time scales of epidemic spread and risk perception on adaptive networks, *Europhysics Letters* 94, 18004 (2011).
- [33] Sam Moore and Tim Rogersy, Predicting the speed of epidemics spreading on networks, *Phys. Rev. Lett.* 124, 068301 (2020).
- [34] C. Granell, S. Gomez, A. Arenas, Dynamical interplay between awareness and epidemic spreading in multiplex networks, *Phys. Rev. Lett.* 111, 128701 (2013).
- [35] S. Funk, E. Gilad, C. Watkins, V. A. Jansen, The spread of awareness and its impact on epidemic outbreaks, *Proceedings of the National Academy of Sciences* 106, 6872-6877 (2009).