

# On the Orthogonality of Knowledge Distillation with Other Techniques: From an Ensemble Perspective

SeongUk Park, KiYoon Yoo, Nojun Kwak

Graduate School of Convergence Science and Technology

Seoul National University

{swpark0703, 961230, nojunk} @snu.ac.kr

## Abstract

To put a state-of-the-art neural network to practical use, it is necessary to design a model that has a good trade-off between the resource consumption and performance on the test set. Many researchers and engineers are developing methods that enable training or designing a model more efficiently. Developing an efficient model includes several strategies such as network architecture search (NAS), pruning, quantization, knowledge distillation, utilizing cheap convolution, regularization, and also includes any craft that leads to a better performance-resource trade-off. When combining these technologies together, it would be ideal if one source of performance improvement does not conflict with others. We call this property as the “*orthogonality*” in model efficiency. In this paper, we focus on knowledge distillation and demonstrate that knowledge distillation methods are *orthogonal* to other efficiency-enhancing methods both analytically and empirically. Analytically, we claim that knowledge distillation functions analogous to a model ensemble method, bootstrap aggregating (bagging). This analytical explanation is provided from the perspective of (implicit) data augmentation property of knowledge distillation. Empirically, we verify knowledge distillation as a powerful apparatus for practical deployment of efficient neural network, and also introduce ways to integrate it with other methods effectively.

## 1 Introduction

Developing an efficient deep neural network (DNN) is an important issue enabling DNNs to be utilized in cutting-edge devices. Many researchers have proposed methods in making efficient DNNs from various perspectives, and achieved meaningful results. These encompass (but are not restricted to) the following representative fields: 1) knowledge distillation (Hinton, Vinyals, and Dean 2015) which guides a small-capacity student network using outputs from one or more high-capacity teacher networks, 2) network pruning (Han, Mao, and Dally 2015; Anwar, Hwang, and Sung 2017; Li et al. 2016) which erases disposable weights in an over-parameterized network, 3) building an efficient model such as MobileNet (Howard et al. 2017), SqueezeNet (Iandola et al. 2016), NAS (Zoph and Le 2016), EfficientNet (Tan and Le 2019) which attempts to make parameter-efficient neural network cells or blocks, and 4) weight quantization (Rastegari et al. 2016; Gong et al. 2014; Courbariaux, Bengio, and David 2015) which restricts the bit-width of the parameters.

In addition, 5) regularization techniques also play a role of enhancing parameter-efficiency in that the model benefits on the test accuracy without having to use a larger network.

Given the array of methods, it begs the question: *If each of them operates by a distinct mechanism, can we expect better results by using them simultaneously?* It would be ideal if these methods can be combined into a single model without degrading the performance or efficiency gain of each. Throughout this paper, we denote this property as the “*orthogonality*” in model efficiency. Discovering the orthogonal property between the methods would lead to a practicable solution of deploying deep learning algorithms into real-world problems. Among various approaches, in this paper, we focus on knowledge distillation (KD) and seek ways to adapt it in parallel with other techniques by focusing on the characteristics of KD that functions analogous to *model ensemble*, especially *bagging*. Because model ensemble on average attains performance improvement when combined with other methods (Goodfellow, Bengio, and Courville 2016), we hypothesize that KD will inherit this orthogonality to other efficiency-improving methods. We empirically verify this by applying KD in combination with network pruning methods and regularization techniques.

The rest of the paper is organized as follows. Some closely related research topics are described in Section 2. Section 3 explains our analysis of how KD resembles bagging. In Section 4 and 5, we empirically demonstrate the orthogonal property of knowledge distillation between commonly used efficiency-improving methods: 1) network pruning, which is categorized as network compression methods and 2) several kinds of the image-level regularization (augmentation) methods. In Section 6, we present qualitative experiments that provide some potential hints about the underlying mechanism of KD. In the discussion section, we mention more about other efficiency-improving methods that we did not empirically handle in this paper. The detailed experiment settings for reproduction are included in the supplementary materials.

## 2 Related Works

In this paper, we report results of combining knowledge distillation with other model-efficiency improving methods. Thus, in this section, we explain the preliminary studies that are closely related to our research topic.

## Knowledge Distillation (KD)

Throughout this paper, to avoid the possible controversy coming from the choice of different network types, we assume that KD is done between networks of the same type, instead of using different student-teacher network pairs<sup>1</sup>. We divide KD into two categories: feature distillation and label distillation. We take both label distillation and feature distillation into consideration to observe whether feature distillation and label distillation behave differently when combined with other efficiency-improving methods.

**Label-based KD** During the nascent stage of KD research, Ba and Caruana (2014) proposed to use MSE loss between the predicted labels of large and small models. Later on, Hinton, Vinyals, and Dean (2015) proposed to learn to match the distributions of classification labels using KL-divergence instead of MSE, which is still used as a typical objective function for label-based KD. In this paper, we will use the abbreviation VKD (vanilla KD) to refer to the method of Hinton’s KL-Divergence that uses softened softmax logits. The loss function of VKD is defined as

$$\mathcal{L}_{KD} = (1-\alpha)\mathcal{L}_{CE}(y, \sigma(\mathbf{s})) + \alpha T^2 \mathcal{L}_{KL}\left(\sigma\left(\frac{\mathbf{s}}{T}\right), \sigma\left(\frac{\mathbf{t}}{T}\right)\right), \quad (1)$$

where  $\sigma(\cdot)$  refers to the softmax function,  $\mathbf{s}$  and  $\mathbf{t}$  each refers to the final logit of the student network and the teacher network. We use this method as a baseline since it still shows strong performance. **Feature-map based KD** Inspired by VKD, some studies have endeavored delivering useful information at the feature map level instead of distilling at the level of class label. Attention transfer (AT) (Zagoruyko and Komodakis 2016a) defined the channel-sum of activation of the feature map as an attention map, and achieved a performance improvement similar to that of VKD by matching the attention map of the teacher and the student. FitNet (Romero et al. 2014) is the first paper to propose the idea of a *regressor* which is still utilized in most feature distillation methods. The regressor is a  $1 \times 1$  convolution layer made to cope with the discrepancy between the sizes of the feature maps caused by using different student and teacher networks. Though many feature distillation loss terms have been proposed (Kim, Park, and Kwak 2018; Heo et al. 2019), most of them stem from the regressor, which is even used beyond classification tasks (Chen et al. 2017; Wang et al. 2019). In our paper, we use the following simple form of feature distillation loss:

$$\mathcal{L}_{FD} = \mathcal{L}_{CE}(y, \sigma(\mathbf{s})) + \beta \left\| \frac{\phi_T}{\|\phi_T\|_2} - \frac{R(\phi_S)}{\|R(\phi_S)\|_2} \right\|_1, \quad (2)$$

where  $\phi_T$  and  $\phi_S$  each refers to the last feature map of the teacher network and the student network, and the  $R(\cdot)$  is the regressor network. The hyperparameter  $\beta$  balances the scale of the two losses<sup>2</sup>.

<sup>1</sup> Empirically, stronger teacher is not always beneficial (Zhang et al. 2017b), and distillation to the same kind has been proven to perform fairly well in Born Again Neural Network (BAN) (Furlanello et al. 2018) and FEED (Park and Kwak 2020).

<sup>2</sup> The choice of  $\beta$  is explained in the supplementary materials.

## Network Pruning

In this paper, we apply KD in combination with neural network pruning, which can be categorized into *unstructured pruning* and *structured pruning* depending on the pruned units.

**Unstructured weight pruning** Unstructured pruning treats weights individually, and prunes out unimportant units at the weight-level. Early studies such as Optimal Brain Damage (LeCun, Denker, and Solla 1990) and Optimal Brain Surgeon (Hassibi, Stork, and Wolff 1994) proposed to eliminate redundant weights in a fully-connected network using second-order information. Han et al. (2015) proposed to prune weights with small magnitude, and applied pruning to CNNs, such as AlexNets (Krizhevsky, Sutskever, and Hinton 2012) and VGGs (Simonyan and Zisserman 2014a). Unstructured pruning is an effective way to reduce the model size as it can eliminate a large percentage of the parameters. The main drawback, however, is that although the number of parameters drastically decreases, the weights are contained in sparse matrices which do not contribute to actual inference speedup without a specialized hardware.

**Structured pruning** Unlike unstructured pruning, structured pruning removes parameters by larger units such as channels (filters), layers, or blocks. Li et al. (2016) removed certain percentage of the convolution filters with smaller  $L_1$  norm value at each layer. Network Slimming (Liu et al. 2017) applies  $L_1$  norm penalty at the channel-level during training of CNNs. The  $L_1$  norm penalty induces sparsity at the channel-level enabling efficient pruning. At the pruning phase, the filters are sorted and eliminated by a certain global threshold. Huang and Wang (2018) applied this scheme to a higher level, such as residual blocks (He et al. 2016) or groups of convolution layers.

## Regularization

The main purpose of regularization is to enhance the generalization ability of a neural network. Any strategy that attempts to raise the test accuracy can be interpreted as regularization. Here we introduce recent or commonly-used regularization methods.

**Weight-level regularization** Imposing  $L_2/L_1$  norm penalty on the weight parameters is a widespread practice:

$$J(\boldsymbol{\theta}) = \mathcal{L}_{train} + \lambda \|\boldsymbol{\theta}\|_p^p, \quad p = 1 \text{ or } 2. \quad (3)$$

This term prevents the weights  $\boldsymbol{\theta}$  from becoming too large, restricting the representation power of the model.

**Image-level regularization** Various image data augmentation techniques have been widely used in practice: pixel normalization, horizontal flip, rotation, crop with paddings, pixel jittering, etc. AutoAugment (Cubuk et al. 2018) proposes to learn the hyperparameters for augmentation strategies using reinforcement learning (Bello et al. 2017; Zoph and Le 2016), and Fast Auto-augment (Lim et al. 2019) boosts the hyperparameter learning process. Cutout (DeVries and Taylor 2017) proposes to mask some regions of the training dataset to enhance the robustness of a neural network. This method can be used in conjunction with other forms of data augmentations such as AutoAugment.

Mixup (Zhang et al. 2017a) linearly interpolates both the inputs and the targets of two different training images, and improves the accuracy on state-of-the-art networks. Following these studies, Cutmix (Yun et al. 2019) proposes to augment training samples in a patch-wise manner. The image patches are cut and swapped between two training samples ( $x_A$  and  $x_B$ ), and simultaneously the ground truth labels ( $y_A$  and  $y_B$ ) are also mixed proportionally, creating an intermixed sample with its label being:

$$\tilde{x} = M \odot x_A + (1 - M) \odot x_B, \quad (4)$$

$$\tilde{y} = \lambda y_A + (1 - \lambda) y_B, \quad (5)$$

where  $\odot$  denotes pixel-wise multiplication,  $M \in \{0, 1\}^{W \times H}$  is a mask and the mixing parameter  $\lambda$  is sampled from beta distribution  $Beta(1, 1)$ .

While Mixup, Cutout, and Cutmix all improve classification accuracy, only the CutMix-trained backbone model has been reported to improve detection and segmentation scores. In the experiments of our paper, we choose AutoAugment and Cutmix to analyze the orthogonality of regularization methods with knowledge distillation.

### 3 Orthogonality of KD in Model Efficiency

#### Orthogonal Property of Model Ensemble

In model ensemble, if the errors of the individual models are perfectly correlated, model averaging would essentially have no effect. However, in the ideal case where the errors are perfectly uncorrelated, the expected squared error of the ensemble decreases linearly with the ensemble size (Goodfellow, Bengio, and Courville 2016). For a neural network, it is a generally-held belief that the separately-trained networks will not make the same error due to random initialization, stochastic sampling, etc, even for the same kind of networks. This means on average, the ensemble will perform at least as high as one of its member. Though counterexamples do exist in rare cases, in practice model ensemble is a strategy often used to conveniently attain improvement in performance regardless of the underlying method. We call this characteristic as the orthogonal property of model ensemble.

#### Ensemble Property of Knowledge Distillation

VKD (Hinton, Vinyals, and Dean 2015) initially proposed to use an ensemble model as the teacher so as to make the student network learn the ensemble knowledge. Though VKD proposed using an ensemble teacher, we infer that the use of KL-Divergence term in the KD loss function itself attributes a property of model ensemble even with a single-model teacher. The term ‘property’ is used to emphasize that the two methods are not indeed identical. Notably, model ensemble requires individual training and inference of every member, which does not contribute to model efficiency.

The ground of our analysis stems from the viewpoint of each training sample. For a  $C$ -class classification problem, a single sample is allocated a one-hot label  $\mathbf{t} \in \{0, 1\}^C$  as the

target. The cross-entropy (CE) loss for a single sample with an output logit  $\mathbf{q} \in \mathbb{R}_+^C$  is:

$$l_{CE} = - \sum_{i=1}^C t_i \log(q_i) = -\log(q_j), \quad (6)$$

where the groundtruth class index for that sample is  $j$ . In this case, the error function has a value only at the  $j^{th}$  class as shown in the right term in (6). However, in VKD, where KL-divergence between the logit of the teacher ( $\mathbf{p}$ ) and that of the student ( $\mathbf{q}$ ) is used as the loss term, all classes contribute:

$$D_{KL}(\mathbf{p}|\mathbf{q}) = - \sum_{i=1}^C p_i \log(q_i) + \sum_{i=1}^C p_i \log(p_i). \quad (7)$$

Considering KD of training the student with a fixed teacher network, the entropy term of (7) is fixed and only the first cross entropy term has effect on the training of the student network. This lends a new interpretation of KD in the perspective of data augmentation and model ensemble. The original CE term in (6) utilizes the original human-annotated training data  $D_H = \{(x_n, \mathbf{t}_n)_{n=1}^N\}$ . On the other hand, the CE term in (7) can be interpreted as utilizing teacher-annotated training data  $D_T = \{(x_n, \mathbf{p}_n)_{n=1}^N\}$ . Note that  $\mathbf{p}_n \in [0, 1]^C$  is a multi-class target vector. If we stick to the notion of one-hot target vector,  $D_T$  can be interpreted as a new augmented dataset  $D'_T = \{(x_n, (\mathbf{c}_{i,n}, p_{i,n})_{i=1}^C)_{n=1}^N\}$  where  $\mathbf{c}_i$  is a one-hot vector with  $i^{th}$  element being 1 and  $(x, \mathbf{c}, p)$  denotes a sample  $(x, \mathbf{c})$  with a fractional count  $p$ . Consequently, KD increases the effective number of samples.

Assuming that there exist  $D_A \supset (D_H \cup D_T)$ , a dataset containing all the original and possible augmented dataset, the training process of KD can be interpreted as using subsets  $D_H$  and  $D_T$  from the set  $D_A$ . Suppose two separate networks are trained, each using the subset  $D_H$  and  $D_T$  as the training dataset. If the output of the two models are averaged, it can be considered as bootstrap aggregating. Instead of taking an average of two independently trained models’ outputs, we let a single student network learn the weighted average of both targets to mimic the effect of bagging by using the KD loss term. Remember that we previously stated that model ensemble has the property of orthogonality. Following this reasoning given any underlying efficiency-improving method, we expect applying KD<sup>3</sup> would enhance the performance without conflicting with the performance gain of the method. This view also explains many interesting phenomenon such as performance gain when using student and teacher networks of the same kind, which will be discussed further on Section 6.

### 4 KD with Pruning

To examine the orthogonal property of KD with other efficiency-improving methods, we first choose network

<sup>3</sup>In this part, we only considered label distillation. However, for feature distillation, since there exists only linear operation between the logit and the last feature map, we expect it to behave similarly to label distillation.

Model Type	Remaining Channels	Train Type	Unpruned	Finetuned / Pre-Distill	Post-Distill	Pre-Post	Self-Distill	Surplus
ResNet-56	40% / 70% / 90%	Scratch	71.23	70.06	-	-	-	-
		Label	73.76(+2.53)	72.05	71.37	73.24	<b>73.30</b> (+3.24)	0.71
		Feature	73.60(+2.37)	71.27	70.93	72.44	<b>72.81</b> (+2.75)	0.38
	50% / 60% / 70%	Scratch	71.23	68.55	-	-	-	1.50
		Label	73.76	70.58	70.49	72.51	<b>72.58</b> (+4.03)	0.89
		Feature	73.60	69.97	69.83	71.76	<b>71.81</b> (+3.26)	0.89
ResNet-110	80% / 80% / 80%	Scratch	72.76	71.71	-	-	-	0.63
		Label	74.82(+2.06)	72.68	72.28	74.25	<b>74.40</b> (+2.69)	0.54
		Feature	74.98(+2.22)	73.06	72.41	74.15	<b>74.47</b> (+2.76)	0.54
	50% / 60% / 70%	Scratch	72.76	70.60	-	-	-	-
		Label	74.82	72.43	71.71	73.71	<b>73.97</b> (+3.37)	1.31
		Feature	74.98	71.98	71.26	73.42	<b>73.71</b> (+3.11)	0.89

Table 1: Test accuracy (%) of classification networks that used  $L_1$ -norm based channel pruning on CIFAR-100 dataset. The ‘Train Type’ column indicates whether the network is trained using the label distillation or feature distillation or without distillation (scratch). The ‘Remaining Channels’ column indicates the percentage of remaining channels at each ResNet groups.

pruning as it is one of the most representative compression methods. Given that a model trained with KD functions as network ensemble, we expect that KD will always be beneficial to the pruned network. Note that there are already some studies that propose to use KD with network pruning (Bao, Liu, and Zhang 2019; Hu et al. 2018). However, earlier works only combine KD at the fine-tuning process where a very small learning rate is used. We argue that distilling only at the fine-tuning step is overlooking an important role KD plays at the initial training phase leading to only a marginal improvement, as will be presented in our results.

To analyze the interactions of the two methods, we apply KD to various network pruning methods at different phases on CIFAR-100 dataset. In this experiment, KD can be applied at two phases: 1) at the initial training phase of the network before pruning (*Pre-Distill*<sup>4</sup>), 2) after pruning at the fine-tuning phase (*Post-Distill*). We also apply distillation at both phases referred to as *Pre-Post*. Additionally, at Pre-Post, instead of using a teacher network at Post phase, an unpruned student network can be used as the teacher network. We name this as *Self-Distill*.

## Structured Pruning

**$L_1$ -norm based Filter Pruning (Li et al. 2016)** is an early work on structured pruning. For each layer, a heuristically pre-defined percentage of filters having a small  $L_1$ -norm are pruned. The pruning ratio can be different for each layer. ResNet (He et al. 2016) for example, has different pruning ratios for each group, and prevents certain convolution layer from being pruned in order to prevent dramatic accuracy drop. The results are reported on Table 1.

**Network Slimming (Liu et al. 2017)** imposes  $L_1$ -norm penalty on convolution layers during the initial training phase of the network, so that the network can be pruning-friendly. There are several studies that try to sparsify a network at weight-level. However, Network Slimming imposes sparsity on channels and achieves higher performance compared to previous works. The results of pruning combined with KD are reported in Table 2.

<sup>4</sup>Pre-Distill results are presented in the same column with Fine-

## Unstructured Pruning

**Weight-level Pruning (Han, Mao, and Dally 2015)** performs unstructured magnitude-based weight pruning on individual weights. We only apply pruning to the convolution layers, meaning that the final layer (which maps pooled feature map logits using single linear operation) is not pruned. The scores are reported on Table 3.

For all three methods, a number of similar tendencies could be found. First, as expected by the orthogonal property, applying KD leads to a noticeable performance boost at all stages. Applying KD at the initial training phase (*Pre-Distill*) usually outperformed *Post-Distill*, and *Pre-Post* always outperformed the two schemes. Moreover, *Self-Distill* performed the best in most settings. This hints at a practical scheme of combining KD with pruning for stronger performance.

In the last column of the three tables, we calculated the surplus gain to quantify the extra performance gain yielded by KD. This is calculated by using the Self-Distill, Finetuned, and Unpruned columns. In detail, surplus is defined as the difference between the performance gain of KD when applied to a *scratch network* and performance gain of KD *when combined with the pruning and finetuning process*. The former can be computed by (Unpruned KD - Unpruned Scratch), while the latter is (Finetuned KD - Finetuned Scratch). For convenience, we only used the results of Self-Distill for Finetuned KD. If the performance gain of KD does not conflict with the performance recovery of finetuning the pruned network, we expect that the surplus is 0. For detailed example, in Table 1, ResNet-56 with top three rows, the surplus on label distillation is calculated by [(Self-distill - finetuned) - (Label Unpruned - Scratch Unpruned)] = [(73.30 - 70.06) - (73.76 - 71.23)] = 0.71. In nearly all cases, KD yielded positive surplus, while some even surpassing 1%, showing not only the independence but also a clear synergy of KD and pruning.

tuned for scratchd networks for all tables.

Model Type	Remaining channels	Train Type	Unpruned	Finetuned / Pre-Distill	Post-Distill	Pre-Post	Self-Distill	Surplus
VGG-19	50.0%	Scratch	72.03	72.30	-	-	-	-
		Label	73.84(+1.81)	73.63	72.36	73.80	<b>73.91</b> (+1.61)	-0.20
		Feature	73.89(+1.86)	73.06	72.41	73.91	<b>74.21</b> (+1.91)	0.05
ResNet-56	50.0%	Scratch	73.07	72.45	-	-	-	-
		Label	74.52(+1.45)	74.32	73.25	74.39	<b>74.78</b> (+2.33)	0.88
		Feature	74.63(+1.56)	73.89	73.62	74.37	<b>74.54</b> (+2.09)	0.53
DenseNet-40	30.0%	Scratch	73.14	72.30	-	-	-	-
		Label	74.96(+1.82)	74.32	73.64	<b>74.59</b>	74.31(+2.01)	0.19
		Feature	74.19(+1.05)	74.17	73.81	74.40	<b>74.43</b> (+2.13)	1.08

Table 2: Test accuracy (%) of classification networks that used Network Slimming on CIFAR-100 dataset.

Model Type	Remaining Params	Train Type	Unpruned	Finetuned/Pre-distill	Post-Distill	Pre-Post	Self-Distill	Surplus
ResNet-110	40.0%	Scratch	72.82	72.02	-	-	-	-
		Label	75.01(+2.19)	73.38	73.27	<b>75.08</b>	74.85(+2.83)	0.64
		Feature	74.41(+1.59)	73.08	73.29	74.02	<b>74.20</b> (+2.18)	0.59

Table 3: Test accuracy (%) of networks that used unstructured weight-level pruning with KD on CIFAR-100 dataset.

## 5 KD with Image-level Regularization

Let us denote the data augmented by Image-level regularization as  $D_I$ . As noted on the Section 3, we claimed that KD boosts the effective number of training samples, and thus, resembles the properties of network ensemble or bagging. Therefore, it is questionable whether their role may overlap with data augmentation methods. We claim that this is partly true, but we can still expect decent accuracy gain for following reasons: 1) KD acts as a data augmentation on the output level with fixed input images, whereas image-level regularization operates on the input level where the inputs change, but the output labels are usually fixed. Thus, their augmentation effects act on different levels. 2) Since  $D_A$  is defined to include all the possible augmented samples,  $D_I$  is also a subset of  $D_A$ . Thus, we can expect them to be orthogonal to the augmentation effect of KD.

In this section, we demonstrate the results of combining KD with two different kinds of image-level regularization, *Self-Augment* and *Cross-Augment*. One can decide whether to apply regularization to the student and/or teacher, with four possible combinations in total: 1) Both the teacher and student are trained without regularization, which is equivalent to VKD, 2) The teacher is trained with normal samples, but the student is trained with regularization. In this case, the teacher is not exposed to the regularization, but regularization-applied samples are forwarded into both the teacher and the student to extract class probability or feature maps. 3) The teacher is trained using regularization-applied samples, but the vanilla samples are forwarded to both the teacher and student. 4) Both student and teacher are trained and forwarded with regularization-applied samples.

### Self-Augment

**AutoAugment** (Cubuk et al. 2018) proposes learning the optimal data augmentation policies with reinforcement learning. They achieved state-of-the-art accuracy on CIFAR-10, CIFAR-100 (Krizhevsky, Hinton et al. 2009), SVHN (Netzer et al. 2011), and ImageNet (Russakovsky et al.

CIFAR-100	AutoAug Trained		Label	Feature
	Teacher	Student		
Pyramid-200-300	No	No	83.96	84.45
	No	Yes	86.84	86.18
Scratch: 83.46	Yes	No	85.32	86.49
AutoAugment: 85.22	Yes	Yes	87.27	86.61

Table 4: Test classification accuracy (%) of AutoAugment with KD on CIFAR-100.

2015) by applying Shake-Shake regularization (Gastaldi 2017) or Shake-Drop (Yamada et al. 2019) regularization together. For the augmentation policy, we chose the random policy of AutoAugment whose CIFAR-10 classification error is 3.0% in WideResNet-28-10 (Zagoruyko and Komodakis 2016b) which is only 0.4% worse than the best policy (2.6%). The result of PyramidNet (Han, Kim, and Kim 2017) on the CIFAR-100 dataset is on Table 4.

The relative accuracy gain compared to scratch training of random policy AutoAugment is 1.76%, and the gain of label distillation and feature distillation is 0.50% and 0.99% respectively. The accuracy gain of random AutoAugment + label distillation and random AutoAugment + feature distillation is 3.81% and 3.15%, which is much higher than the sum accuracy gain of each cases, 2.24% and 2.73%. These imply that KD is not limited to boosting performance independently with AutoAugment, but even has a synergistic interaction. These phenomena are impressive, given that performance gain usually diminishes as the baseline performance gets higher. When combined with AutoAugment at both stages of teacher and student training (yes/yes), the label distillation performs better than the feature distillation.

### Cross-Augment

**CutMix Regularization** (Yun et al. 2019) proposes to mix the training samples in a patch-wise manner by randomly cropping and swapping them. The detailed explanations can be found in Eq. (4). As shown by the equations, they not

CIFAR-100	Cutmix Trained		Label	Feature
	Teacher	Student		
Pyramid-110-64	No	No	81.92	81.25
	No	Yes	82.31	83.19
	Scratch: 80.27 / 80.15*	Yes	82.40	83.13
	Cutmix: 82.09 / 82.03*	Yes	83.72	83.35
Pyramid-200-240	No	No	84.34	84.56
	No	Yes	85.43	86.08
	Scratch: 83.41 / 83.55*	Yes	83.52	85.53
	Cutmix: 84.87 / 85.53*	Yes	86.39	86.31

Table 5: Test classification error (%) of Cutmix with KD on CIFAR-100. The numbers with \* on the leftmost column are the network’s reported score on the corresponding paper.

only mix the training images but also mix the labels proportionally. We combine KD and CutMix in the same manner as in AutoAugment. The results are reported on Table 5.

For PyramidNet-200-240, we were unable to reproduce the reported result using the official code, achieving 0.67% worse accuracy. Both our result and the official result are reported. On PyramidNet-110-64, the relative accuracy gains of CutMix, label distillation, and feature distillation are 1.82%, 1.65%, and 0.98% each, but when combined, the accuracy gain of label distillation + CutMix and feature distillation + CutMix are 3.45% and 3.08%, which are similar to the sums of each gain, 3.47% and 2.80%. On PyramidNet-200-240, the accuracy gain of CutMix, label distillation, and feature distillation is 1.46%, 0.93%, and 1.15% each, but when combined, the accuracy gain of label distillation + CutMix and feature distillation + CutMix are 2.98% and 2.90%, which are better than the sums of each gain, 2.39% and 2.61%. The results of KD + CutMix (86.39%) is better than CutMix + ShakeDrop, which was reported to be 86.19% on CIFAR-100.

One more point worth noting is that when the trained environment and distilled environment of the teacher network and the student network are different, as in No / Yes row and Yes / No row, we observed that the test accuracy becomes unstable. Interestingly, we found that for CutMix, when the trained environment and deployed environment are different (No / Yes row and Yes / No row), label distillation suffers. We infer that these results stem from the distributional difference. Intuitively, the distributional discrepancy between the original dataset and the augmented dataset is larger for Cross-Augment than is for Self-Augment as both the input and target distributions change for the former.

## 6 Qualitative analysis

### Measuring the Representation Diversity

We analyzed KD in the perspective of augmenting the effective number of samples, and concluded that KD is analogous to ensemble, especially bagging. As model ensemble benefits from having diversified outputs of separate models, a model that has successfully attained knowledge from multiple networks will have relatively diverse outputs. Thus, we expect that given a same batch of inputs, a model trained with KD will return more diversified outputs than a model

ResNet-56	Scratch	CutMix	Label	Feature	Feat+CutMix
Avg	-143.96	-143.11	-142.22	-141.94	-141.34
StdDev	0.462	0.616	0.560	0.353	0.186
ErrMargin	0.207	0.275	0.250	0.157	0.092
99% interval	0.532	0.709	0.645	0.406	0.239

Table 6: Measured scores for different methods. At fourth column for example, the average score of label distillation is -142.22 with the 99% confidence interval being  $\pm 0.645$

trained from scratch. To assess the diversity patterns of outputs, we adopted a recent metric from NAS Without Training (Mellor et al. 2020). The proposed metric is computed from the correlation matrix of the approximated linear operators (Hanin and Rolnick 2019) that map each data point to the output. This metric assigns higher scores to models with lower correlation given a mini-batch. Having low correlation between output patterns suggests that the model’s output patterns are diverse, and we expected KD to result in higher diversity in output patterns. We averaged the scores of five independently trained models on CIFAR-10, and the results are in Table 6 (the higher the number, the more diverse the output). With the 99% confidence interval, we can conclude that the KD scores significantly higher than the scratch model, and feature distillation + CutMix scores little higher, meaning that these methods do contribute to making a fixed sized network output diverse representations. More studies about the output patterns of a neural network can be found in studies such as (Zhang et al. 2016; Arpit et al. 2017).

### Visualizing the effect of knowledge distillation

To qualitatively assess how KD behaves differently from other efficiency-enhancing methods, we visualized and compared the loss landscape of the training process in Table 7. Additionally, the video rendering the landscape is included in the supplementary material. At the end of each three learning rate step, we plotted the loss surfaces for three training processes: scratch training, CutMix training, and KD training. When the three landscapes are compared to each other, several aspects could be observed starting from the early learning step:

- The scratch model training makes many different sharp modes (minima) which consequently makes sharp optima. This may be due to overfitting to the training dataset.
- The optimization of CutMix regularization takes place in a much wider landscape. This may be because CutMix allows the loss function to explore more diverse zones – namely, the convex combination of the training samples.
- KD yields a visibly smoother minimum from the first decay step, and as training progresses it draws the different minima together, which eventually converge into a single smooth one. This is in stark contrast with the other methods that have multiple local minima surrounding one main minimum.

We add more discussions about these observations on the next section.

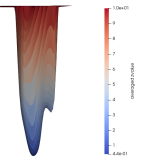
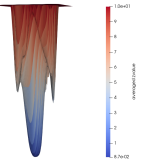
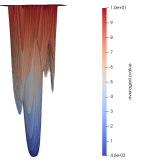
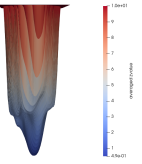
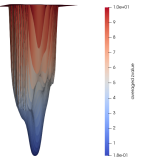

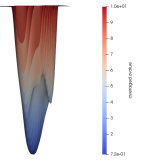
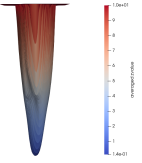
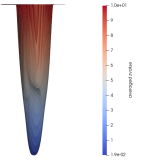
CIFAR-10	First Decay Step	Second Decay Step	Third Decay Step
Scratch			
CutMix			
Distill			

Table 7: Loss landscapes of the ResNet-56 for Scratch trained model, CutMix model, and Distillation model. In order to take a closer look at sharpness of the local minima, an enlarged view using PDF version is recommended.

## 7 Discussion

Intuitively, the smoothing effect of KD can be explained by the effect of model ensemble which learns averaged outputs as a target, making the predicted class probabilities smoother, leading to robustness to noises. This hints at the effectiveness of KD in defense against adversarial attacks which have been empirically reported in (Papernot et al. 2016), while (Zhao et al. 2020) independently reports that smooth loss landscape leads to robustness against adversarial attacks. Our experimental results may help further interpretation of the results in (Papernot et al. 2016). Also, different aspects appearing at the early learning step have connection with ESKD (Cho and Hariharan 2019). Additionally, DML (Zhang et al. 2017b) states that KD makes wider minima that generalize better, which supports our third observation.

Next, we discuss two more topics. While the results of our experiments support the orthogonality of KD with some efficiency-improving methods, other works exist that have not been demonstrated experimentally. Therefore, we first introduce past findings from other works that empirically support the orthogonal property of KD. For instance, the coefficient of weight decay regularization ( $L_2$ -penalty) is a hyperparameter that depends on the baseline methods. The accuracy of scratch networks is reported to be highly affected by the weight decay value (He et al. 2016; Zagoruyko and Komodakis 2016b; Xie et al. 2017). But the reported scores on various papers show that KD consistently boosts the performance no matter which value is used. In addition, ‘compressed blocks’, architectures that enhances efficiency, have also been covered by past works. Moonshine distillation (Crowley, Gray, and Storkey 2018) reports that VKD and AT still enhances the performance of networks composed of ‘compressed blocks’ such as group convolution or

bottleneck layer, supporting the orthogonal property of KD.

Second, we explain a well-reported phenomenon that is difficult to interpret with the standard viewpoint of KD. Many papers have reported that the performance increases even when the student network is of the same kind or larger than the teacher network. Moreover, in some cases a small-capacity student network exceeds the teacher network. This contradicts the intuition of KD that teacher network injects knowledge to an inferior student network. Such results have often been used to support the superiority of the methodologies (Furlanello et al. 2018; Chung et al. 2020; Zhang et al. 2017b). However, these results are natural from the viewpoint of KD functioning as model ensemble. The teacher network is not simply teaching the student network: the student network is trained to mimic the ensemble.

## 8 Conclusion

In this paper, we explained the behavior of KD as ensemble (bagging) by reinterpreting it from the sample augmentation perspective. As model ensemble generally enhances performance regardless of model architecture or the underlying method, we expected KD to show a similar tendency. We applied KD for network pruning and regularization methods, and experimentally demonstrated the versatility of knowledge distillation as a generally applicable approach to construct an efficient model with promising performance boost. In both cases, it is worth noting that we only used primitive forms of label distillation and feature distillation shown in Eq. (1) and (2). Better results may be achievable with rather recent and superior distillation methods. We hope our findings to be spread and discussed broadly, so that many researchers and practitioners find knowledge distillation as worthy of being studied and utilized eagerly.

## A Experiment Settings For reproduction

### Baseline Codes

The baseline codes for feature distillation and label distillation for CIFAR-100 are in the code appendix. Since the purpose of our experiments is to empirically verify the orthogonal performance enhancement of KD with “Other Techniques”, we conducted all the experiments on the publicly released github code of other papers.

For the network pruning, we applied KD on the methods implemented on <https://github.com/Eric-mingjie/rethinking-network-pruning/tree/master/cifar>. They support 5 branches of pruning methods. For channel pruning we used “l1-norm-pruning” and “network slimming” branches, and for unstructured pruning, we used “weight-level pruning” branch.

For image-level regularization, we experimented with Self-Augment and Cross-Augment. For Self-Augment, we used the random policy of AutoAugment (Cubuk et al. 2018) whose code is on <https://github.com/DeepVoltaire/AutoAugment>. The usage is on “README.md”, and Class module for random policies are in “autoaugment.py”. For Cross-Augment, CIFAR-100 setting of CutMix (Yun et al. 2019) whose code is on <https://github.com/clovaai/CutMix-PyTorch> (Copyright (c) 2019-present NAVER Corp. ). We used the minibatch-level image manipulating method of CutMix and the dataloader of AutoAugment on other codes for experiments.

On the Qualitative Analysis section, we first showed the score of the trained networks using the metric of NAS Without Training (Mellor et al. 2020). The official code is on <https://github.com/BayesWatch/nas-without-training>. We only adopted the `get_batch_jacobian` function and `eval_score` function on “search.py”. The two function were easy to plug-in to other methods.

Second, we used the Paraview tool to visualize the loss surface. The codes for outputting the surface files and the link for the Paraview program are on <https://github.com/tomgoldstein/loss-landscape>. The usages are kindly explained on the “README.md”.

### Hyperparameters for Distillations

On VKD (Hinton, Vinyals, and Dean 2015), we used the balancing parameter  $\alpha$  of 0.9 and the temperature  $T$  of 4. For feature distillation, the choice of  $\beta$  is not trivial. It has a positive correlation with the number of elements ( $H \times W \times C$ ), and we use it to approximately balance the loss value between the CE loss and distillation loss at the beginning step of the training. For our experiments on network pruning, we used  $\beta$  of 500 for ResNets (He et al. 2016), and 1500 for VGGs (Simonyan and Zisserman 2014b) and 1000 for DenseNet-40 (Huang et al. 2017). On Cross-Augment and Self-Augment, we used  $\beta$  of 1000 for PyramidNet-110-64 (Han, Kim, and Kim 2017) and 2000 for PyramidNet-200. For a different kind of network,  $\beta$  needs to be re-scaled to an appropriate value.

## B Interpretation of Feature Distillation from an Ensemble Perspective

As we explained on Section 3 in our paper, for VKD the softmax output of the teacher network  $D_T$  can be interpreted as an augmented dataset at label-level. It can be further interpreted as  $D'_T$  with an increased effective number of samples. For feature distillation, there only exist linear operations between the feature map activation and the softmax outputs and the student is induced to reproduce the activation map of the teacher. Through the linear operation, each class takes the learned weighted sum of global-averaged channel activation, and the weighted sum of the last channel activation produced by the linear operation become the logits for each classes. Thus, each channel may contain finer information that are less refined (less abstract information). Using loss for features may have an effect of augmenting by giving more specific targets to learn. The target of the label is N-hot vector, whereas the target of feature is  $H \times W \times C$  vector.

### C More Visualization of loss landscape

We additionally plotted loss landscapes (Li et al. 2018) at Table 8. Interestingly, the feature distillation definitely looks much smoother than VKD. We infer the reason for this phenomenon is that feature distillation accompany more detailed targets. We also included a video file visualizing the landscapes from various perspectives for a detailed comparison in our supplementary materials.



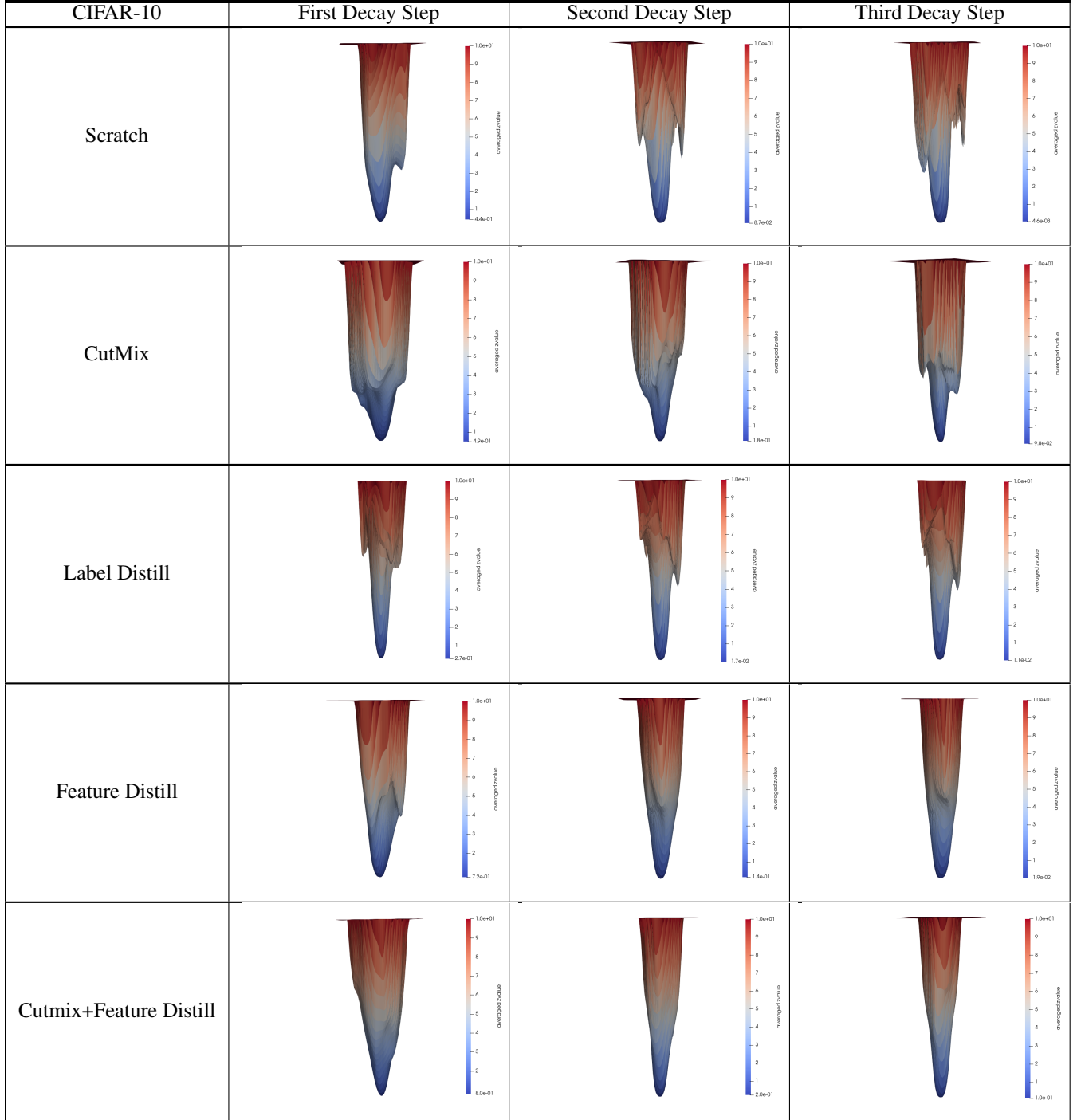


Table 8: Loss landscapes of the ResNet-56 for various training methods. In order to take a closer look at sharpness of the local minima, an enlarged view using PDF version is recommended.

## References

- Anwar, S.; Hwang, K.; and Sung, W. 2017. Structured pruning of deep convolutional neural networks. *ACM Journal on Emerging Technologies in Computing Systems (JETC)* 13(3): 1–18.
- Arpit, D.; Jastrzebski, S.; Ballas, N.; Krueger, D.; Bengio, E.; Kanwal, M. S.; Maharaj, T.; Fischer, A.; Courville, A.; Bengio, Y.; et al. 2017. A closer look at memorization in deep networks. *arXiv preprint arXiv:1706.05394*.
- Ba, J.; and Caruana, R. 2014. Do deep nets really need to be deep? In *Advances in neural information processing systems*, 2654–2662.
- Bao, Z.; Liu, J.; and Zhang, W. 2019. Using Distillation to Improve Network Performance after Pruning and Quantization. In *Proceedings of the 2019 2nd International Conference on Machine Learning and Machine Intelligence*, 3–6.
- Bello, I.; Zoph, B.; Vasudevan, V.; and Le, Q. V. 2017. Neural optimizer search with reinforcement learning. *arXiv preprint arXiv:1709.07417*.
- Chen, G.; Choi, W.; Yu, X.; Han, T.; and Chandraker, M. 2017. Learning efficient object detection models with knowledge distillation. In *Advances in Neural Information Processing Systems*, 742–751.
- Cho, J. H.; and Hariharan, B. 2019. On the Efficacy of Knowledge Distillation. In *Proceedings of the IEEE/CVF International Conference on Computer Vision (ICCV)*.
- Chung, I.; Park, S.; Kim, J.; and Kwak, N. 2020. Feature-map-level online adversarial knowledge distillation. *arXiv preprint arXiv:2002.01775*.
- Courbariaux, M.; Bengio, Y.; and David, J.-P. 2015. Binaryconnect: Training deep neural networks with binary weights during propagations. In *Advances in neural information processing systems*, 3123–3131.
- Crowley, E. J.; Gray, G.; and Storkey, A. J. 2018. Moonshine: Distilling with cheap convolutions. In *Advances in Neural Information Processing Systems*, 2888–2898.
- Cubuk, E. D.; Zoph, B.; Mane, D.; Vasudevan, V.; and Le, Q. V. 2018. Autoaugment: Learning augmentation policies from data. *arXiv preprint arXiv:1805.09501*.
- DeVries, T.; and Taylor, G. W. 2017. Improved regularization of convolutional neural networks with cutout. *arXiv preprint arXiv:1708.04552*.
- Furlanello, T.; Lipton, Z. C.; Tschannen, M.; Itti, L.; and Anandkumar, A. 2018. Born again neural networks. *arXiv preprint arXiv:1805.04770*.
- Gastaldi, X. 2017. Shake-shake regularization. *arXiv preprint arXiv:1705.07485*.
- Gong, Y.; Liu, L.; Yang, M.; and Bourdev, L. 2014. Compressing deep convolutional networks using vector quantization. *arXiv preprint arXiv:1412.6115*.
- Goodfellow, I.; Bengio, Y.; and Courville, A. 2016. *Deep Learning*. MIT Press. <http://www.deeplearningbook.org>.
- Han, D.; Kim, J.; and Kim, J. 2017. Deep pyramidal residual networks. In *Proceedings of the IEEE conference on computer vision and pattern recognition*, 5927–5935.
- Han, S.; Mao, H.; and Dally, W. J. 2015. Deep compression: Compressing deep neural networks with pruning, trained quantization and huffman coding. *arXiv preprint arXiv:1510.00149*.
- Han, S.; Pool, J.; Tran, J.; and Dally, W. 2015. Learning both weights and connections for efficient neural network. In *Advances in neural information processing systems*, 1135–1143.
- Hanin, B.; and Rolnick, D. 2019. Deep relu networks have surprisingly few activation patterns. In *Advances in Neural Information Processing Systems*, 361–370.
- Hassibi, B.; Stork, D. G.; and Wolff, G. 1994. Optimal brain surgeon: Extensions and performance comparisons. In *Advances in neural information processing systems*, 263–270.
- He, K.; Zhang, X.; Ren, S.; and Sun, J. 2016. Deep residual learning for image recognition. In *Proceedings of the IEEE conference on computer vision and pattern recognition*, 770–778.
- Heo, B.; Kim, J.; Yun, S.; Park, H.; Kwak, N.; and Choi, J. Y. 2019. A comprehensive overhaul of feature distillation. In *Proceedings of the IEEE International Conference on Computer Vision*, 1921–1930.
- Hinton, G.; Vinyals, O.; and Dean, J. 2015. Distilling the knowledge in a neural network. *arXiv preprint arXiv:1503.02531*.
- Howard, A. G.; Zhu, M.; Chen, B.; Kalenichenko, D.; Wang, W.; Weyand, T.; Andreetto, M.; and Adam, H. 2017. Mobilenets: Efficient convolutional neural networks for mobile vision applications. *arXiv preprint arXiv:1704.04861*.
- Hu, Y.; Sun, S.; Li, J.; Wang, X.; and Gu, Q. 2018. A novel channel pruning method for deep neural network compression. *arXiv preprint arXiv:1805.11394*.
- Huang, G.; Liu, Z.; Van Der Maaten, L.; and Weinberger, K. Q. 2017. Densely connected convolutional networks. In *Proceedings of the IEEE conference on computer vision and pattern recognition*, 4700–4708.
- Huang, Z.; and Wang, N. 2018. Data-driven sparse structure selection for deep neural networks. In *Proceedings of the European conference on computer vision (ECCV)*, 304–320.
- Iandola, F. N.; Han, S.; Moskewicz, M. W.; Ashraf, K.; Dally, W. J.; and Keutzer, K. 2016. SqueezeNet: AlexNet-level accuracy with 50x fewer parameters and 0.5 MB model size. *arXiv preprint arXiv:1602.07360*.
- Kim, J.; Park, S.; and Kwak, N. 2018. Paraphrasing Complex Network: Network Compression via Factor Transfer. *arXiv preprint arXiv:1802.04977*.
- Krizhevsky, A.; Hinton, G.; et al. 2009. Learning multiple layers of features from tiny images.
- Krizhevsky, A.; Sutskever, I.; and Hinton, G. E. 2012. ImageNet classification with deep convolutional neural networks. In *Advances in neural information processing systems*, 1097–1105.

- LeCun, Y.; Denker, J. S.; and Solla, S. A. 1990. Optimal brain damage. In *Advances in neural information processing systems*, 598–605.
- Li, H.; Kadav, A.; Durdanovic, I.; Samet, H.; and Graf, H. P. 2016. Pruning filters for efficient convnets. *arXiv preprint arXiv:1608.08710*.
- Li, H.; Xu, Z.; Taylor, G.; Studer, C.; and Goldstein, T. 2018. Visualizing the loss landscape of neural nets. In *Advances in Neural Information Processing Systems*, 6389–6399.
- Lim, S.; Kim, I.; Kim, T.; Kim, C.; and Kim, S. 2019. Fast autoaugment. In *Advances in Neural Information Processing Systems*, 6665–6675.
- Liu, Z.; Li, J.; Shen, Z.; Huang, G.; Yan, S.; and Zhang, C. 2017. Learning efficient convolutional networks through network slimming. In *Proceedings of the IEEE International Conference on Computer Vision*, 2736–2744.
- Mellor, J.; Turner, J.; Storkey, A.; and Crowley, E. J. 2020. Neural Architecture Search without Training. *arXiv preprint arXiv:2006.04647*.
- Netzer, Y.; Wang, T.; Coates, A.; Bissacco, A.; Wu, B.; and Ng, A. Y. 2011. Reading Digits in Natural Images with Unsupervised Feature Learning. In *NIPS Workshop on Deep Learning and Unsupervised Feature Learning 2011*. URL <http://ufldl.stanford.edu/housenumbers/nips2011.housenumbers.pdf>.
- Papernot, N.; McDaniel, P.; Wu, X.; Jha, S.; and Swami, A. 2016. Distillation as a defense to adversarial perturbations against deep neural networks. In *2016 IEEE Symposium on Security and Privacy (SP)*, 582–597. IEEE.
- Park, S.; and Kwak, N. 2020. Feature-level Ensemble Knowledge Distillation for Aggregating Knowledge from Multiple Networks. In *European conference on artificial intelligence*.
- Rastegari, M.; Ordonez, V.; Redmon, J.; and Farhadi, A. 2016. Xnor-net: Imagenet classification using binary convolutional neural networks. In *European conference on computer vision*, 525–542. Springer.
- Romero, A.; Ballas, N.; Kahou, S. E.; Chassang, A.; Gatta, C.; and Bengio, Y. 2014. Fitnets: Hints for thin deep nets. *arXiv preprint arXiv:1412.6550*.
- Russakovsky, O.; Deng, J.; Su, H.; Krause, J.; Satheesh, S.; Ma, S.; Huang, Z.; Karpathy, A.; Khosla, A.; Bernstein, M.; Berg, A. C.; and Fei-Fei, L. 2015. ImageNet Large Scale Visual Recognition Challenge. *International Journal of Computer Vision (IJCV)* 115(3): 211–252. doi:10.1007/s11263-015-0816-y.
- Simonyan, K.; and Zisserman, A. 2014a. Very deep convolutional networks for large-scale image recognition. *arXiv preprint arXiv:1409.1556*.
- Simonyan, K.; and Zisserman, A. 2014b. Very Deep Convolutional Networks for Large-Scale Image Recognition. *CoRR* abs/1409.1556. URL <http://arxiv.org/abs/1409.1556>.
- Tan, M.; and Le, Q. V. 2019. Efficientnet: Rethinking model scaling for convolutional neural networks. *arXiv preprint arXiv:1905.11946*.
- Wang, T.; Yuan, L.; Zhang, X.; and Feng, J. 2019. Distilling object detectors with fine-grained feature imitation. In *Proceedings of the IEEE Conference on Computer Vision and Pattern Recognition*, 4933–4942.
- Xie, S.; Girshick, R.; Dollár, P.; Tu, Z.; and He, K. 2017. Aggregated residual transformations for deep neural networks. In *Computer Vision and Pattern Recognition (CVPR), 2017 IEEE Conference on*, 5987–5995. IEEE.
- Yamada, Y.; Iwamura, M.; Akiba, T.; and Kise, K. 2019. Shakedrop regularization for deep residual learning. *IEEE Access* 7: 186126–186136.
- Yun, S.; Han, D.; Oh, S. J.; Chun, S.; Choe, J.; and Yoo, Y. 2019. Cutmix: Regularization strategy to train strong classifiers with localizable features. In *Proceedings of the IEEE International Conference on Computer Vision*, 6023–6032.
- Zagoruyko, S.; and Komodakis, N. 2016a. Paying more attention to attention: Improving the performance of convolutional neural networks via attention transfer. *arXiv preprint arXiv:1612.03928*.
- Zagoruyko, S.; and Komodakis, N. 2016b. Wide residual networks. *arXiv preprint arXiv:1605.07146*.
- Zhang, C.; Bengio, S.; Hardt, M.; Recht, B.; and Vinyals, O. 2016. Understanding deep learning requires rethinking generalization. *arXiv preprint arXiv:1611.03530*.
- Zhang, H.; Cisse, M.; Dauphin, Y. N.; and Lopez-Paz, D. 2017a. mixup: Beyond empirical risk minimization. *arXiv preprint arXiv:1710.09412*.
- Zhang, Y.; Xiang, T.; Hospedales, T. M.; and Lu, H. 2017b. Deep mutual learning. *arXiv preprint arXiv:1706.00384*.
- Zhao, P.; Chen, P.-Y.; Das, P.; Ramamurthy, K. N.; and Lin, X. 2020. Bridging Mode Connectivity in Loss Landscapes and Adversarial Robustness. In *International Conference on Learning Representations*. URL <https://openreview.net/forum?id=SJgwzCEkWH>.
- Zoph, B.; and Le, Q. V. 2016. Neural architecture search with reinforcement learning. *arXiv preprint arXiv:1611.01578*.