

Electoral Accountability and Selection with Personalized Information Aggregation

Anqi Li* Lin Hu†

This Draft: July 2021

Abstract

We study a model of electoral accountability and selection (EAS) in which heterogeneous voters can aggregate the incumbent's performance data into personalized signals through paying limited attention. Extreme voters' signals exhibit an own-party bias, which hampers their abilities to discern good and bad performances. While this effect alone would undermine EAS, there is a countervailing effect stemming from partisan disagreements, which make the centrist voter pivotal and could potentially enhance EAS. Overall, increasing mass polarization and shrinking attention spans have ambiguous effects on EAS, whereas correlating voters' signals unambiguously improves EAS and voter welfare.

Keywords: rational inattention, personalized information aggregation, electoral accountability and selection

JEL codes: D72, D80

*Olin Business School, Washington University in St. Louis, angellianqi@gmail.com.

†Research School of Finance, Actuarial Studies and Statistics, Australian National University, lin.hu@anu.edu.au. Declarations of interest: none.

1 Introduction

Recently, the idea that tech-enabled personalized information aggregation could entail significant political consequences has been put forward in the academia and popular press (Sunstein (2009); Pariser (2011); Gentzkow (2016); Obama (2017)). This paper studies how personalized information aggregation by rational inattentive voters affects electoral accountability and selection, i.e., a society’s ability in motivating and retaining talented politicians through elections.

Our premise is that rational demand for information aggregation in the digital era is driven by limited attention capacities. As more and more people get political information online where the amount of available contents (2.5 quintillion bytes) is vastly greater than what any individual can process in a lifetime, consumers must aggregate original contents into information that is easy-to-process but still useful for decision-making. Recently, this goal is made possible by the advent of news aggregators (e.g., aggregator sites, social media feeds, mobile news apps), which display relatively coarse information (e.g., snippets) on their platforms, personalized based on consumers’ preferences, needs, or even individual data such as demographic and psychographic attributes, digital footprints, and social network positions.¹ Accompanying this trend is the concern that excessive reliance on personalized information aggregation could hamper a society’s ability in holding elected officials accountable. As President Obama put in his farewell speech: “For too many of us, it’s become

¹News aggregators use algorithm-driven systems to sift through a myriad of online sources and direct readers to the stories they might find interesting. The snippets (i.e., headlines and excerpts) displayed on their platforms contain considerable information and do not always result in the click-through of original contents (Chiou and Tucker (2017)). They have recently gained prominence as more people get political information online, from social media, and through mobile devices (Matsa and Lu (2016)). The top three popular news websites in 2019: Yahoo! News, Google News and Huffington Post, are all aggregators. The role of social media feeds in the 2016 U.S. presidential election has triggered heated debates (Allcott and Gentzkow (2017)). See Athey and Mobius (2012) for background readings and literature surveys.

safer to retreat into our own bubbles, especially our social media feeds ... and never challenge our assumptions ... How can elected officials rage about deficits when we propose to spend money on preschool for kids, but not when we're cutting taxes for corporations? How do we excuse ethical lapses in our own party, but pounce when the other party does the same thing? ... this selective sorting of facts; it is self-defeating."

Our analysis is carried out in a standard model of policymaking and election. At the outset, a candidate named R assumes office and privately observes his ability, which is either high or low. A high-ability incumbent can exert high effort at a cost or low effort at no cost, whereas a low-ability incumbent can only exert low effort. Effort generates performance data, based on which voters decide whether to retain the incumbent or to replace him with a challenger named L . Voting is *expressive* as elaborated in the next paragraph, and the majority winner wins the election and earns an office rent.

To model personalized information aggregation, we depart from the representative voter paradigm and work instead with multiple voters with heterogeneous horizontal preferences. A voter's differential utility from voting expressively for the incumbent rather than the challenger has a standard *vertical* component that depends on the two candidates' abilities, as well as a new *horizontal* component called his *preference parameter*. Before the election takes place, voters acquire *personalized signals* about the incumbent's performance through paying a *posterior-separable* attention cost (Caplin and Dean (2013)). That is, each voter can aggregate performance data into signal realizations best suit his need, provided that the attention cost associated with absorbing the information generated by his signal doesn't exceed his bandwidth. A voter's optimal personalized signal maximizes his expressive voting utility, subject to his bandwidth constraint.

Personalized signals help voters form binary opinions as to which candidate to

voter for. One can interpret signal realizations as *voting recommendations*, which voters must *strictly obey*. The reason is that any information beyond voting recommendations would only raise the attention cost without any corresponding benefit and hence is wasteful. Moreover, if instead of strict obedience, a voter has a (weakly) preferred candidate that is independent of his recommendations, then he could simply vote for that candidate and obtain the same expected utility as before without paying attention, let alone exhaust his bandwidth.

We consider a symmetric environment featuring a left-wing voter, a centrist voter, and a right-wing voter. While the optimal personalized signal for the centrist voter is unbiased, that of extreme voters exhibit an *own-party bias*, i.e., recommend the voter's own-party candidate more often than his opposite-party candidate. Since an extreme voter could always vote along party lines without paying attention, paying attention is useful only if it sometimes leads him to vote across party lines. The corresponding voting recommendation must be very strong and, in order to stay within the voter's bandwidth limit, must also be very rare (hereafter an *occasional big surprise*), implying that the recommendation is to vote for the voter's own-party candidate most of the time. Evidence for own-party bias and occasional big surprise has been documented in the empirical literature.²

To illustrate how personalized information aggregation affects electoral accountability and selection, suppose voters' population distribution is sufficiently dispersed that each voter is pivotal with a positive probability. Consider two events. In the first

²The term *own-party bias* refers to the positive correlation between a person's party affiliation and his propensity to support his own-party candidate. The past decade has witnessed a sharp rise in own-party bias without significant changes in voters' intrinsic preferences (Fiorina and Abrams (2008); Gentzkow (2016)), a trend that could persist due to personalized information aggregation. Occasional big surprise is a hallmark of Bayesian rationality, and its evidence is surveyed by DellaVigna and Gentzkow (2010). Recently, Flaxman, Goel, and Rao (2016) find that the use of news aggregators increases the own-party biases of online news consumers, as well as their opinion intensities when supporting opposite-party candidates (i.e., occasional big surprise).

event, extreme voters agree on which candidate to vote for, so the *incentive power* generated by their personalized signals (i.e., the ability to discern good and bad performances) determines the society’s ability in upholding electoral accountability and selection. In the second event, extreme voters disagree about which candidate to vote for, so the centrist voter is pivotal and contributes to the society’s ability in upholding electoral accountability and selection through the incentive power generated by his signal. In recent years, the disagreement between extreme voters (hereafter the *partisan disagreement*) has risen sharply across a wide range of issues such as abortion, global warming, gun policy, immigration, and gay marriage (Fiorina and Abrams (2008); Gentzkow (2016); Carroll, Kiley, and Asheer (2019)).

Our comparative statics analysis exploits the trade-off between the incentive power and partisan disagreement generated by extreme voters’ signals. First, we find that increasing extreme voters’ horizontal preference parameter magnifies their own-party biases and reduces the incentive power generated by their signals. While this effect alone would undermine electoral accountability and selection, there is a countervailing effect stemming from partisan disagreements, which arise more frequently as extreme voters become more partisan. The combined effect on electoral accountability and selection could be positive if the centrist voter’s signal is very informative about the incumbent’s performance. Likewise, while reducing in extreme voters’ bandwidths undermines the incentive power generated by their signals, it could also magnify partisan disagreements and enhance electoral accountability and selection for the same reason as above. Together, these results paint a nuanced picture where factors that usually carry a negative connotation in everyday discourse—such as increasing mass polarization (Fiorina and Abrams (2008)) and shrinking attention spans (Teixeira (2014); Dunaway (2016))—could prove conducive to electoral accountability and selection, whereas well-intended attempts by news aggregators such as Allsides.com to

battle the rising polarization through presenting readers with balanced viewpoints could undermine electoral accountability and selection. Interestingly, correlating voters' signals, if done appropriately, unambiguously improves electoral accountability and selection without affecting voters' expressive voting utilities, suggesting that well-conceived coordination, if not consolidation between major news aggregators could be conducive to voter welfare.

1.1 Related literature

The literature on rational inattention (RI) pioneered by Sims (1998) and Sims (2003) is recently surveyed by Maćkowiak, Matějka, and Wiederholt (2018). The current analysis is carried out in a standard RI paradigm where decision makers can aggregate source data into *any* signal through paying a posterior-separable attention cost. The flexibility of RI information aggregation drives our predictions, as it does in the electoral competition models studied by Yuksel (2014), Hu, Li, and Segal (2019), and Matějka and Tabellini (2020).³ Posterior separability has recently received attention from economists because of its axiomatic and revealed-preference foundations (Caplin and Dean (2015); Zhong (2017); Tsakas (2019)), connections to sequential learning (Hébert and Woodford (2017); Morris and Strack (2017)), and validations by lab experiments (Dean and Nelighz (2019)).

The idea that even rational consumers can exhibit a preference for biased information when constrained by information processing capacities dates back to Calvert (1985) and is later expanded on by Burke (2008), Chan and Suen (2008), and Che

³The RI paradigm has been used to model flexible information acquisition in many areas such as finance, incentive contracting, social learning, etc. We refer the reader to Maćkowiak, Matějka, and Wiederholt (2018) for a review of recent developments. In contrast, most political models we are aware of assume rigid information acquisition, whereby the party acquiring information cannot control the entire signal distribution and, hence, the skewness of the signal. See, e.g., the strategic voting model of Martinelli (2006), in which voters control the quality of unbiased signals.

and Mierendorff (2019). However, these authors consider non-RI information aggregation technologies and do not examine the consequence of information bias for electoral accountability and selection. Even if they did, their results could still differ significantly from ours.⁴ In Hu, Li, and Segal (2019), information is aggregated by a monopolistic infomediary who maximizes voters' attention rather than their expected utilities, and the focus is on how the transition from public information aggregation to personalized ones affects the outcome of electoral competition. Here, voters can aggregate information optimally themselves as in the standard RI paradigm.

The literature on electoral accountability and selection is thoroughly surveyed by Duggan and Martinelli (2017). By studying personalized information aggregation by RI voters, we enrich the existing insights into how voter information affects electoral accountability and selection, most of which are derived from studying a representative voter facing either exogenous information environments or self-interested media with persuasion motives (see Ashworth and Bueno de Mesquita (2014) and Besley and Prat (2006) among others).⁵ Egorov (2009) and Prat and Strömberg (2013) also study accountability models with heterogeneous voters, though they abstract away from information acquisition, and their settings differ significantly from ours.⁶ There is also a literature on accountability models with rigid information acquisition (as defined in Footnote 3), all assuming a single voter. A recent work by Trombetta (2020) studies a pandering model, in which a single voter faces a trade-off between

⁴Take, for example, the information aggregation technology considered by Chan and Suen (2008), which partitions realizations of a continuous state variable into two cells. Since the resulting signal realizations are monotone in voters' horizontal preferences (i.e., if a left-wing voter is recommended to vote for candidate R , then a right-wing voter must receive the same voting recommendation), the median voter's signal determines the election outcome despite a pluralism of voters and media outlets.

⁵In the same way, we add to the literature studying the role of information in career-concern models (see, e.g., Dewatripont, Jewitt, and Tirole (1999)).

⁶In particular, Egorov (2009) examines a retrospective voting model with pure moral hazard but no adverse selection. In Prat and Strömberg (2013), equilibrium policy depends only on the population of informed voters but not on the disagreement probability between different voter groups.

learning about the true state of the world and about the incumbent's action.

The literature on common agency games with moral hazard was pioneered by Bernheim and Whinston (1986) and has seen wide applications to bureaucracy, international trade, etc. We study a new (albeit special) case of the general formulation proposed by Peters (2001), where the allocation proposed by principals (here, voters) constitutes a profile of signal structures that monitors the agent's (here, the incumbent's) performance. Khalil, Martimort, and Parigi (2007) also study a common agency game with endogenous monitoring decisions, though their financial contracting problem differs completely from ours, their principals are homogeneous, and their monitoring technologies rigid.

The remainder of this paper proceeds as follows: Section 2 describes the model setup; Section 3 conducts equilibrium analysis; Section 4 investigates extensions of the baseline model; Section 5 concludes; Appendices A-C contain additional materials and mathematical proofs.

2 The model

In this section, we first describe the model setup and then discuss key assumptions in detail.

2.1 Setup

There is an incumbent named R , a challenger named L , and three voters $k \in \mathcal{K} = \{-1, 0, 1\}$ of a unit mass. Voter k has a mass $f_k \in (0, 1)$, and his horizontal preference between the two candidates is parameterized by $v_k \in (-1, 1)$. The game begins with the incumbent assuming office and privately observing his ability θ , which is either

high (h) or low (l) and has zero mean, i.e., $h > 0 > l$ and $\mathbb{E}[\theta] = 0$. A high-ability incumbent can exert high effort $a = 1$ at a cost $c > 0$ or low effort $a = 0$ at no cost, whereas a low-ability incumbent can only exert low effort. The incumbent's effort choice $a \in \{0, 1\}$ is his private information, and it generates performance data modeled as a finite random variable with p.m.f. p_a (more on this later). After that, an election takes place, in which voters decide whether to re-elect the incumbent or to replace him with the challenger whose expected ability is normalized to zero. For voter k , the utility difference $v_k + \theta$ from choosing the incumbent rather than the challenger equals his horizontal preference parameter v_k plus the incumbent's ability θ relative to the challenger's. The first part is new, whereas the second part is standard and captures the quality of future policy-making. Voting is *expressive*, meaning that each voter votes for the candidate who generates the highest expected utility to him. The election outcome is determined by simple majority rule with ties broken in favor of the incumbent, and the winning candidate earns one unit of office rent.

Before the election takes place, voters acquire *personalized signals* about the incumbent's performance. For each voter $k \in \mathcal{K}$, the *signal structure* (or simply *signal*) he acquires is a mapping $\Pi : \Omega \rightarrow \Delta(\mathcal{Z})$, where each $\Pi(\cdot | \omega)$ specifies a probability distribution over a finite set \mathcal{Z} of signal realizations conditional on the incumbent's *performance state* being $\omega \in \Omega$. Absorbing the information generated by Π incurs an *attention cost* $I(\Pi)$, which mustn't exceed the voter's *bandwidth* I_k (more on this later). After that, the voter observes the signal realization, updates his belief about the incumbent's performance and ability, and casts his vote. The game sequence is summarized as follows.

1. The incumbent observes his ability, makes an effort choice, and generates performance data.

2. Voters acquire personalized signals about the incumbent's performance without directly observing the moves in Stage 1. Then they cast votes.

We consider a *symmetric* environment featuring $v_{-k} = -v_k$, $f_{-k} = f_k$, and $I_{-k} = I_k \forall k \in \mathcal{K}$. Voter $-1, 0, 1$'s horizontal preference parameters satisfy $v_1 > 0, v_0 = 0$, and $v_{-1} < 0$, and they are called *left-wing*, *centrist*, and *right-wing*, respectively. The signals they acquire are *conditionally independent* (see although Section 4 for an extension).

Our solution concept is *perfect Bayesian equilibrium* (or *equilibrium* for short). We say that an equilibrium *sustains accountability* if the high-ability incumbent exerts high effort on the equilibrium path, and that *accountability is sustainable* if it can be sustained in an equilibrium. We also define the degree of *electoral selection* is the expected ability of the elected official at the end of game, and use this concept to capture the society's ability in retaining high-ability incumbents and replacing low-ability incumbents with challengers. Our main research question concerns how personalized information aggregation affects electoral accountability and selection. Throughout, we assume that whenever the incumbent is indifferent between high and low efforts, he exerts high effort.

2.2 Key assumptions

This section details the key assumptions we make about the incumbent's performance data and voters' information acquisition.

Performance data We make the following assumption about the incumbent's performance data.

Assumption 1. (i) $\Omega = \{-1, 1\}$ and (ii) $\omega = \mathbb{E}[\theta \mid \omega, a_h = 1] \forall \omega \in \Omega$.

Note that while Part (i) of Assumption 1 is restrictive (albeit standard in the accountability literature), Part (ii) of it is without loss of generality (w.l.o.g.). Intuitively, since voters care only about the incumbent’s expected ability $\mathbb{E}[\theta \mid \omega, a_h = 1]$ in any equilibrium with accountability ($a_h = 1$ indicates that the expectation is taken under the assumption that the high-ability incumbent exerts high effort), the signals they acquire in that case depend on ω only through $\mathbb{E}[\theta \mid \omega, a_h = 1]$ (Matějka and McKay (2015)). These signals in turn determine the high-ability incumbent’s effort choice, which therefore depends on ω only through $\mathbb{E}[\theta \mid \omega, a_h = 1]$ as well. Thus, even if we start off from a general space Ω , it suffices to identify each $\omega \in \Omega$ with $\mathbb{E}[\theta \mid \omega, a_h = 1]$ and to keep track of the latter’s probability distributions under different effort levels. The last statement is formalized in Appendix A.4, and it allows us to focus on the case where Ω is single-dimensional.

To illustrate the main ideas, we restrict Ω to $\{-1, 1\}$ and observe the consequences of doing so.⁷ We will lift this restriction in Section 4.

Observation 1. *Assume Assumption 1. Then*

- (i) *We can interpret $\omega = 1$ as good performance and $\omega = -1$ as bad performance, since the likelihood of generating $\omega = 1$ increases with effort, i.e., $\frac{p_1(1)}{p_0(1)} > \frac{p_1(-1)}{p_0(-1)}$.*
- (ii) *Each $\omega \in \Omega$ happens with .5 probability in case $a_h = 1$.*

Personalized information aggregation Our analysis is motivated by two stylized facts: (1) the need for information aggregation in today’s digital era is driven by limited attention capacities; (2) recent technology advances make personalized information aggregation possible. To model these facts, we follow the standard RI

⁷See Appendix A.1 for formal proofs. There we write down the conditions that model primitives must satisfy in order for Assumption 1 to hold.

paradigm by allowing voters to acquire *any finite* signal about the incumbent's performance through paying a *posterior-separable* attention cost.

A signal structure (or simply signal) determines how performance data are aggregated into signal realizations. Let $\Pi : \Omega \rightarrow \Delta(\mathcal{Z})$ be any finite signal structure, where each $\Pi(\cdot | \omega)$ specifies the conditional probability distribution over a finite set \mathcal{Z} of signal realizations conditional on the incumbent's true performance state being $\omega \in \Omega$. In the case where $a_h = 1$, each $z \in \mathcal{Z}$ occurs with probability

$$\pi_z = \sum_{\omega \in \Omega} \Pi(z | \omega) \cdot \frac{1}{2},$$

and

$$\mu_z = \sum_{\omega \in \Omega} \omega \cdot \Pi(z | \omega) / (2\pi_z)$$

is the posterior mean of the incumbent's performance (equivalently, ability) conditional on the signal realization being z . The tuple $\langle \pi_z, \mu_z \rangle$ fully captures the distribution over one's posterior beliefs after absorbing the information generated by Π . The cost of acquiring Π is as follows.⁸

Assumption 2. *In the case where $a_h = 1$, the attention cost associated with acquiring $\Pi : \Omega \rightarrow \Delta(\mathcal{Z})$ is*

$$I(\Pi) = \sum_{z \in \mathcal{Z}} \pi_z \cdot h(\mu_z) \tag{1}$$

where the function $h : [-1, 1] \rightarrow \mathbb{R}_+$ is continuous on $[-1, 1]$ and twice differentiable on $(-1, 1)$, and it satisfies (i) strict convexity on $[-1, 1]$ and $h(0) = 0$; (ii) symmetry around zero; (iii) $h(1) > I_k \forall k \in \mathcal{K}$.

Equation (1) coupled with Assumption 2(i) is equivalent to *weak posterior sepa-*

⁸We focus on the case $a_h = 1$ because in the case where $a_h = 0$, performance data contain no information about the incumbent's ability and hence are ignored by voters.

rability (WPS), a notion proposed by Caplin and Dean (2013) to generalize Shannon entropy as a measure of attention cost. In the current context, WPS stipulates that consuming null signals is costless, whereas a higher attention cost must be incurred for moving posterior beliefs closer to the true state, as the probability of doing so increases, and as the signal structure becomes more Blackwell informative. In this sense, attention is a scarce resource that reduces voters' uncertainties about the incumbent's performance.

To see why WPS models the cost of paying attention to a myriad of sources under the assistance of algorithm-driven systems, consider the explanation provided by Shannon (1948), whereby a decision maker can ask a series of yes-or-no questions about an underlying state at a constant unit cost. The more questions the decision maker asks, the more precise his posterior belief becomes. According to Shannon (1948), the minimal average number of questions that needs to be asked in order to implement a signal structure equals approximately the mutual information between the underlying state and output signals. More recently, Hébert and Woodford (2017) and Morris and Strack (2017) provide foundations for posterior separability by studying optimal stopping problems. In their settings, a decision maker incurs a flow cost from consulting many sources sequentially until the process is randomly terminated, and the expected total cost is shown to be posterior separable in the continuous-time limit.

Part (ii) of Assumption 2 imposes symmetry on our problem, though a slight departure from it wouldn't affect the upcoming analysis.⁹ Together with WPS, it is satisfied by many commonly used attention cost functions such as $h(\mu) = \mu^2$ and $h(\mu) = H((1 + \mu)/2)$ (H denotes the binary entropy function), which stipulate that

⁹That is, we could allow h to depend not only on the magnitude of μ but also slightly on its sign (which indicates the direction of belief updating), provided that certain symmetry assumptions are satisfied. Details are available upon request.

$I(\Pi)$ equal the reductions in the variance and Shannon entropy of the performance state, respectively, before and after one absorbs the information generated by Π .

Part (iii) of Assumption 2 creates a role for information aggregation, saying that voters must garble performance data in order to stay within their bandwidth limits. In Section 4, we discuss what would happen if instead of facing bandwidth limits (a standard assumption in the RI literature), voters incurs a constant marginal cost for paying attention.

3 Analysis

This section examines the effect of personalized news aggregation on electoral accountability and selection. Three remarks before we proceed. First, all results assume Assumptions 1 and 2 unless otherwise specified. Second, it is easy to verify that whenever accountability is sustainable, it is sustained in a unique equilibrium. Third, due to symmetry, we can and will use v_1 and I_1 to represent extreme voters' horizontal preference parameter and bandwidth, respectively.

3.1 Benchmark

In this section, we lift voters' bandwidth limits so that they can absorb the performance data without error. The next lemma gives equilibrium characterizations for this benchmark case.

Lemma 1. *Assume Assumptions 1 and 2 except that $I_k \geq h(1) \forall k \in \mathcal{K}$. Then all voters would vote for the incumbent (resp. challenger) if $\omega = 1$ (resp $\omega = -1$) in case $a_h = 1$. Accountability is sustainable if and only if $1 \geq \hat{c}$, where 1 is the difference in the probabilities that the incumbent wins re-election in states $\omega = 1$ and $\omega = -1$,*

respectively, given voters' best responses as above, and

$$\hat{c} = \frac{c}{p_1(1) - p_0(1)}$$

represents the threshold that must be crossed in order to sustain accountability in an equilibrium. The degree of electoral selection equals $1/2$ with accountability and zero without accountability.

Lemma 1 holds because our voters have moderate horizontal preferences $v_k \in (-1, 1) \forall k \in \mathcal{K}$, which alone do not generate biased voting decisions. To see why the last assumption makes our analysis interesting, note that if, instead, $|v_{\pm 1}| > 1$, then extreme voters would always vote along party lines, which brings us back to the representative voter paradigm where the centrist voter's vote determines the election outcome. For the same reason, adding voters with $|v| > 1$ to our model wouldn't affect the upcoming analysis.

3.2 Optimal personalized signal

In this section, we bring back voters' bandwidth constraints and solve for their optimal personalized signals in the case where $a_h = 1$. In the other case where $a_h = 0$, performance data are uninformative about the incumbent's ability and hence are ignored by voters.

Our starting observation is that since extreme voters could always vote along party lines without paying attention, paying attention improves their utilities if it occasionally convinces them to vote across party lines. After absorbing the information generated by Π , voter k strictly prefers candidate R to candidate L if $v_k + \mu_z > 0$, and he strictly prefers candidate L to candidate R if $v_k + \mu_z < 0$. Ex-ante, voter k 's

expected utility gain from consuming Π is

$$V_k(\Pi) = \sum_{z \in \mathcal{Z}} \pi_z \cdot \nu_k(\mu_z)$$

where

$$\nu_k(\mu_z) = \begin{cases} [v_k + \mu_z]^+ & \text{if } k \leq 0, \\ -[v_k + \mu_z]^- & \text{if } k > 0. \end{cases}$$

An optimal personalized signal for voter k solves

$$\max_{\mathcal{Z}, \Pi: \Omega \rightarrow \Delta(\mathcal{Z})} V_k(\Pi) \text{ s.t. } I(\Pi) \leq I_k.$$

The lemma gives preliminary characterizations for optimal personalized signals.

Lemma 2. *In the case where $a_h = 1$, the optimal personalized signal for any voter $k \in \mathcal{K}$, hereafter denoted by Π_k , is unique and exhausts his bandwidth, and its signal realizations constitute voting recommendations that the voter strictly obeys, i.e., $I(\Pi_k) = I_k$, $\mathcal{Z}_k = \{L, R\}$, and $v_k + \mu_{L,k} < 0 < v_k + \mu_{R,k}$.*

The idea behind Lemma 2 is straightforward. Since a voter's goal is to choose between the two candidates, any information beyond voting recommendations would only raise his attention cost without any corresponding benefit and hence is wasteful. Moreover, the voter must strictly obey the voting recommendations given to him, because if he has a (weakly) preferred candidate that is independent of his recommendations, then he could always vote for that candidate and obtain the same expressive voting utility as before without paying attention, let alone exhaust his bandwidth.

Given Lemma 2, we shall hereafter focus on signal structures that prescribe voting recommendations to their consumers. A signal structure is said to be *neutral* if it recommends both candidates with equal probability (i.e., the prior probability that

a candidate is better than the other), *L-biased* if it recommends candidate L more often than candidate R , and *R-biased* if it recommends candidates R more often than candidate L . The next lemma characterizes the biases of optimal personalized signals.

Lemma 3. *In the case where $a_h = 1$, the optimal personalized signal for the centrist voter is neutral, whereas those of extreme voters exhibit an own-party bias: they recommend extreme voters' own-party candidates more often than their opposite-party candidates, and they do so more often as extreme voters' horizontal preference parameters increase.*

To better understand Lemma 3, note that since an extreme voter could always vote along party lines without paying attention, paying attention is useful only if it leads him to vote across party lines. The corresponding voting recommendation must be very strong and, in order to stay within the voter's bandwidth limit, must also be very rare (hereafter an *occasional big surprise*), implying that the recommendation is to vote for the voter's own-party candidate most of the time.

To see how personalized information aggregation affects electoral outcomes, we introduce two concepts. The first concept: the *incentive power* generated by an optimal personalized signal Π_k , is defined as the differential probability that Π_k recommends the incumbent for re-election in good and bad performance states, respectively:

$$P_k = \Pi_k(R \mid \omega = 1) - \Pi_k(R \mid \omega = -1).$$

Intuitively, P_k captures voter k 's ability in discerning good and bad performances and hence his ability in holding the incumbent accountable in the representative voter paradigm.

The second concept: *partisan disagreement*, is defined as the probability that extreme voters receive conflicting voting recommendations and so disagree about

which candidate to vote for:

$$D = \mathbb{P}_{\Pi_{\pm 1}}(z_1 \neq z_{-1} \mid a_h = 1).$$

The past decade has witnessed sharp rises in partisan disagreements across various contexts such as abortion, global warming, gun policy, immigration, and gay marriage. In the current setting, $D > 0$ because extreme voters' signals recommend their opposite-party candidates with positive, albeit small probabilities. Such occasionally big surprises play an implicit role in the upcoming analysis, and their evidence has been reviewed in Footnote 2.

The next lemma demonstrates the tension between incentive power and partisan disagreement as we vary model primitives.

Lemma 4. *(i) As extreme voters become more partisan, the incentive power generated by their optimal personalized signals decrease, and partisan disagreement arises more frequently, i.e., P_{-1} and P_1 are decreasing in v_1 , whereas D is increasing in v_1 .*

(ii) As voters' bandwidths increase, the incentive power generated by their optimal personalized signals increase, and partisan disagreement may become more frequent or less frequent, i.e., P_k is increasing in I_k for any $k \in \mathcal{K}$, whereas D is in general non-monotonic in I_1 .

Lemma 4(i) holds because as extreme voters become more partisan, they are recommended to endorse their own-party candidates more often regardless of the incumbent's true performance. Lemma 4(ii) holds because as voters' bandwidths increase, their personalized signals become more Blackwell informative and so generate more

incentive power individually.¹⁰ Partisan disagreement may become more frequent or less frequent, and the first case arises if, due to the flexibility in attention allocation, extreme voters significantly increase support for their own-party candidates when performance data are favorable, but they do not cut back their support as much when data are unfavorable. Condition (27) in Appendix A.2 is sufficient and necessary for D to decrease with I_1 , and it exploits the curvature of the attention cost function h . Examples that satisfy and violate Condition (27) are constructed right after its statement.

3.3 Electoral accountability and selection

In this section, we take the optimal personalized signals solved in the previous section as given and verify whether they can sustain accountability in equilibrium or not. We also solve for the degree of electoral selection with and without accountability.

Our analysis exploits a key concept called the *societal incentive power*, defined as the differential probability that the incumbent wins re-election in good and bad performance states, respectively, given the signals solved in the previous section:

$$\xi = \mathbb{P}_{\Pi_k s}(R \text{ wins re-election} \mid \omega = 1) - \mathbb{P}_{\Pi_k s}(R \text{ wins re-election} \mid \omega = -1).$$

Intuitively, ξ captures the society’s ability in upholding electoral accountability and selection through rewarding good performances and punishing bad performances. The

¹⁰This result is reminiscent of Proposition 5.2 of Dewatripont, Jewitt, and Tirole (1999) (DJT), which shows that garbling the market signal in career-concern models undermines the agent’s incentive to exert effort under general conditions. In both DJT and the single-voter version of the current paper, there is a one-to-one mapping between the signal realization and the agent’s payoff (market wage in DJT, voting decision here). In accountability models such as Ashworth and Bueno de Mesquita (2014), such mappings aren’t one-to-one (e.g., signal is normally distributed whereas voting decision is binary), so increased signal informativeness could have ambiguous effects on the incumbent’s incentive.

next theorem solves for ξ and expresses equilibrium degrees of electoral accountability and selection as functions ξ .

Theorem 1. *The societal incentive power equals*

$$\xi = \begin{cases} P_0 & \text{if } f_0 \geq 1/2, \\ P_1 + DP_0 & \text{if } f_0 < 1/2. \end{cases}$$

Accountability is sustainable if and only if $\xi \geq \hat{c}$, and the degree of electoral selection equals $\xi/2$ with accountability and zero without accountability.

We distinguish between two cases: $f_0 \geq 1/2$ and $f_0 < 1/2$. In the first case, the centrist voter is the only pivotal voter, so the incentive power generated by his personalized signal determines the societal incentive power. In the second case, each voter is pivotal with a positive probability, so there are two events to consider. In the first event, extreme voters reach a consensus as to which candidate to vote for, so the centrist voter is non-pivotal. The societal incentive power stemming from this event is simply the incentive power generated by extreme voters' signals. In the second event, extreme voters disagree about which candidate to vote for, so the centrist voter is pivotal. The societal incentive power stemming from this event equals its probability times the incentive power generated by the centrist voter's signal.

As ξ increases, the society as a whole becomes better at rewarding good performances and punishing bad performances, and accountability becomes sustainable the moment when ξ crosses the threshold \hat{c} from below. As for selection, notice that without accountability, performance data carry no information about the incumbent's ability, which makes selection impossible. With accountability, the degree of electoral selection is proportional to ξ , which justifies our use of ξ to measure both the sustainability of electoral accountability and the degree of electoral selection.

3.4 Comparative statics

This section examines the comparative statics of the societal incentive power. Our first proposition concerns the effect of changing extreme voters' horizontal preference parameter.

Proposition 1. *In the case where $f_0 < 1/2$, the societal incentive power $\xi = P_1 + DP_0$ is in general non-monotonic in extreme voters' horizontal preference parameter v_1 .*

Proposition 1 showcases the tension between incentive power and partisan disagreement as we vary extreme voters' horizontal preference parameter. In Lemma 4, we demonstrate that as extreme voters become more partisan, their personalized signals become more biased and generate less incentive power individually. While this effect alone would make accountability harder to sustain, there is a countervailing effect stemming from the disagreement between extreme voters, which arises more frequently as they become more partisan. In case of disagreement, the centrist voter is pivotal, and his contribution P_0 to the societal incentive power increases with his bandwidth I_0 . Consider three cases.

- In one extreme situation where $I_0 \approx 0$, we have $P_0 \approx 0$, i.e., the centrist voter could barely distinguish good and bad performances. In that situation, the societal incentive power depends mainly on the incentive power generated by extreme voters' signals, i.e., $\xi \approx P_1$, where the last quantity is decreasing in v_1 by Lemma 4.
- In another extreme situation where $I_0 \approx 1$, the centrist voter can absorb performance data with few errors and so can distinguish good and bad performances almost perfectly, i.e., $P_0 \approx 1$. In that situation, $\xi \approx P_1 + D$, where the last quantity is maximized when v_1 is sufficiently large (see Appendix A.3 for a

formal proof).

- For in-between cases, ξ can vary non-monotonically with v_1 as demonstrated by the next example.

Example 1. In Appendix A.1, we demonstrate that any binary signal structure $\Pi : \Omega \rightarrow \Delta(\{L, R\})$ is fully captured by the corresponding profile (μ_L, μ_R) of posterior means. A signal is neutral if $|\mu_L| = \mu_R$, L -biased if $|\mu_L| < \mu_R$, and R -biased if $|\mu_L| > \mu_R$. In the case of quadratic attention cost $h(\mu) = \mu^2$, a typical level curve of the attention cost function takes the form of

$$\mathcal{C}(I) := \{(\mu_L, \mu_R) \in [-1, 0] \times [0, 1] : I(\mu_L, \mu_R) = |\mu_L|\mu_R = I\}.$$

Moreover, we can express P_1 , D , and ξ as linear and quadratic functions of $z :=$

$$\frac{1}{|\mu_L| + I_1 / |\mu_L|}:$$

$$\begin{cases} P_1 = 2I_1 z, \\ D = 1 - 2I_1(1 + I_1)z^2, \\ \xi = -2P_0 I_1(1 + I_1)z^2 + 2I_1 z + P_0. \end{cases}$$

As we increase v_1 from zero to infinity, the right-wing voter's personalized signal traverses along the level curve $\mathcal{C}(I_1)$ from its neutral element $(\sqrt{I_1}, \sqrt{I_1})$ to its most R -biased element $(1, I_1)$ as depicted in Figure 1. During that process, z decreases from $\frac{1}{2\sqrt{I_1}}$ to $\frac{1}{1+I_1}$, so P_1 decreases whereas D increases. The overall effect on ξ depends on parameter values. The case where $2P_0(1 + I_1) \in (2\sqrt{I_1}, 1 + I_1)$ is the most interesting: in that case, neither the incentive power effect nor the partisan disagreement effect dominates the other, so ξ first increases and then decreases as depicted in Figure 2.

◇

In recent years, news aggregators such as Allsides.com have been built to battle the

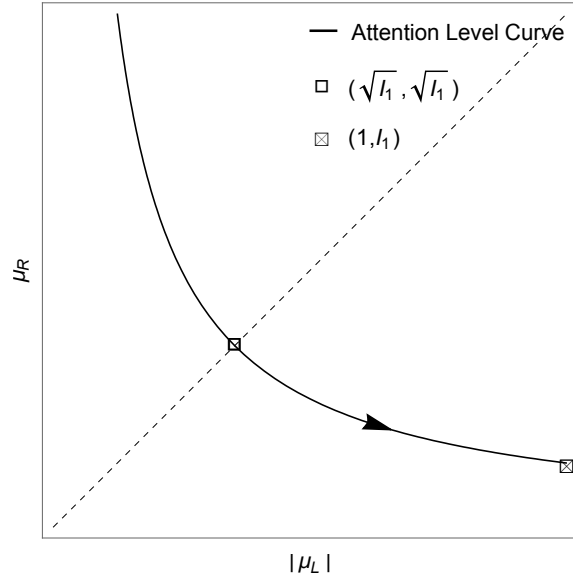


Figure 1: The right-wing voter's personalized signal traverses along the level curve from $(\sqrt{I_1}, \sqrt{I_1})$ to $(1, I_1)$ as v_1 increases.

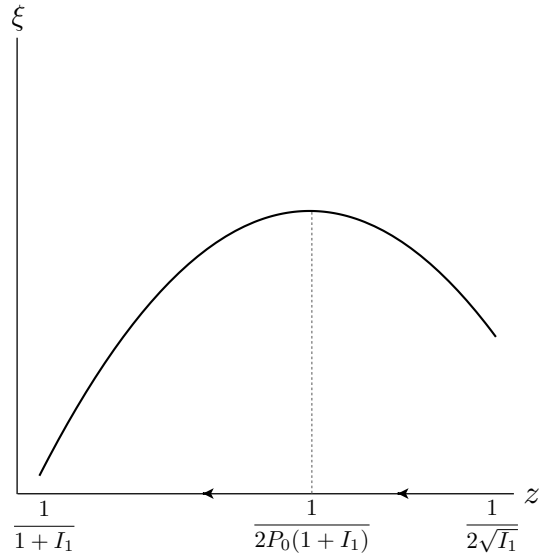


Figure 2: Plot ξ against z when $2P_0(1+I_1) \in (2\sqrt{I_1}, 1+I_1)$.

rising polarization through presenting readers with balanced viewpoints. The current analysis suggests that caution must be exercised when evaluating the consequences of adopting such news aggregators on a large scale. In terms of its effect on electoral accountability and selection, feeding extreme voters with unbiased signals is math-

ematically equivalent to reducing v_1 , which by Proposition 1 could make electoral accountability and selection harder, not easier to sustain. In addition, extreme voters prefer biased signals to unbiased ones (Lemma 3), so forcing signals to be unbiased could reduce their expressive voting utilities and, hence, welfare.

Our second proposition examines how changes in voters' bandwidths affect the societal incentive power.

Proposition 2. *In the case where $f_0 < 1/2$, the societal incentive power $\xi = P_1 + DP_0$ is increasing in the centrist voter's bandwidth I_0 but is in general non-monotonic in extreme voters' bandwidth I_1 .*

The level of political knowledge among ordinary citizens is viewed an important determinant for how well elected officials can be held accountable (see Ashworth and Bueno de Mesquita (2014) and the references therein for background readings). Recently, scholars and pundits have voiced growing concerns over people's shrinking attention spans, caused by an overabundance of entertainment, the advent of the Internet and mobile devices, and the increased competition between firms for consumer eyeballs (Teixeira (2014); Dunaway (2016)). Propositions 2 paints a rosier picture. As a voter's bandwidth decreases, his personalized signal generates less incentive power, which would undermine electoral accountability and selection in the representative voter paradigm. For extreme voters, there is an additional effect stemming from partisan disagreements, which may occur more frequently as their bandwidths increase. Thus, while a reduction in the centrist voter's bandwidth unambiguously undermines electoral accountability and selection, nothing as clear-cut can be said about extreme voters' bandwidths.

Our last proposition examines the effect of changing voters' population distribution on the societal incentive power.

Proposition 3. *Let ξ and ξ' be the societal incentive power obtained under two population distributions f and f' such that $f_0 \geq 1/2 > f'_0$. Then $\xi' - \xi = P_1 - (1 - D)P_0$ is decreasing in the centrist voter's bandwidth I_0 but is in general non-monotonic in extreme voters' horizontal preference parameter v_1 and bandwidth I_1 .*

Recently, a growing body of the literature has been devoted to understanding voter polarization (also termed *mass polarization*). Notably, Fiorina and Abrams (2008) define mass polarization as a bimodal distribution of voters' preferences on a liberal-conservative scale, and Gentzkow (2016) develops a related concept that measures the average ideological distance between Democrats and Republicans. Inspired by these authors, we define *increasing mass polarization* as a mean-preserving spread to voters' horizontal preferences. Proposition 3 shows that increasing mass polarization could prove conducive to electoral accountability and selection despite its negative connotation in everyday discourse. As we keep redistributing voters' populations from the center to the margin, extreme voters will eventually become pivotal with positive probabilities. At that moment, they start to contribute to the societal incentive power, whereas the centrist voter's contribution is discounted by the probability that a consensus is reached among extreme voters as to which candidate to vote for. The overall effect on electoral accountability and selection is in general non-monotonic in extreme voters' horizontal preference parameter and bandwidth by Lemma 4.

4 Extensions

Continuous performance states Several findings are noteworthy when we extend the baseline model to a continuum of performance states. First, optimal personalized signals remain binary and still exhibit own-party biases and occasional big surprises, for the same reason given in the baseline model. Due to space limitations, we won't

prove these results formally but refer interested readers to Appendix B of Hu, Li, and Segal (2019) for further details.

Second, with a continuum of performance states, the societal incentive power can vary non-monotonically with model primitives for two additional reasons. The first reason is mechanical, namely the decomposition of societal incentive power into characteristics of individual voters' signals becomes less clear-cut. The second reason is more interesting and will be elaborated on in Appendix B: due to the flexibility in allocating one's attention across a continuum of states, the incentive power generated by an individual voter's signal can vary non-monotonically with his horizontal preference parameter. The takeaway is that the richness of states, together with RI information acquisition, could generate subtle effects on electoral accountability and selection even in the representative voter paradigm.

Correlated signals So far we have restricted signals to be conditionally independent across voters. By choosing the right correlation structure, holding marginal signal distributions fixed, we can always (weakly) improve the societal incentive power without changing voters' expressive voting utilities in the case of $a_h = 1$. If the resulting societal incentive power is big enough to sustain accountability in equilibrium whereas the one generated by the conditional independent distribution isn't, then correlation strictly improves voter welfare—a possibility that is validated by the numerical example given in Appendix C. The takeaway is that well-conceived coordination, if not consolidation between major news aggregators could be conducive to voter welfare.

Constant marginal attention cost There are two standard ways of modeling costly RI information acquisition: (1) assume a constant marginal attention cost

$\lambda > 0$ (so that the total cost equals $\lambda \cdot I(\Pi)$); (2) limit the total amount of attention that can be paid. We adopt the second approach (see also Sims (2003)). Had we adopted the first approach, then optimal personalized signals would remain binary and still exhibit own-party biases and occasional big surprises. Moreover, we could still decompose the societal incentive power to the incentive power and partisan disagreement generated by individual voters' signals.¹¹ As for comparative statics, consider increasing extreme voters' horizontal preference parameter v_1 . As extreme voters become more partisan, they don't need as much information as before and so would cut back their attention level $I(\Pi_{\pm 1})$ s in addition to making their signals more skewed. The overall effect combines the skewness effect and level effect detailed in Lemma 4. A similar conclusion can be reached as we increase the marginal attention cost λ .

5 Concluding remarks

We conclude by posing several open questions. To our best knowledge, we are the first to analyze the effect of personalized information aggregation by RI voters on electoral accountability and selection. We embed our analysis in a standard accountability model as a first step, and we hope to do so in alternative contexts featuring, e.g., bribery, corruption, and pandering in the future.

In the current framework, allowing voters to pay attention to each other wouldn't change our predictions, because voter signals are garbled and, hence, inferior sources of information compared to the original performance data. To model voters as secondary sources of information, one must enrich the current setting, such as allowing

¹¹When reproving these results, the only change we need to make is to replace the shadow costs of information acquisition in Appendix A.2 (i.e., the Lagrange multipliers associated with bandwidth constraints) with the exogenous attention cost parameter λ .

for the possibility that attending to other voters is more engaging or less expensive than attending to primary data sources. The last assumption is shown to give rise to echo chambers by Hu, Li, and Tan (2021), and its consequence for electoral accountability and selection awaits future investigations.

As for how to test our theory, we believe that an essential first step is to test the model of posterior separability in the political context. We also believe in the usefulness of studying the experiments conducted by news aggregator companies or the regulatory uncertainties they face, as they might generate the exogenous variations that are needed for empirical researches (e.g., as we’ve already argued, the intervention advocated by Allsides.com to provide extreme voters with unbiased information is mathematically equivalent to reducing extreme voters’ horizontal preference parameter). We hope someone, maybe us, will pursue these agendas in the future.

A Proofs

This appendix is organized as follows: Appendix A.1 makes useful observations for later sections; Appendices A.2 and A.3 proves lemmas, theorems, and propositions; Appendix A.4 verifies that Part (ii) of Assumption 1 is w.l.o.g. All except Appendix A.4 assume Assumptions 1 and 2.

A.1 Useful observations and their proofs

Proof of Observation 1 Part (i): Let α denote the probability that the incumbent has ability h , and recall that

$$\mathbb{E}[\theta] = \alpha h + (1 - \alpha)l = 0. \tag{2}$$

Since θ is a mean-preserving spread of $\mathbb{E}[\theta \mid \omega, a_h = 1] = \omega \in \{-1, 1\}$, the following must be true: $h > 1 > -1 > l$. Expanding $\mathbb{E}[\theta \mid \omega, a_h = 1]$ using Bayes' rule yields

$$\mathbb{E}[\theta \mid \omega = 1, a_h = 1] = \frac{\alpha h p_1(1) + (1 - \alpha) l p_0(1)}{\alpha p_1(1) + (1 - \alpha) p_0(1)} = 1$$

and

$$\mathbb{E}[\theta \mid \omega = -1, a_h = 1] = \frac{\alpha h p_1(-1) + (1 - \alpha) l p_0(-1)}{\alpha p_1(-1) + (1 - \alpha) p_0(-1)} = 1.$$

Rearranging yields

$$\frac{p_1(1)}{p_0(1)} = \frac{(1 - \alpha)(|l| + 1)}{\alpha(h - 1)} \quad (3)$$

and

$$\frac{p_1(-1)}{p_0(-1)} = \frac{(1 - \alpha)(|l| - 1)}{\alpha(h + 1)}, \quad (4)$$

where (3) > (4) follows from a casual inspection.

Part (ii): Write $\bar{p}(\omega)$ for the probability $\alpha p_1(\omega) + (1 - \alpha) p_0(\omega)$ that the performance state is ω in case $a_h = 1$. Bayes' rule mandates that $0 = \mathbb{E}[\theta] = \mathbb{E}[\mathbb{E}[\theta \mid \omega, a_h = 1] \mid a_h = 1]$. Expanding the last term using $\omega = \mathbb{E}[\theta \mid \omega, a_h = 1]$ yields $0 = \bar{p}(1) - \bar{p}(-1) = 2\bar{p}(1) - 1$ and, hence,

$$\bar{p}(1) = \frac{1}{2}. \quad (5)$$

The above argument assumes Assumption 1. In Appendix A.4, we show that Assumption 1(ii) is w.l.o.g. Given this, a profile $(h, l, \alpha, p_1(1), p_0(1))$ of model primitives satisfies Assumption 1(i) (hence Assumption 1) if and only if it satisfies (2)-(5). Solving (2)-(5) simultaneously yields infinitely many solutions. \square

Further observations Let $\Pi : \Omega \rightarrow \Delta(\mathcal{Z})$ be any signal structure acquired by a voter in the case of $a_h = 1$ (voters ignore ω s in case $a_h = 0$). Since Ω is binary,

it is without loss to identify Π with its corresponding tuple $\langle \pi_z, \mu_z \rangle_{z \in \mathcal{Z}}$, where π_z is the probability that the signal realization is z , and μ_z is the posterior mean of ω given z . In Section 2.2 we derived the expressions for π_z and μ_z based on Π . Conversely, we can back out Π based on $\langle \pi_z, \mu_z \rangle_{z \in \mathcal{Z}}$. In what follows, we will work with $\langle \pi_z, \mu_z \rangle_{z \in \mathcal{Z}}$ because it is easy to deal with. Bayes' plausibility mandates that the expected posterior mean of ω must equal its prior mean zero:

$$\sum_{z \in \mathcal{Z}} \pi_z \cdot \mu_z = 0. \quad (\text{BP})$$

For any binary signal structure, we write $\mathcal{Z} = \{L, R\}$ and assume w.l.o.g. that $\mu_L < 0 < \mu_R$. From Bayes' plausibility, we deduce that

$$\pi_L = \frac{\mu_R}{|\mu_L| + \mu_R} \text{ and } \pi_R = \frac{|\mu_L|}{|\mu_L| + \mu_R}, \quad (6)$$

so it is w.l.o.g. to identify $\langle \pi_z, \mu_z \rangle_{z \in \{L, R\}}$ with the profile $(|\mu_L|, \mu_R)$ of posterior means (hereafter written as (x, y)). From consuming (x, y) , voter k 's gains the following amount of expressive voting utility:

$$V_k(x, y) = \begin{cases} \frac{x}{x+y} [v_k + y]^+ & \text{if } k \leq 0, \\ -\frac{y}{x+y} [v_k - x]^- & \text{if } k > 0, \end{cases} \quad (7)$$

and he must pay the following amount of attention cost:

$$I(x, y) = \frac{y}{x+y} h(x) + \frac{x}{x+y} h(y). \quad (8)$$

A typical level curve of the attention cost function is thus

$$\mathcal{C}(I) = \left\{ (x, y) : \frac{y}{x+y}h(x) + \frac{x}{x+y}h(y) = I \right\}, \quad (9)$$

which is downward sloping by Assumption 2. Among all signal structures lying on $\mathcal{C}(I)$, only $(h^{-1}(I), h^{-1}(I))$ is neutral, whereas the remaining ones are either L -biased ($x < y$) or R -biased ($x > y$). For any $(x, y), (x', y') \in \mathcal{C}(I)$, either (x, y) is more L -biased than (x', y') ($x/y < x'/y'$), or (x, y) is more R -biased than (x', y') ($x/y > x'/y'$).

A.2 Proofs of lemmas

Proof of Lemma 1 Since $v_k - 1 < 0 < v_k + 1 \forall k \in \mathcal{K}$, all voters would vote for the incumbent (resp. challenger) if $\omega = 1$ (resp. $\omega = -1$) in case $a_h = 1$. Given this, the high-type incumbent prefers to exert high effort rather than low effort if and only $p_1(1) \cdot 1 + p_1(-1) \cdot 0 - c \geq p_0(1) \cdot 1 + p_0(-1) \cdot 0$, or equivalently $1 \geq \hat{c} := c/(p_1(1) - p_0(1))$. \square

Proof of Lemma 2 We only prove the lemma for voter 1. The proofs for voters 0 and -1 are analogous. We proceed in two steps.

Step 1. Show that any solution to voter 1's problem must satisfy the properties stated in Lemma 2. Rewrite voter 1's problem as

$$\begin{aligned} & \max_{\mathcal{Z}, \Pi: \Omega \rightarrow \Delta(\mathcal{Z}), \lambda} V_1(\Pi) + \lambda(I_1 - I(\Pi)) \\ & \text{s.t. } \lambda \geq 0, I_1 - I(\Pi) \geq 0, \text{ and } \lambda(I_1 - I(\Pi)) = 0, \end{aligned} \quad (10)$$

where λ denotes a Lagrange multiplier associated with his bandwidth constraint. Notice that $\lambda > 0$, because if $\lambda = 0$, then the solution to (10) is to fully reveal the performance state to the voter, who would then run out of bandwidth, a contradiction. This proves the claim that the voter must exhaust his bandwidth.

Now take any Lagrange multiplier $\lambda > 0$ as given and consider the following relaxed problem:

$$\max_{\mathcal{Z}, \{\pi_z, \mu_z\}_{z \in \mathcal{Z}}} \sum_{z \in \mathcal{Z}} \pi_z \left(-[v_1 + \mu_z]^- - \lambda h(\mu_z) \right) \text{ s.t. (BP)}. \quad (11)$$

Note that the maximand of (11) is posterior-separable. Also note that $-[v_1 + \mu]^- - \lambda h(\mu)$ is the maximum of two strictly concave functions of μ : $-\lambda h(\mu)$ and $-v_1 - \mu - \lambda h(\mu)$, which single-cross at $\mu = -v_1$ and hence their maximum is M-shaped. Given these observations, we can apply the concavification method developed by Kamenica and Gentzkow (2011) to solve (11). It is easy to see that for any given $\lambda > 0$, the solution to (11) is unique and has at most two signal realizations. Indeed, since the voter must exhaust his bandwidth, there must be two signal realizations, hereafter denoted by L and R . The corresponding posterior means must satisfy $v_1 + \mu_L < 0 < v_1 + \mu_R$, because if the contrary were true, i.e., $v_1 + \mu_L \geq 0$, then $V_1(\Pi) = -[v_1 + \mu_L]^- = 0$, so the voter is better-off by voting unconditionally for his own-party candidate R .

Step 2. Show that the solution to (10) is unique. In Step 1, we showed that the solution to the relaxed problem (11) is unique for any given $\lambda > 0$, so it remains to verify that the Lagrange multiplier associated with the voter's bandwidth constraint is unique. Suppose the contrary is true. Take any two distinct Lagrange multipliers $\lambda > \lambda' > 0$, and let (x, y) and (x', y') denote the unique solutions to (11) given λ and

λ' , respectively. From strict optimality, i.e., the voter strictly prefers (x, y) to (x', y') when the Lagrange multiplier is λ , and he strictly prefers (x', y') to (x, y) when the Lagrange multiplier is λ' , we deduce that

$$\lambda (I(x', y') - I(x, y)) > V_1(x', y') - V_1(x, y) > \lambda' (I(x', y') - I(x, y)).$$

Then from $\lambda > \lambda'$, it follows that $I(x', y') > I(x, y)$, which contradicts the fact that $I(x, y) = I(x', y') = I_1$. \square

Proof of Lemma 3 Again, we only prove the lemma for voter 1, and in two steps.

Step 1. Show that Π_1 is R -biased. Write (x, y) for Π_1 . Note first that (x, y) cannot be L -biased, because if the contrary were true, i.e., $y > x$, then voter 1 would strictly prefer (y, x) to (x, y) :

$$V_1(y, x) = \frac{x}{x+y} (y - v_1) > \frac{y}{x+y} (x - v_1) = V_1(x, y).$$

It remains to show that (x, y) isn't neutral, i.e., $x \neq y$. For starters, rewrite (11) as

$$\max_{x \in [v_1, 1], y \in [0, 1]} \frac{y}{x+y} (x - v_1) - \lambda \left(\frac{y}{x+y} h(x) + \frac{x}{x+y} h(y) \right). \quad (12)$$

If the solution to (12) were neutral, i.e., $x = y$, then only three situations could happen: $(x, y) \in (v_1, 1)^2$, $(x, y) = (1, 1)$, and $(x, y) = (v_1, v_1)$. In the first situation, (x, y) must satisfy the following first-order conditions:

$$y + v_1 = \lambda (\Delta + h'(x) \Sigma) \quad (13)$$

$$\text{and } x - v_1 = \lambda (h'(y) \Sigma - \Delta) \quad (14)$$

where $\Delta := h(y) - h(x)$ and $\Sigma := x + y$. Plugging $x = y$ into (13) and (14) and simplifying yields $x + v_1 = \lambda h'(x) \cdot 2x = x - v_1$, which is impossible. Meanwhile, the second situation is impossible because the voter would run out of bandwidth. In the third situation, we have $V_1(v_1, v_1) = 0$. But then the voter would strictly prefer $(1 - \epsilon, \epsilon)$ to (v_1, v_1) when $\epsilon > 0$ is sufficiently small, because the former generates a strictly positive expressive voting utility gain:

$$V_1(1 - \epsilon, \epsilon) = \frac{\epsilon}{1 - \epsilon + \epsilon} (1 - \epsilon - v_1) > 0,$$

and it is moreover feasible:

$$I(1 - \epsilon, \epsilon) = \frac{\epsilon}{1 - \epsilon + \epsilon} h(1 - \epsilon) + \frac{1 - \epsilon}{1 - \epsilon + \epsilon} h(\epsilon) < \epsilon h(1) + h(\epsilon) < I_1.$$

Step 2. Show that Π_1 becomes more R -biased as v_1 increases. Fix any $0 < v_1 < v'_1$, and let (x, y) and (x', y') denote the unique solutions to (10) when the voter's horizontal preference parameter is given by v_1 and v'_1 , respectively. Since the voter strictly prefers (x, y) to (x', y') when his horizontal preference parameter is v_1 , and he strictly prefers (x', y') to (x, y) when his horizontal preference parameter is v'_1 , i.e.,

$$\frac{y}{x + y} (x - v_1) > \frac{y'}{x' + y'} (x' - v_1) \quad \text{and} \quad \frac{y'}{x' + y'} (x' - v'_1) > \frac{y}{x + y} (x - v'_1),$$

it follows that

$$\left(\frac{y'}{x' + y'} - \frac{y}{x + y} \right) v_1 > \frac{x'y'}{x' + y'} - \frac{xy}{x + y} > \left(\frac{y'}{x' + y'} - \frac{y}{x + y} \right) v'_1$$

and hence that $y'/(x' + y') < y/(x + y)$. The last condition can be rewritten as $x'/y' > x/y$, which proves that (x', y') is more R -biased than (x, y) . \square

Proof of Lemma 4 Let (x_k, y_k) denote the optimal personalized signal for voter $k \in \mathcal{K}$. Tedious algebra (detailed in the proof of Theorem 1) shows that

$$P_k = \frac{2x_k y_k}{x_k + y_k} \quad \forall k \in \mathcal{K} \quad \text{and} \quad D = 1 - \frac{2x_1 y_1 (1 + x_1 y_1)}{(x_1 + y_1)^2}. \quad (15)$$

Write P_1 and D as functions of (x_1, y_1) , or simply (x, y) . For each function $g \in \{I, P_1, D\}$ of (x, y) , write g_x for $\partial g(x, y) / \partial x$ and g_y for $\partial g(x, y) / \partial y$. Tedious algebra shows that

$$I_x = \frac{y}{(x+y)^2} [h(y) - h(x) + h'(x)(x+y)] \quad (16)$$

$$I_y = \frac{x}{(x+y)^2} [h(x) - h(y) + h'(y)(x+y)] \quad (17)$$

$$P_{1,x} = \frac{2y^2}{(x+y)^2} \quad (18)$$

$$P_{1,y} = \frac{2x^2}{(x+y)^2} \quad (19)$$

$$D_x = -\frac{2y(2xy^2 - x + y)}{(x+y)^3} \quad (20)$$

$$\text{and } D_y = -\frac{2x(2x^2y - y + x)}{(x+y)^3}, \quad (21)$$

and simplifying (16) and (17) using the assumption that h is strictly increasing and strictly convex on $[0, 1]$ yields $I_x, I_y > 0$ (because $h(y) - h(x) + h'(x)(x+y) \geq h'(x)(y-x) + h'(x)(x+y) = 2h'(x)y > 0$, and $h(x) - h(y) + h'(y)(x+y) > 0$ for the same reason).

Part (i): We first show that $P_1(x, y)$ decreases as we traverse along voter 1's attention level curve $\mathcal{C}(I_1)$ from its neutral element to its most R -biased element. This portion

of the level curve can be expressed as

$$\mathcal{C}^+(I_1) = \{(x, y) \in \mathcal{C}(I_1) : x \in [h^{-1}(I_1), 1]\}, \quad (22)$$

and it satisfies (1) $x \geq y$ and (2) $x > y$ if and only if $x > h^{-1}(I_1)$. As we increase x by a small amount $\epsilon > 0$, we must change y by approximately $(-I_x/I_y) \cdot \epsilon$ in order to stay on $\mathcal{C}^+(I_1)$, and the resulting change in P_1 equals approximately $(P_{1,x} - P_{1,y}I_x/I_y) \cdot \epsilon$. Since $P_{1,y} > 0$, it suffices to show that $-I_x/I_y < -P_{1,x}/P_{1,y}$ holds for all $(x, y) \in \mathcal{C}^+(I_1)$. By (16), (17), (18), and (19), the last condition is equivalent to

$$\frac{h(y) - h(x) + h'(x)(x+y)}{h(x) - h(y) + h'(y)(x+y)} > \frac{y}{x}. \quad (23)$$

To demonstrate the validity of (23), note that we can bound the numerator and denominator on its left-hand side as follows (again using the assumption that h is strictly convex and strictly increasing on $[0, 1]$):

$$\begin{aligned} h(y) - h(x) + h'(x)(x+y) &> h'(x)(y-x) + h'(x)(x+y) = 2h'(x)y, \\ h(x) - h(y) + h'(y)(x+y) &< h'(x)(x-y) + h'(x)(x+y) = 2h'(x)x. \end{aligned}$$

Combining the above inequalities gives the desired result.

We next show that $D(x, y)$ increases as we traverse along $\mathcal{C}^+(I_1)$ as above. Note first that for any $(x, y) \in \mathcal{C}^+(I_1)$, $D_y = -2x(2x^2y - y + x)/(x+y)^3 < 0$ because $x \geq y$. Thus if $D_x \geq 0$, then $D_x - D_y I_x/I_y > 0$ and we are done. If $D_x < 0$, then it suffices to show that $-I_x/I_y < -D_x/D_y$, or equivalently

$$\frac{h(y) - h(x) + h'(x)(x+y)}{h(x) - h(y) + h'(y)(x+y)} > \frac{2xy^2 - x + y}{2x^2y - y + x}.$$

The last condition follows from (23) and $x > y$, which together imply that

$$\frac{h(y) - h(x) + h'(x)(x + y)}{h(x) - h(y) + h'(y)(x + y)} > \frac{y}{x} = \frac{2xy^2}{2x^2y} > \frac{2xy^2 - x + y}{2x^2y - y + x}.$$

Part (ii): We first prove the claim that P_k is increasing in I_k for voter 1. The proofs for voters 0 and -1 are analogous and hence are omitted for brevity. Since $P_1(x, y) = 2xy/(x + y)$ is increasing in x and y , it suffices to show that x and y are both increasing in I_1 . The remainder of the proof proceeds in two steps.

Step 1. Show that x and y increase as the Lagrange multiplier associated with voter 1's bandwidth constraint decreases. Recall (12), which says maximizing voter 1's expressive voting utility while taking the Lagrange multiplier $\lambda > 0$ associated with his bandwidth constraint as given. If the solution to that problem lies in the interior of $[v_1, 1] \times [0, 1]$, then it must satisfy the first-order conditions (13) and (14). Summing up (13) and (14) yields

$$h'(x) + h'(y) = 1/\lambda, \tag{24}$$

and using this result when differentiating (14) with respect to λ yields

$$\begin{aligned} -\frac{dx}{d\lambda} &= \Delta - h'(y) \Sigma \\ &+ \lambda \left[h'(y) \frac{dy}{d\lambda} - h'(x) \frac{dx}{d\lambda} - h''(y) \frac{dy}{d\lambda} \Sigma - h'(y) \frac{dy}{d\lambda} - h'(y) \frac{dx}{d\lambda} \right] \\ &= \Delta - h'(y) \Sigma - \lambda h''(y) \frac{dy}{d\lambda} \Sigma - \frac{dx}{d\lambda} \end{aligned}$$

where $\Delta := h(y) - h(x)$ and $\Sigma := x + y$. Therefore,

$$\frac{dy}{d\lambda} = \frac{\Delta - h'(y)\Sigma}{\lambda h''(y)\Sigma} = \frac{h(y) - h(x) - h'(y)(x+y)}{\lambda h''(y)(x+y)} < 0, \quad (25)$$

where the last inequality uses the assumption that $h'' > 0$, $h' > 0$ on $(0, 1)$ (hence $h(y) - h(x) - h'(y)(x+y) < 0$ if $0 \leq y < x$ and $h(y) - h(x) - h'(y)(x+y) \leq h'(y)(y-x) - h'(y)(x+y) < 0$ if $y \geq x(\geq v_1)$). Meanwhile, differentiating (24) with respect to λ yields

$$-h''(x) \frac{dx}{d\lambda} = h''(y) \frac{dy}{d\lambda} + \frac{1}{\lambda^2}.$$

Simplifying this result using (24) and (25) yield

$$\frac{dx}{d\lambda} = -\frac{\Delta + h'(x)\Sigma}{\lambda h''(x)\Sigma} = -\frac{h(y) - h(x) + h'(x)(x+y)}{\lambda h''(x)(x+y)} < 0, \quad (26)$$

where the last inequality follows again from the assumption that $h'' > 0$, $h' > 0$ on $(0, 1)$ (hence $h(y) - h(x) + h'(x)(x+y) > 0$ if $y \geq x(\geq v_1)$ and $h(y) - h(x) + h'(x)(x+y) > -h'(x)(x-y) + h'(x)(x+y) > 0$ if $0 \leq y < x$). Together, (25) and (26) imply that x and y strictly increase as λ slightly decreases. As λ further decreases, the solution to (12) may transition from an interior one to a corner one. When that happens, we must have $x = 1$, because (x, y) is R -biased by Lemma 3. As λ continues to decrease, x stays at 1 whereas y increases.

Step 2. Show that the Lagrange multiplier associated with voter 1's bandwidth constraint decreases with his bandwidth. Take any $0 < I < I'$. Let λ and λ' denote the Lagrange multipliers associated with voter 1's bandwidth constraint when his bandwidth is given by I and I' , respectively, and let (x, y) and (x', y') denote the solutions to (12) given λ and λ' , respectively. From strict optimality, i.e., voter 1

strictly prefers (x, y) to (x', y') when the Lagrange multiplier is λ , and he strictly prefers (x', y') to (x, y) when the Lagrange multiplier is λ' , we deduce that

$$\lambda [I(x', y') - I(x, y)] > V_1(x', y') - V_1(x, y) > \lambda' [I(x', y') - I(x, y)].$$

Then from $I(x, y) = I < I' = I(x', y')$, it follows that $\lambda' < \lambda$, which together with the result shown in Step 1 implies that $x' \geq x$, $y' \geq y$, and one of these inequalities is strict.

We next show that D is in general non-monotonic in voter 1's bandwidth or, equivalently, the Lagrange multiplier $\lambda > 0$ associated with his bandwidth constraint. The total derivative of D w.r.t. λ equals $D_x dx/d\lambda + D_y dy/d\lambda$, which is positive if and only if $D_x/|D_y| < |dy/d\lambda|/|dx/d\lambda|$. The last condition is automatically satisfied if $D_x < 0$. If $D_x > 0$, then we deduce from (20) and (21) that $x > y$ and rewrite the last condition as

$$\underbrace{\frac{y(2xy^2 - x + y)}{x(2x^2y - y + x)}}_{\in(0,1)} < \frac{h(x) - h(y) + h'(y)(x + y)}{h(y) - h(x) + h'(x)(x + y)} \cdot \frac{h''(x)}{h''(y)}. \quad (27)$$

Condition (27) may or may not hold for functions that satisfy Assumption 2. It holds for $h_1(x) = x^2$, which, when plugged into the right-hand side of (27), sets the result equal to one. To construct a function that violates (27), fix any $x^* \in (0, 1)$ and any $\epsilon > 0$ that is arbitrarily small. Let α, β be such that $h_2(x) := \alpha x^{1+\epsilon} + \beta$ satisfies $h_1(x^* + \epsilon) = h_2(x^* + \epsilon)$ and $h'_1(x^* + \epsilon) = h'_2(x^* + \epsilon)$. Based on h_1 and h_2 , define a new function $h : [-1, 1] \rightarrow \mathbb{R}_+$ where $h(x) = h(-x)$, $h(x) = h_1(x)$ if $x \in [0, x^*]$, and $h(x) = h_2(x)$ if $x \in [x^* + \epsilon, 1]$. On $[x^*, x^* + \epsilon]$, let h be any function that satisfies $h' > 0$, $h'' > 0$, and smooth-pasting at $x = x^*$ and $x^* + \epsilon$, and we are done. \square

A.3 Proofs of theorems and propositions

Proof of Theorem 1 Write a_k^+ for $\Pi_k(R \mid \omega = 1)$ and a_k^- for $\Pi_k(R \mid \omega = -1)$.

Symmetry implies that

$$a_{-1}^+ = 1 - a_1^-, \quad a_1^+ = 1 - a_{-1}^-, \quad \text{and} \quad a_0^+ = 1 - a_0^-.$$

Write (x_k, y_k) for Π_k . Straightforward algebra shows that

$$a_k^+ = \frac{x_k(1 + y_k)}{x_k + y_k} \quad \text{and} \quad a_k^- = \frac{x_k(1 - y_k)}{x_k + y_k},$$

so

$$P_k := a_k^+ - a_k^- = \frac{2x_k y_k}{x_k + y_k} \quad \forall k \in \mathcal{K}$$

and

$$D := \mathbb{P}_{\Pi_k s}(z_{-1} \neq z_1 \mid a_h = 1) = \frac{1}{2} \sum_{\omega \in \Omega} \mathbb{P}(z_{-1} \neq z_1 \mid \omega) = 1 - \frac{2x_1 y_1 (1 + x_1 y_1)}{(x_1 + y_1)^2},$$

where the last equality can be obtained as follows:

$$\begin{aligned} & \mathbb{P}_{\Pi_k s}(z_{-1} \neq z_1 \mid \omega = 1) \\ &= a_{-1}^+ (1 - a_1^+) + (1 - a_{-1}^+) a_1^+ \\ &= (1 - a_1^-) a_{-1}^- + a_1^- (1 - a_{-1}^-) && (\because \text{symmetry}) \\ &= \mathbb{P}_{\Pi_k s}(z_{-1} \neq z_1 \mid \omega = -1) \\ &= (1 - a_1^-) (1 - a_1^+) + a_1^- a_1^+ && (\because \text{symmetry}) \\ &= 1 + 2a_1^- a_1^+ - (a_1^- + a_1^+) \\ &= 1 - \frac{2x_1 y_1 (1 + x_1 y_1)}{(x_1 + y_1)^2}. \end{aligned}$$

The remainder of the proof proceeds in three steps.

Step 1. Reduce ξ to model primitives. Recall that

$$\xi := \mathbb{P}_{\Pi_{k,s}}(\text{R wins re-election} \mid \omega = 1) - \mathbb{P}_{\Pi_{k,s}}(\text{R wins re-election} \mid \omega = -1).$$

Consider two cases: $f_0 \geq 1/2$ and $f_0 < 1/2$. In the first case, candidate R wins re-election if and only if voter 0's signal recommends R , so $\xi = P_0$. In the second case, candidate R wins re-election in two events: (i) voter ± 1 's signals both recommend R ; (ii) voter ± 1 's signals send conflicting recommendations, and voter 0's signal recommends R . The part of ξ that stems from event (i) equals

$$a_{-1}^+ a_1^+ - a_{-1}^- a_1^- = (1 - a_1^-) a_1^+ - (1 - a_1^+) a_1^- = a_1^+ - a_1^- := P_1.$$

The part of ξ that stems from event (ii) equals

$$\begin{aligned} & \mathbb{P}_{\Pi_{k,s}}(z_{-1} \neq z_1, z_0 = R \mid \omega = 1) - \mathbb{P}_{\Pi_{k,s}}(z_{-1} \neq z_1, z_0 = R \mid \omega = -1) \\ &= D a_0^+ - D a_0^- = D P_0. \end{aligned}$$

Summing up these two parts, we obtain $\xi = P_1 + D P_0$.

Step 2. Give conditions for accountability to arise in equilibrium. In case voters use $\Pi_{k,s}$, candidate R changes his re-election probability by the following amount as he increases his effort from low to high:

$$\begin{aligned} & \sum_{\omega \in \Omega} p_1(\omega) \mathbb{P}_{\Pi_{k,s}}(\text{R wins re-election} \mid \omega) - p_0(\omega) \mathbb{P}_{\Pi_{k,s}}(\text{R wins re-election} \mid \omega) \\ &= (p_1(1) - p_0(1)) \xi \end{aligned}$$

Thus, accountability is sustainable if and only if $(p_1(1) - p_0(1))\xi \geq c$ or, equivalently, $\xi \geq \hat{c}$.

Step 3. Solve for the degree of electoral selection. Without accountability, performance data carry no information about the incumbent's ability, which makes selection impossible. With accountability, the degree of electoral selection equals

$$\begin{aligned} & \frac{1}{2} \sum_{\omega \in \Omega} \mathbb{P}_{\Pi_k s} (R \text{ wins re-election} \mid \omega) \cdot \omega + \mathbb{P}_{\Pi_k s} (L \text{ wins election} \mid \omega) \cdot 0 \\ &= \frac{1}{2} [\mathbb{P}_{\Pi_k s} (R \text{ wins re-election} \mid \omega = 1) - \mathbb{P}_{\Pi_k s} (R \text{ wins re-election} \mid \omega = -1)] = \frac{\xi}{2}. \end{aligned}$$

□

Proof of Proposition 1 When $P_0 = 0$, $\xi = P_1 + D \cdot 0 = P_1$ and, hence, is decreasing in v_1 by Lemma 4. When $P_0 = 1$,

$$\xi = P_1 + D \cdot 1 = 1 - \frac{2x_1 y_1 (1 - x_1)(1 - y_1)}{(x_1 + y_1)^2},$$

where the last expression is maximized when $x_1 = 1$ (equivalently, when (x_1, y_1) is the most R -biased element of the level curve $\mathcal{C}(I_1)$ of the attention cost function). For intermediate values of P_0 , ξ can vary non-monotonically with v_1 as demonstrated by Example 1 in Section 3.4. Detailed algebra are omitted but are available upon request. □

Proofs of Propositions 2 and 3 The proofs follow immediately from Lemma 4 and are therefore omitted for brevity. □

A.4 Revisit Assumption 1(ii)

In this appendix, we verify that assuming Assumption 1(ii) is w.l.o.g.. We start off from an arbitrary finite space Ω (to avoid handling measure-theoretic issues) and use mutual information to measure the cost of paying attention. In the case of $a_h = 0$, ω s contain no information about the incumbent's ability θ and hence are ignored by voters. In the case of $a_h = 1$, each voter k faces a binary choice problem, and he cares about ω only through $\mathbb{E}[\theta \mid \omega, a_h = 1]$. Define $\omega' = \mathbb{E}[\theta \mid \omega, a_h = 1]$ and $\Omega' = \{\mathbb{E}[\theta \mid \omega, a_h = 1] : \omega \in \Omega\}$, and let p'_a be the probability mass function of ω' under effort level $a \in \{0, 1\}$. By Lemma 1 of Matějka and McKay (2015), any optimal personalized signal for voter k is a mapping $\Pi_k : \Omega' \rightarrow \Delta(\mathcal{Z}_k)$ from Ω' to some $\mathcal{Z}_k \subseteq \{L, R\}$, where each $z \in \mathcal{Z}_k$ constitutes a voting recommendation that voter k weakly obeys. Given Π_k s, accountability is sustainable if and only if

$$\sum_{\omega' \in \Omega'} (p'_1(\omega') - p'_0(\omega')) \mathbb{P}_{\Pi_k, s}(R \text{ wins re-election} \mid \omega') \geq c.$$

Thus in order to fully solve our model, it suffices to know ω' , p'_1 and p'_0 , which, if relabeled as ω , p_1 and p_0 , give rise to Assumption 1(ii). To complete the proof, notice that the above argument holds for any posterior-separable attention cost function as in Caplin and Dean (2013), because the part of Matějka and McKay (2015) we invoked exploits only the convexity of the entropy function.

B Continuous state distribution

In this appendix, we investigate an extension of the baseline model featuring a single voter and a continuum of performance states. Our goal is to demonstrate that the richness of the states, together with RI information acquisition, could generate subtle

impacts on electoral accountability and selection even in the representative paradigm.

Consider a variant of the baseline model where $\Omega = [-1, 1]$ and the performance state generated by an effort choice $a \in \{0, 1\}$ has a p.d.f. p_a that is positive almost everywhere. Let α denote the probability that the incumbent has ability h and $\bar{p} := \alpha p_1 + (1 - \alpha)p_0$ be the p.d.f. of the performance state in case $a_h = 1$. Suppose w.l.o.g. that $\omega = \mathbb{E}[\theta \mid \omega; a_h = 1]$. A single voter with horizontal preference parameter $-v \in (-1, 0)$ and bandwidth $I > 0$ can acquire any finite signal $\Pi : \Omega \rightarrow \Delta(\mathcal{Z})$ about ω . In case $a_h = 1$,

$$\pi_z = \int \omega \Pi(z \mid \omega) \bar{p}(\omega) d\omega$$

is the probability that the signal realization is z , and

$$\mu_z = \frac{\int \omega \Pi(z \mid \omega) \bar{p}(\omega) d\omega}{\int \Pi(z \mid \omega) \bar{p}(\omega) d\omega}$$

is the posterior mean of the performance state conditional on the signal realization being z . The expressive voting utility gain from using Π equals

$$\sum_{z \in \mathcal{Z}} \pi_z [-v + \mu_z]^+,$$

and the attention cost associated with acquiring Π is

$$I(\Pi) = H(\bar{p}) - \mathbb{E}_{\Pi}[H(\bar{p}(\cdot \mid \omega))]$$

where H denotes the entropy function. In the case where $H(\bar{p}) > I$, any solution to the voter's problem (10) must satisfy Lemma 2 by Matějka and McKay (2015). The

incentive power P generated by that solution equals

$$\int \Pi(R | \omega) (p_1(\omega) - p_0(\omega)) d\omega,$$

where $\Pi(R | \omega)$ will hereafter be written as $m(\omega)$.

With binary performance states, we established, in Lemma 4, that P is decreasing in v . The next example shows that with a continuum of performance states, P can increase rather than decrease with v .

Example 2. Suppose $h = 1$, $l = -1$, $\alpha = 1/2$, and $p_1(\omega) = (1 + \omega)/2$. From $\omega = \mathbb{E}[\theta | \omega, a_h = 1]$, it follows that $p_0(\omega)/p_1(\omega) = (h - \omega)/(\omega - l)$ and, hence, $p_0(\omega) = (1 - \omega)/2$, $\bar{p}(\omega) = 1/2$, and $P = \int \omega m(\omega) d\omega$. In the case where $I = .1$, solving P for $v = .24$ and $.25$ numerically yields $.13$ and $.14$, respectively. To develop intuition for why P could increase rather than decrease with v , note that when $v = .25$, the voter is biased towards candidate L and hence spends most of his attention on distinguishing whether ω is close to 1 or not. The resulting function m is flat and takes small values for most ω s but rises sharply as ω approaches 1.

As v decreases from $.25$ to $.24$, the voter becomes more moderate and so spends his attention more evenly on distinguishing the various states. This, together with the fact that his average propensity to vote for candidate R increases, implies that the function m takes a higher value on average but is flatter around $\omega \approx 1$ than in the previous case. Taking integration over ω , we obtain $P = \int \omega m(\omega) d\omega$. If the complementarity between ω and $m(\omega)$ is sufficiently strong around $\omega \approx 1$ in the first case, then P could and indeed increases as we raise v . ◇

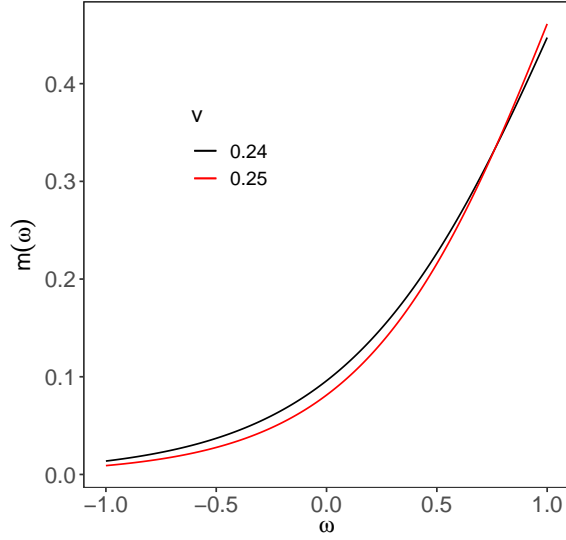


Figure 3: Plot $m(\omega)$ against ω : model parameters are as specified in the text.

C Correlated signals

In this appendix, we relax the assumption that signals must be conditionally independent across voters. Instead, we consider any joint signal distribution whose marginal distributions are as solved in Section 3. The next table tabulates the probabilities of the voting recommendation profiles in state $\omega = 1$ and $\omega = -1$, respectively.

| Prob. | LLL | RLL | LRL | LLR | RRL | LRR | RLR | RRR |
|---------------|-------|-------|-------|-------|-------|-------|-------|-------|
| $\omega = 1$ | a_8 | a_7 | a_6 | a_5 | a_4 | a_3 | a_2 | a_1 |
| $\omega = -1$ | b_8 | b_7 | b_6 | b_5 | b_4 | b_3 | b_2 | b_1 |

These probabilities must satisfy *feasibility*:

$$a_i, b_i \geq 0 \quad \forall i = 1, \dots, 8, \quad \sum_{i=1}^8 a_i = 1, \quad \text{and} \quad \sum_{i=1}^8 b_i = 1, \quad (28)$$

as well as *consistency*:

$$\begin{aligned}
a_1 + a_2 + a_3 + a_5 &= \Pi_1(R \mid \omega = 1) \\
a_1 + a_3 + a_4 + a_6 &= \Pi_0(R \mid \omega = 1) \\
a_1 + a_2 + a_3 + a_7 &= \Pi_{-1}(R \mid \omega = 1) \\
b_1 + b_2 + b_3 + b_5 &= \Pi_1(R \mid \omega = -1) \\
b_1 + b_3 + b_4 + b_6 &= \Pi_0(R \mid \omega = -1) \\
\text{and } b_1 + b_2 + b_3 + b_7 &= \Pi_{-1}(R \mid \omega = -1).
\end{aligned} \tag{29}$$

In the case where $f_0 < 1/2$, the societal incentive power generated by $\{a_i, b_i\}_{i=1}^8$ equals

$$a_1 + a_2 + a_3 + a_4 - (b_1 + b_2 + b_3 + b_4), \tag{30}$$

Maximizing the societal incentive power amounts to solving

$$\max_{\{a_i, b_i\}_{i=1}^8} (30) \text{ s.t. (28) and (29)}. \tag{31}$$

As demonstrated by the next example, the solution to (31) differs in general from the conditionally independent distribution.

Example 3. In the case where $I_k = .1 \forall k \in \mathcal{K}$, $v_1 = .24$, and $h(x) = x^2$, solving (31) numerically yields $a_1 = 0$, $a_2 = .024$, $a_3 = .296$, $a_4 = .633$, $a_5 = 0$, $a_6 = 0$, $a_7 = 0$, $a_8 = .0456$, $b_1 = .0456$, $b_2 = 0$, $b_3 = 0$, $b_4 = 0$, $b_5 = .633$, $b_6 = .296$, $b_7 = .024$, and $b_8 = 0$. The resulting societal incentive power equals .908, whereas the societal incentive power generated by the conditionally independent distribution equals .457.

◇

References

- ALLCOTT, H., AND M. GENTZKOW. (2017): “Social media and fake news in the 2016 election,” *Journal of Economic Perspectives*, 31(2), 211-236.
- ASHWORTH, S., AND E. BUENO DE MESQUITA. (2014): “Is voter competence good for voters?: Information, rationality, and democratic performance,” *American Political Science Review*, 108(3), 565-587.
- ATHEY, S., AND M. MOBIUS. (2012): “The impact of aggregators on Internet news consumption: The case of localization,” *Working Paper*.
- BERNHEIM, B. D., AND M. D. WHINSTON. (1986): “Common agency,” *Econometrica*, 54(4), 923-942.
- BESLEY, T., AND A. PRAT. (2006): “Handcuffs for the grabbing hand? Media capture and government accountability,” *American Economic Review*, 96(3), 720-736.
- BURKE, J. (2008): “Primetime spin: Media bias and belief confirming information,” *Journal of Economics and Management Strategy*, 17(3), 633-665.
- CALVERT, R. L. (1985): “The value of biased information: A rational choice model of political advice,” *Journal of Politics*, 47(2), 530-555.
- CAPLIN, A., AND M. DEAN. (2013): “Behavioral implications of rational inattention with Shannon entropy,” *NBER working paper*.
- (2015): “Revealed preference, rational inattention, and costly information acquisition,” *American Economic Review*, 105(7), 2183-2203.

- CARROLL D, J. KILEY, AND N. ASHEER. (2019): “In a politically polarized era, sharp divides in both partisan coalitions,” *Pew Research Center*, December 17.
- CHAN, J., AND W. SUEN. (2008): “A spatial theory of news consumption and electoral competition,” *Review of Economic Studies*, 75(3), 699-728.
- CHE, Y-K., AND K. MIERENDORFF. (2019): “Optimal dynamic allocation of attention,” *American Economic Review*, 109(8), 2993-3029.
- CHIOU, L., AND C. TUCKER. (2017): “Content aggregation by platforms: The case of the news media,” *Journal of Economics and Management Strategy*, 26, 782-805.
- DEAN, M., AND N. NELIGHZ. (2019): “Experimental tests of rational inattention,” *Working Paper*.
- DELLAVIGNA, S., AND M. GENTZKOW. (2010): “Persuasion: Empirical evidence,” *Annual Review of Economics*, 2, 643-669.
- DEWARTRIPONT, M., I. JEWITT, AND J. TIROLE (1999): “The economics of career concerns, Part I: Comparing information structures,” *Review of Economic Studies*, 66(1), 183-198.
- DUNAWAY, J. (2016): “Mobile vs. computer: Implications for news audiences and outlets,” *Shorenstein Center on Media, Politics and Public Policy*, August 30.
- DUGGAN, J., AND C. MARTINELLI. (2017): “The political economy of dynamic elections: Accountability, commitment, and responsiveness,” *Journal of Economic Literature*, 55(3), 916-984.
- EGOROV, G. (2009): “Political accountability under special interest politics,” *Working paper*.

- FIORINA, M. P., AND S. J. ABRAMS. (2008): “Political polarization in the American public,” *Annual Review of Political Science*, 11, 563-588.
- FLAXMAN, S., S. GOEL, AND J. M. RAO. (2016): “Filter bubbles, echo chambers and online news consumption,” *Public Opinion Quarterly*, 80(S1), 298-320.
- GENTZKOW, M. (2016): “Polarization in 2016,” *Working Paper*.
- HÉBERT, B., AND M. D. WOODFORD. (2017): “Rational inattention in continuous time,” *Working Paper*.
- HU, L., A. LI, AND I. SEGAL. (2019): “The politics of personalized news aggregation,” *arXiv:1910.11405 [econ.GN]*.
- HU, L., A. LI, AND X. TAN. (2021): “A rational inattention theory of echo chamber,” *arXiv:2104.10657 [econ.TH]*.
- KAMENICA, E., AND M. GENTZKOW. (2011): “Bayesian persuasion,” *American Economic Review*, 101(6), 2590-2615.
- KHALILA, F., D. MARTIMORT, AND B. PARIGIC. (2007): “Monitoring a common agent: Implications for financial contracting,” *Journal of Economic Theory*, 135, 35-67.
- MARTINELLI, C. (2006): “Would rational voters acquire costly information?,” *Journal of Economic Theory*, 129(1), 225-251.
- MAĆKOWIAK, B., F. MATĚJKA, AND M. WIEDERHOLT. (2018): “Rational inattention: A disciplined behavioral model,” *Working Paper*.

- MATĚJKA, F., AND A. MCKAY. (2015): “Rational inattention to discrete choices: A new foundation for the multinomial logit model,” *American Economic Review*, 105(1), 272-298.
- MATĚJKA, F., AND G. TABELLINI. (2020): “Electoral competition with rationally inattentive voters,” *Journal of European Economic Association*, jvaa042.
- MATSA, K. E., AND K. LU. (2016): “10 Facts about the changing digital news landscape,” *Pew Research Center*, September 14.
- MORRIS, S., AND P. STRACK. (2017): “The Wald problem and the equivalence of sequential sampling and static information costs,” *Working Paper*.
- OBAMA, B. (2017): “President Obama’s farewell address,” <https://obamawhitehouse.archives.gov/farewell>, Accessed 03/28/2019.
- PARISER, E. (2011): *The Filter Bubble: How the New Personalized Web Is Changing What We Read and How We Think*, New York, NY: Penguin Press.
- PETERS, M. (2001): “Common agency and the revelation principle,” *Econometrica*, 69(5), 1349-1372.
- PRAT, A., AND D. STRÖMBERG. (2013): “The Political Economy of Mass Media,” in *Advances in Economics and Econometrics: Theory and Applications, Tenth World Congress*, ed. by D. Acemoglu, M. Arellano, and E. Dekel.. Cambridge University Press.
- SHANNON, C. E. (1948): “A mathematical theory of communication,” *Bell Labs Technical Journal*, 27(3), 379-423.
- SIMS, C. A. (1998): “Stickiness,” *Carnegie-Rochester Conference Series on Public Policy*, 49(1), 317-356.

- (2003): “Implications of rational inattention,” *Journal of Monetary Economics*, 50(3), 665-690.
- SUNSTEIN, C. R. (2009): *Republic.com 2.0*, Princeton, NJ: Princeton University Press.
- TEIXEIRA, T. S. (2014): “The rising cost of consumer attention: Why you should care, and what you can do about it,” *Working Paper*.
- TROMBETTA, F. (2020): “When the light shines too much: Rational inattention and pandering,” *Journal of Public Economic Theory*, 22, 98-145.
- TSAKAS, E. (2019): “Robust scoring rules,” *Theoretical Economics*, 15, 955-987.
- YUKSEL, S. (2014): “Specialized learning and political polarization,” *Working Paper*.
- ZHONG, W. (2017): “Optimal dynamic information acquisition,” *Working Paper*.