

# Approximate Multiplication of Sparse Matrices with Limited Space

Yuanyu Wan

Lijun Zhang

*National Key Laboratory for Novel Software Technology  
Nanjing University, Nanjing 210023, China*

WANYY@LAMDA.NJU.EDU.CN

ZHANGLJ@LAMDA.NJU.EDU.CN

## Abstract

Approximate matrix multiplication with limited space has received ever-increasing attention due to the emergence of large-scale applications. Recently, based on a popular matrix sketching algorithm—frequent directions, previous work has introduced co-occurring directions (COD) to reduce the approximation error for this problem. Although it enjoys the space complexity of  $O((m_x + m_y)\ell)$  for two input matrices  $X \in \mathbb{R}^{m_x \times n}$  and  $Y \in \mathbb{R}^{m_y \times n}$  where  $\ell$  is the sketch size, its time complexity is  $O(n(m_x + m_y + \ell)\ell)$ , which is still very high for large input matrices. In this paper, we propose to reduce the time complexity by exploiting the sparsity of the input matrices. The key idea is to employ an approximate singular value decomposition (SVD) method which can utilize the sparsity, to reduce the number of QR decompositions required by COD. In this way, we develop sparse co-occurring directions, which reduces the time complexity to  $\tilde{O}((\text{nnz}(X) + \text{nnz}(Y))\ell + n\ell^2)$  in expectation while keeps the same space complexity as  $O((m_x + m_y)\ell)$ , where  $\text{nnz}(X)$  denotes the number of non-zero entries in  $X$ . Theoretical analysis reveals that the approximation error of our algorithm is almost the same as that of COD. Furthermore, we empirically verify the efficiency and effectiveness of our algorithm.

**Keywords:** Approximate Matrix Multiplication, Co-occurring Directions, Sparse Matrices

## 1. Introduction

Matrix multiplication refers to computing the product  $XY^T$  of two matrices  $X \in \mathbb{R}^{m_x \times n}$  and  $Y \in \mathbb{R}^{m_y \times n}$ , which is a fundamental task in many machine learning applications such as regression (Naseem et al., 2010; Cohen et al., 2015), online learning (Hazan et al., 2007; Chu et al., 2011), information retrieval (Eriksson-Bique et al., 2011) and canonical correlation analysis (Hotelling, 1936; Chen et al., 2015). Recently, the scales of data and models in these applications have increased dramatically, which results in very large data matrices. As a result, it requires unacceptable time and space to directly compute  $XY^T$  in the main memory. To reduce both time and space complexities, approximate matrix multiplication (AMM) with limited space, which can efficiently compute a good approximation of the matrix product, has been a substitute and received ever-increasing attention (Ye et al., 2016; Kuzborskij et al., 2019).

Given two large matrices  $X \in \mathbb{R}^{m_x \times n}$  and  $Y \in \mathbb{R}^{m_y \times n}$ , the goal of AMM with limited space is to find two small sketches  $B_X \in \mathbb{R}^{m_x \times \ell}$  and  $B_Y \in \mathbb{R}^{m_y \times \ell}$  such that  $B_X B_Y^T$  approximates  $XY^T$  well, where  $\ell \ll \min(m_x, m_y, n)$  is the sketch size. Traditionally, randomized techniques such as column selection (Drineas et al., 2006) and random projection (Sarlos, 2006; Magen and Zouzias, 2011; Cohen et al., 2015) have been utilized to develop lightweight

algorithms with the  $O(n(m_x + m_y)\ell)$  time complexity and  $O((m_x + m_y)\ell)$  space complexity for AMM, and yielded theoretical guarantees for the approximation error. Specifically, early studies (Drineas et al., 2006; Sarlos, 2006) focused on the Frobenius error, and achieved the following bound

$$\|XY^T - B_X B_Y^T\|_F \leq \epsilon \|X\|_F \|Y\|_F \quad (1)$$

with  $\ell = \tilde{O}(1/\epsilon^2)$ <sup>1</sup>. Later, two improvements (Magen and Zouzias, 2011; Cohen et al., 2015) established the following error bound measured by the spectral norm

$$\|XY^T - B_X B_Y^T\| \leq \epsilon \|X\| \|Y\| \quad (2)$$

with  $\ell = \tilde{O}((\text{sr}(X) + \text{sr}(Y))/\epsilon^2)$  where  $\text{sr}(X) = \frac{\|X\|_F^2}{\|X\|^2}$  is the stable rank of  $X$ .

However, their sketch size  $\ell$  has a quadratic dependence on  $1/\epsilon$ , which means that a large sketch size is required to ensure a small approximation error. To improve the dependence on  $1/\epsilon$ , recent studies (Ye et al., 2016; Mroueh et al., 2017) have extended a deterministic matrix sketching technique called frequent directions (FD) (Liberty, 2013; Ghashami and Phillips, 2014; Ghashami et al., 2016b) to AMM. Specifically, Ye et al. (2016) applied FD to  $[X; Y] \in \mathbb{R}^{(m_x + m_y) \times n}$  to generate  $B_X$  and  $B_Y$  such that

$$\|XY^T - B_X B_Y^T\| \leq (\|X\|_F^2 + \|Y\|_F^2) / \ell \quad (3)$$

which also requires the  $O(n(m_x + m_y)\ell)$  time complexity and  $O((m_x + m_y)\ell)$  space complexity. Furthermore, Mroueh et al. (2017) proposed a new algorithm named as co-occurring directions (COD) with the  $O((m_x + m_y)\ell)$  space complexity to generate  $B_X$  and  $B_Y$  such that

$$\|XY^T - B_X B_Y^T\| \leq 2\|X\|_F \|Y\|_F / \ell \quad (4)$$

which is slightly tighter than the error bound in (3). Compared with previous randomized methods, COD only requires  $\ell = 2\sqrt{\text{sr}(X)\text{sr}(Y)}/\epsilon$  to achieve the error bound in (2), which improves the dependence on  $1/\epsilon$  to be linear. However, the time complexity of COD is  $O(n(m_x + m_y + \ell)\ell)$ , which is still very high for large matrices.

In this paper, we exploit the sparsity of the input matrices to reduce the time complexity of COD. In many real applications, the sparsity is a common property for large matrices. For example, in information retrieval, the word-by-document matrix could contain less than 5% non-zero entries (Dhillon and Modha, 2001). In recommender systems, the user-item rating matrix could contain less than 7% non-zero entries (Zhang et al., 2017). The computational bottleneck of COD is to compute the QR decomposition  $O(n/\ell)$  times. We note that a similar bottleneck also exists in FD, which needs to compute SVD  $O(n/\ell)$  times. To make FD more efficient for sparse matrices, Ghashami et al. (2016a) utilized a randomized SVD algorithm named as simultaneous iteration (SI) (Musco and Musco, 2015) to reduce the number of exact SVD. Inspired by this work, we first develop boosted simultaneous iteration (BSI), which can efficiently perform a good decomposition for the product of two small sparse matrices with a sufficiently large probability. Then, we develop sparse co-occurring directions (SCOD) by employing BSI to reduce the number of QR decompositions required by COD. In this way, the time complexity is reduced to  $\tilde{O}((\text{nnz}(X) + \text{nnz}(Y))\ell + n\ell^2)$  in expectation. Moreover, we prove that the space complexity of our algorithm is still  $O((m_x + m_y)\ell)$ , and it enjoys almost the same error bound as that of COD.

---

1. We use the  $\tilde{O}$  notation to hide constant factors as well as polylogarithmic factors.

---

**Algorithm 1** Dense Shrinkage (DS)

---

```
1: Input:  $B_X \in \mathbb{R}^{m_x \times \ell'}$ ,  $B_Y \in \mathbb{R}^{m_y \times \ell'}$ 
2:  $Q_X, R_X = \text{QR}(B_X)$ 
3:  $Q_Y, R_Y = \text{QR}(B_Y)$ 
4:  $U, \Sigma, V = \text{SVD}(R_X R_Y^\top)$ 
5:  $\gamma = \sigma_{\ell'/2}(\Sigma)$ 
6:  $\tilde{\Sigma} = \max(\Sigma - \gamma I_{\ell'}, 0)$ 
7:  $B_X = Q_X U \sqrt{\tilde{\Sigma}}$ 
8:  $B_Y = Q_Y V \sqrt{\tilde{\Sigma}}$ 
9: return  $B_X, B_Y$ 
```

---

## 2. Preliminaries

In this section, we review necessary preliminaries about co-occurring directions and simultaneous iteration.

### 2.1 Co-occurring Directions

Co-occurring directions (Mroueh et al., 2017) is an extension of frequent directions (Liberty, 2013) for AMM. For brevity, the most critical procedures of COD are extracted and summarized in Algorithm 1, which is named as dense shrinkage (DS), where  $\sigma_x(A)$  is the  $x$ -th largest singular value of  $A$ . Given  $X \in \mathbb{R}^{m_x \times n}$  and  $Y \in \mathbb{R}^{m_y \times n}$ , COD first initializes  $B_X = 0_{m_x \times \ell}$  and  $B_Y = 0_{m_y \times \ell}$ . Then, it processes the  $i$ -th column of  $X$  and  $Y$  as follows

```
Insert  $X_i$  into a zero valued column of  $B_X$ 
Insert  $Y_i$  into a zero valued column of  $B_Y$ 
if  $B_X, B_Y$  have no zero valued column then
     $B_X, B_Y = \text{DS}(B_X, B_Y)$ 
end if
```

for  $i = 1, \dots, n$ . It is easy to verify that the space complexity of COD is only  $O((m_x + m_y)\ell)$ . However, it needs to compute the QR decomposition of  $B_X, B_Y$  and SVD of  $R_X R_Y^\top$  almost  $O(n/\ell)$  times, which implies that its time complexity is

$$O\left(\frac{n}{\ell}(m_x \ell^2 + m_y \ell^2 + \ell^3)\right) = O(n(m_x + m_y + \ell)\ell).$$

We will reduce the time complexity by utilizing the sparsity of the input matrices. Our key idea is to employ simultaneous iteration to reduce the number of QR decompositions and SVD.

### 2.2 Simultaneous Iteration

Simultaneous iteration (Musco and Musco, 2015) is a randomized algorithm for approximate SVD. Specifically, given a matrix  $A \in \mathbb{R}^{m_x \times m_y}$  and an error coefficient  $\epsilon$ , it performs the

---

**Algorithm 2** Simultaneous Iteration (SI)

---

- 1: **Input:**  $S_X \in \mathbb{R}^{m_x \times d}, S_Y \in \mathbb{R}^{m_y \times d}, \ell, 0 < \epsilon < 1$
  - 2:  $q = O(\log(m_x)/\epsilon), G \sim \mathcal{N}(0, 1)^{m_y \times \ell}$
  - 3:  $K = S_X(S_Y^T G)$
  - 4: **while**  $q > 0$  **do**
  - 5:    $K = S_X(S_Y^T(S_X^T K)), q = q - 1$
  - 6: **end while**
  - 7: Orthonormalize the columns of  $K$  to obtain  $Q$
  - 8: **return**  $Q, S_Y(S_X^T Q)$
- 

following procedures

$$\begin{aligned} q &= O(\log(m_x)/\epsilon), G \sim \mathcal{N}(0, 1)^{m_y \times \ell} \\ K &= (AA^T)^q AG \\ &\text{Orthonormalize the columns of } K \text{ to obtain } Q \end{aligned} \tag{5}$$

to generate an orthonormal matrix  $Q \in \mathbb{R}^{m_x \times \ell}$ , which enjoys the the following guarantee (Musco and Musco, 2015, Theorem 10).

**Theorem 1** *With probability 99/100, applying (5) to any matrix  $A \in \mathbb{R}^{m_x \times m_y}$  has*

$$\|A - QQ^T A\| \leq (1 + \epsilon)\sigma_{\ell+1}(A).$$

Note that some earlier studies (Rokhlin et al., 2009; Halko et al., 2011; Woodruff, 2014; Witten and Candès, 2014) have also analyzed this algorithm and achieved similar results. We will utilize SI to approximately decompose  $A = S_X S_Y^T$ , where  $S_X \in \mathbb{R}^{m_x \times d}, S_Y \in \mathbb{R}^{m_y \times d}, d \leq m = \max(m_x, m_y), \text{nnz}(S_X) \leq m\ell$  and  $\text{nnz}(S_Y) \leq m\ell$ . The detailed procedures are derived by substituting  $A = S_X S_Y^T$  into (5), and are summarized in Algorithm 2. Specifically, lines 3 to 6 in SI is designed to compute

$$K = (S_X S_Y^T S_X^T)^q S_X S_Y^T G$$

in  $O((\text{nnz}(S_X) + \text{nnz}(S_Y))\ell \log(m_x))$  time, which requires  $O((m_x + m_y + d)\ell)$  space. Line 7 in SI can be implemented by Gram-Schmidt orthogonalization or Householder reflections, which only requires  $O(m_x \ell^2)$  time and  $O(m_x \ell)$  space. So, the time complexity of SI is

$$O((\text{nnz}(S_X) + \text{nnz}(S_Y))\ell \log(m_x) + m_x \ell^2) \tag{6}$$

and its space complexity is only  $O(m\ell)$ , because of  $d \leq m = \max(m_x, m_y)$ . By comparison, decomposing  $S_X S_Y^T$  with DS requires  $O((m_x + m_y)d^2 + d^3)$  time and  $O(md)$  space, which is unacceptable for large  $d$  even if  $S_X$  and  $S_Y$  are very sparse.

### 3. Main Results

In this section, we first introduce a boosted version of simultaneous iteration, which is necessary for controlling the failure probability of our algorithm. Then, we describe our sparse co-occurring directions for AMM with limited space and its theoretical results. Finally, we provide a detailed space and runtime analysis of our algorithm.

---

**Algorithm 3** Boosted Simultaneous Iteration (BSI)

---

```
1: Input:  $S_X \in \mathbb{R}^{m_x \times d}, S_Y \in \mathbb{R}^{m_y \times d}, \ell, 0 < \delta < 1$ 
2: Initialization: persistent  $j = 0$  ( $j$  retains its value between invocations)
3:  $j = j + 1, p = \lceil \log(2j^2 \sqrt{m_x e} / \delta) \rceil$ 
4:  $\Delta = \frac{11}{10\ell} \sum_{i=1}^{\text{cols}(S_X)} \|S_{X,i}\|_2 \|S_{Y,i}\|_2$ 
5: while True do
6:    $C_X, C_Y = \text{SI}(S_X, S_Y, \ell, 1/10)$ 
7:    $C = (S_X S_Y^T - C_X C_Y^T) / \Delta$  ( $C$  is not computed)
8:    $\mathbf{x} \sim \mathcal{N}(0, 1)^{m_x \times 1}$ 
9:   if  $\|(CC^T)^p \mathbf{x}\|_2 \leq \|\mathbf{x}\|_2$  then
10:    return  $C_X, C_Y$ 
11:   end if
12: end while
```

---

### 3.1 Boosted Simultaneous Iteration

From previous discussions, in the simple case  $n \leq m = \max(m_x, m_y)$ ,  $\text{nnz}(X) \leq m\ell$  and  $\text{nnz}(Y) \leq m\ell$ , we can generate  $B_X$  and  $B_Y$  by performing

$$B_X, B_Y = \text{SI}(X, Y, \ell, 1/10).$$

According to Theorem 1, with probability 99/100

$$\|XY^T - B_X B_Y^T\| \leq \left(1 + \frac{1}{10}\right) \sigma_{\ell+1}(XY^T). \quad (7)$$

Although  $X$  and  $Y$  generally have more non-zero entries and columns, we could divide  $X$  and  $Y$  into several smaller matrices that satisfy the conditions of the above simple case, and repeatedly perform SI. However, in this way, the failure probability will increase linearly, where failure means that there exists a run of SI, after which the error between its input and output is unbounded. To reduce the failure probability, we need to verify whether the error between the input and output is bounded by a small value after each run of SI.

Ghashami et al. (2016a) has proposed an algorithm to verify the spectral norm of a symmetric matrix. Inspired by their algorithm, we propose boosted simultaneous iteration (BSI) as described in Algorithm 3, where  $\delta$  is the failure probability. Let  $S_X$  and  $S_Y$  be its two input matrices. In line 3 of BSI, we use  $j$  to record the number of invocations of BSI and set  $p = \lceil \log(2j^2 \sqrt{m_x e} / \delta) \rceil$ , where  $e$  is Euler's number. In line 4 of BSI, we set  $\Delta = \frac{11}{10\ell} \sum_{i=1}^{\text{cols}(S_X)} \|S_{X,i}\|_2 \|S_{Y,i}\|_2$ , where  $\text{cols}(S_X)$  denotes the column number of  $S_X$ . From lines 5 to 12 of BSI, we first utilize SI to generate  $C_X, C_Y$ , and then verify whether

$$\|(CC^T)^p \mathbf{x}\|_2 \leq \|\mathbf{x}\|_2 \quad (8)$$

holds, where  $C = (S_X S_Y^T - C_X C_Y^T) / \Delta$  and  $\mathbf{x}$  is drawn from  $\mathcal{N}(0, 1)^{m_x \times 1}$ . If so, we will return  $C_X, C_Y$ . Otherwise, we will rerun SI and repeat the verification process until it holds.

Note that the condition (8) is used to verify whether  $\|C\| > 2$ , and if  $C$  satisfies this condition, with high probability,  $\|C\| \leq 2$ . Specifically, we establish the following guarantee.

**Lemma 1** Assume that  $C_X, C_Y$  are returned by the  $j$ -th run of BSI, with probability at least  $1 - \frac{\delta}{2j^2}$ ,

$$\|S_X S_Y^T - C_X C_Y^T\| \leq 2\Delta$$

where  $\Delta = \frac{11}{10\ell} \sum_{i=1}^{\text{cols}(S_X)} \|S_{X,i}\|_2 \|S_{Y,i}\|_2$ .

Lemma 1 implies that the failure probability of bounding  $\|S_X S_Y^T - C_X C_Y^T\|$  decreases as the number of invocations of BSI increases, instead of keeping 1/100 for the naive SI, which is essential for our analysis.

### 3.2 Sparse Co-occurring Directions

To work with limited space and exploit the sparsity, we propose an efficient variant of COD for sparse matrices as follows.

Let  $X \in \mathbb{R}^{m_x \times n}$  and  $Y \in \mathbb{R}^{m_y \times n}$  be the two input matrices. In the beginning, we initialize  $B_X = 0_{m_x \times \ell}$  and  $B_Y = 0_{m_y \times \ell}$ , where  $\ell \ll \min(m_x, m_y, n)$ . Moreover, we initialize two empty buffer matrices as  $S_X = 0_{m_x \times 0}$  and  $S_Y = 0_{m_y \times 0}$ , which will be used to store the non-zero entries of  $X$  and  $Y$ . To avoid excessive space cost, the buffer matrices are deemed full when  $S_X$  or  $S_Y$  contains  $m\ell$  non-zero entries or  $m$  columns. For  $i = 1, \dots, n$ , after receiving  $X_i$  and  $Y_i$ , we store the non-zero entries of them in the buffer matrices as

$$S_X = [S_X, X_i], S_Y = [S_Y, Y_i].$$

Each time the buffer matrices become full, we first utilize BSI in Algorithm 3 to approximately decompose  $S_X S_Y^T$  as

$$C_X, C_Y = \text{BSI}(S_X, S_Y, \ell, \delta)$$

where  $C_X \in \mathbb{R}^{m_x \times \ell}$ ,  $C_Y \in \mathbb{R}^{m_y \times \ell}$  and  $\delta$  is the failure probability. Then, to merge  $C_X, C_Y$  into  $B_X, B_Y$ , we utilize DS in Algorithm 1 as follows

$$\begin{aligned} D_X &= [B_X, C_X], D_Y = [B_Y, C_Y] \\ B_X, B_Y &= \text{DS}(D_X, D_Y) \end{aligned}$$

where  $B_X \in \mathbb{R}^{m_x \times \ell}$ ,  $B_Y \in \mathbb{R}^{m_y \times \ell}$  are large enough to store the non-zero valued columns returned by DS. Finally, we reset the buffer matrices as

$$S_X = 0_{m_x \times 0}, S_Y = 0_{m_y \times 0}$$

and continue to process the remaining columns in the same way. The detailed procedures of our algorithm are summarized in Algorithm 4 and it is named as sparse co-occurring directions (SCOD).

Following Mroueh et al. (2017), we first bound the approximation error of our SCOD as follow.

**Theorem 2** Given  $X \in \mathbb{R}^{m_x \times n}$ ,  $Y \in \mathbb{R}^{m_y \times n}$ ,  $\ell \leq \min(m_x, m_y, n)$  and  $\delta \in (0, 1)$ , Algorithm 4 outputs  $B_X \in \mathbb{R}^{m_x \times \ell}$ ,  $B_Y \in \mathbb{R}^{m_y \times \ell}$  such that

$$\|XY^T - B_X B_Y^T\| \leq \frac{16\|X\|_F \|Y\|_F}{5\ell}$$

with probability at least  $1 - \delta$ .

---

**Algorithm 4** Sparse Co-occurring Directions (SCOD)

---

```
1: Input:  $X \in \mathbb{R}^{m_x \times n}, Y \in \mathbb{R}^{m_y \times n}, \ell, 0 < \delta < 1$ 
2: Initialization:  $B_X = 0_{m_x \times \ell}, B_Y = 0_{m_y \times \ell}, S_X = 0_{m_x \times 0}, S_Y = 0_{m_y \times 0}$ 
3: for  $i = 1, \dots, n$  do
4:    $S_X = [S_X, X_i], S_Y = [S_Y, Y_i]$ 
5:   if  $\text{nnz}(S_X) \geq \ell m$  or  $\text{nnz}(S_Y) \geq \ell m$  or  $\text{cols}(S_X) = m$  then
6:      $C_X, C_Y = \text{BSI}(S_X, S_Y, \ell, \delta)$ 
7:      $D_X = [B_X, C_X], D_Y = [B_Y, C_Y]$ 
8:      $B_X, B_Y = \text{DS}(D_X, D_Y)$ 
9:      $S_X = 0_{m_x \times 0}, S_Y = 0_{m_y \times 0}$ 
10:  end if
11: end for
12: return  $B_X, B_Y$ 
```

---

Compared with the error bound (4) of COD, the error bound of our SCOD only magnifies it by a small constant factor of 1.6. Furthermore, the following theorem shows that the output of SCOD can be used to compute a rank- $k$  approximation for  $XY^T$ .

**Theorem 3** Let  $B_X \in \mathbb{R}^{m_x \times \ell}, B_Y \in \mathbb{R}^{m_y \times \ell}$  be the output of Algorithm 4. Let  $k \leq \ell$  and  $\bar{U}, \bar{V}$  be the matrices whose columns are the top- $k$  left and right singular vectors of  $B_X B_Y^T$ . Let  $\pi_{\bar{U}(X)} = \bar{U} \bar{U}^T X$  and  $\pi_{\bar{V}(Y)} = \bar{V} \bar{V}^T Y$ . For  $\epsilon > 0$  and  $\ell \geq \frac{64 \sqrt{\text{sr}(X) \text{sr}(Y)}}{5\epsilon} \frac{\|X\| \|Y\|}{\sigma_{k+1}(XY^T)}$ , we have

$$\|XY^T - \pi_{\bar{U}(X)} \pi_{\bar{V}(Y)}^T\| \leq \sigma_{k+1}(XY^T)(1 + \epsilon) \quad (9)$$

with probability at least  $1 - \delta$ .

Mroueh et al. (2017) have proved that the output of COD enjoys (9) with

$$\ell \geq \frac{8 \sqrt{\text{sr}(X) \text{sr}(Y)}}{\epsilon} \frac{\|X\| \|Y\|}{\sigma_{k+1}(XY^T)}. \quad (10)$$

By contrast, the lower bound of  $\ell$  for our SCOD only magnifies the right term in (10) by a small constant factor of 1.6.

### 3.3 Space and Runtime Analysis

The total space complexity of our SCOD is only  $O(m\ell)$ , as explained below.

- $B_X, B_Y, S_X, S_Y, C_X, C_Y, D_X, D_Y$  maintained in Algorithm 4 only require  $O(m\ell)$  space.
- Because of the *if* conditions in SCOD, BSI invoked by Algorithm 4 only requires  $O(m\ell)$  space.
- Because of  $\text{cols}(D_X) = \text{cols}(D_Y) = 2\ell$ , DS invoked by Algorithm 4 only requires  $O(m\ell)$  space.

To analyze the expected runtime of SCOD, we first note that it is dominated by the cumulative runtime of BSI and DS that are invoked after each time the *if* statement in Algorithm 4 is triggered. Without loss of generality, we assume that the *if* statement is triggered  $s$  times in total. It is not hard to verify

$$s \leq \frac{\text{nnz}(X) + \text{nnz}(Y)}{m\ell} + \frac{n}{m}. \quad (11)$$

Because of  $\text{cols}(D_X) = \text{cols}(D_Y) = 2\ell$ , each run of DS requires  $O(m\ell^2)$  time. Therefore, the total time spent by invoking DS  $s$  times is

$$O(sm\ell^2) = O((\text{nnz}(X) + \text{nnz}(Y))\ell + n\ell^2). \quad (12)$$

Then, we further bound the expected cumulative runtime of BSI. It is not hard to verify that the runtime of BSI is dominated by the time spent by lines 6 and 9 in Algorithm 3. According to Theorem 1, after each execution of line 6 in Algorithm 3, with probability 99/100, we have

$$\begin{aligned} \|S_X S_Y^T - C_X C_Y^T\| &\leq (1 + \frac{1}{10})\sigma_{\ell+1}(S_X S_Y^T) \\ &\leq \frac{11}{10\ell} \|S_X S_Y^T\|_* \\ &\leq \frac{11}{10\ell} \sum_{i=1}^{\text{cols}(S_X)} \|S_{X,i} S_{Y,i}^T\|_* \\ &\leq \frac{11}{10\ell} \sum_{i=1}^{\text{cols}(S_X)} \|S_{X,i}\|_2 \|S_{Y,i}\|_2 \\ &= \Delta \end{aligned}$$

which implies  $\|(S_X S_Y^T - C_X C_Y^T)/\Delta\| \leq 1$ .

Combining with  $C = (S_X S_Y^T - C_X C_Y^T)/\Delta$ , we have

$$\|(CC^T)^p \mathbf{x}\|_2 \leq \|(CC^T)\|^p \|\mathbf{x}\|_2 \leq \|\mathbf{x}\|_2$$

with probability 99/100. Therefore, for Algorithm 3, the probability that  $C_X$  and  $C_Y$  generated by executing its line 6 satisfy the *if* condition in its line 9 is 99/100  $> 1/2$ . Hence, in each run of BSI, the expected number of executing lines 6 and 9 is at most 2.

Because of the *if* conditions in SCOD and the time complexity of SI in (6), each time executing line 6 in BSI requires

$$O((\text{nnz}(S_X) + \text{nnz}(S_Y))\ell \log(m_x) + m_x \ell^2)$$

time. Let  $S_X^t, S_Y^t$  denote the values of  $S_X, S_Y$  in the  $t$ -th execution of line 6 in Algorithm 4, where  $t = 1, \dots, s$ . Because of  $\sum_{t=1}^s \text{nnz}(S_X^t) = \text{nnz}(X)$  and  $\sum_{t=1}^s \text{nnz}(S_Y^t) = \text{nnz}(Y)$ , in expectation, the total time spent by executing line 6 in BSI is

$$O((\text{nnz}(X) + \text{nnz}(Y))\ell \log(m_x) + n\ell^2). \quad (13)$$



In the  $j$ -th run of BSI, each time executing its line 9 needs to compute  $\|(CC^T)^p \mathbf{x}\|_2$ , which requires  $O(m\ell p)$  time, because  $C = (S_X S_Y^T - C_X C_Y^T)/\Delta$  and  $S_X, S_Y, C_X, C_Y$  have less than  $O(m\ell)$  non-zero entries. Note that  $p = \lceil \log(2j^2 \sqrt{m_x \epsilon}/\delta) \rceil$ . So, in expectation, the total time spent by executing line 9 in BSI is

$$\sum_{j=1}^s O(m\ell \log(m_x j/\delta)) \leq O(sm\ell \log(m_x s/\delta)).$$

Finally, combining the above inequality, (11), (12) and (13), the expected runtime of SCOD is

$$O(N\ell \log(m_x) + n\ell^2 + (N + n\ell) \log(n/\delta))$$

where  $N = \text{nnz}(X) + \text{nnz}(Y)$ .

Note that there exist numerical softwares (e.g., Matlab), which provide highly optimized subroutine to efficiently compute the exact multiplication  $XY^T$ , if  $X$  and  $Y$  are sparse. However, they suffer a high space complexity of  $\text{nnz}(X) + \text{nnz}(Y) + \text{nnz}(XY^T)$  to operate  $X, Y$  and  $XY^T$  in the main memory, which is not applicable for large matrices when the memory space is limited. By contrast, the space complexity of our SCOD is only  $O(m\ell)$ .

## 4. Theoretical Analysis

In this section, we provide all the proofs.

### 4.1 Proof of Theorem 2

Without loss of generality, we assume that the *if* statement in Algorithm 4 is triggered  $s$  times in total.

To facilitate presentations, we use  $S_X^t, S_Y^t, C_X^t, C_Y^t, B_X^t, B_Y^t, D_X^t, D_Y^t, Q^t, Q_X^t, Q_Y^t, U^t, V^t, \Sigma^t, \tilde{\Sigma}^t, \gamma_t$  to denote the values of  $S_X, S_Y, C_X, C_Y, B_X, B_Y, D_X, D_Y, Q, Q_X, Q_Y, U, V, \Sigma, \tilde{\Sigma}, \gamma$  after the  $t$ -th execution of lines 6 to 8 in Algorithm 4, where  $t = 1, \dots, s$ .

Note that  $B_X$  and  $B_Y$  generated by Algorithm 4 are denoted by  $B_X^s$  and  $B_Y^s$ . To bound  $\|XY^T - B_X^s B_Y^{s,T}\|$ , we define

$$E_1 = XY^T - \sum_{t=1}^s C_X^t C_Y^{t,T}, E_2 = \sum_{t=1}^s C_X^t C_Y^{t,T} - B_X^s B_Y^{s,T}$$

where  $E_1 + E_2 = XY^T - B_X^s B_Y^{s,T}$ . By the triangular inequality, we have

$$\|XY^T - B_X^s B_Y^{s,T}\| = \|E_1 + E_2\| \leq \|E_1\| + \|E_2\|. \quad (14)$$

Hence, we will analyze  $\|E_1\|$  and  $\|E_2\|$ , respectively.

Combining Lemma 1 and the union bound, with probability  $1 - \sum_{j=1}^s \frac{\delta}{2j^2} \geq 1 - \delta$ , we have

$$\|S_X^t S_Y^{t,T} - C_X^t C_Y^{t,T}\| \leq \frac{11}{5\ell} \sum_{i=1}^{\text{cols}(S_X^t)} \|S_{X,i}^t\|_2 \|S_{Y,i}^t\|_2 \quad (15)$$

for all  $t = 1, \dots, s$ . Therefore, with probability at least  $1 - \delta$ , we have

$$\begin{aligned}
\|E_1\| &= \left\| \sum_{t=1}^s S_X^t S_Y^{t,T} - \sum_{t=1}^s C_X^t C_Y^{t,T} \right\| \\
&\leq \sum_{t=1}^s \left\| S_X^t S_Y^{t,T} - C_X^t C_Y^{t,T} \right\| \\
&\leq \frac{11}{5\ell} \sum_{t=1}^s \sum_{i=1}^{\text{cols}(S_X^t)} \|S_{X,i}^t\|_2 \|S_{Y,i}^t\|_2 \\
&= \frac{11}{5\ell} \sum_{i=1}^n \|X_i\|_2 \|Y_i\|_2 \\
&\leq \frac{11}{5\ell} \sqrt{\sum_{i=1}^n \|X_i\|_2^2} \sqrt{\sum_{i=1}^n \|Y_i\|_2^2} \\
&\leq \frac{11}{5\ell} \|X\|_F \|Y\|_F
\end{aligned} \tag{16}$$

where the second inequality is due to (15) and the third inequality is due to Cauchy-Schwarz inequality.

Then, for  $\|E_2\|$ , we have

$$\begin{aligned}
\|E_2\| &= \left\| \sum_{t=1}^s C_X^t C_Y^{t,T} + \sum_{t=1}^s \left( B_X^{t-1} B_Y^{t-1,T} - B_X^t B_Y^{t,T} \right) \right\| \\
&= \left\| \sum_{t=1}^s \left( D_X^t D_Y^{t,T} - B_X^t B_Y^{t,T} \right) \right\| \\
&\leq \sum_{t=1}^s \left\| D_X^t D_Y^{t,T} - B_X^t B_Y^{t,T} \right\|.
\end{aligned}$$

According to Algorithms 4 and 1, we have

$$\left\| D_X^t D_Y^{t,T} - B_X^t B_Y^{t,T} \right\| = \left\| \Sigma^t - \tilde{\Sigma}^t \right\|$$

which further implies that

$$\|E_2\| \leq \sum_{t=1}^s \left\| \Sigma^t - \tilde{\Sigma}^t \right\| \leq \sum_{t=1}^s \gamma_t. \tag{17}$$

Now we need to upper bound  $\sum_{t=1}^s \gamma_t$  with properties of  $X$  and  $Y$ . First, we have

$$\begin{aligned}
\left\| B_X^s B_Y^{s,T} \right\|_* &= \sum_{t=1}^s \left( \left\| B_X^t B_Y^{t,T} \right\|_* - \left\| B_X^{t-1} B_Y^{t-1,T} \right\|_* \right) \\
&= \sum_{t=1}^s \left( \left\| D_X^t D_Y^{t,T} \right\|_* - \left\| B_X^{t-1} B_Y^{t-1,T} \right\|_* \right) \\
&\quad - \sum_{t=1}^s \left( \left\| D_X^t D_Y^{t,T} \right\|_* - \left\| B_X^t B_Y^{t,T} \right\|_* \right)
\end{aligned}$$

where  $\|A\|_*$  denotes the nuclear norm of any matrix  $A$ . According to Algorithms 4 and 1, it is not hard to verify that

$$\left\|D_X^t D_Y^{t,T}\right\|_* = \text{tr}(\Sigma^t) \text{ and } \left\|B_X^t B_Y^{t,T}\right\|_* = \text{tr}(\tilde{\Sigma}^t).$$

Then, we have

$$\begin{aligned} \left\|B_X^s B_Y^{s,T}\right\|_* &\leq \sum_{t=1}^s \left( \left\|D_X^t D_Y^{t,T}\right\|_* - \left\|B_X^{t-1} B_Y^{t-1,T}\right\|_* \right) - \sum_{t=1}^s \left( \text{tr}(\Sigma^t) - \text{tr}(\tilde{\Sigma}^t) \right) \\ &\leq \sum_{t=1}^s \left( \left\|D_X^t D_Y^{t,T}\right\|_* - \left\|B_X^{t-1} B_Y^{t-1,T}\right\|_* \right) - \sum_{t=1}^s \ell \gamma_t \\ &\leq \sum_{t=1}^s \left\|D_X^t D_Y^{t,T} - B_X^{t-1} B_Y^{t-1,T}\right\|_* - \sum_{t=1}^s \ell \gamma_t \\ &= \sum_{t=1}^s \left\|C_X^t C_Y^{t,T}\right\|_* - \sum_{t=1}^s \ell \gamma_t. \end{aligned}$$

Furthermore, we have

$$\begin{aligned} \sum_{t=1}^s \gamma_t &\leq \frac{1}{\ell} \left( \sum_{t=1}^s \left\|C_X^t C_Y^{t,T}\right\|_* - \left\|B_X^s B_Y^{s,T}\right\|_* \right) \\ &\leq \frac{1}{\ell} \sum_{t=1}^s \left\|Q^t Q^{t,T} S_X^t S_Y^{t,T}\right\|_* \leq \frac{1}{\ell} \sum_{i=1}^s \left\|S_X^t S_Y^{t,T}\right\|_* \\ &= \frac{1}{\ell} \sum_{t=1}^s \left\| \sum_{i=1}^{\text{cols}(S_X^t)} S_{X,i}^t S_{Y,i}^{t,T} \right\|_* \\ &\leq \frac{1}{\ell} \sum_{t=1}^s \sum_{i=1}^{\text{cols}(S_X^t)} \left\|S_{X,i}^t S_{Y,i}^{t,T}\right\|_* \\ &\leq \frac{1}{\ell} \sum_{t=1}^s \sum_{i=1}^{\text{cols}(S_X^t)} \|S_{X,i}^t\|_2 \|S_{Y,i}^t\|_2 \\ &= \frac{1}{\ell} \sum_{i=1}^n \|X_i\|_2 \|Y_i\|_2 \\ &\leq \frac{1}{\ell} \sqrt{\sum_{i=1}^n \|X_i\|_2^2} \sqrt{\sum_{i=1}^n \|Y_i\|_2^2} \\ &\leq \frac{1}{\ell} \|X\|_F \|Y\|_F \end{aligned} \tag{18}$$

where the sixth inequality is due to Cauchy-Schwarz inequality. Combining with (14), (16), (17) and (18), we complete this proof.

## 4.2 Proof of Theorem 3

Note that the proof of Theorem 3 in [Mroueh et al. \(2017\)](#) has already shown

$$\|XY^T - \pi_{\bar{U}}(X)\pi_{\bar{V}}(Y)^T\| \leq 4\|XY^T - B_X B_Y^T\| + \sigma_{k+1}(XY^T).$$

Therefore, combining with our Theorem 2, with probability at least  $1 - \delta$ , we have

$$\begin{aligned} \|XY^T - \pi_{\bar{U}}(X)\pi_{\bar{V}}(Y)^T\| &\leq 4\|XY^T - B_X B_Y^T\| + \sigma_{k+1}(XY^T) \\ &\leq \frac{64\|X\|_F\|Y\|_F}{5\ell} + \sigma_{k+1}(XY^T) \\ &\leq \sigma_{k+1}(XY^T) \left( 1 + \frac{64\sqrt{\text{sr}(X)\text{sr}(Y)}}{5\ell} \frac{\|X\|\|Y\|}{\sigma_{k+1}(XY^T)} \right) \\ &\leq \sigma_{k+1}(XY^T)(1 + \epsilon). \end{aligned}$$

## 4.3 Proof of Lemma 1

In this proof, we analyze the properties of  $C_X$  and  $C_Y$  that are returned by the  $j$ -th run of Algorithm 3. First, we introduce the following lemma.

**Lemma 2** Let  $\mathbf{x} = (x_1, x_2, \dots, x_{m_x}) \sim \mathcal{N}(0, 1)^{m_x \times 1}$ ,  $\mathbf{e}_1 = (1, 0, \dots, 0) \in \mathbb{R}^{m_x}$ ,  $0 < \delta < 1$ ,

$$\Pr \left[ |\mathbf{e}_1^T \mathbf{x}| \leq \frac{\delta}{\sqrt{m_x e}} \|\mathbf{x}\|_2 \right] \leq \delta.$$

Let  $U = [\mathbf{u}_1, \dots, \mathbf{u}_{m_x}]$  denote the left singular matrix of

$$C = (S_X S_Y^T - C_X C_Y^T) / \Delta$$

where  $UU^T = U^T U = I_{m_x}$ . Because of  $p = \lceil \log(2j^2 \sqrt{m_x e} / \delta) \rceil$ , if  $\|C\| > 2$ , we have

$$\|(CC^T)^p \mathbf{x}\|_2 > |\mathbf{u}_1^T \mathbf{x}| 4^p > \|\mathbf{x}\|_2$$

as long as  $|\mathbf{u}_1^T \mathbf{x}| > \frac{\delta}{2j^2 \sqrt{m_x e}} \|\mathbf{x}\|_2$ . Note that

$$\begin{aligned} \Pr \left[ |\mathbf{u}_1^T \mathbf{x}| \leq \frac{\delta}{2j^2 \sqrt{m_x e}} \|\mathbf{x}\|_2 \right] &= \Pr \left[ |\mathbf{u}_1^T U U^T \mathbf{x}| \leq \frac{\delta}{2j^2 \sqrt{m_x e}} \|U^T \mathbf{x}\|_2 \right] \\ &= \Pr \left[ |\mathbf{e}_1^T U^T \mathbf{x}| \leq \frac{\delta}{2j^2 \sqrt{m_x e}} \|U^T \mathbf{x}\|_2 \right] \\ &\leq \delta / 2j^2 \end{aligned}$$

where the inequality is due to the fact  $U^T \mathbf{x} \sim \mathcal{N}(0, 1)^{m_x \times 1}$  and Lemma 2. Therefore, when  $\|C\| > 2$ , we have

$$\Pr [\|(CC^T)^p \mathbf{x}\|_2 \leq \|\mathbf{x}\|_2] \leq \delta / 2j^2.$$

Hence, if  $\|C\| > 2$  but  $\|(CC^T)^p \mathbf{x}\|_2 \leq \|\mathbf{x}\|_2$ , we will have

$$\|S_X S_Y^T - C_X C_Y^T\| > \frac{11 \sum_{i=1}^{\text{cols}(S_X)} \|S_{X,i}\|_2 \|S_{Y,i}\|_2}{5\ell}$$

the probability of which is at most  $\delta / 2j^2$ . We complete this proof.

#### 4.4 Proof of Lemma 2

Let  $c = \frac{\delta}{\sqrt{m_x e}}$  and  $\lambda = \frac{1-m_x c^2}{2m_x c^2(1-c^2)} > 0$ , we have

$$\begin{aligned}
\Pr [|\mathbf{e}_1^T \mathbf{x}| \leq c \|\mathbf{x}\|_2] &= \Pr \left[ (c^2 - 1)x_1^2 + c^2 \sum_{i=2}^{m_x} x_i^2 \geq 0 \right] \\
&= \Pr \left[ e^{\lambda(c^2-1)x_1^2 + \lambda c^2 \sum_{i=2}^{m_x} x_i^2} \geq 1 \right] \\
&\leq \mathbb{E} \left[ e^{\lambda(c^2-1)x_1^2 + \lambda c^2 \sum_{i=2}^{m_x} x_i^2} \right] \\
&= \mathbb{E} \left[ e^{\lambda(c^2-1)x_1^2} \right] \prod_{i=2}^{m_x} \mathbb{E} \left[ e^{\lambda c^2 x_i^2} \right] \\
&\leq (1 - 2\lambda(c^2 - 1))^{-1/2} (1 - 2\lambda c^2)^{-(m_x-1)/2} \\
&= \sqrt{m_x} c \left( 1 + \frac{1}{m_x - 1} \right)^{\frac{m_x-1}{2}} (1 - c^2)^{\frac{m_x-1}{2}} \\
&\leq \sqrt{m_x e} c \\
&= \delta
\end{aligned}$$

where the first inequality is due to Markov inequality, the second inequality is due to  $\mathbb{E} \left[ e^{s x_i^2} \right] = \frac{1}{\sqrt{1-2s}}$  for  $i = 1, \dots, m_x$  and any  $s < 1/2$  and the third inequality is due to  $(1 + 1/x)^x \leq e$  for any  $x > 0$ .

## 5. Experiments

In this section, we perform numerical experiments to verify the efficiency and effectiveness of our SCOD.

### 5.1 Datasets

We conduct experiments on two synthetic datasets and two real datasets: NIPS conference papers<sup>2</sup> (Perrone et al., 2017) and MovieLens 10M<sup>3</sup>. Each dataset consists of two sparse matrices  $X \in \mathbb{R}^{m_x \times n}$  and  $Y \in \mathbb{R}^{m_y \times n}$ . The synthetic datasets are randomly generated with sprand, which is a built-in function of Matlab. Specifically, we first generate a low-rank dataset by setting

$$\begin{aligned}
X &= \text{sprand}(1e3, 1e4, 0.01, \mathbf{r}) \\
Y &= \text{sprand}(2e3, 1e4, 0.01, \mathbf{r})
\end{aligned}$$

where  $\mathbf{r} = [400, 399, \dots, 1] \in \mathbb{R}^{400}$ , which ensures that  $X \in \mathbb{R}^{1e3 \times 1e4}$  and  $Y \in \mathbb{R}^{2e3 \times 1e4}$  only contain 1% non-zero entries and their non-zero singular values are equal to  $\mathbf{r}$ . With the same  $\mathbf{r}$ , a noisy low-rank dataset is generated by adding a sparse noise to the above low-rank matrices as

$$\begin{aligned}
X &= \text{sprand}(1e3, 1e4, 0.01, \mathbf{r}) + \text{sprand}(1e3, 1e4, 0.01) \\
Y &= \text{sprand}(2e3, 1e4, 0.01, \mathbf{r}) + \text{sprand}(2e3, 1e4, 0.01)
\end{aligned}$$

2. <https://archive.ics.uci.edu/ml/datasets/NIPS+Conference+Papers+1987-2015>

3. <https://grouplens.org/datasets/movielens/10m/>

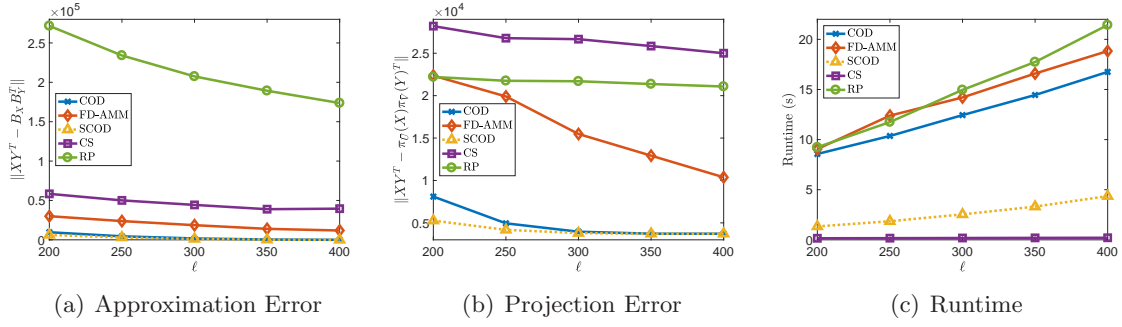


Figure 1: Experimental results among different sketch size on the low-rank dataset.

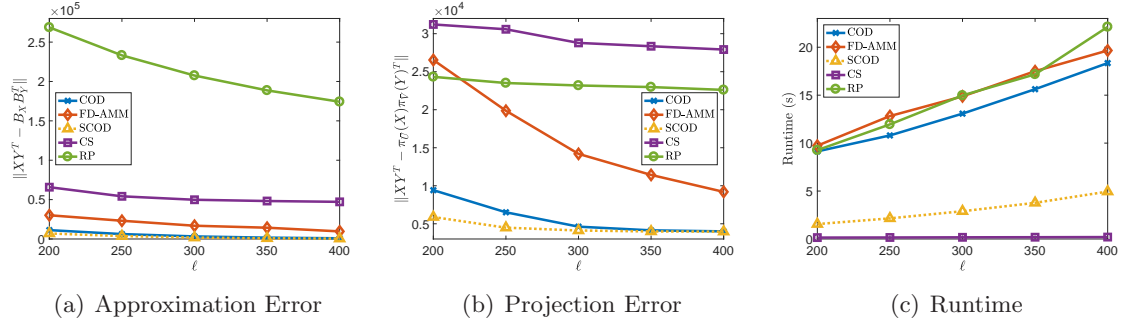


Figure 2: Experimental results among different sketch size on the noisy low-rank dataset.

where  $X$  and  $Y$  contain less than 2% non-zero entries.

Moreover, NIPS conference papers dataset is originally a  $11463 \times 5811$  word-by-document matrix  $M$ , which contains the distribution of words in 5811 papers published between the years 1987 and 2015. In our experiment, let  $X^T$  be the first 2905 columns of  $M$ , and let  $Y^T$  be the others. Therefore, the product  $XY^T$  reflects the similarities between two sets of papers. Similarly, MovieLens 10M dataset is originally a  $69878 \times 10677$  user-item rating matrix  $M$ . We also let  $X^T$  be the first 5338 columns of  $M$  and  $Y^T$  be the others.

## 5.2 Baselines and Setting

We first show that our SCOD can match the accuracy of COD, and significantly reduce the runtime of COD for sparse matrices. Moreover, we compare SCOD against other baselines for AMM with limited space including FD-AMM (Ye et al., 2016), column selection (CS) (Drineas et al., 2006) and random projection (RP) (Sarlos, 2006). In the previous sections, to control the failure probability of SCOD, we have used BSI in line 6 of Algorithm 4. However, in practice, we find that directly utilizing SI is enough to ensure the accuracy of SCOD. Therefore, in the experiments, we implement SCOD by replacing the original line 6 of Algorithm 4 with

$$C_X, C_Y = \text{SI}(S_X, S_Y, \ell, 1/10).$$

Note that a similar strategy has also been adopted by Ghashami et al. (2016a) in the implementation of sparse frequent directions (SFD).

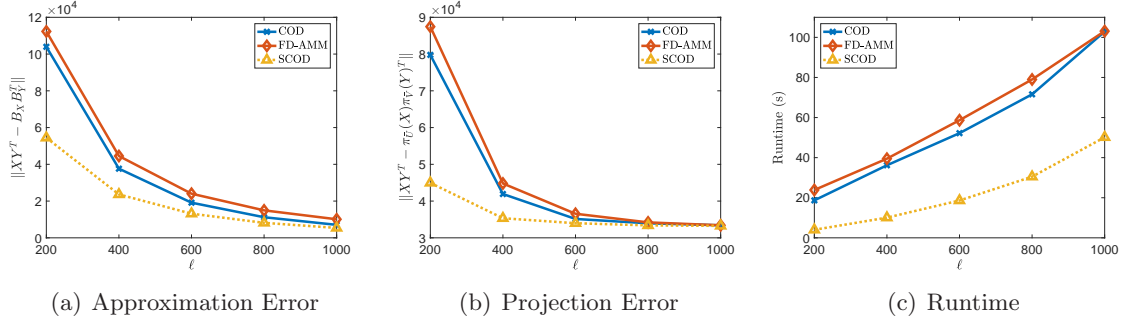


Figure 3: Experimental results among different sketch size on NIPS conference papers dataset.

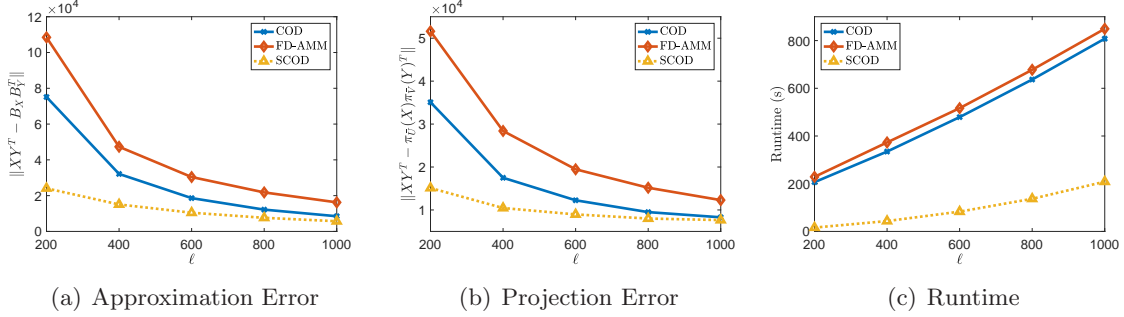


Figure 4: Experimental results among different sketch size on MovieLens 10M dataset.

In all experiments, each algorithm will receive two matrices  $X \in \mathbb{R}^{m_x \times n}$  and  $Y \in \mathbb{R}^{m_y \times n}$ , and then output two matrices  $B_X \in \mathbb{R}^{m_x \times \ell}$  and  $B_Y \in \mathbb{R}^{m_y \times \ell}$ . We adopt the approximation error  $\|XY^T - B_X B_Y^T\|$  and the projection error  $\|XY^T - \pi_{\bar{U}}(X) \pi_{\bar{V}}(Y)^T\|$  to measure the accuracy of each algorithm, where  $\bar{U} \in \mathbb{R}^{m_x \times k}$ ,  $\bar{V} \in \mathbb{R}^{m_y \times k}$  and we set  $k = 200$ . Furthermore, we report the runtime of each algorithm to verify the efficiency of our SCOD. Because of the randomness of SCOD, CS and RP, we report the average results over 50 runs.

### 5.3 Results

Fig. 1 and 2 show the results of different algorithms among different  $\ell$  on the synthetic datasets. First, from the comparison of runtime, we find that our SCOD is significantly faster than COD, FD-AMM and RP among different  $\ell$ . Moreover, with the increase of  $\ell$ , the runtime of our SCOD increases more slowly than that of COD, FD-AMM and RP, which verifies the time complexity of our SCOD. Although CS is faster than our SCOD, its accuracy is far worse than that of our SCOD. Second, in terms of approximation error and projection error, our SCOD matches or improves the performance of COD among different  $\ell$ . The improvement may be due to the fact that our SCOD performs fewer shrinkage than COD, which is the source of error. We note that a similar result happened in the comparison between FD and SFD by Ghahami et al. (2016a). Third, our SCOD outperforms other

baselines including FD-AMM, CS and RP. Fig. 3 and 4 show the results of SCOD, COD and FD-AMM among different  $\ell$  on the real datasets. The results of CS and RP are omitted, because they are much worse than SCOD, COD and FD-AMM. We again find that our SCOD is faster than COD and FD-AMM, and achieves better performance among different  $\ell$ .

## 6. Conclusions

In this paper, we propose SCOD to reduce the time complexity of COD for approximate multiplication of sparse matrices with the  $O((m_x + m_y + \ell)\ell)$  space complexity. In expectation, the time complexity of our SCOD is  $\tilde{O}((\text{nnz}(X) + \text{nnz}(Y))\ell + n\ell^2)$ , which is much tighter than  $O(n(m_x + m_y + \ell)\ell)$  of COD for sparse matrices. Furthermore, the theoretical guarantee of our algorithm is almost the same as that of COD up to a constant factor. Experiments on both synthetic and real datasets demonstrate the advantage of our SCOD for handling sparse matrices.

## References

- Xi Chen, Han Liu, and Jaime G. Carbonell. Structured sparse canonical correlation analysis. In *Proceedings of the 15th International Conference on Artificial Intelligence and Statistics*, pages 199–207, 2015.
- Wei Chu, Lihong Li, Lev Reyzin, and Robert E. Schapire. Contextual bandits with linear payoff functions. In *Proceedings of the 14th International Conference on Artificial Intelligence and Statistics*, pages 208–214, 2011.
- Michael B. Cohen, Jelani Nelson, and David P. Woodruff. Optimal approximate matrix product in terms of stable rank. *arXiv:1507.02268*, 2015.
- Inderjit S. Dhillon and Dharmendra S. Modha. Concept decompositions for large sparse text data using clustering. *Machine learning*, 42:143–175, 2001.
- Petros Drineas, Ravi Kannan, and Michael W. Mahoney. Fast Monte Carlo algorithms for matrices I: Approximating matrix multiplication. *SIAM Journal on Computing*, 36(1): 132–157, 2006.
- Sylvester Eriksson-Bique, Mary Solbrig, Michael Stefanelli, Sarah Warkentin, Ralph Abbey, and Ilse C. F. Ipsen. Importance sampling for a Monte Carlo matrix multiplication algorithm, with application to information retrieval. *SIAM Journal on Scientific Computing*, 33(4):1689–1706, 2011.
- Mina Ghashami and Jeff M. Phillips. Relative errors for deterministic low-rank matrix approximations. In *Proceedings of the 25th Annual ACM-SIAM Symposium on Discrete Algorithms*, pages 707–717, 2014.
- Mina Ghashami, Edo Liberty, and Jeff M. Phillips. Efficient frequent directions algorithm for sparse matrices. In *Proceedings of the 22nd ACM SIGKDD International Conference on Knowledge Discovery and Data Mining*, pages 845–854, 2016a.



- Mina Ghashami, Edo Liberty, Jeff M. Phillips, and David P. Woodruff. Frequent directions: Simple and deterministic matrix sketching. *SIAM Journal on Computing*, 45(5):1762–1792, 2016b.
- Nathan Halko, Per-Gunnar Martinsson, and Joel A. Tropp. Finding structure with randomness: Probabilistic algorithms for constructing approximate matrix decompositions. *SIAM Review*, 53(2):217–288, 2011.
- Elad Hazan, Amit Agarwal, and Satyen Kale. Logarithmic regret algorithms for online convex optimization. *Machine Learning*, 69(2):169–192, 2007.
- Harold Hotelling. Relations between two sets of variate. *Biometrika*, 28:321–377, 1936.
- Ilja Kuzborskij, Leonardo Cella, and Nicolò Cesa-Bianchi. Efficient linear bandits through matrix sketching. In *Proceedings of the 22nd International Conference on Artificial Intelligence and Statistics*, pages 177–185, 2019.
- Edo Liberty. Simple and deterministic matrix sketching. In *Proceedings of the 19th ACM SIGKDD International Conference on Knowledge Discovery and Data Mining*, pages 581–588, 2013.
- Avner Magen and Anastasios Zouzias. Low rank matrix-valued Chernoff bounds and approximate matrix multiplication. In *Proceedings of the 22nd Annual ACM-SIAM Symposium on Discrete Algorithms*, pages 1422–1436, 2011.
- Youssef Mroueh, Etienne Marcheret, and Vaibhava Goel. Co-occurring directions sketching for approximate matrix multiply. In *Proceedings of the 20th International Conference on Artificial Intelligence and Statistics*, pages 567–575, 2017.
- Cameron Musco and Christopher Musco. Randomized block krylov methods for stronger and faster approximate singular value decomposition. In *Advances in Neural Information Processing Systems 28*, pages 1396–1404, 2015.
- Imran Naseem, Roberto Togneri, and Mohammed Bennamoun. Linear regression for face recognition. *IEEE Transactions on Pattern Analysis and Machine Intelligence*, 32(11):2106–2112, 2010.
- Valerio Perrone, Paul A. Jenkins, Dario Spanó, and Yee Whye Teh. Poisson random fields for dynamic feature models. *Journal of Machine Learning Research*, 18:1–45, 2017.
- Vladimir Rokhlin, Arthur Szlam, and Mark Tygert. A randomized algorithm for principal component analysis. *SIAM Journal on Matrix Analysis and Applications*, 31(3):1100–1124, 2009.
- Tamas Sarlos. Improved approximation algorithms for large matrices via random projections. In *Proceedings of the 47th Annual IEEE Symposium on Foundations of Computer Science*, pages 1–10, 2006.
- Rafi Witten and Emmanuel J. Candès. Randomized algorithms for low-rank matrix factorizations: Sharp performance bounds. *Algorithmica*, 31(3):1–18, 2014.

- David P. Woodruff. Sketching as a tool for numerical linear algebra. *Foundations and Trends in Machine Learning*, 10(1–2):1–157, 2014.
- Qiaomin Ye, Luo Luo, and Zhihua Zhang. Frequent direction algorithms for approximate matrix multiplication with applications in CCA. In *Proceedings of the 25th International Joint Conference on Artificial Intelligence*, pages 2301–2307, 2016.
- Shuai Zhang, Lina Yao, and Xiwei Xu. AutoSVD++: An efficient hybrid collaborative filtering model via contractive auto-encoders. In *Proceedings of the 40th International ACM SIGIR Conference on Research and Development in Information Retrieval*, pages 957–960, 2017.