

A Survey of Deep Learning Architectures for Intelligent Reflecting Surfaces

Ahmet M. Elbir and Kumar Vijay Mishra

Abstract—Deep learning (DL) has ignited a great research interest in the communications and signal processing society for system design in the physical layer of the wireless communications. DL is particularly advantageous for its model-free nature to provide an efficient way solving the complex and computationally intractable problems. Thus, DL-based works has adopted for the design of next generation communication systems, where intelligent reflecting surfaces (IRSs) are envisioned to be a promising tool due to its hardware efficiency. This article provides an overview of recent advances in the development of DL architectures for IRS-assisted wireless systems. We systematically investigate the DL models for the physical layer design problems, such as signal detection, channel estimation and beamforming. A comprehensive analysis is provided for the advantages and the drawbacks of the DL approaches and related design challenges, such as training data collection, communication- and hardware-efficient model training and environment adaptation, and we highlight the possible future research directions for DL-based wireless communication systems.

Index Terms—Intelligent reflecting surface, Channel estimation, Beamforming, Deep learning, Reinforcement learning, Federated learning.

I. INTRODUCTION

Millimeter wave (mm-Wave) massive multiple-input multiple-output (MIMO) systems require large antenna arrays with a dedicated radio-frequency (RF) chain for each antenna, resulting in an expensive system architecture and high power consumption. To reduce the number of RF chains while maintaining sufficient beamforming gain, hybrid analog and digital beamforming architectures have been introduced. Even with the reduced number of RF chains, the hybrid beamforming architecture combined with mm-Wave transmission comes with the expensive cost of energy consumption and hardware complexity. In addition, deployment of large antenna arrays accompanying hardware components usually requires high implementation cost. In order to address these issues and provide a more green and suitable solution to enhance the wireless network performance, intelligent reflective surfaces (IRSs) are envisaged as a promising solution with low cost and complexity thanks to its simple architecture including passive reflecting elements [1].

An IRS is an electromagnetic two-dimensional surface that is composed of large number of passive reconfigurable meta-material elements, which reflect the incoming signal by introducing a pre-determined phase shift, as illustrated in Figure 1.

A. M. Elbir is with the Department of Electrical and Electronics Engineering, Duzce University, Duzce, Turkey (e-mail: ahmetmelbir@gmail.com).

K. V. Mishra is with The University of Iowa, Iowa City, IA 52242 USA (e-mail: kumarvijay-mishra@uiowa.edu).

This phase shift can be controlled via external signals by the base station (BS) through a backhaul control link. As a result, the incoming signal from the BS can be manipulated in real-time, thereby, reflecting the received signal towards the users. Hence, the usage of IRS improves the received signal energy at the distant users as well as expanding the coverage of the BS. Thus, it is required to jointly design the beamformer parameter both at the IRS and the BS so that the desired channel condition can be created and convey the information to multiple user through the IRS from the BS [2]. The accuracy of beamforming design strongly relies on the knowledge of the channel information. In fact, the IRS-assisted systems include multiple communication links, such as direct channel BS to user and cascaded channel BS to user through IRS. This makes the IRS scenario more challenging than the conventional massive MIMO systems. Furthermore, the wireless channel can be dynamically changed and be uncertain due to the changes in the IRS configuration. Consequently, there exist an inherit uncertainty stemming from the IRS configuration and the channel dynamics. These challenges make the system design difficult if not impossible [2, 3].

To deal with aforementioned uncertainties and non-linearities imposed by channel equalization, hardware impairments and the sub-optimality of high dimensional problems, model-free techniques, such as deep learning (DL), have become a convenient approach in wireless communications [4]. DL is particularly powerful in extracting the features in the raw data and providing a “meaning”, by constructing a model-free data mapping with huge number of learnable parameters. As a result, DL has been envisioned as a more efficient tool over model-based techniques whose performance highly relies on problem-specifically tailored mathematical models. Compared to the model-based approaches, the main advantages of DL are three-fold:

- A learning model constructs a non-linear mapping between the raw input data and the desired output, approaching the problem from a model-free perspective. Thus, it provides robust performance against the corruptions/imperfections in the wireless channel data.
- DL provides learning the feature pattern in the data, hence, they can easily be updated for incoming future data and adapt the environmental changes, and exhibit lower computational complexity in the long run as than the model-based optimization techniques.
- DL-based techniques significantly reduce the computation time thanks to employing parallel processing capabilities, while it is not straightforward to implement conven-

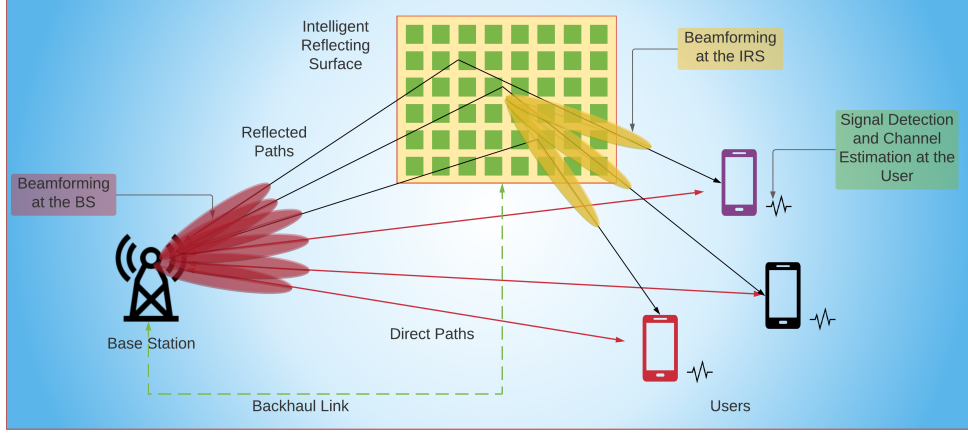


Fig. 1. IRS-assisted wireless communication serving multiple users. Beamforming at the BS and the IRS is required to steer the beams towards user via direct and cascaded channels. The received signal at the users are detected and downlink channel estimation is performed.

tional optimization -signal processing- based techniques in such a scheme.

Owing to the aforementioned advantages, DL has started superseding optimization-based techniques in the physical layer of the wireless communications [4]. Both being an emerging research area, DL and IRS-assisted wireless systems have met for the solution of very challenging problems, such as channel estimation [5], signal detection [6] and beamformer design [7]. Although the research on DL and IRS have been separately investigated in recent surveys by Gong *et al.* [1] and Dai *et al.* [4], this article brings together both approaches and surveys the DL architectures for IRS-assisted wireless systems. The survey covers the DL techniques for three main applications: signal detection, channel estimation and beamforming. Different DL architectures are presented depending on the application and they are mainly categorized as supervised learning (SL), unsupervised learning (UL), reinforcement learning (RL) and federated learning (FL). We systematically pointed out the advantages and main drawbacks of each algorithm. Further, we discuss the design challenges of DL-based IRS systems for the next generation wireless communications and highlight the related future research directions.

II. DEEP LEARNING APPLICATIONS

Table I summarizes the state-of-the-art techniques that are categorized according to the DL model, related application and their advantages/drawbacks. The major DL applications in IRS-assisted wireless systems are signal detection, channel estimation and beamforming design. In the following, we provide a survey of state-of-the-art DL techniques of these applications.

A. Signal Detection

DL can be leveraged for signal detection problem by simply constructing a non-linear mapping from the received data symbols to the transmitted ones, as illustrated in Figure. 2. In [6], Khan *et al.* devise a multi-layer perceptron (MLP), which has three fully connected layers, for mapping the channel and

reflecting beamformer effected data symbols to the transmitted symbols. It is assumed that each user has the trained learning model, which is fed with the received signal and yields the estimated symbols. A major advantage of this approach is the simplicity that it does not require a particular stage for channel estimation. This simplicity brings the additional challenges for reliable performance. For example, the training data should be collected under several channel conditions and different beamformer effects so that the trained model can learn the environment well, thus, reflect the accurate performance in different scenarios. This is a particularly challenging task since collecting the training data for different user locations is required. As a result, DL-based signal detection demands huge training dataset collected at different channel conditions. In order to provide reliable feature representation and mapping for this dataset, wider and deeper NN architectures are needed. In addition, this approach still requires the optimization of the beamformers so that the IRS can effectively reflect the received signal to the users.

B. Channel Estimation

Since the IRS can be composed of huge number of reflecting elements, channel acquisition is a major task in IRS-assisted wireless systems. A common way is to turn on and off each IRS elements one by one so that the channel between the BS and the users through IRS can be estimated. In [5], an SL approach is proposed to estimate both direct and cascaded channels via twin convolutional NNs (CNNs). First, the received pilot signals are collected at the user by turning on the IRS elements one by one. The collected data are used to find the least squares (LS) estimate of the cascaded and the direct channels. A CNN is trained to map the LS channel estimate to the true channel data. The main advantage of this technique is that each user can estimate its own channel once feeding the received pilot data (LS estimate) to the trained CNN model. Compared to the MLP architectures, the usage of CNN also provides higher tolerance against the uncertainties in the channel data and the imperfections at the IRS elements, such as switching mismatches.

TABLE I
SUMMARY OF DL-BASED TECHNIQUES FOR IRS-ASSISTED WIRELESS SYSTEMS. SD: SIGNAL DETECTION, CE: CHANNEL ESTIMATION, BF: BEAMFORMING, SBF: SECURE BF, EEBF: ENERGY-EFFICIENT BF, IBF: INDOOR BF.

Ref.	Learning Method	Application	Advantages	Drawbacks
[6]	SL-MLP	SD	No need for channel estimation algorithm.	Requires huge datasets and deeper NN architectures. Beamformer design still needs to be solved.
[5]	SL-CNN	CE	Each user can estimate its own channel with the trained model.	Data collection requires channel training by turning on/off each IRS elements.
[8]	FL-CNN	CE	Less transmission overhead for training. A single CNN is used to estimate both cascaded and direct channels.	Performance depends on the number of users and the diversity of the local datasets.
[9]	SL-DD	CE	Leveraging both CS and DL methods.	Requires active IRS elements. Prediction complexity.
[7]	SL-MLP	BF	Reduced pilot training overhead.	Requires active IRS elements.
[10]	UL-MLP	BF	Reduced complexity at the model training stage.	Requires the reflect beamformers as label implicitly.
[11]	RL-DQN	BF	Provides standalone operation since RL does not require labels like SL.	RL requires longer training and active IRS elements are needed for channel acquisition.
[2]	RL-DDPG	BF	Better performance than DQN.	Large number of NN parameters.
[12]	RL-DDPG	BF	Accelerated learning performance with the aid of optimization, shrinking the search space.	Requirement of optimization tools.
[13]	FL-MLP	BF	Communication efficient model training.	Requires IRS to be connected to the parameter server.
[14]	RL-DQN	SBF	Reliable against eavesdropper users.	Model training complexity.
[3]	RL-DQN	EEBF	Energy-efficient and robust against channel uncertainty.	Only IRS beamforming is considered.
[15]	SL-MLP	IBF	Reduces hardware complexity of multiple BSs and improves RSS for indoor environments.	The performance of the learning model highly relies on the room conditions.

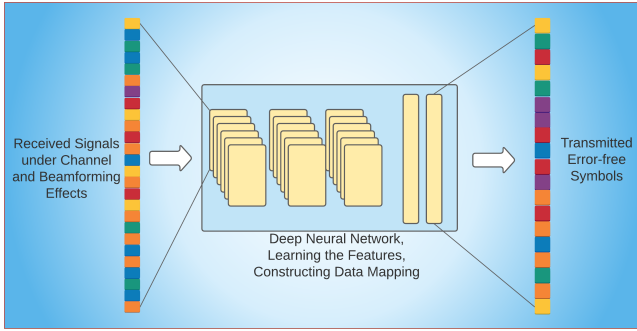


Fig. 2. Deep learning for signal detection.

In [5], it is assumed that the model training is conducted at the user, which may not have enough computational capability for model training with huge datasets. In order to overcome this problem, FL-based model training is proposed in [8] so that the learning model is trained at the BS without training data transmission. Instead, only model updates are transmitted, as illustrated in Figure 3, hence, transmission overhead is reduced. This approach reduces the model training complexity at the user side since each user only computes the model update corresponding to its local dataset, which is smaller than the whole training data. Furthermore, instead of using two CNNs as in [5], a single CNN is designed to jointly estimate both cascaded and direct channels. Although FL reduces the transmission overhead during model training, its training performance is upper bounded by the centralized model training, i.e., training the model with the whole dataset at once. Therefore, the prediction performance of FL is usually poorer than the centralized learning (CL). The performance of FL improves as the number of users or edge devices increases since the higher the number of connected edge devices, the lower the variance of the model updates that are aggregated

at the BS. The diversity of the local dataset of the users also affects the training/prediction performance and the better performance can be obtained if the local datasets are close to uniformity. In addition, the FL in IRS-assisted scenario is more challenging than conventional massive MIMO since the performance of the training stage also requires the two-hop connection between the users and the BS, hence, beamforming should be done prior to the model training.

Both [5] and [8] suffer from the high channel training overhead. To tackle this problem, compressive channel estimation via deep denoising NN (DDNN) is proposed by Liu *et al.* [9], where hybrid passive/active IRS architecture is used. First, the active IRS elements are employed for uplink pilot training. Once the BS collects the received pilot measurements, the sparsity of the mm-Wave channel is leveraged and an orthogonal matching pursuit (OMP) approach is employed to recover the complete channel matrix from the compressive measurements. Then, the correlation between the real and imaginary parts of the mm-Wave channel in angular-delay domain, a DDNN architecture is used to improve the channel estimation accuracy. Thus, the DDNN is trained as the input is the reconstructed channel matrix via OMP and the output is the noise between the OMP estimate and the true channel matrix. After training, the DDNN predicts the noise in the noisy channel estimate obtained by OMP, then a better channel estimate can be obtained via deep denoising. The advantage of this approach is leveraging both compressed sensing (CS) and DL, hence, it can provide better performance than both CS-only and DL-only techniques. The major drawback of this technique is the hardware complexity introduced by the use of active IRS elements, whose main purpose is to reduce the hardware complexity as compared to the conventional mm-Wave massive MIMO systems. Furthermore, DDNN accepts input from the OMP algorithm instead of the raw data, i.e., received pilot measurements. Thus, OMP algorithm should be run every time, hence, the prediction complexity of this

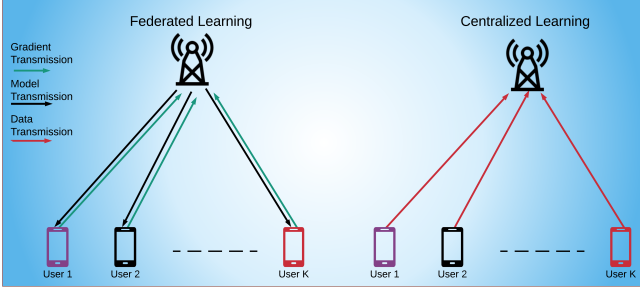


Fig. 3. Federated Learning versus centralized learning.

approach is higher than the DL methods in [5] and [8].

C. Beamforming

1) *Beamforming at the IRS*: Using active IRS elements as in [9], Taha *et al.* [7] propose an MLP architecture to design the reflect beamforming weights of the IRS. First, pilot training is performed by employing active IRS elements, which are randomly distributed through the IRS and the channel is estimated via OMP based on compressive measurements. Then, a data collection stage is conducted where an optimization problem is solved to obtain the optimal reflect beamformers for each incoming channel data. Finally, a training dataset is constructed with the input-output pair as channel data-reflect beamformers in an SL scheme. Similar to [9], the usage of active IRS elements is a major drawback for this technique. However, the proposed technique in [7] is useful since it leverages DL for beamforming design. An interesting future work can be the combination of both DL-based approaches [9] and [7] for joint channel estimation and beamforming via DL.

In [10], Gao *et al.* propose an unsupervised learning approach for reflect beamforming design. An MLP architecture with 5 fully connected layers is constructed to map the input data, which is the vectorization of cascaded and direct channels, to the output data, which is the phase values of the reflect beamformers. The loss function is selected as the negative of the norm of the channel vector. While it may seem like an unsupervised learning approach from the loss function, i.e., it does not minimize the error between the label and the learning model prediction, the proposed technique reveals the phase information at the output, which is unique for each training samples. Thus, the beamformers implicitly behave like a label in the training process. In unsupervised learning, the training data has no labels and it minimizes the “distance” between the training data samples, thus, it clusters the training data into smaller sets without having a prior knowledge about the “meaning” of each clustered sets. However, it is obvious in [10] that the output of the NN is a design parameter, i.e., reflect beamformer phases, which differs for each training data instance.

In order to eliminate the labeling process, which is costly for the training stage, RL is a promising approach which automatically obtains the output data by optimizing the ob-

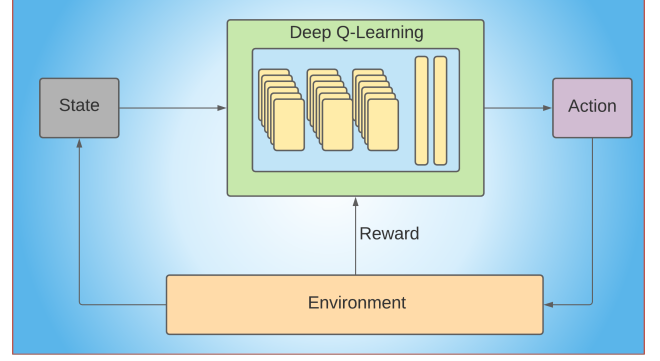


Fig. 4. Reinforcement learning framework using DQN.

jective function of the learning model. In [11], RL is used to design the reflect beamformers, where single-antenna users and BS are assumed. First, the channel state is estimated by using two orthogonal pilot signals. Then, an interaction vector is selected either by exploitation (i.e., from the previous experience of the learning model) or exploration (i.e., from the predefined codebook). The achievable rate is calculated based on the selected interaction vector, then a reward/punishment is given according to the comparison of the achievable rate with a threshold. Upon reward calculation, a deep Q network (DQN) is updated to map the input state, i.e., channel data, to the output action, i.e., the interaction vector composed of the reflect beamformer weights. This process is repeated for several input states until a learning model converges. The major advantage of this approach is that it does not need labeling process and the RL algorithm can learn reflect beamformer weights based on the optimization of the achievable rate. Thus, RL presents a solution for online learning scheme, where the model can effectively adapt to the changes in the environment. However, RL techniques have longer training times than the SL approaches since it becomes harder to reach global optimum due to reward mechanism and the use of discrete action spaces. Also, RL usually has slightly poorer performance than SL due to the absence of the labels.

To accelerate the training stage by the use of continuous action spaces, a deep deterministic policy gradient (DDPG) approach is introduced by Feng *et al.* [2], where actor-critic network architectures are used to compute actions and target values respectively, as shown in Figure 5. The learning stage is initialized by the use of input state excited by the cascaded and direct channels. Given the state information, a deep policy network (DPN), i.e., the actor network, is used to construct the actions, which are the reflection beamformer phases. Here, the DPN provides a continuous action space, which provides better performance than the DQN architecture used in [11]. The action vector is used by the critic network architecture to compute the received signal-to-noise-ratio (SNR) as objective. Then, the target Q value is calculated based on the computed received SNR. Using the gradient of the DPN, the network parameters are updated and the next state is constructed as the combination of the received SNR and the reflecting beamform-

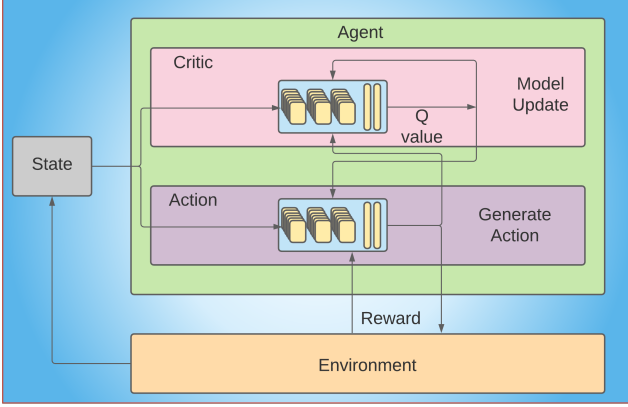


Fig. 5. Reinforcement learning framework using DDPG.

ers. This process is repeated until convergence. Along with the advantage of continuous action space, this approach has better performance than the fix point iteration (FPI) algorithms for the solution of the reflect beamforming optimization problem. The usage of DDPG also provides better adaptation of the learning model to the changes in the channel data due to its continuous action space representation with DPN, which provides better reflect beamforming design. One drawback of this method is the use of multiple NN architectures, i.e., the actor and critic networks, which increases the number of learning parameters and the requirement of model update for each architecture.

For both DQN and DDPG, the model initialization can cause the learning models start far from the optimum point at the early stages of learning, which leads slow convergence and poor reward performance. In order to accelerate the learning process, Gong *et al.* [12] device a joint learning and optimization technique. During training, DDPG is used to search for optimal action for each decision epoch. Here, a feasible beamformer vector is found via convex optimization. The advantage of this approach is the reduction in the search space of the DDPG algorithm, thus, accelerating the training stage. However, this requires an optimization toolbox and related signal processing in the learning platform. Furthermore, the main idea of DL is to learn from the raw data in a model-free way, thus reducing the involvement of model-based techniques. As a result, instead of using optimization-based approaches, more efficient fully learning-based approaches can be employed to replace the optimization stage.

In [13], Ma *et al.* propose an FL approach to learn the IRS reflect beamformers. An MLP architecture is trained by computing the model updates at each user with the local dataset and the model updates are aggregated in a parameter server, which is connected to the IRS. Here, the input of the MLP is the cascaded channel information and the output labels are the IRS beamformer configuration. The advantage of this approach is to lower the transmission overhead during training thanks to federated architecture. However, it is assumed that the parameter server is connected to the IRS, which may not

be feasible due to the simple architecture of the IRS. Access to the parameter server can be established via the BS, which may provide a feasible model training. It is that the proposed FL approach provides a privacy-preserving learning scheme where the training data is transmitted. This is true especially when the training data includes personal content, such as images, or contact information, however the physical layer data, such as the channel matrix may not be considered as such. Nevertheless, the communication-efficiency of FL still remains as a big advantage. An interesting future research can be the combination of this work with [8] for joint channel estimation and IRS beamforming via FL.

2) *Secure-Beamforming*: Physical layer security in wireless systems is mostly done by signal processing techniques, such as cooperative relaying and cooperative jamming. Hardware complexity is a major issue in these applications, which can be mitigated by the use of IRS thanks to its lower hardware cost and complexity. In [14], Yang *et al.* propose an RL-based secure beamforming approach to minimize the secrecy rate by jointly designing the beamformers at the IRS and the BS to serve multiple legitimate users in the presence of eavesdroppers. The RL algorithm accepts the states as the channel information of all users, secrecy rate and transmission rate. The action vector is selected as the beamformers at the BS and the IRS similar to [2], and the reward function is designed based on the secrecy rate of users, which is the objective of the RL algorithm. Thus, a DQN is trained to learn the beamformers that minimizes the secrecy rate while guaranteeing the quality of service (QoS) requirements of the users. It is assumed that the model training is taken place at the BS, which is responsible for collecting the environment information, i.e., the channel data, and making decisions for secure beamforming. The proposed beamforming scheme is more realistic and reliable than that of [2, 11], which do not take into account the effect of eavesdropping users. The learning model includes high dimensional state and action information, such as the channel of all users and beamformers of BS and IRS, thus, the training such a learning architecture requires more computing capability than that of [2, 11] and the conventional SL-based techniques [5, 7].

3) *Energy-Efficient Beamforming*: In IRS-assisted wireless systems, the IRS elements are dynamically change depending on the network status. Thus, it is a challenging task for the BS to optimize the transmit power each time the on/off status of the IRS elements is updated. Thus, the beamformer design problem should also take into account the transmit power allocation. In [3], Lee *et al.* consider a self-powered IRS scenario and maximize the energy-efficiency by optimizing the transmit power and the IRS beamformer phases. An RL approach based on a DQN is proposed where the BS can learn the outcome of the system performance while updating the model parameters. Thus, the BS can make decisions to allocate the radio resources by relying on only the estimated channel information. The RL framework has states selected as the estimated channels from the users and the energy level of the IRS. Meanwhile, the action vector includes the transmit power, the IRS beamformer phases and the on/off status of the IRS elements. The learning policy is based on the

reward which is selected as the energy-efficiency of the overall system. In contrast to other beamforming schemes [2, 5, 7], the major advantage of this approach is taking into account the energy efficiency of the overall system. However, only the IRS beamforming is considered in this method, hence, the joint optimization can also include beamforming at the BS.

4) *Beamforming for Indoor IRS*: Different from the above scenarios, Huang *et al.* [15] address the IRS beamformer design problem in an indoor communication scenario to increase the received signal strength (RSS). The usage of IRSs in indoor applications is particularly useful due to its lower hardware complexity, thus, eliminating the deployment of multiple BSs to improve RSS. An MLP architecture is designed to accept the input of user positions in two dimensions and yield the IRS beamformer phases at the output. The proposed method is advantageous due to the input structure of user positions instead of channel data which may include more fluctuations and reduce the training performance. The proposed DL technique is conducted for a room environment where the IRS is placed at the wall in a room. Thus, the learning model cannot perform well for different room conditions, such as different obstacle distribution in the room. To alleviate this problem, RL-based techniques can be employed to provide more adaptation capability for different environments [2, 11].

III. CHALLENGES AND FUTURE RESEARCH DIRECTIONS

DL architectures provide significant performance gain and efficiency for the IRS-assisted wireless systems thanks to its model-free structure and lower prediction complexity. Yet, there several challenges to realize DL-based IRS schemes. Here, we discuss these challenges and highlight possible future research directions.

A. Data Collection

Data collection is a major and common challenge for all DL-based techniques for wireless communication tasks: signal detection, channel estimation and beamformer design. For signal detection, it is required to collect and store transmitted and received symbols for different channel conditions. For channel estimation and beamforming, it is more tedious and challenging since data collection stage also requires a labeling process, which is difficult to overcome especially in online scenarios. Apart from the SL-based techniques, RL can be particularly helpful due to its label-free structure, however, its training stage is usually longer. One possible way of easing the data collection process is to realize the propagation environment in a numerical electromagnetic simulation tool [8]. Although this approach is helpful for obtaining the training dataset in an offline manner, these software tools cannot always reflect the real world scenario. As a result, efficient data collection algorithms are of great interest for future DL-based techniques for wireless communications.

B. Model Training

Model training is a time-consuming and tedious task, which usually requires huge parallel processing and storage capability. Thus, model training is usually carried out in offline manner before online deployment at a parameter server, which is

connected to the BS that collects the training datasets from the users. This approach introduces huge transmission overhead as well as privacy issues due to the transmission of raw data. A possible way to reduce this overhead is to use FL so that a communication-efficient model training can be performed. Thus, one possible future research topic can be combining the label-free structure of RL and the communication efficiency of FL, i.e., federated reinforcement learning, for wireless system design.

The communication efficiency property of FL comes with the price by bringing the learning stage from the cloud to the edge level. In other words, the edge devices, such as mobile phones, should have sufficient parallel processing power so that they can perform model training effectively. As a result, the next generation edge devices are expected to have more powerful processing capability to conduct DL-related tasks. A graphical processing unit (GPU) is commonly used in today's mobile phones, however, its purpose is to process image-line data. Thus, the usage of this GPU for DL task is not straightforward. In fact, not all the DL training softwares can run on the same GPUs since they are particularly prepared according to the structure of GPUs of different brands.

C. Environment Adaptation

To reach the goal of commercial DL-based wireless systems, environment adaptation is crucial so that the learning model can be used for system design tasks, such as channel estimation, beamforming, user scheduling, power allocation antenna selection/switching, etc., without being dependent on the environment. Currently, the proposed DL architectures for wireless systems are still in their infancy since most of them are environment-specific. That is to say, the input data space of the learning model is limited, thus, the performance degrades significantly if the learning model is fed with the input from "unlearned" data space. In order to cover larger data spaces, wider and deeper learning model are required, whereas the current DL architectures for wireless communications are comprised of less than a million neurons [8]. Compared to the giant learning models for image recognition or natural language processing, such as VGG (138M), AlexNet (60M), GPT-3 (170B), having millions or even billions of neurons, it is clear that going wider and deeper in designing the learning models is of great interest for future research.

IV. SUMMARY

This article provides a brief overview of the DL architectures for IRS-assisted wireless systems, which are categorized for the applications, such as signal detection, channel estimation and beamforming. We systematically investigate the learning schemes, and compare their advantages and drawback based on their hardware complexity, learning architecture, communication efficiency and design requirements. Major research challenges of DL-based techniques for wireless systems are discussed and possible future research directions are highlighted. To conclude, the current DL architectures for wireless communication systems are still in their infancy as compared to the DL models for image recognition and natural language

processing. Thus, it is expected that the DL for wireless communication will continue to be an interesting research topic and the challenges, such as training data collection, efficient model training and environment adaptation will be the main research challenges.

REFERENCES

- [1] S. Gong, X. Lu, D. T. Hoang, D. Niyato, L. Shu, D. I. Kim, and Y. Liang, "Towards Smart Wireless Communications via Intelligent Reflecting Surfaces: A Contemporary Survey," *IEEE Commun. Surveys Tuts.*, pp. 1–1, 2020.
- [2] K. Feng, Q. Wang, X. Li, and C. Wen, "Deep Reinforcement Learning Based Intelligent Reflecting Surface Optimization for MISO Communication Systems," *IEEE Wireless Commun. Lett.*, vol. 9, no. 5, pp. 745–749, 2020.
- [3] G. Lee, M. Jung, A. T. Z. Kargali, W. Saad, and M. Bennis, "Deep reinforcement learning for energy-efficient networking with reconfigurable intelligent surfaces," in *ICC 2020 - 2020 IEEE International Conference on Communications (ICC)*, 2020, pp. 1–6.
- [4] L. Dai, R. Jiao, F. Adachi, H. V. Poor, and L. Hanzo, "Deep Learning for Wireless Communications: An Emerging Interdisciplinary Paradigm," *IEEE Wireless Commun.*, vol. 27, no. 4, pp. 133–139, 2020.
- [5] A. M. Elbir, A. Papazafeiropoulos, P. Kourtessis, and S. Chatzinotas, "Deep Channel Learning For Large Intelligent Surfaces Aided mm-Wave Massive MIMO Systems," *IEEE Wireless Commun. Lett.*, pp. 1–1, 2020.
- [6] S. Khan and S. Y. Shin, "Deep-learning-aided detection for reconfigurable intelligent surfaces," *arXiv preprint arXiv:1910.09136*, 2019.
- [7] A. Taha, M. Alrabeiah, and A. Alkhateeb, "Enabling large intelligent surfaces with compressive sensing and deep learning," *arXiv preprint arXiv:1904.10136*, 2019.
- [8] A. M. Elbir and S. Coleri, "Federated Learning for Channel Estimation in Conventional and IRS-Assisted Massive MIMO," *arXiv preprint arXiv:2008.10846*, 2020.
- [9] S. Liu, Z. Gao, J. Zhang, M. Di Renzo, and M.-S. Alouini, "Deep Denoising Neural Network Assisted Compressive Channel Estimation for mmWave Intelligent Reflecting Surfaces," *arXiv preprint arXiv:2006.02201*, 2020.
- [10] J. Gao, C. Zhong, X. Chen, H. Lin, and Z. Zhang, "Unsupervised Learning for Passive Beamforming," *IEEE Commun. Lett.*, vol. 24, no. 5, pp. 1052–1056, 2020.
- [11] A. Taha, Y. Zhang, F. B. Mismar, and A. Alkhateeb, "Deep Reinforcement Learning for Intelligent Reflecting Surfaces: Towards Standalone Operation," in *2020 IEEE 21st International Workshop on Signal Processing Advances in Wireless Communications (SPAWC)*, 2020, pp. 1–5.
- [12] S. Gong, J. Lin, J. Zhang, D. Niyato, D. I. Kim, and M. Guizani, "Optimization-driven Machine Learning for Intelligent Reflecting Surfaces Assisted Wireless Networks," *arXiv preprint arXiv:2008.12938*, 2020.
- [13] D. Ma, L. Li, H. Ren, D. Wang, X. Li, and Z. Han, "Distributed Rate Optimization for Intelligent Reflecting Surface with Federated Learning," in *2020 IEEE International Conference on Communications Workshops (ICC Workshops)*, 2020, pp. 1–6.
- [14] H. Yang, Z. Xiong, J. Zhao, D. Niyato, and L. Xiao, "Deep reinforcement learning based intelligent reflecting surface for secure wireless communications," *arXiv preprint arXiv:2002.12271*, 2020.
- [15] C. Huang, G. C. Alexandropoulos, C. Yuen, and M. Debbah, "Indoor Signal Focusing with Deep Learning Designed Reconfigurable Intelligent Surfaces," in *2019 IEEE 20th International Workshop on Signal Processing Advances in Wireless Communications (SPAWC)*, 2019, pp. 1–5.