

BP-RRT: Barrier Pair Synthesis for Temporal Logic Motion Planning

Binghan He¹, Jaemin Lee, Ufuk Topcu and Luis Sentis

Abstract—For a nonlinear system (e.g. a robot) with its continuous state space trajectories constrained by a linear temporal logic specification, the synthesis of a low-level controller for mission execution often results in a non-convex optimization problem. We devise a new algorithm to solve this type of non-convex problems by formulating a rapidly-exploring random tree of barrier pairs, with each barrier pair composed of a quadratic barrier function and a full state feedback controller. The proposed method employs a rapidly-exploring random tree to deal with the non-convex constraints and uses barrier pairs to fulfill the local convex constraints. As such, the method solves control problems fulfilling the required transitions of an automaton in order to satisfy given linear temporal logic constraints. At the same time it synthesizes locally optimal controllers in order to transition between the regions corresponding to the alphabet of the automaton. We demonstrate this new algorithm on a simulation of a two linkage manipulator robot.

I. INTRODUCTION

Linear temporal logic (LTL) helps control system designers to define specifications for controlling dynamical systems. Synthesizing a controller subject to an LTL specification usually starts with constructing a finite discrete abstraction of a dynamical system through a partition of the continuous state space. The atomic propositions (APs) associated with the temporal logic specification represent different regions of the partitioned state space. Then, we can use formal synthesis methods to build a discrete controller for fulfilling the LTL specification. However, a dynamical system with an LTL specification naturally leads to a hybrid control problem [1]. To complete the LTL synthesis process for a dynamical system, we also need to find the low-level controllers (in the continuous state space) for executing the transitions between the abstract states of the high-level discrete controller.

Hybrid control that bridges the LTL specification and continuous state-space dynamics is a challenging problem, especially for nonlinear dynamical systems such as robots. By synthesizing barrier certificates through sum-of-squares optimization [2], temporal logic specifications can be effectively verified when applied to nonlinear dynamical systems [3]. However, this work is not focused on control synthesis. In [4], an optimal control synthesis algorithm using approximate dynamic programming combines dynamical system variables and automata transitions into a single cost function.

This work was supported by the National Science Foundation [grant number 1724360] and the Office of Naval Research [grant number N000141512507]. The authors are with the Department of Mechanical Engineering (B.H., J.L.) and the Department of Aerospace Engineering and Engineering Mechanics (U.T., L.S.), The University of Texas at Austin, Austin, TX. Send correspondence to ¹binghan at utexas dot edu.

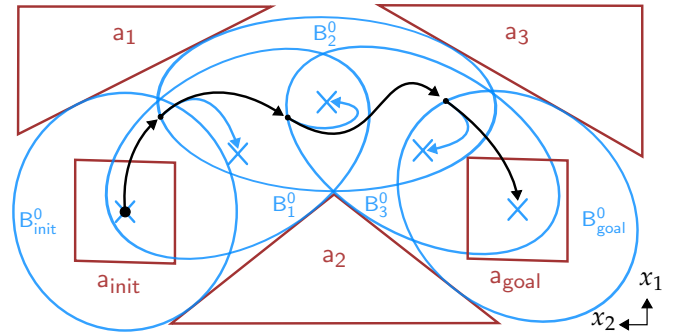


Fig. 1. Atomic proposition a_{init} , a_1 , a_2 , a_3 , a_{goal} represent the polytopic regions (red) in workspace. The proposed BP-RRT consists of a sequence of barrier pairs with their sub-level sets $B^{\leq 0}$ (blue) interconnected to guarantee the transition between a_{init} and a_{goal} . An example trajectory (black) switches to a different barrier pair controller as it enters the sub-level set of another barrier pair.

This method is used to synthesize continuous state trajectories that follow a deterministic finite automaton transferred from a co-safe LTL specification. Nevertheless, this work only addresses problems with convex state-space constraints.

The low-level control synthesis needs to guarantee that the transitions for all continuous states in one AP region to another AP region following the high-level discrete controller. It can be considered as a trajectory planning problem with uncertain initial state conditions corresponding to the regions defined by the atomic propositions. The region of attraction of the generated robust trajectory planner is also known as a ‘funnel’ [5]. A ‘funnel’ can be synthesized over a shooting trajectory via multiple local stabilizing controllers [6] or by solving quadratic programs based on control barrier functions [7]. These strategies have been proposed to solve closed system problems [8] and reactive synthesis problems [9] with temporal logic constraints. The real challenge is that the trajectory planning problem in its general form is a non-convex problem, for instance, when there are AP regions located between the initial and goal AP regions. In [10], a simulation-based method to solve the non-convex problem is proposed by simulating a number of ‘funnels’ and checking constraint satisfaction for each funnel. However, simulation-based methods suffer from high computational costs.

For robotic systems, this type of non-convex motion planning problem is usually addressed using sampling-based methods such as the rapidly-exploring random tree (RRT) method [11]. In an RRT algorithm, a random position x_{rand} is sampled from the reachable space in every iteration. An RRT graph expands toward the sampled position from its closest vertex x_{near} by a predefined distance δ . The trajectory

that connects an initial position x_{init} and a desired position x_{goal} can be extracted from the graph in the end. By incorporating optimal control theory in the sampled trajectory of RRT, the convergence rate of the motion planning problem is greatly improved [12]. To improve the exploration of the RRT graph, a sampling strategy based on the estimated feasibility set of a robot is proposed in [13]. However, the transitions between the vertices of the RRT trajectory are not guaranteed to avoid collisions with the undesirable state-space regions without having barrier certificates [2] along the RRT trajectory.

In order to solve the non-convex robot motion planning problem with LTL constraints, we propose a new approach consisting of a rapidly-exploring random tree of barrier pairs [14], where each barrier pair is composed of a quadratic barrier function and a full state feedback controller. Our method employs RRT to deal with non-convex constraints while employing barrier pairs equipped with sub-optimal stabilizing controllers to fulfill local convex constraints. By using our approach, a sequence of barrier pairs is effectively synthesized to execute the required transitions of an automaton that satisfy given LTL specifications. For validation, we implement our new approach on a simulation of a two-link manipulator robot.

II. PRELIMINARIES

In this section, we recall the basics of multi-body robot dynamics, barrier pairs, rapidly-exploring random trees and nondeterministic Buchi automaton. For convenience, a_i is defined as an atomic proposition corresponding to a region in the workspace of a robot, and $\bar{a}_i \triangleq \mathbb{R}^n \setminus a_i$ is defined as a workspace region excluding the set for a_i .

A. Multi-Body Robot Dynamics

The Lagrangian dynamics of an n-DOF robot can be expressed as

$$M(q)\ddot{q} + C(q, \dot{q})\dot{q} = u \quad (1)$$

where $M(q)$ is the matrix of inertia, $C(q, \dot{q})$ is the coefficient matrix of Coriolis and centrifugal effects, $q \triangleq [q_1, \dots, q_n]^T$ is the vector of joint positions with \dot{q} and \ddot{q} defined as its first and second order time derivatives and $u \triangleq [u_1, \dots, u_n]^T$ is the vector of joint torques. The n-dimensional workspace position vector $x \triangleq [x_1, \dots, x_n]^T$ can be calculated from the joint position vector using

$$x = F(q) \quad (2)$$

where $F(\cdot)$ represents the forward kinematics. By linearizing (1) and (2) around an equilibrium point $[q_e^T, \vec{0}^T]^T$, we obtain the state-space form

$$\begin{bmatrix} \dot{\tilde{q}} \\ \ddot{\tilde{q}} \end{bmatrix} = \begin{bmatrix} \mathbf{0} & \mathbf{I} \\ \mathbf{0} & M^{-1}(q_e)C(q_e, \vec{0}) \end{bmatrix} \begin{bmatrix} \tilde{q} \\ \dot{\tilde{q}} \end{bmatrix} + \begin{bmatrix} \mathbf{0} \\ M^{-1}(q_e) \end{bmatrix} u \quad (3)$$

$$\tilde{x} = [J(q_e) \quad \mathbf{0}] \begin{bmatrix} \tilde{q} \\ \dot{\tilde{q}} \end{bmatrix} \quad (4)$$

where $\tilde{q} \triangleq q - q_e$ and $\tilde{x} \triangleq x - x_e$ with $x_e = F(q_e)$. The partial derivative of $F(q)$ with respect to q is the Jacobian matrix $J(q)$.

Algorithm 1 $G \leftarrow \text{RRT}(x_{\text{init}}, x_{\text{goal}}, \delta, \bar{a}_1, \dots, \bar{a}_{n_o})$

Input: Initial state x_{init} , goal state x_{goal} , incremental distance δ , state constraints $\bar{a}_1, \dots, \bar{a}_{n_o}$

Output: RRT graph G

```

1:  $\delta_0 \leftarrow \text{GetDistance}(x_{\text{goal}}, x_{\text{init}})$ 
2:  $G.\text{AddVertex}(x_{\text{goal}})$ 
3:  $x_{\text{new}} \leftarrow x_{\text{goal}}$ 
4: while  $\delta_0 > \delta$  do
5:    $x_{\text{rand}} \leftarrow \text{RandomState}(\bigcap_{i=1}^{n_o} \bar{a}_i)$ 
6:    $x_{\text{near}} \leftarrow \text{NearestVertex}(x_{\text{rand}}, G)$ 
7:    $x_{\text{new}} \leftarrow \text{NewState}(x_{\text{near}}, x_{\text{rand}}, \delta)$ 
8:   if  $x_{\text{new}} \in \bigcap_{i=1}^{n_o} \bar{a}_i$  then
9:      $\delta_0 \leftarrow \text{GetDistance}(x_{\text{new}}, x_{\text{init}})$ 
10:     $G.\text{AddVertex}(x_{\text{new}}), G.\text{AddEdge}((x_{\text{near}}, x_{\text{new}}))$ 
11:   end if
12: end while
13:  $G.\text{AddVertex}(x_{\text{init}}), G.\text{AddEdge}((x_{\text{new}}, x_{\text{init}}))$ 

```

B. Barrier Pairs

Definition 1 [14]: A *barrier pair* is a pair consisting of a barrier function and a controller (B, k) with the following properties

- (a) $-1 < B(\tilde{q}, \dot{\tilde{q}}) \leq 0, u = k(\tilde{q}, \dot{\tilde{q}}) \implies \dot{B}(\tilde{q}, \dot{\tilde{q}}) < 0,$
- (b) $B(\tilde{q}, \dot{\tilde{q}}) \leq 0 \implies [\tilde{q}^T, \dot{\tilde{q}}^T]^T \in Z, k(\tilde{q}, \dot{\tilde{q}}) \in U,$

where $[\tilde{q}^T, \dot{\tilde{q}}^T]^T \in Z$ and $u \in U$ are the state and input constraints. These properties are also called the invariance and constraint satisfaction properties of a barrier pair. If we define the barrier pair as

$$B = \begin{bmatrix} \tilde{q} \\ \dot{\tilde{q}} \end{bmatrix}^T Q^{-1} \begin{bmatrix} \tilde{q} \\ \dot{\tilde{q}} \end{bmatrix} - 1, \quad k = K \begin{bmatrix} \tilde{q} \\ \dot{\tilde{q}} \end{bmatrix} \quad (5)$$

where B is a quadratic barrier function with a positive definite matrix Q and k is a full state feedback controller, the barrier pair synthesis becomes a linear matrix inequality (LMI) optimization problem [14]. We define $B^\epsilon \triangleq \{[\tilde{q}^T, \dot{\tilde{q}}^T]^T \mid B = \epsilon\}$ as the level set of B corresponding to a value ϵ and $B^{\leq \epsilon} \triangleq \{[\tilde{q}^T, \dot{\tilde{q}}^T]^T \mid B \leq \epsilon\}$ as the sub-level set of B corresponding to ϵ .

C. Rapidly-Exploring Random Trees

Let us recall the algorithm of RRT that generates trajectories from x_{init} to x_{goal} subject to workspace constraints $x \in \bigcap_{i=1}^{n_o} \bar{a}_i$ where n_o is the number of undesirable regions. In Algorithm 1, a random state x_{rand} is sampled from the reachable space in line 5. In line 6-7, the graph extends toward the sampled state from its closest vertex by a constant distance δ . The algorithm terminates when distance to the initial state x_{init} is smaller than δ . The trajectory that connects x_{init} and x_{goal} can be generated from the graph.

D. Nondeterministic Buchi Automaton

Definition 2: A *Nondeterministic Buchi automaton* $A = (S, 2^{\text{AP}}, d, S_0, S_f)$ is a tuple where

- (a) S is a set of discrete states,
- (b) 2^{AP} is the power set of atomic propositions,

- (c) $d : S \times 2^{AP} \rightarrow 2^S$ is a transition function,
- (d) $S_0 \subseteq S$ is a set of initial states, and
- (e) $S_f \subseteq S$ is a set of accept states.

A LTL specification ϕ can be transformed into a nondeterministic Buchi automaton and satisfied by an accepting run (of transitions) of its corresponding nondeterministic Buchi automaton if the run visits a state in S_f infinitely often.

III. PROBLEM STATEMENT

In this paper, we consider a robot with its workspace trajectories constrained by a LTL specification. The LTL specification is defined based on APs that represent different polytopic regions in the workspace of the robot.

Problem: For a given linear temporal logic specification ϕ , find a rapidly-exploring random tree of barrier pairs such that the robot fulfills an accepting run of a nondeterministic Buchi automaton that represents ϕ .

IV. METHODS

The proposed approach is illustrated in Fig. 1. It starts with finding an equilibrium point inside the goal AP region a_{goal} and synthesizing a barrier pair in the form of (5), subject to local convex state constraints (e.g. surrounding undesirable AP regions) for this equilibrium. We then sample a new equilibrium point inside the sub-level set $B_{\text{goal}}^{\leq 0}$ for the first barrier pair and synthesize a new barrier pair subject again to local convex state constraints for the new equilibrium. Inside the sub-level sets of the existing barrier pairs, another equilibrium is sampled, followed by a barrier pair synthesis. This barrier pair sampling process is iterated until the sub-level set of a barrier pair contains the equilibrium of a barrier pair whose sub-level set $B_{\text{init}}^{\leq 0}$ contains the entire initial AP region a_{init} . In the end, we obtain a sequence of interconnected barrier pairs between a_{init} and a_{goal} without passing through undesirable AP regions.

A. Norm-Bound Linear Differential Inclusion Model

Our proposed method relies on formulating an LMI problem to synthesize the barrier pairs subject to local convex constraints. However, the linearized state space equations (3) and (4) become inaccurate if the state $[\mathbf{q}^\top, \dot{\mathbf{q}}^\top]^\top$ deviates from the equilibrium. Before employing barrier pair synthesis, we need to ensure that the linear model is valid for all states in the constrained state space Z of the barrier pair.

If we express the norm-bound uncertainties of the linearized robot dynamical model in (3) and (4) as

$$M^{-1}(\mathbf{q})C(\mathbf{q}, \dot{\mathbf{q}}) \in \{A_1 + A_2\Delta A_3 : \|\Delta\| \leq 1\} \quad (6)$$

$$M^{-1}(\mathbf{q}) \in \{B_1 + B_2\Delta B_3 : \|\Delta\| \leq 1\} \quad (7)$$

$$J(\mathbf{q}) \in \{J_1 + J_2\Delta J_3 : \|\Delta\| \leq 1\} \quad (8)$$

for all state $[\mathbf{q}^\top, \dot{\mathbf{q}}^\top]^\top$ in the constrained state space Z around the equilibrium, a norm-bound linear differential inclusion (LDI) [15] that is valid for all states in Z can be expressed as

$$\begin{bmatrix} \dot{\tilde{\mathbf{q}}} \\ \tilde{\mathbf{q}} \end{bmatrix} = \begin{bmatrix} \mathbf{0} & \mathbf{I} \\ \mathbf{0} & A_1 + A_2\Delta A_3 \end{bmatrix} \begin{bmatrix} \tilde{\mathbf{q}} \\ \dot{\tilde{\mathbf{q}}} \end{bmatrix} + \begin{bmatrix} \mathbf{0} \\ B_1 + B_2\Delta B_3 \end{bmatrix} \mathbf{u} \quad (9)$$

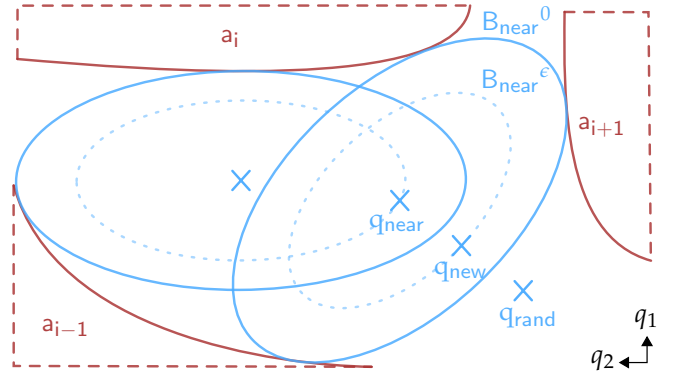


Fig. 2. By projecting a random joint space position q_{rand} to the hyper-surface of B_{near}^ϵ of the nearest barrier pair, a new equilibrium of BP-RRT is created. Notice that even if the workspace undesirable regions are polytopic, their joint space projections are not guaranteed to be also polytopic.

$$\tilde{\mathbf{x}} = [J_1 + J_2\Delta J_3 \quad \mathbf{0}] \begin{bmatrix} \tilde{\mathbf{q}} \\ \dot{\tilde{\mathbf{q}}} \end{bmatrix}. \quad (10)$$

One way of finding the norm-bound LDI is to calculate $M^{-1}(\mathbf{q})C(\mathbf{q}, \dot{\mathbf{q}})$, $M^{-1}(\mathbf{q})$ and $J(\mathbf{q})$ from a number of sample states in Z and use quadric inclusion programs [16] to fit an inclusion model.

Since we assume the AP regions are polytopic, each edge of an AP region can be transformed into an inequality constraint. To exclude the undesirable regions of a transition, only one of these inequality constraints need to be considered for each undesirable region. Otherwise, the state space can be over-constrained. If the workspace position x_e of an equilibrium satisfies multiple inequality constraints associated with an undesirable region, we can select the edge which has the maximal distance to x_e to avoid being over-constrained. Based on the selected inequality constraints $|a_i \tilde{\mathbf{x}}| < \bar{a}_i$ associated with all undesirable regions a_1, a_2, \dots, a_{n_o} , a local convex state space region Z_{safe} can be defined as

$$Z_{\text{safe}} \triangleq \{[\tilde{\mathbf{q}}^\top, \dot{\tilde{\mathbf{q}}}^\top]^\top : |a_i(J_1 + J_2\Delta J_3) \tilde{\mathbf{q}}| < \bar{a}_i, \|\Delta\| \leq 1, i = 1, \dots, n_o\}, \quad (11)$$

where a_i for $i = 1, \dots, n_o$ are row vectors with n_o as the number of undesirable AP regions.

However, Z_{safe} cannot be directly used as the constrained state space region Z for barrier pair synthesis because it has no joint velocity state constraints. In some cases, a selected edge of an undesirable region has a very long distance to x_e and result in a very large uncertainty of the norm-bound LDI model. Therefore, we need some additional state space constraints for defining Z . Let us first define another constrained state space Z_0 as

$$Z_0 \triangleq \{[\tilde{\mathbf{q}}^\top, \dot{\tilde{\mathbf{q}}}^\top]^\top : |b_i(J_1 + J_2\Delta J_3) \tilde{\mathbf{q}}| < \bar{x}_i, |b_i \dot{\tilde{\mathbf{q}}}| < \bar{q}_i, \|\Delta\| \leq 1, i = 1, \dots, n\}, \quad (12)$$

where b_i for $i = 1, \dots, n$ are the standard basis (row) vectors of n -dimensional Euclidean space. Then, the constrained state space region for the valid norm-bound LDI model is defined as $Z \triangleq Z_{\text{safe}} \cap Z_0$.

Similar to (11) and (12), the constrained input space region U for the barrier pair synthesis can be defined as

$$U \triangleq \{u : |b_i u| < \bar{u}_i, i = 1, \dots, n\}. \quad (13)$$

B. Barrier Pair Synthesis Sub-Problems

The barrier pair synthesis problem includes a series of LMI constraints and generates a quadratic barrier function B with a full state controller k in the form of (5). First, the sequence of barrier pairs needs to contain the two desired AP regions a_{init} and a_{goal} defining the automaton transitions and exclude all undesirable AP regions a_1, \dots, a_{n_o} .

Although a desired AP region a_d is assumed to be polytopic in the Cartesian workspace, its joint space projection is not guaranteed to be polytopic. In order to ensure that the ellipsoidal sub-level set $B^{\leq 0}$ of a barrier pair contains a_d , we sample a number of points from all edges of a_d and let $B^{\leq 0}$ contain the joint space projections of these Cartesian space samples using the following set of LMIs

$$\begin{bmatrix} 1 & \star \\ R(x_i) - q_e & S_1 Q S_1^\top \end{bmatrix} \succeq 0, \quad \forall i = 1, \dots, n_p \quad (14)$$

where n_p is the number of sampled workspace points at the edge of a_d with $a_d = \text{Co}\{x_1, \dots, x_p\}$, $R(\cdot)$ is an inverse kinematics operator and $S_1 \triangleq [I_{n \times n}, 0_{n \times n}]$.

Using the S-procedure [17], the inequality constraints $|a_i \bar{x}| < \bar{a}_i$ of Z_{safe} in (11) can be transformed into a set of LMIs

$$\begin{bmatrix} \bar{a}_i^2 Q & \star & \star & \star \\ \mathbf{0} & \gamma_i \mathbf{I} & \star & \star \\ a_i J_1 S_1 Q & \gamma_i a_i J_2 & 1 & \star \\ J_3 S_1 Q & \mathbf{0} & \bar{\mathbf{0}} & \gamma_i \mathbf{I} \end{bmatrix} \succeq 0, \quad \forall i = 1, \dots, n_o \quad (15)$$

where γ_i for $i = 1, \dots, n_o$ are positive real scalar variables.

Similar to (15), the workspace position constraints $|b_i \bar{x}| < \bar{x}_i$ of Z_0 defined in (12) can be transformed into a set of LMIs

$$\begin{bmatrix} \bar{x}_i^2 Q & \star & \star & \star \\ \mathbf{0} & \mu_i \mathbf{I} & \star & \star \\ b_i J_1 S_1 Q & \mu_i b_i J_2 & 1 & \star \\ J_3 S_1 Q & \mathbf{0} & \bar{\mathbf{0}} & \mu_i \mathbf{I} \end{bmatrix} \succeq 0, \quad \forall i = 1, \dots, n \quad (16)$$

where μ_i for $i = 1, \dots, n$ are positive real scalar variables. The joint velocity constraint LMIs of Z_0 are expressed as

$$\begin{bmatrix} Q & \star \\ b_i S_2 Q & \bar{q}_i^2 \end{bmatrix} \succeq 0, \quad \forall i = 1, \dots, n \quad (17)$$

where $S_2 \triangleq [0_{n \times n}, I_{n \times n}]$.

Although the full state feedback controller k in (5) turns the input constraints into state constraints, K is also a variable to be solved. In [15], a new variable $Y \triangleq KQ$ is introduced to express the input constraints into LMIs. After the barrier pair synthesis problem is solved, K can be extracted by multiplying Y by Q^{-1} on the right hand side. The input constraint LMIs can be expressed as

$$\begin{bmatrix} Q & \star \\ b_i Y & \bar{u}_i^2 \end{bmatrix} \succeq 0, \quad \forall i = 1, \dots, n \quad (18)$$

Algorithm 2 $G \leftarrow \text{BPRRT}(a_{\text{init}}, a_{\text{goal}}, \epsilon, \bar{a}_1, \dots, \bar{a}_{n_o}, Z_0, U)$

Input: Initial AP region a_{init} , goal AP region a_{goal} , barrier function threshold ϵ , constraints associated with undesirable AP regions $\bar{a}_1, \dots, \bar{a}_{n_o}$, state space constraint Z_0 , input constraint U

Output: BP-RRT graph G

```

1:  $x_{\text{init}} \leftarrow \text{GeometricCenter}(a_{\text{init}})$ 
2:  $(B_{\text{init}}, k_{\text{init}}) \leftarrow \text{BP}(x_{\text{init}}, a_{\text{init}}, \bar{a}_1, \dots, \bar{a}_{n_o}, Z_0, U)$ 
3:  $x_{\text{goal}} \leftarrow \text{GeometricCenter}(a_{\text{goal}})$ 
4:  $(B_{\text{goal}}, k_{\text{goal}}) \leftarrow \text{BP}(x_{\text{goal}}, a_{\text{goal}}, \bar{a}_1, \dots, \bar{a}_{n_o}, Z_0, U)$ 
5:  $G.\text{AddVertex}(x_{\text{goal}}), G.\text{AddBP}((B_{\text{goal}}, k_{\text{goal}}))$ 
6:  $(B_{\text{new}}, k_{\text{new}}) \leftarrow (B_{\text{goal}}, k_{\text{goal}}), x_{\text{new}} \leftarrow x_{\text{goal}}$ 
7: while  $x_{\text{init}} \notin B_{\text{new}}^{\leq \epsilon}$  do
8:    $q_{\text{rand}} \leftarrow \text{RandomJointSpacePosition}(\mathbb{R}^n)$ 
9:    $x_{\text{rand}} \leftarrow \text{ForwardKinematics}(q_{\text{rand}})$ 
10:  if  $x_{\text{rand}} \in \bigcap_{i=1}^{n_o} \bar{a}_i$  then
11:     $q_{\text{near}}, B_{\text{near}}^{\leq \epsilon} \leftarrow \text{NearestBP}(q_{\text{rand}}, G, \epsilon)$ 
12:     $q_{\text{new}} \leftarrow \text{NewEquilibrium}(q_{\text{near}}, q_{\text{rand}}, B_{\text{near}}^{\leq \epsilon})$ 
13:     $x_{\text{new}} \leftarrow \text{ForwardKinematics}(q_{\text{new}})$ 
14:     $(B_{\text{new}}, k_{\text{new}}) \leftarrow \text{BP}(x_{\text{new}}, \emptyset, \bar{a}_1, \dots, \bar{a}_{n_o}, Z_0, U)$ 
15:     $G.\text{AddVertex}(x_{\text{new}}), G.\text{AddBP}((B_{\text{new}}, k_{\text{new}})),$ 
       $G.\text{AddEdge}((x_{\text{near}}, x_{\text{new}}))$ 
16:  end if
17: end while
18:  $G.\text{AddVertex}(x_{\text{init}}), G.\text{AddBP}((B_{\text{init}}, k_{\text{init}})),$ 
       $G.\text{AddEdge}((x_{\text{new}}, x_{\text{init}}))$ 

```

for enforcing the input constraints $|b_i u| \leq \bar{u}_i$ of U defined in (13).

To guarantee the invariance of the barrier function, we include a Lyapunov stability LMI in [15] for the norm-bound LDI model

$$\begin{bmatrix} H + 2\alpha Q & \star & \star \\ A_3 S_2 Q & -\mu_x \mathbf{I} & \star \\ B_3 Y & \mathbf{0} & -\mu_u \mathbf{I} \end{bmatrix} \preceq 0, \quad (19)$$

where μ_x and μ_u are positive real scalar variables, α is a basic decay rate of the barrier function and H is defined as

$$H \triangleq \text{He}\{S_1^\top S_2 Q + S_2^\top A_1 S_2 Q + S_2^\top B_1 Y\} + \mu_x S_2^\top A_2 A_2^\top S_2 + \mu_u S_2^\top B_2 B_2^\top S_2 \quad (20)$$

where $\text{He}\{\star\} \triangleq \star + \star^\top$.

Finally, the volume of the ellipsoid $B^{\leq 0}$ is maximized through the cost function of the log of the determinant of Q [15]. A barrier pair synthesis sub-problem $(B, k) = \text{BP}(x_e, a_d, \bar{a}_1, \dots, \bar{a}_{n_o}, Z_0, U)$ for finding a sub-level set $B^{\leq 0}$ that contains the desired AP region a_d and excludes the undesirable AP regions a_1, a_2, \dots, a_{n_o} can be expressed as

$$\begin{aligned} & \underset{Q, Y}{\text{maximize}} && \log(\det(Q)) \\ & \text{subject to} && Q \succ 0, \end{aligned} \quad (21)$$

(14), (15), (16), (17), (18), (19)

which automatically generates a barrier pair (B, k) if the problem is feasible.

C. Barrier Pair Sampling Algorithm

In Algorithm 1, line 5-7 can be considered as the essential steps of building a RRT trajectory with the rest of the algorithm checking the state constraint satisfaction and the distance to x_{init} . We leverage these essential steps of RRT to combine the barrier pair into a sequence that connects two AP regions in the reachable workspace.

Algorithm 2 describes our barrier pair rapidly-exploring random tree (BP-RRT) method. Line 1-6 in Algorithm 2 initialize the graph by creating two barrier pairs which contain workspace regions a_{init} and a_{goal} . The graph starts from the barrier pair of a_{goal} . In order to build the graph, a joint position q_{rand} is sampled in line 8. If a sample of q_{rand} is not reachable because of the undesirable AP regions, it will be excluded from the rest of the algorithm in line 10.

Line 11-14 in Algorithm 2 is similar to line 5-7 in Algorithm 1. However, instead of applying a constant incremental distance δ as RRT, the new equilibrium q_{new} is obtained by projecting the random equilibrium q_{rand} to the hyper-surface of level set B_{near}^ϵ of the nearest barrier pair with $-1 < \epsilon \leq 0$ (Fig. 2). Therefore, q_{new} is always inside the boundaries of the previously created barrier pairs and there is no need to check if q_{new} satisfies the AP constraints.

The algorithm terminates if there exists a sub-level set $B_{\text{new}}^{\leq \epsilon}$ of a new barrier pair that contains the equilibrium of the barrier pair of a_{init} . Then, the branch that connects a_{init} and a_{goal} can be extracted from the BP-RRT graph. The barrier pair sequence is executed in reverse order for barrier pair synthesis to achieve the transition from a_{init} to a_{goal} .

V. EXAMPLE

Our BP-RRT algorithm is demonstrated through a simulation of a 2-link manipulator robot with an equal length of 0.75 m for each link, a mass of 2.5 kg located at the distal end of each link, and a torque limit of 25 N·m for each joint. Fig. 3 shows the definition of APs in the workspace of the robot end effector, where a_0, a_1, a_2 represent the desired task regions, a_3, a_4, a_5 represent obstacle regions, and a_6 represents the region where the robot's base is located. A LTL specification ϕ is defined as

$$\begin{aligned} \phi &\triangleq \phi_{\text{init}} \wedge \phi_{\text{live}} \wedge \phi_{\text{safe}} \\ \phi_{\text{init}} &\triangleq a_0 \\ \phi_{\text{live}} &\triangleq \square \diamond a_0 \wedge \square \diamond a_1 \wedge \square \diamond a_2 \\ \phi_{\text{safe}} &\triangleq \square (\text{free} \cup (a_0 \vee a_1 \vee a_2)) \end{aligned} \quad (22)$$

where \square , \diamond , and \cup are the LTL operators representing ‘always’, ‘eventually’, and ‘until’ [18]. In addition, we define $\text{free} \triangleq \neg \bigvee_{i=0}^6 a_i$. Although the robot's end effector moves in a convex workspace region $X_{\text{convex}} \triangleq \{[x, y]^T : x^2 + y^2 \leq 2.25\}$, the free workspace region $X_{\text{free}} \triangleq X_{\text{convex}} \setminus \bigcup_{i=0}^6 a_i$ is non-convex.

Fig. 4 shows a Buchi automaton corresponding to ϕ . An accepting run of the Buchi automaton starts from a_0 and repeats the sequence of a_0 , free, a_1 , free, a_2 , free such that

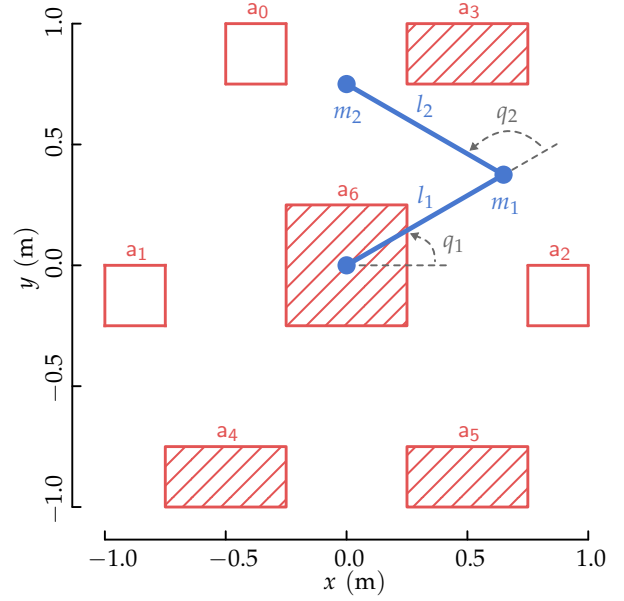


Fig. 3. A 2-link manipulator robot (blue) moves its end effector in a workspace with AP regions (red).

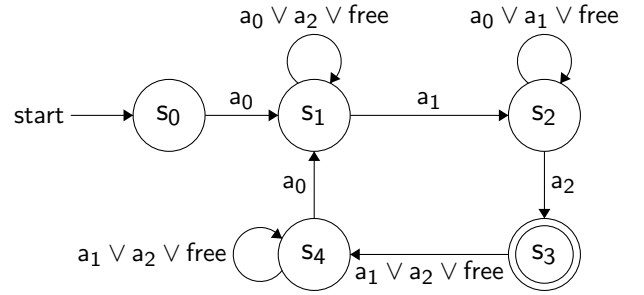


Fig. 4. A Buchi automaton represents LTL specification ϕ .

the accept state s_3 of the Buchi automata is visited infinitely often.

In order to implement this accepting run of the Buchi automaton, we use BP-RRT to build barrier pair sequences from a_0 to a_1 , from a_1 to a_2 , and from a_2 to a_0 (see Fig. 5). The value of the barrier function threshold ϵ is set to be -0.2 . In the barrier pair synthesis sub-problem, the value of barrier function decay rate α is set to be 1. The video of the trace execution using BP-RRT is available at <https://youtu.be/JiqQs1n9AM8>.

VI. DISCUSSION

In (2), we define a forward kinematics equation with the same number of dimensions between the joint space and workspace. In the case of a redundant robotic system, the workspace position can be realized by an infinite number of joint space configurations in a manifold. Potential issues are raised in some of the barrier pair synthesis sub-problems, which rely on the unique solutions of the inverse kinematics function $R(\cdot)$ in LMI (14). To solve this type of issue, we can replace $R(\cdot)$ by a pseudo-inverse of the Jacobian function $J(\cdot)$ for enforcing uniqueness.

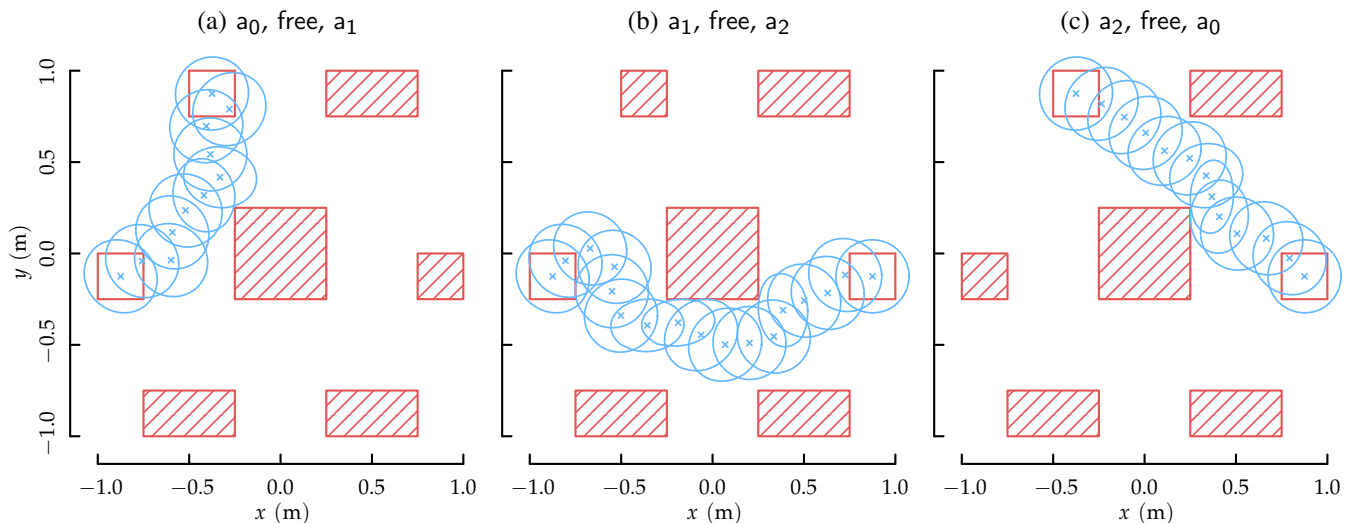


Fig. 5. Barrier pair sub-level sets (blue) connect a_{init} and a_{goal} (red non-stripped) and avoid passing through the undesirable AP regions (red striped).

In the 2-DOF manipulator example, we set $\bar{x} = \bar{y} = 0.2$ m for defining the state-space constraints introduced in (12). Under these constraints, the resulting volumes of the ellipsoidal regions of attraction are sufficient for covering the desirable regions and exploring the reachable workspace. The volumes of the ellipsoidal regions of attraction will be smaller if the barrier pair synthesis uses smaller values of \bar{x} and \bar{y} . However, if we adopt larger values of \bar{x} and \bar{y} , the barrier pair synthesis does not guarantee to generate larger ellipsoidal regions of attraction due to the increment of the uncertainty in the norm-bound LDI model. For achieving the optimal size of the ellipsoidal region of attraction, the barrier pair synthesis needs to keep a balance between the state-space constraints and the model uncertainty.

In this paper, the proposed BP-RRT algorithm generates the low-level controllers for executing an accepting run of a nondeterministic Buchi automaton representing the given LTL specification. In a more general case, the high-level discrete controller is in the form of a finite-state transition system instead of a particular accepting run of the LTL specification. Similar to the process we show in our 2-DOF manipulator example, the barrier pair sequences that execute the discrete state transitions can be created off-line using the BP-RRT method and activated following the requests from the finite-state transition system.

REFERENCES

- [1] J. Liu and N. Ozay, "Abstraction, discretization, and robustness in temporal logic control of dynamical systems," in *Proceedings of the 17th international conference on Hybrid systems: computation and control*. ACM, 2014, pp. 293–302.
- [2] S. Prajna, "Barrier certificates for nonlinear model validation," *Automatica*, vol. 42, no. 1, pp. 117–126, 2006.
- [3] T. Wongpiromsarn, U. Topcu, and A. Lamperski, "Automata theory meets barrier certificates: Temporal logic verification of nonlinear systems," *IEEE Transactions on Automatic Control*, vol. 61, no. 11, pp. 3344–3355, 2015.
- [4] I. Pappas, J. Fu, U. Topcu, and R. M. Murray, "Automata theory meets approximate dynamic programming: Optimal control with temporal logic constraints," in *2016 IEEE 55th Conference on Decision and Control (CDC)*. IEEE, 2016, pp. 434–440.
- [5] R. R. Burridge, A. A. Rizzi, and D. E. Koditschek, "Sequential composition of dynamically dexterous robot behaviors," *The International Journal of Robotics Research*, vol. 18, no. 6, pp. 534–555, 1999.
- [6] R. Tedrake, I. R. Manchester, M. Tobenkin, and J. W. Roberts, "Lqr-trees: Feedback motion planning via sums-of-squares verification," *The International Journal of Robotics Research*, vol. 29, no. 8, pp. 1038–1052, 2010.
- [7] A. D. Ames, X. Xu, J. W. Grizzle, and P. Tabuada, "Control barrier function based quadratic programs for safety critical systems," *IEEE Transactions on Automatic Control*, vol. 62, no. 8, pp. 3861–3876, 2016.
- [8] P. Nilsson and A. D. Ames, "Barrier functions: Bridging the gap between planning from specifications and safety-critical control," in *2018 IEEE Conference on Decision and Control (CDC)*. IEEE, 2018, pp. 765–772.
- [9] J. A. DeCastro and H. Kress-Gazit, "Synthesis of nonlinear continuous controllers for verifiably correct high-level, reactive behaviors," *The International Journal of Robotics Research*, vol. 34, no. 3, pp. 378–394, 2015.
- [10] P. Reist, P. Preiswerk, and R. Tedrake, "Feedback-motion-planning with simulation-based lqr-trees," *The International Journal of Robotics Research*, vol. 35, no. 11, pp. 1393–1416, 2016.
- [11] S. M. Lavalle and J. James J. Kuffner, "Rapidly-exploring random trees: Progress and prospects," in *Algorithmic and Computational Robotics: New Directions*, 2000, pp. 293–308.
- [12] S. Karaman and E. Frazzoli, "Sampling-based algorithms for optimal motion planning," *The international journal of robotics research*, vol. 30, no. 7, pp. 846–894, 2011.
- [13] A. Shkolnik, M. Walter, and R. Tedrake, "Reachability-guided sampling for planning under differential constraints," in *2009 IEEE International Conference on Robotics and Automation*. IEEE, 2009, pp. 2859–2865.
- [14] G. C. Thomas, B. He, and L. Sontag, "Safety control synthesis with input limits: a hybrid approach," in *2018 Annual American Control Conference (ACC)*. IEEE, 2018, pp. 792–797.
- [15] S. Boyd, L. El Ghaoui, E. Feron, and V. Balakrishnan, *Linear matrix inequalities in system and control theory*. Siam, 1994, vol. 15.
- [16] G. C. Thomas and L. Sontag, "Quadratic inclusion programs: An LMI approach to H_∞ -model identification," *IEEE Transactions on Automatic Control*, vol. 64, no. 10, pp. 4229–4236, 2019.
- [17] M. Ma and H. Chen, "LMI based H_∞ control for constrained linear systems with norm-bounded uncertainties," in *2006 6th World Congress on Intelligent Control and Automation*, vol. 1. IEEE, 2006, pp. 2421–2425.
- [18] C. Baier and J.-P. Katoen, *Principles of model checking*. MIT press, 2008.