

Possible precise measurements of the $X(3872)$ mass with the $e^+e^- \rightarrow \pi^0\gamma X(3872)$ and $p\bar{p} \rightarrow \gamma X(3872)$ reactions

Shuntaro Sakai,^{1,*} Hao-Jie Jing,^{1,2,†} and Feng-Kun Guo^{1,2,‡}

¹*CAS Key Laboratory of Theoretical Physics, Institute of Theoretical Physics,
Chinese Academy of Sciences, Beijing 100190, China*

²*School of Physical Sciences, University of Chinese Academy of Sciences,
Beijing 100049, China*

(Dated: August 30, 2024)

Abstract

It was recently proposed that the $X(3872)$ binding energy, the difference between the $D^0\bar{D}^{*0}$ threshold and the $X(3872)$ mass, can be precisely determined by measuring the $\gamma X(3872)$ line shape from a short-distance $D^{*0}\bar{D}^{*0}$ source produced at high-energy experiments. Here, we investigate the feasibility of such a proposal by estimating the cross sections for the $e^+e^- \rightarrow \pi^0\gamma X(3872)$ and $p\bar{p} \rightarrow \gamma X(3872)$ processes considering the $D^{*0}\bar{D}^{*0}D^0/\bar{D}^{*0}D^{*0}\bar{D}^0$ triangle loops. These loops can produce a triangle singularity slightly above the $D^{*0}\bar{D}^{*0}$ threshold. It is found that the peak structures originating from the $D^{*0}\bar{D}^{*0}$ threshold cusp and the triangle singularity are not altered much by the energy dependence introduced by the $e^+e^- \rightarrow \pi^0 D^{*0}\bar{D}^{*0}$ and $p\bar{p} \rightarrow \bar{D}^{*0}D^{*0}$ production parts or by considering a finite width for the $X(3872)$. We find that $\sigma(e^+e^- \rightarrow \pi^0\gamma X(3872)) \times \text{Br}(X(3872) \rightarrow \pi^+\pi^- J/\psi)$ is $\mathcal{O}(0.1 \text{ fb})$ with the $\gamma X(3872)$ invariant mass integrated from 4.01 to 4.02 GeV and the c.m. energy of the e^+e^- pair fixed at 4.23 GeV. The cross section $\sigma(p\bar{p} \rightarrow \gamma X(3872)) \times \text{Br}(X(3872) \rightarrow \pi^+\pi^- J/\psi)$ is estimated to be of $\mathcal{O}(10 \text{ pb})$. Our results suggest that a precise measurement of the $X(3872)$ binding energy can be done at PANDA.

* shsakai@mail.itp.ac.cn

† jinghaojie@itp.ac.cn

‡ fkguo@itp.ac.cn

I. INTRODUCTION

Among many charmoniumlike states listed in the Review of Particle Physics (RPP) [1], special attention has been paid to the $X(3872)$.¹ The mass of $X(3872)$ is consistent with the $D^0\bar{D}^{*0}$ threshold energy, $m_X = (3871.69 \pm 0.17)$ MeV, and only an upper bound is provided for its small width, $\Gamma_X < 1.2$ MeV [1]. The latest experimental development comes from the LHCb collaboration that reported precise determinations of the mass and width [2, 3]. In particular, a detailed analysis of the $X(3872)$ line shape using the Flatté parametrization [4], which is more proper than the Breit-Wigner (BW) form for states near an S -wave strongly coupled threshold, is performed in Ref. [2]. The closeness of its mass and the $D^0\bar{D}^{*0}$ threshold invokes the hadronic molecular description of $X(3872)$: the $X(3872)$ is treated as a shallow S -wave bound state of $D\bar{D}^*$, e.g., in Refs. [5–13]. Such a description can successfully explain the large branching ratio of the isospin forbidden $X(3872) \rightarrow \pi^+\pi^-J/\psi$ relative to the isospin allowed $\pi^+\pi^-\pi^0J/\psi$ mode [14], and the strong coupling of the molecular state to its constituents in the molecular description, i.e., $X(3872)$ to $D\bar{D}^*$, would naturally explain the large branching fractions of the $X(3872)$ to $\pi^0D^0\bar{D}^0/D^0\bar{D}^{*0}$ [1, 15, 16]. Many works are devoted to elucidate the composition of the $X(3872)$ from its decay properties [17–25]. The strong coupling of the $X(3872)$ to the $D^0\bar{D}^{*0}$ in an S -wave implies that there must be a strong cusp exactly at the threshold [26], complicating the line shape analysis. The line shapes of the $\pi^+\pi^-J/\psi$ and/or $D^0\bar{D}^{*0}$ distributions were analyzed with the Flatté parametrization [2, 27–30] or the effective range expansion [31, 32] in which the threshold effect is incorporated by requiring unitarity; however, no conclusive results for the nature of the $X(3872)$ have been achieved so far. See, e.g., Refs. [33–38] and references therein for further information on works related to $X(3872)$.

Recently, a possible way to precisely determine the $X(3872)$ binding energy, which is defined as the difference between the $D^0\bar{D}^{*0}$ threshold and the $X(3872)$ mass²

$$\delta = m_{D^0} + m_{\bar{D}^{*0}} - m_X, \quad (1)$$

was proposed in Ref. [39]. This can be done by measuring the $\gamma X(3872)$ distribution instead of the $X(3872)$ line shape in its decay products like $\pi^+\pi^-J/\psi$ or $D^0\bar{D}^{*0}$. Consider

¹ In this paper, the $\chi_{c1}(3872)$ in the RPP [1] is denoted by $X(3872)$ or merely X , and $Z_c(4020)$ or Z_c stands for the $X(4020)$ in the RPP.

² A negative δ corresponds to a mass above the threshold and thus a resonant state in this paper.

a triangle diagram for the transition of an S -wave $D^{*0}\bar{D}^{*0}$ pair, produced at short distances in some high-energy experiment, into $\gamma X(3872)$. The D^{*0} (\bar{D}^{*0}) subsequently decays into γD^0 ($\gamma\bar{D}^0$), and the $X(3872)$ is produced by merging the $D^0\bar{D}^{*0} + \bar{D}^0 D^{*0}$ pair at the last step. The process thus proceeds via a $D^{*0}\bar{D}^{*0}D^0$ triangle loop. This loop can have a triangle singularity (TS) due to the simultaneous on-shellness of all three intermediate mesons, which leads to a peak in the $\gamma X(3872)$ distribution just above the $D^{*0}\bar{D}^{*0}$ threshold. With the Landau equation [40] or with a simple equation for the TS position derived with a refined formulation [41], one sees that the TS position is sensitive to the $X(3872)$ mass: the TS is located at 4015.14 MeV with $\delta = -180$ keV and 4015.64 MeV with $\delta = -50$ keV. For the $X(3872)$ mass within (3871.69 ± 0.17) MeV [1], the TS appears in the range of $m_{\gamma X} \in [4015.17, 4016.40]$ MeV which can be obtained by using Eqs. (55) and (60) in Ref. [26]. While the TS, at which the amplitude diverges logarithmically, is turned into a finite peak due to the width of the internal particles, the peak originating from the TS of the $D^*\bar{D}^*D$ loop should be still clear thanks to the tiny width of the D^{*0} , which is only 55.3 ± 1.4 keV [39, 42]. Then, one expects that the $X(3872)$ binding energy can be determined well with the precise measurement of the TS peak in the $\gamma X(3872)$ distribution.

The role of the TS stemming from the $D^*\bar{D}^*D$ loop on the $X(3872)$ production has been studied in some papers. The $e^+e^- \rightarrow \gamma X(3872)$ transition is studied in Refs. [43, 44], and the $Y(4260) \rightarrow X(3872)\gamma$ decay is studied in Ref. [45] by including the contribution of $J/\psi\rho$, $J/\psi\omega$, and the compact component made of $c\bar{c}$ explicitly. In Ref. [46], the energy dependence of the $Z_c(4020)^0 \rightarrow \gamma X(3872)$ branching fraction is studied. One can see the difference of the energy dependence by changing the $X(3872)$ binding energy. In addition to the radiative reactions, decays emitting a pion with the $D^{*0}\bar{D}^{*0}D^0$ loop have also been considered [46–48]. While the TS appears in a smaller range of the $\pi X(3872)$ energy compared with the $\gamma X(3872)$ case, the asymmetry of the $\pi X(3872)$ line shape may be used to extract the $X(3872)$ binding energy. The decay process $B \rightarrow (J/\psi\pi^+\pi^-)K\pi$ with the $J/\psi\pi^+\pi^-$ produced by the $D^0\bar{D}^{*0}$ rescattering considering the $D^{*+}\bar{D}^{*0}D^0/D^{*-}D^{*0}\bar{D}^0$ loop is studied in Ref. [49]. For more works related to the TS, we refer to Ref. [26].

In this paper, we investigate two promising reactions in which the proposal of precisely measuring the $X(3872)$ binding energy by virtue of the TS mechanism may be realized: the $e^+e^- \rightarrow \pi^0\gamma X(3872)$ and $p\bar{p} \rightarrow \gamma X(3872)$ reactions. In these reactions, the $D^*\bar{D}^*$ pair can be produced in an S wave. In the case of the e^+e^- collisions, the isovector resonance

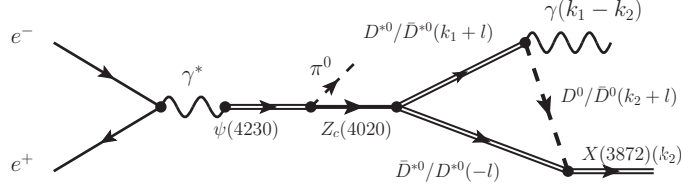


FIG. 1. Triangle diagram contributing to the $e^+e^- \rightarrow \pi^0\gamma X(3872)$ process considered here.

$Z_c(4020)$ seen in the $D^*\bar{D}^*$ distribution of the $e^+e^- \rightarrow \pi^0(D^*\bar{D}^*)^0$ process [50] is expected to be a good source of the S -wave $D^*\bar{D}^*$ pair, and high-statistics data can be expected for the $p\bar{p}$ reaction by the PANDA experiment at the Facility for Antiproton and Ion Research (FAIR) in the near future.

This paper is organized as follows. In Sec. II, the formalism for calculating the $e^+e^- \rightarrow \pi^0\gamma X(3872)$ and $p\bar{p} \rightarrow \gamma X(3872)$ amplitudes is provided where the effect of the $X(3872)$ width is taken into account. The results of our calculation, the $\gamma X(3872)$ invariant mass distributions in these reactions and the estimated cross sections, are given in Sec. III. A brief summary is given in Sec. IV. Detailed expressions of the amplitudes used in Sec. II are relegated to Appendix A.

II. FORMALISM

A. $e^+e^- \rightarrow \pi^0\gamma X(3872)$

First, we consider the $e^+e^- \rightarrow \pi^0\gamma X(3872)$ amplitude with the $D^{*0}\bar{D}^{*0}D^0/\bar{D}^{*0}D^{*0}\bar{D}^0$ loops. The diagram is given in Fig. 1. Only the neutral $D^*\bar{D}^*D/\bar{D}^*D^*\bar{D}$ loops are accounted for the process because we focus on the TS peak of the $\gamma X(3872)$ invariant mass distribution near the $D^{*0}\bar{D}^{*0}$ threshold and the $X(3872)$ appears near the $D^0\bar{D}^{*0}$ threshold as a narrow peak. As found in Ref. [50], the $(D^*\bar{D}^*)^0$ distribution of $e^+e^- \rightarrow \pi^0(D^*\bar{D}^*)^0$ at the c.m. energies $\sqrt{s} = 4.23$ and 4.26 GeV can be described well by including a resonance with $J^P = 1^+$, and the $(D^*\bar{D}^*)^0$ pair is predominantly produced by the resonance around the $D^*\bar{D}^*$ threshold. Here, we also assume that the $Z_c(4020)$ is the $J^P = 1^+$ exotic state which can decay into an S -wave $D^*\bar{D}^*$ pair. The $\pi Z_c(4020)$ pair is produced by the $\psi(4230)$ resonance, which is seen in some hidden- and open-charm productions [1] and would be needed to describe the dependence of the cross section on the e^+e^- c.m. energy because the

$e^+e^- \rightarrow \pi D^* \bar{D}^*$ cross section at $\sqrt{s} = 4.26$ GeV is smaller than that of $\sqrt{s} = 4.23$ GeV [50]. We use the central values of the mass and width of the $\psi(4230)$ given in the RPP [1], $m_\psi = (4220 \pm 15)$ MeV and $\Gamma_\psi = (60 \pm 40)$ MeV. Note that, while the width of the $\psi(4230)$ is not fixed well, the $\gamma X(3872)$ invariant mass distribution at a given \sqrt{s} , which will be considered in this work, is not affected by the details of the $\psi(4230)$ properties.

The $e^+e^- \rightarrow \gamma^*$, $\gamma^* \rightarrow \psi(4230)$, $\psi(4230) \rightarrow \pi^0 Z_c(4020)^0$, and $Z_c(4020)^0 \rightarrow D^* \bar{D}^*$ amplitudes are written as follows:

$$\begin{aligned} -it_{e^+e^-, \gamma} &= ie g_{\mu\nu} \bar{v} \gamma^\mu u (\epsilon_\gamma^*)^\nu, \\ -it_{\gamma, \psi} &= ie g_0 g_{\mu\nu} (\epsilon_\gamma)^\mu (\epsilon_\psi^*)^\nu, \\ -it_{\psi, \pi^0 Z_c} &= i g_1 g_{\mu\nu} (\epsilon_\psi)^\mu (\epsilon_{Z_c}^*)^\nu, \\ -it_{Z_c, D^* \bar{D}^*} &= i g_2 \epsilon^{\mu\nu\rho\sigma} (p_{Z_c})_\mu (\epsilon_{Z_c})_\nu (\epsilon_{D^*}^*)_\rho (\epsilon_{\bar{D}^*}^*)_\sigma, \end{aligned}$$

where $e(e > 0)$ denotes the electric charge unit, \bar{v} and u are the spinors for the positron and electron, respectively, and the ϵ 's are the polarization vectors of the involved spin-1 particles. With the isospin symmetry and the phase convention $|D^{(*)+}\rangle = -|I = 1/2, I_z = 1/2\rangle$, a minus sign is needed for the $Z_c(4020)^0 \rightarrow D^{*+} D^{*-}$ coupling constant relative to the $Z_c(4020)^0 \rightarrow D^{*0} \bar{D}^{*0}$ coupling. Constant amplitudes are used for the S -wave vertices of the $\psi(4230) \rightarrow \pi^0 Z_c(4020)^0$ and $Z_c(4020)^0 \rightarrow D^* \bar{D}^*$ because the lowest angular momentum gives the dominant contribution in the near-threshold region. Then, the $e^+e^- \rightarrow \pi^0 D^* \bar{D}^*$ amplitude is given by

$$\begin{aligned} -i\mathcal{M}_{e^+e^-, \pi^0 D^* \bar{D}^*} &= ie^2 g_0 g_1 g_2 D_\gamma^{-1}(s) D_\psi^{-1}(s) D_{Z_c}^{-1}(m_{D^* \bar{D}^*}^2) \\ &\quad \times \bar{v} \gamma_{\beta\mu} u [P_\psi]^{\beta'\beta'} [P_{Z_c}]_{\beta'\beta} \epsilon^{\alpha\beta\gamma\delta} (p_{Z_c})_\alpha (\epsilon_{D^*}^*)_\gamma (\epsilon_{\bar{D}^*}^*)_\delta \\ &\equiv -i\mathcal{M}_{e^+e^-, \pi^0 D^* \bar{D}^*}^{\gamma\delta} (\epsilon_{D^*}^*)_\gamma (\epsilon_{\bar{D}^*}^*)_\delta, \end{aligned} \quad (2)$$

with $D_R(s) = s - m_R^2 + im_R \Gamma_R$ and $[P_R]^{\mu\nu} = -g^{\mu\nu} + \frac{p_R^\mu p_R^\nu}{m_R^2}$. The energy dependence of the width is taken into account as done in Ref. [50] (see also the review on the resonances of Ref. [1]):

$$\begin{aligned} \Gamma_{Z_c}(m_{D^* \bar{D}^*}) &= \frac{\Gamma_{Z_c 0}}{2} \left(\frac{p_{D^* 0}(m_{D^* \bar{D}^*})}{p_{D^* 0}(m_{Z_c 0})} + \frac{p_{D^* +}(m_{D^* \bar{D}^*})}{p_{D^* +}(m_{Z_c 0})} \right), \\ p_{D^*}(m_{D^* \bar{D}^*}) &= \frac{1}{2m_{D^* \bar{D}^*}} \lambda^{1/2}(m_{D^* \bar{D}^*}^2, m_{D^*}^2, m_{\bar{D}^*}^2), \end{aligned}$$

where $\lambda(x, y, z) = x^2 + y^2 + z^2 - 2xy - 2yz - 2zx$. The central values of $m_{Z_c 0}$ and $\Gamma_{Z_c 0}$ in Ref. [50], $m_{Z_c 0} = (4031.7 \pm 2.1)$ MeV and $\Gamma_{Z_c 0} = (25.9 \pm 8.8)$ MeV, are used. With the

amplitude in Eq. (2), the differential cross section of $e^+e^- \rightarrow \pi^0 Z_c(4020)^0 \rightarrow \pi^0(D^*\bar{D}^*)^0$, $d\sigma_{e^+e^-, \pi^0(D^*\bar{D}^*)^0}/dm_{D^*\bar{D}^*}$, is given by

$$\frac{d\sigma_{e^+e^-, \pi^0(D^*\bar{D}^*)^0}}{dm_{D^*\bar{D}^*}} = \sum_{D^*\bar{D}^*} \frac{p_{\pi^0} p_{D^*}}{(4\pi)^5 p_e s} \int d\Omega_{\pi^0} \int d\Omega_{D^*} \overline{|\mathcal{M}_{e^+e^-, \pi^0 D^*\bar{D}^*}|^2}, \quad (3)$$

with $p_{\pi^0} = \lambda^{1/2}(s, m_{\pi^0}^2, m_{D^*\bar{D}^*}^2)/(2\sqrt{s})$, $p_{D^*} = \lambda^{1/2}(m_{D^*\bar{D}^*}^2, m_{D^*}^2, m_{\bar{D}^*}^2)/(2m_{D^*\bar{D}^*})$, and $p_e = \lambda^{1/2}(\sqrt{s}, m_e^2, m_e^2)/(2\sqrt{s})$. The sum of $D^*\bar{D}^*$ takes care of both the $D^{*0}\bar{D}^{*0}$ and $D^{*+}\bar{D}^{*-}$ that are included in the $(D^*\bar{D}^*)^0$ final state observed by BESIII [50]. The solid angles Ω_{π^0} and Ω_{D^*} are those in the e^+e^- c.m. frame and $D^*\bar{D}^*$ c.m. frame, respectively. The overlined quantities are those after the spin sum and average. With the $e^+e^- \rightarrow \pi^0 Z_c(4020)^0 \rightarrow \pi^0(D^*\bar{D}^*)^0$ cross section in Ref. [50], (61.6 ± 8.2) pb at $\sqrt{s} = 4.23$ GeV, the product of the coupling constant $g_0 g_1 g_2$ is fixed to be $g_0 g_1 g_2 = 0.68$ GeV³.

Now, we move to the $D^{*0}\bar{D}^{*0}D^0$ triangle loop amplitude. The P -wave $D^{*0} \rightarrow \gamma D^0$ transition amplitude is given by [51]

$$-i\mathcal{M}_{D^{*0}, \gamma D^0} = eg_3 \epsilon^{\mu\nu\rho\sigma} (p_{D^{*0}})_\mu (p_\gamma)_\nu (\epsilon_{D^{*0}})_\rho (\epsilon_\gamma^*)_\sigma, \quad (4)$$

and the parameter g_3 is fixed to be $g_3 = 1.77$ GeV⁻¹ with the $D^{*0} \rightarrow \gamma D^0$ branching ratio 35.3% [1] and the D^{*0} full width $\Gamma_{D^{*0}} = 55.3$ keV [39], which can be obtained by using isospin symmetry to relate to the D^{*+} full width and the $D^{*+} \rightarrow \pi^+ D^0$ and $D^{*0} \rightarrow \pi^0 D^0$ branching ratios [39, 52].³ The $\bar{D}^{*0} \rightarrow \gamma \bar{D}^0$ amplitude needs one minus sign that comes from the C parity of the photon and the convention of the C transformation, $C D^{*0} = +\bar{D}^{*0}$.

The S -wave transition amplitude of the $D^0\bar{D}^{*0} \rightarrow X(3872)$ transition is written as

$$-it_{D^0\bar{D}^{*0}, X} = ig_4 g_{\mu\nu} (\epsilon_{\bar{D}^{*0}})^\mu (\epsilon_X^*)^\nu, \quad (5)$$

and the coupling constant of $\bar{D}^0 D^{*0} \rightarrow X(3872)$ is the same. We estimate the coupling constant g_4 with two different ways for the $X(3872)$ mass above or below the $D^0\bar{D}^{*0}$ threshold. When the $X(3872)$ mass is below the $D^0\bar{D}^{*0}$ threshold, the coupling constant can be evaluated assuming the $X(3872)$ is an S -wave $D^0\bar{D}^{*0}$ molecule [53–55],

$$g_X^2 = \frac{16\pi m_X^2}{\mu_{D^0\bar{D}^{*0}}} \sqrt{2\mu_{D^0\bar{D}^{*0}} \delta}, \quad (6)$$

³ The coupling constant of $D^{*+} \rightarrow \gamma D^+$, g'_3 , evaluated with the measured full width and branching ratio is $g'_3 = 0.47$ GeV⁻¹, which is less than 1/3 of the $D^{*0} \rightarrow \gamma D^0$ coupling. This makes the charged $D^*\bar{D}^*D$ -loop contribution even less important.

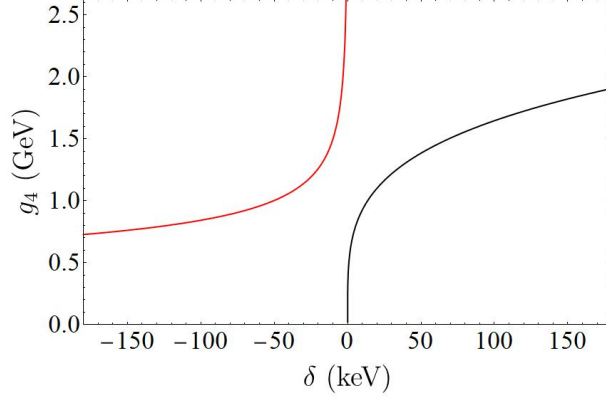


FIG. 2. The coupling constant g_4 as a function of the $X(3872)$ binding energy, δ . The black and red lines in $\delta > 0$ and $\delta < 0$ correspond to the cases with the $X(3872)$ mass below and above the $D^0\bar{D}^{*0}$ threshold, and g_4 is evaluated with Eqs. (6) and (7), respectively.

with $\mu_{D^0\bar{D}^{*0}}$ and δ being the $D^0\bar{D}^{*0}$ reduced mass and the $X(3872)$ binding energy given by Eq. (1), respectively. In Eq. (6), g_X is the coupling constant of $X(3872)$ to the $D\bar{D}^*$ pair of $J^{PC} = 1^{++}$, and g_4 and g_X are related with $g_4 = g_X/2$ [48]. With the analyses of the $X(3872)$ line shape in the $\pi^+\pi^-J/\psi$ or $D^0\bar{D}^{*0}$, the non- $D^0\bar{D}^{*0}$ component of $X(3872)$ is estimated to be a few tens of percents [2, 20, 30], which would give uncertainties of the same level to the $X(3872) \rightarrow D\bar{D}^*$ coupling squared evaluated with Eq. (6). When the $X(3872)$ mass is above the $D^0\bar{D}^{*0}$ threshold, g_4 can be obtained by using the $X(3872) \rightarrow D^0\bar{D}^{*0}$ branching ratio [56]; using Eq. (5), we have

$$g_4^2 = \frac{1}{2}\Gamma_X \text{Br}[X(3872) \rightarrow D^{*0}\bar{D}^0 + \text{c.c.}] \frac{8\pi m_X^2/p_{D^0}}{\frac{2}{3}\left(1 + \frac{E_{\bar{D}^{*0}}^2}{2m_{\bar{D}^{*0}}^2}\right)} \quad (7)$$

with $p_{D^0} = \lambda^{1/2}(m_X^2, m_{D^0}^2, m_{\bar{D}^{*0}}^2)/(2m_X)$ and $E_{\bar{D}^{*0}} = (m_X^2 + m_{\bar{D}^{*0}}^2 - m_{D^0}^2)/(2m_X)$. In this work, the mass of $X(3872)$ is treated as a parameter, and it will be changed to see the difference of the $\gamma X(3872)$ invariant mass distribution. The width of $X(3872)$, Γ_X , is currently not known and the upper bound is provided [1]. Here, Γ_X is assumed to be 100 keV, which is the value expected from the calculation of the $X(3872) \rightarrow \pi^0 D^0 \bar{D}^0$ partial width in the hadronic molecular picture [8, 57, 58] and the $X(3872) \rightarrow \pi^0 D^0 \bar{D}^0$ branching ratio [1, 15, 16].⁴ The coupling constant g_4 as a function of δ is shown in Fig. 2. Note that the values of g_4 from both the $\delta > 0$ and $\delta < 0$ sides are similar if we neglect the part with

⁴ In the recent LHCb analyses [2, 3], the $X(3872)$ BW parameters are extracted from the $\pi^+\pi^-J/\psi$ distribution: the mass is consistent with the $D^0\bar{D}^{*0}$ threshold within the error and the width is about 1 MeV. If

δ in the vicinity of 0. In that special region, the absolute value of the imaginary of the pole position cannot be approximated by half the width computed using Eq. (7). Furthermore, the coupling of the $X(3872)$ to the charged and neutral $D\bar{D}^*$ can be computed from the residue of the coupled-channel $D^0\bar{D}^{*0}-D^+D^{*-}$ T -matrix. It is found that the couplings of the $X(3872)$ to $D^0\bar{D}^{*0}$ and to D^+D^{*-} are approximately the same [14, 57], and are consistent with the values shown in Fig. 2 (see also the discussion in Ref. [48]). In the end, we use $g_4 = 1$ GeV for all the cases of the $X(3872)$ masses that will be discussed below for an estimation of the cross section.

Then, with the amplitudes Eqs. (2), (4), and (5), the $e^+e^- \rightarrow \pi^0\gamma X(3872)$ production amplitude considering the $D^{*0}\bar{D}^{*0}D^0$ and $\bar{D}^{*0}D^{*0}\bar{D}^0$ triangle loops in Fig. 1 is given by

$$\begin{aligned}
-i\mathcal{M}_{e^+e^-, \pi^0\gamma X} = & 2 \int \frac{d^4l}{(2\pi)^4} (-i\mathcal{M}_{e^+e^-, \pi^0 D^{*0}\bar{D}^{*0}}^{\gamma\delta}) e g_3 g_4 D_\Delta^{-1} [P_{D^{*0}}]_{\gamma\rho} [P_{\bar{D}^{*0}}]_{\delta\tau} \\
& \times \epsilon^{\mu\nu\rho\sigma} (p_{D^{*0}})_\mu (p_\gamma)_\nu (\epsilon_\gamma^*)_\sigma (\epsilon_X^*)^\tau, \\
D_\Delta = & [l^2 - m_{D^{*0}}^2 + i\epsilon][(k_1 + l)^2 - m_{D^{*0}}^2 + i\epsilon][(k_2 + l)^2 - m_{D^0}^2 + i\epsilon].
\end{aligned} \tag{8}$$

The factor of 2 in the above equation comes from the same contribution from the charge-conjugated loops. The library LOOPTOOLS is used for the evaluation of the one-loop integral [59]. The width of the particles is taken into account by replacing the mass of D^{*0} and \bar{D}^{*0} , $m_{D^{*0}}$, with $m_{D^{*0}} - i\Gamma_{D^{*0}}/2$ in the propagator. See Appendix A for the details of $\mathcal{M}_{e^+e^-, \pi^0\gamma X}$.

With the $e^+e^- \rightarrow \pi^0\gamma X(3872)$ amplitude in Eq. (8), the $\gamma X(3872)$ invariant mass distribution is given by

$$\frac{d\sigma_{e^+e^-, \pi^0\gamma X}}{dm_{\gamma X}} = \frac{p_{\pi^0} p_\gamma}{(4\pi)^5 s p_e} \int d\Omega_{\pi^0} \int d\Omega_\gamma \overline{|\mathcal{M}_{e^+e^-, \pi^0\gamma X}|^2},$$

where p_{π^0} and p_e are given by the expressions below Eq. (3) changing $m_{D^*\bar{D}^*}^2$ to $m_{\gamma X}^2$, and $p_\gamma = \lambda^{1/2}(m_{\gamma X}^2, 0, m_X^2)/(2m_{\gamma X})$. Ω_{π^0} and Ω_γ are the solid angles of the π^0 in the e^+e^- c.m. frame and of the photon in the $\gamma X(3872)$ c.m. frame, respectively.

$\Gamma_X = 1$ MeV, the nontrivial cuspy structure in the $\gamma X(3872)$ distribution would get largely smeared, and it would be difficult to obtain clear information of the $X(3872)$ from the $\gamma X(3872)$ line shape. However, it should be emphasized that the BW form is not suitable for such a state seated on top of an S -wave threshold as the energy dependence of the width and its analytic continuation, which is crucial under this situation, is not properly taken into account. In the best fit with the Flatté parametrization, the half-maximum width of the original $X(3872)$ line shape before taking account of the experimental resolution is of the order of 100 keV [2], which is compatible with the molecular model prediction [8, 57, 58].

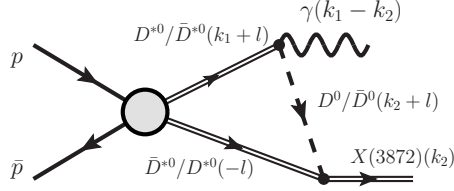


FIG. 3. Triangle diagram contributing the $p\bar{p} \rightarrow \gamma X(3872)$ process.

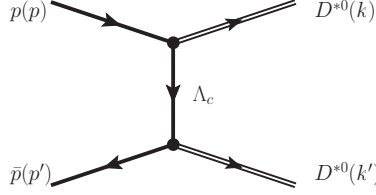


FIG. 4. $\bar{D}^* D^*$ production from $p\bar{p}$ through a Λ_c exchange. The momenta of the particles are given in parentheses.

B. $p\bar{p} \rightarrow \gamma X(3872)$

The $p\bar{p} \rightarrow \gamma X(3872)$ amplitude is considered in this part. The diagram of the $p\bar{p} \rightarrow \gamma X(3872)$ transition with the $D^{*0}\bar{D}^{*0}D^0/\bar{D}^{*0}D^{*0}\bar{D}^0$ loops is shown in Fig. 3.

The $\bar{D}^{*0}D^{*0}$ pair can be produced from $p\bar{p}$ by exchanging a Λ_c as depicted in Fig. 4. Possible $\Sigma_c^{(*)}$ contributions are ignored as argued in Ref. [60] based on the flavor SU(4) model. With the effective Lagrangian for the $p\Lambda_c D^{*0}$ coupling [61],

$$\mathcal{L}_{N\Lambda_c D^{*0}} = g_v \bar{\Lambda}_c \gamma^\mu (D^{*0})_\mu p + \text{h.c.},$$

the $p\bar{p} \rightarrow \bar{D}^{*0}D^{*0}$ transition amplitude with the Λ_c exchange is written as

$$-i\mathcal{M}_{p\bar{p}, \bar{D}^{*0}D^{*0}} = \bar{v}(ig_v \gamma^{\mu'}) \frac{iF_{p, \bar{D}^* \Lambda_c}^2}{\not{p} - \not{k} - m_{\Lambda_c} + i\epsilon} (ig_v \gamma^\mu) u(\epsilon_{D^{*0}}^*)_{\mu'} (\epsilon_{\bar{D}^{*0}}^*)_\mu, \quad (9)$$

where u and \bar{v} are the spinors of the proton and antiproton, and a form factor $F_{p, \bar{D}^* \Lambda_c}$ is introduced. For the parameter g_v , we take the value in Refs. [61, 62] obtained by using the SU(4) model, $g_v = -5.20$. For the form factor $F_{p, \bar{D}^* \Lambda_c}$, we use

$$F_{p, \bar{D}^* \Lambda_c}^2 = \frac{\Lambda^4}{((p-k)^2 - m_{\Lambda_c}^2)^2 + \Lambda^4}. \quad (10)$$

The form factor like Eq. (10) is used, e.g., in Refs. [55, 63], and the cutoff is typically set to be around $\Lambda = 2$ GeV. Here, since the aim is to get an order-of-magnitude estimate of the

cross section for the $p\bar{p} \rightarrow \gamma X(3872)$, it suffices to take a value used in the literature, and we take $\Lambda = 2.0$ GeV. The dependence of our results on this parameter will be checked.

We are interested in the manifestation of the TS in the $\gamma X(3872)$ invariant mass distribution. As shown in Ref. [64], the TS emerges when the process can occur classically, i.e., the internal particles of the loop are simultaneously placed on shell and all the momenta are collinear. At this time, the exchanged Λ_c in the $\bar{D}^{*0}D^{*0}$ production is far away from on shell. Then, Eq. (9) can be approximated by taking the leading term of the expansion in powers of $1/m_{\Lambda_c}$. The $p\bar{p} \rightarrow \bar{D}^{*0}D^{*0}$ production amplitude is reduced to

$$\begin{aligned} -i\mathcal{M}_{p\bar{p},\bar{D}^{*0}D^{*0}} &= \frac{ig_v^2 F_{p,\bar{D}^*\Lambda_c}^2}{m_{\Lambda_c}} \bar{v}\gamma^{\mu'}\gamma^\mu u(\epsilon_{D^{*0}}^*)_{\mu'}(\epsilon_{\bar{D}^{*0}}^*)_\mu \\ &\equiv -i\mathcal{M}_{p\bar{p},\bar{D}^{*0}D^{*0}}^{\mu'\mu}(\epsilon_{D^{*0}}^*)_{\mu'}(\epsilon_{\bar{D}^{*0}}^*)_\mu. \end{aligned}$$

Because the internal particles are close to on shell in the vicinity of the TS energies, the 4-momentum transfer $(p-k)^2$ in $F_{p,\bar{D}^*\Lambda_c}^2$ can be approximated by

$$(p-k)^2 = m_p^2 + m_{\bar{D}^{*0}}^2 - 2m_{\bar{D}^{*0}}E_p,$$

where the spatial momentum of the \bar{D}^{*0} is ignored because the TS energy is close to the $D^{*0}\bar{D}^{*0}$ threshold.

The part of the triangle loop in Fig. 3 is the same as the $e^+e^- \rightarrow \pi^0\gamma X(3872)$ reaction given in Sec. II A. The $p\bar{p} \rightarrow \gamma X(3872)$ amplitude with the $D^{*0}\bar{D}^{*0}D^0$ loop is written as

$$\begin{aligned} -i\mathcal{M}_{p\bar{p},\gamma X}^{(D^{*0}\bar{D}^{*0}D^0)} &= \int \frac{d^4l}{(2\pi)^4} (-i\mathcal{M}_{p\bar{p},\bar{D}^{*0}D^{*0}}^{\mu'\mu}) eg_3g_4 D_\Delta^{-1}[P_{D^{*0}}]_{\mu'\gamma}[P_{\bar{D}^{*0}}]_{\mu\tau} \\ &\quad \epsilon^{\alpha\beta\gamma\delta}(p_{D^{*0}})_\alpha(p_\gamma)_\beta(\epsilon_\gamma^*)_\delta(\epsilon_X^*)^\tau, \end{aligned} \quad (11)$$

and the $\bar{D}^{*0}D^{*0}\bar{D}^0$ loop gives

$$\begin{aligned} -i\mathcal{M}_{p\bar{p},\gamma X}^{(\bar{D}^{*0}D^{*0}\bar{D}^0)} &= \int \frac{d^4l}{(2\pi)^4} (-i\mathcal{M}_{p\bar{p},\bar{D}^{*0}D^{*0}}^{\mu'\mu})(-eg_3g_4)D_\Delta^{-1}[P_{\bar{D}^{*0}}]_{\mu\gamma}[P_{D^{*0}}]_{\mu'\tau} \\ &\quad \epsilon^{\alpha\beta\gamma\delta}(p_{\bar{D}^{*0}})_\alpha(p_\gamma)_\beta(\epsilon_\gamma^*)_\delta(\epsilon_X^*)^\tau. \end{aligned} \quad (12)$$

The details of $\mathcal{M}_{p\bar{p},\gamma X}^{(D^{*0}\bar{D}^{*0}D^0/\bar{D}^{*0}D^{*0}\bar{D}^0)}$ can be found in Appendix A. Finally, the amplitude of the $p\bar{p} \rightarrow \gamma X(3872)$ with the $D^{*0}\bar{D}^{*0}D^0/\bar{D}^{*0}D^{*0}\bar{D}^0$ loops, $\mathcal{M}_{p\bar{p},\gamma X}$, is

$$\mathcal{M}_{p\bar{p},\gamma X} = \mathcal{M}_{\text{ISI}}(\mathcal{M}_{p\bar{p},\gamma X}^{(D^{*0}\bar{D}^{*0}D^0)} + \mathcal{M}_{p\bar{p},\gamma X}^{(\bar{D}^{*0}D^{*0}\bar{D}^0)}), \quad (13)$$

where \mathcal{M}_{ISI} is a factor to take into account the $p\bar{p}$ initial-state interaction (ISI). In Ref. [61], this factor $|\mathcal{M}_{\text{ISI}}|^2$ is about 0.25 at $\sqrt{s} = 5$ GeV and moderately increases along with \sqrt{s} . Here we treat \mathcal{M}_{ISI} as a constant and take $|\mathcal{M}_{\text{ISI}}|^2 = 0.2$ for an estimation of the ISI effect.

With the $p\bar{p} \rightarrow \gamma X(3872)$ amplitude given in Eq. (13) and the phase-space factor, the cross section of the $p\bar{p} \rightarrow \gamma X(3872)$, $\sigma_{p\bar{p},\gamma X}$, as a function of \sqrt{s} , which is now the $p\bar{p}$ c.m. energy, is given by

$$\sigma_{p\bar{p},\gamma X} = \int d\Omega \frac{1}{64\pi^2 s} \frac{k}{p} |\overline{\mathcal{M}_{p\bar{p},\gamma X}}|^2,$$

with $k = \lambda^{1/2}(s, 0, m_X^2)/(2\sqrt{s})$ and $p = \lambda^{1/2}(s, m_p^2, m_p^2)/(2\sqrt{s})$.

C. Width effect of the $X(3872)$

To take into account the width of the $X(3872)$, the cross sections need to be convolved with the spectral function of the $X(3872)$.⁵ The spectral function may be parametrized using either the BW or the Flatté form. The latter form for the spectral function is used in this work since the Flatté parametrization is more proper for analyzing the $X(3872)$ line shape which is very close to the $D^0\bar{D}^{*0}$ threshold. The spectral function with the Flatté parametrization is given by [2, 27]

$$\begin{aligned} \rho_X(\tilde{m}_X) &= -\frac{1}{\pi} \text{Im} \left(\frac{1}{D_X} \right), D_X = \tilde{m}_X - m_{X0} + i\Gamma_X(\tilde{m}_X)/2, \\ \Gamma_X(\tilde{m}_X) &= g(k_1 + k_2) + \Gamma_{X,\rho}(\tilde{m}_X) + \Gamma_{X,\omega}(\tilde{m}_X) + \Gamma_{X0}, \\ k_1 &= \sqrt{2\mu_{D^0\bar{D}^{*0}}(\tilde{m}_X - m_{D^0} - m_{\bar{D}^{*0}})}, \\ k_2 &= \sqrt{2\mu_{D^+D^{*-}}(\tilde{m}_X - m_{D^+} - m_{D^{*-}})}, \\ \Gamma_{X,\rho}(\tilde{m}_X) &= f_\rho \int_{2m_\pi}^{\tilde{m}_X - m_{J/\psi}} \frac{dm'}{2\pi} \frac{q(\tilde{m}_X, m')\Gamma_\rho}{(m' - m_\rho)^2 + \Gamma_\rho^2/4}, \\ \Gamma_{X,\omega}(\tilde{m}_X) &= f_\omega \int_{3m_\pi}^{\tilde{m}_X - m_{J/\psi}} \frac{dm'}{2\pi} \frac{q(\tilde{m}_X, m')\Gamma_\omega}{(m' - m_\omega)^2 + \Gamma_\omega^2/4}, \\ q(\tilde{m}_X, m') &= \frac{1}{2\tilde{m}_X} \lambda^{1/2}(\tilde{m}_X^2, m'^2, m_{J/\psi}^2), \end{aligned} \quad (14)$$

with Γ_ρ and Γ_ω being the widths of the ρ and ω mesons, respectively. The nonrelativistic momenta $k_{1,2}$ are analytically continued below the threshold.

⁵ See Ref. [65] for a detailed discussion on the smearing effect of the experimental energy resolution, and see also Ref. [39] for arguments for the sensitivity of the TS peak on the $X(3872)$ binding energy, where the binning of the $\gamma X(3872)$ energy is considered.

amplitude, the scaling property hinders a determination of all free parameters [66]. We make use of the Flatté parameters, m_{X0} , Γ_{X0} , g , f_ρ , and f_ω from Ref. [2] which fixes m_{X0} and fits the other parameters to the data, and $g_4 = 1$ GeV is used for the $X(3872) \rightarrow D^0 \bar{D}^{*0}$ coupling as mentioned in Sec. II A for the estimation of the order of the cross section.

As pointed out in Ref. [39], for determining the $X(3872)$ binding energy from the $\gamma X(3872)$ line shape, the $X(3872)$ needs to be reconstructed from decay modes other than the $\pi^0 D^0 \bar{D}^0$ one; otherwise, one has to consider the tree-level contribution of $D^{*0} \bar{D}^{*0} \rightarrow \pi^0 D^0 \bar{D}^0$, which has a subtle interference with the triangle diagrams and cannot be treated as a smooth background near the TS energies [67–70]. In Ref. [44], the $e^+e^- \rightarrow \gamma D^{*0} \bar{D}^0$ process is studied, and it is found that the $D^0 \bar{D}^{*0}$ distribution with a fixed \sqrt{s} is completely dominated by the tree-level contribution, which increases rapidly at the TS energy.

Because of the existence of a TS, in the invariant mass distribution of the decay products of the $X(3872)$ for a given initial energy, or in the $\gamma X(3872)$ distribution when the invariant mass of the final state particles used to reconstruct the $X(3872)$ (such as the $J/\psi \pi^+ \pi^-$) is constrained within a small region around the $D^0 \bar{D}^{*0}$ threshold, there should be a TS peak even without the formation of the $X(3872)$, as pointed out in Ref. [49]. Such an effect would not cause any trouble, and will be automatically included if the full amplitude is employed for the transition from the $D^0 \bar{D}^{*0}$ to the final states (such as the $J/\psi \pi^+ \pi^-$) that are used to reconstruct the $X(3872)$ (the amplitude for the complete process will be then given by a convolution of the triangle loop and the transition amplitude). Since the transition amplitude possesses a pole due to the existence of the $X(3872)$, it will be dominated by the $X(3872)$ pole in the vicinity of the $X(3872)$ mass (e.g., within ± 2 MeV, see Appendix B) and thus we can approximate it by the $X(3872)$ spectral function as treated here.

In this work, we consider the $\pi^+ \pi^- J/\psi$ mode for reconstructing the $X(3872)$. Then, we make the convolution as follows:

$$\begin{aligned} \bar{F}(m_{\gamma X}) &= \int_{m_X - 2\Gamma_X}^{m_X + 2\Gamma_X} d\tilde{m}_X \frac{1}{2\pi\mathcal{N}} \frac{\Gamma_{X,\rho}(\tilde{m}_X)}{|D_X(\tilde{m}_X)|^2} F(m_{\gamma X}, \tilde{m}_X) \\ &= \int_{m_X - 2\Gamma_X}^{m_X + 2\Gamma_X} d\tilde{m}_X \rho_X(\tilde{m}_X) \frac{\Gamma_{X,\rho}(\tilde{m}_X)}{\text{Re}[\Gamma_X(\tilde{m}_X)]} F(m_{\gamma X}, \tilde{m}_X), \\ \mathcal{N} &= \int_{m_X - 2\Gamma_X}^{m_X + 2\Gamma_X} d\tilde{m}_X \rho_X(\tilde{m}_X), \end{aligned} \quad (15)$$

with F being $d\sigma_{e^+e^-, \pi^0 \gamma X} / dm_{\gamma X}$ or $\sigma_{p\bar{p}, \gamma X}$. The integration range for the convolution with the Flatté amplitude is chosen to be twice of the half-maximum width of the peak, which is

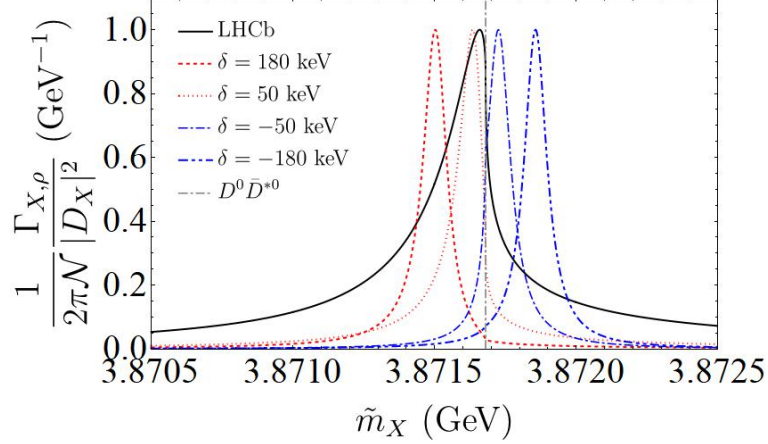


FIG. 5. $(\Gamma_{X,\rho}/|D_X|^2)/(2\pi\mathcal{N})$ as functions of \tilde{m}_X with Eq. (14). The lines are normalized at their maximum values. The vertical line is the $D^0\bar{D}^{*0}$ threshold. The line shape using the LHCb parameters [2] is much more asymmetric than the other choices because the corresponding pole of the Flatté distribution is located in the lower half complex- \tilde{m}_X plane but above the $D^0\bar{D}^{*0}$ threshold on the physical sheet of the $D^0\bar{D}^{*0}$ channel, defined as $\text{Im}k_1 > 0$ (note that the Schwarz reflection principal is not respected by the Flatté distribution with a constant imaginary part, Γ_{X0} , in the denominator). For the other choices of parameters, the pole is located below threshold on the physical sheet or above threshold on the unphysical sheet, defined as $\text{Im}k_1 < 0$. The mass and width from all the choices are consistent with the LHCb determination within uncertainties.

taken to be ± 400 keV from the $D^0\bar{D}^{*0}$ threshold with the LHCb best-fit parameters. For comparison, the calculation will also be done with different parameter sets of the Flatté amplitude. The parameters are fixed with the $X(3872)$ binding energy and width being $\delta = \pm 180, \pm 50$ keV and $\Gamma_X = 100$ keV. The mass and width are given by the peak position and the half-maximum width of $(\Gamma_{X,\rho}/|D_X|^2)/(2\pi\mathcal{N})$. Notice that the 100 keV width is consistent with the half-maximum width of the Flatté distribution in the LHCb analysis, $0.22_{-0.19}^{+0.26}$ MeV [2]. The ratios of g , f_ρ , and f_ω are fixed to the same values given by the best-fit parameters with $m_{X0} = 3864.5$ MeV in Ref. [2]. The parameters are tabulated in Table I. See Fig. 5 for a plot of $(\Gamma_{X,\rho}/|D_X|^2)/(2\pi\mathcal{N})$.

Finally, the parameters used in this calculation are summarized in Table II.

TABLE I. Flatté parameters of Ref. [2] with $\delta = 0$ keV and those with $\delta = \pm 180, \pm 50$ keV and $\Gamma_X = 100$ keV. The errors of the parameters for the $\delta = 0$ keV case given by Ref. [2] are summed in quadrature.

δ (keV)	m_{X0} (GeV)	g (-)	f_ρ (-)	f_ω (-)	Γ_{X0} (MeV)
0	3.8645	$0.108^{+0.006}_{-0.007}$	$(1.8^{+0.92}_{-0.85}) \times 10^{-3}$	1.0×10^{-2}	1.4 ± 0.72
180	3.8644	0.097	1.6×10^{-3}	9.0×10^{-3}	0.0
50	3.8643	0.108	1.8×10^{-3}	1.0×10^{-2}	0.3
-50	3.8714	5.186×10^{-3}	8.6×10^{-5}	4.8×10^{-4}	0.03
-180	3.8717	2.802×10^{-3}	4.7×10^{-5}	2.6×10^{-4}	0.035

TABLE II. Parameters used in this work.

m_{D^0} (GeV)	$m_{D^{*0}}$ (GeV)	$\Gamma_{D^{*0}}$ (keV)	$m_{D^{*+}}$ (GeV)	m_{π^0} (GeV)	m_ψ (GeV)	Γ_ψ (GeV)
1.86483	2.00685	55.3	2.01026	0.13498	4.22	0.06
m_p (GeV)	$g_0 g_1 g_2$ (GeV ³)	g_3 (GeV ⁻¹)	m_{Z_c0} (GeV)	Γ_{Z_c0} (GeV)	g_v	Λ (GeV)
0.93827	0.68	1.77	4.0317	0.0259	-5.20	2.0

III. RESULTS

A. $e^+e^- \rightarrow \pi^0\gamma X(3872)$

First, we show the $\gamma X(3872)$ invariant mass distribution in the $e^+e^- \rightarrow \pi^0\gamma X(3872)$ reaction, where $X(3872)$ decays further into $\pi^+\pi^- J/\psi$, denoted by $d\bar{\sigma}_{e^+e^-, \pi^0\gamma X}/dm_{\gamma X}$ (here and in the following, we use $\bar{\sigma}$ to denote cross sections convolved with the $X(3872)$ spectral function of the $J/\psi\pi^+\pi^-$ mode). In order to check the impact of the uncertainty of the Flatté parameters, we show the $\gamma X(3872)$ distribution convolved with the Flatté distribution Eq. (14) in Fig. 6, where δ is fixed to 0 keV. In the left panel of Fig. 6, the black solid line is the result with the central values of the best-fit parameters of the Flatté analysis by LHCb in Ref. [2], and the gray band is given by the parameter uncertainties (the statistical and systematic errors are summed in quadrature). The peak position is about 4.015 GeV, and

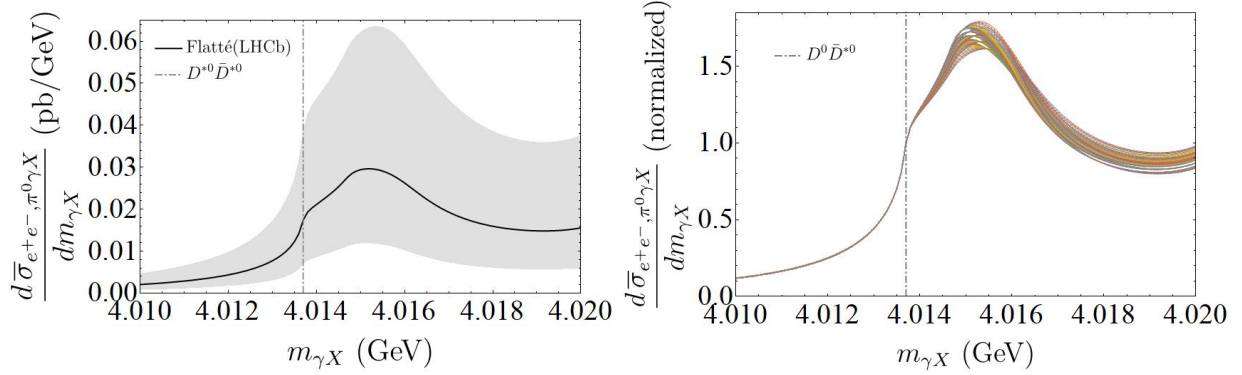


FIG. 6. Left: the $\gamma X(3872)$ distribution for $e^+e^- \rightarrow \pi^0 \gamma X(3872)$ convolved with the Flatté distribution, Eq. (14), with the error band given by the parameter errors of the Flatté distribution [2]. The e^+e^- c.m. energy is fixed at $\sqrt{s} = 4.23$ GeV, and $\delta = 0$ keV is used here [2]. Right: the plot of the $\gamma X(3872)$ distribution in the $e^+e^- \rightarrow \pi^0 \gamma X(3872)$ process with the parameter sets within the Flatté-parameter errors of Ref. [2] normalized with the value at the $D^{*0}\bar{D}^{*0}$ threshold. The vertical dash-dotted line is the $D^{*0}\bar{D}^{*0}$ threshold in both panels.

the peak has a width of a few hundreds of keV. The cross section is averaged in the range of $\tilde{m}_X \in m_{D^0} + m_{D^{*0}} \pm 400$ keV to cover the $X(3872)$ peak region of the black solid curve in Fig. 5. The uncertainty from the Flatté parameters is large,⁶ leading to a sizable uncertainty in the magnitude as seen from the gray band in Fig. 6, but the peak position and line shape remain almost intact. That can be seen in the right panel of Fig. 6 for the plot with the parameter sets allowed within the errors of the Flatté parameters in Ref. [2] normalized with the value at the $D^{*0}\bar{D}^{*0}$ threshold (see $\delta = 0$ keV of Table I for the value and the parameter errors); the line shapes with different parameter sets are similar to each other.

Other than the TS peak, one can see a cusp of the $D^{*0}\bar{D}^{*0}$ threshold slightly below $m_{\gamma X} = 4.014$ GeV as a consequence of the S -wave production of $D^{*0}\bar{D}^{*0}$. The two relevant singularities, the cusp at the $D^{*0}\bar{D}^{*0}$ threshold and the peak caused by the TS, fix the line shape. The distribution shows slightly increasing behavior along with increasing $m_{\gamma X}$. This is because of the $Z_c(4020)$ resonance included in the $D^*\bar{D}^*$ production mechanism. Yet, its inclusion does not change the TS peak structures in the $\gamma X(3872)$ distribution.

Notice that for the $e^+e^- \rightarrow \gamma X(3872)$ cross section [43], there is no $D^{*0}\bar{D}^{*0}$ threshold cusp as the $D^{*0}\bar{D}^{*0}$ pair is produced in P wave in that case, and only the TS peak can be

⁶ We did not take into account the correlations of the parameters, and thus the error band shown here would be overestimated.

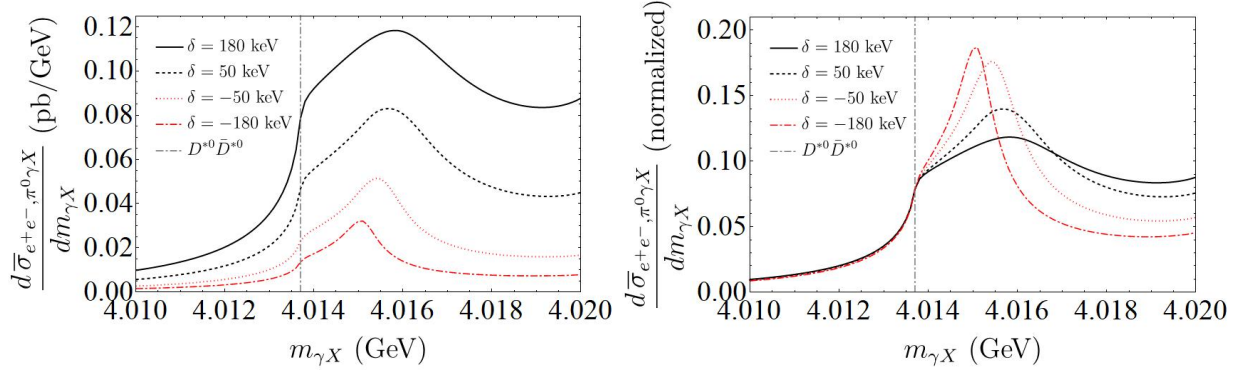


FIG. 7. Left: the $\gamma X(3872)$ distribution for the $e^+e^- \rightarrow \pi^0\gamma X(3872)$ with different $X(3872)$ masses convolved with the Flatté distribution Eq. (14). The e^+e^- c.m. energy is fixed to be $\sqrt{s} = 4.23$ GeV, and the $X(3872) \rightarrow \pi^+\pi^- J/\psi$ branching fraction has been taken into account. Right: the $e^+e^- \rightarrow \pi^0\gamma X(3872)$ cross section normalized with the value at $m_{\gamma X} = m_{D^{*0}} + m_{\bar{D}^{*0}}$ of $\delta = 180$ keV. In both panels, the vertical line is the $D^{*0}\bar{D}^{*0}$ threshold. The Flatté parameters with different $X(3872)$ binding energies are given in Table I.

seen in the $\gamma X(3872)$ distribution.

The $\gamma X(3872)$ distribution of the differential $e^+e^- \rightarrow \pi^0\gamma X(3872)$ cross section smeared with the Flatté distribution Eq. (14) with the parameter sets in Table I is given in Fig. 7. The range of the smearing in Eq. (15), twice of the half-maximum width from the peak, is $\tilde{m}_X \in m_X \pm 200$ keV here. The $\gamma X(3872)$ distributions with a few different masses (δ values) of the $X(3872)$ are shown in the left panel, and those normalized to the value at $m_{\gamma X} = m_{D^{*0}} + m_{\bar{D}^{*0}}$ with $\delta = 180$ keV is also given in the right panel of Fig. 7 to make the comparison of the line shapes easier.

The distribution $d\bar{\sigma}_{e^+e^-, \pi^0\gamma X}/dm_{\gamma X}$, which involves the $X(3872)$ decay into the $\pi^+\pi^- J/\psi$ mode, is the order 0.01 pb/GeV as in the left panels of Figs. 6 and 7 within $\delta = \pm 180$ keV. As one can see in the left panel of Fig. 7, the magnitude is bigger with larger δ . In the right panel of Fig. 7, one can see that the peak of the TS looks more clear with a negative δ compared with that with a positive δ or the line in Fig. 6. The peak positions for the $\delta = -50$ keV and -180 keV cases are 4.0155 GeV and 4.015 GeV, respectively, which are dictated by the TS whose location can be easily obtained using the master formula in Ref. [41]. On the other hand, the peak around $m_{\gamma X} = 4.016$ GeV with $\delta > 0$ is a remnant of the TS because the TS is in the complex plane in this case even when the D^{*0} width is

neglected. Thus, the peak is sensitive to the binding energy particularly with $\delta < 0$ as can be seen from the figure. As studied in Ref. [65], even after considering the energy resolution, the shapes can still be distinguished for different binding energies.

Let us make a comment on the uncertainties of the order of magnitude. The uncertainty of the $e^+e^- \rightarrow \pi^0(D^*\bar{D}^*)^0$, which is used to fix the parameter $g_0g_1g_2$, is about 10%, the uncertainty of the $D^* \rightarrow \gamma D$ part is only a few percent referring to the relative errors of the D^{*+} full width and the D^* branching ratios [1], and the composition of the $X(3872)$ other than $D\bar{D}^*$ would give an uncertainty of a few tens of percents to the coupling constant g_4^2 . Then, the uncertainties of the cross section are expected to be about a few tens of percents.

Integrating the differential cross section in Figs. 6 and 7 over the $m_{\gamma X}$ region between 4.01 and 4.02 GeV, we get $\mathcal{O}(0.1 \text{ fb})$. Such a small cross section implies that measuring the $\gamma X(3872)$ line shape of the $e^+e^- \rightarrow \pi^0\gamma X(3872)$ process would be very challenging.

B. $p\bar{p} \rightarrow \gamma X(3872)$

The plot of the $p\bar{p} \rightarrow \gamma X(3872)$ cross section convolved with the Flatté distribution in Eq. (14), $\bar{\sigma}_{p\bar{p},\gamma X}$ [note that the $X(3872) \rightarrow \pi^+\pi^- J/\psi$ branching fraction has been taken into account as before], as a function of the $p\bar{p}$ c.m. energy, \sqrt{s} is given in Fig. 8. The Flatté parameters from the LHCb analysis are used [2]. The distribution is similar to the analogous one for the $e^+e^- \rightarrow \pi^0\gamma X(3872)$ in Fig. 6, peaking at $m_{\gamma X} = 4.015 \text{ GeV}$, and the line shape is only marginally changed within errors of the Flatté parameters.

The plot of the $p\bar{p} \rightarrow \gamma X(3872)$ cross section, $\bar{\sigma}_{p\bar{p},\gamma X}$, with the parameter sets in Table I is given in the left panel of Fig. 9, and the right panel of Fig. 9 is the plot with all line shapes normalized to that of $\delta = 180 \text{ keV}$ at the $D^{*0}\bar{D}^{*0}$ threshold as the right panel of Fig. 7. The $\gamma X(3872)$ invariant mass distribution of the $p\bar{p} \rightarrow \gamma X(3872)$ process is qualitatively the same as the $e^+e^- \rightarrow \pi^0\gamma X(3872)$ case, since the singularities are the same. The cross section increases with larger δ , and the peak structure looks more significant with $\delta < 0$. The lines of $\delta = -50 \text{ keV}$ and -180 keV show a clear peak structure due to the TS in the physical region: the peak of $\delta = -50 \text{ keV}$ is at 4.0155 GeV and that of $\delta = -180 \text{ keV}$ is at 4.015 GeV as in Fig. 7. Comparing the distributions of $\delta = 50 \text{ keV}$ and $\delta = 180 \text{ keV}$, the enhancement at $m_{\gamma X} = 4.016 \text{ GeV}$ in the $\gamma X(3872)$ distribution with $\delta = 50 \text{ keV}$ is more clear since the TS is closer to the physical region.

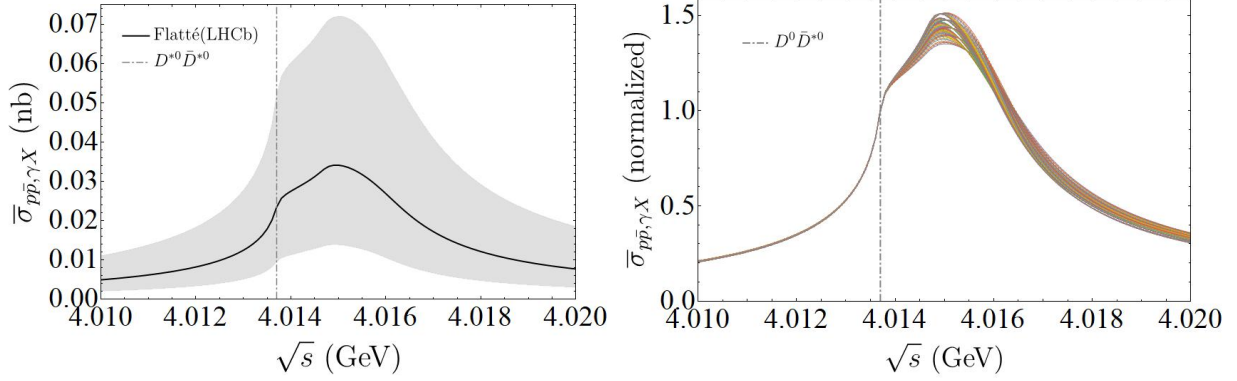


FIG. 8. Left: the $\gamma X(3872)$ distribution for the $p\bar{p} \rightarrow \gamma X(3872)$ smeared with the Flatté distribution. The gray error band is given by the parameter errors of the Flatté amplitude of the LHCb analysis [2]. Right: the plot of the $\gamma X(3872)$ distribution in the $p\bar{p} \rightarrow \gamma X(3872)$ process with the parameter sets within the Flatté-parameter errors of Ref. [2] normalized with the value at the $D^{*0}\bar{D}^{*0}$ threshold. In both panels, the $D^{*0}\bar{D}^{*0}$ threshold is shown with the gray dash-dotted line.

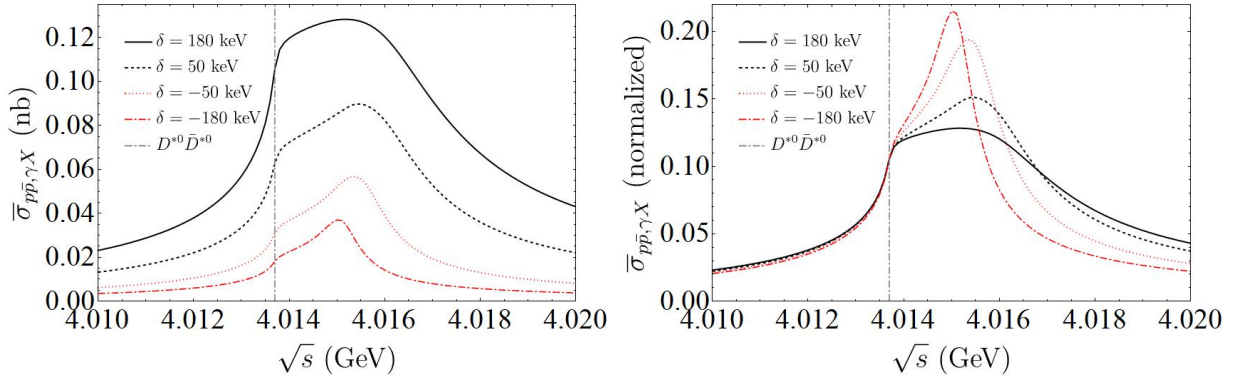


FIG. 9. Left: the $\gamma X(3872)$ distribution for the $p\bar{p} \rightarrow \gamma X(3872)$ with different $X(3872)$ binding energies as a function of the $p\bar{p}$ c.m. energy \sqrt{s} . The $X(3872) \rightarrow \pi^+\pi^- J/\psi$ branching fraction has been taken into account. Right: the $p\bar{p} \rightarrow \gamma X(3872)$ cross section normalized with the value at $m_{\gamma X} = m_{D^{*0}} + m_{\bar{D}^{*0}}$ of $\delta = 180$ keV. In both panels, the vertical line is the $D^{*0}\bar{D}^{*0}$ threshold. The Flatté parameters with different $X(3872)$ binding energies are given in Table I.

About the cutoff Λ in the form factor Eq. (10) for the $p\bar{p} \rightarrow \bar{D}^* D^*$ transition, $\Lambda = 2$ GeV is used in the plot of Figs. 8 and 9. Varying the cutoff Λ within $\Lambda = 2.0 \pm 0.2$ GeV, the cross section changes by a factor of 2 compared to the value with $\Lambda = 2$ GeV with the same line shape, indicating a large uncertainty in the estimate of the $p\bar{p} \rightarrow \gamma X(3872)$ cross

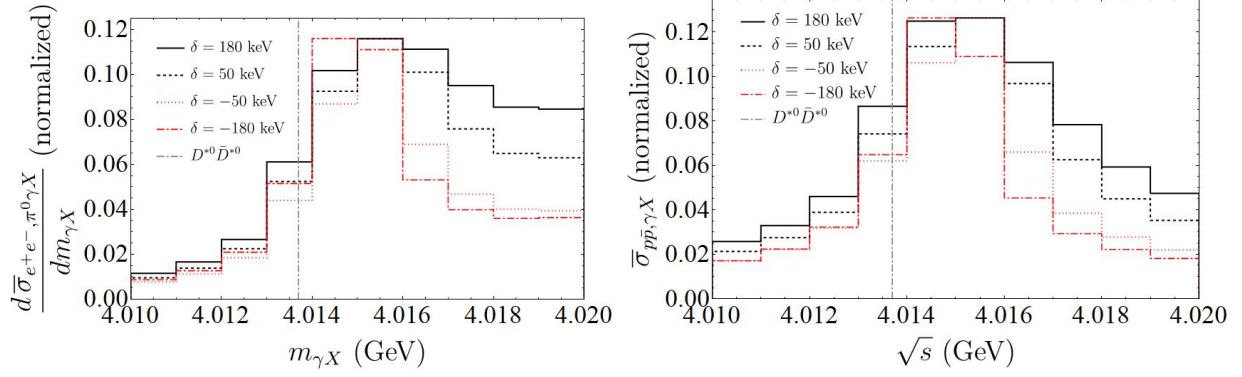


FIG. 10. The bin-averaged histogram of $d\bar{\sigma}_{e^+e^-, \pi^0 \gamma X}/dm_{\gamma X}$ (left) and $\bar{\sigma}_{pp\bar{p}, \gamma X}$ (right). The energy bin is 1 MeV, and the magnitudes are normalized at their maximal values. The $D^{*0}\bar{D}^{*0}$ threshold is shown as the gray dash-dotted line.

section in addition to that in the $X(3872) \rightarrow D\bar{D}^*$ coupling g_4 . Nevertheless, the order of magnitude should be reliable, and we expect $\bar{\sigma}_{pp\bar{p}, \gamma X}$ to be of $\mathcal{O}(10 \text{ pb})$ for $\sqrt{s} \sim 4015 \text{ MeV}$. From Ref. [71], the integrated luminosity of PANDA at $\sqrt{s} = 3872 \text{ MeV}$ is about 2 fb^{-1} in five months. Assuming the same integrated luminosity of 2 fb^{-1} in the energy region from 4010 to 4020 MeV, $\mathcal{O}(2 \times 10^4)$ events are expected to be collected for the $X(3872)$ in the $J/\psi\pi^+\pi^-$ mode. Considering further the reconstruction of the J/ψ from the e^+e^- and $\mu^+\mu^-$ pairs, each of which has about a branching fraction of about 6% [1], we expect that $\mathcal{O}(2 \times 10^3)$ events can be collected at PANDA. According to the Monte Carlo simulation in Ref. [26], a high-precision measurement of the $X(3872)$ binding energy is foreseen even after further smearing due to the energy resolution is taken into account [65]. In particular, such a smearing effect at PANDA will be very small since the energy resolution can reach the level of 100 keV [71, 72].⁷ To make a better comparison with the forthcoming experimental data, we show in Fig. 10 the histograms of $d\bar{\sigma}_{e^+e^-, \pi^0 \gamma X}/dm_{\gamma X}$ and $\bar{\sigma}_{pp\bar{p}, \gamma X}$ averaged over each energy bin. In the plot, the energy bin size is fixed to be 1 MeV and the magnitude of the histogram is normalized at their maximal values. The histograms with different δ can be distinguished from the peak position and the shape. Particularly, the line shape with positive δ is characterized by a longer tail at larger $\gamma X(3872)$ energies.

⁷ The beam energy resolutions for the high luminosity and high resolution modes of the High Energy Storage Ring are 167.8 keV and 33.6 keV, respectively [71, 72].

IV. SUMMARY

In this paper, we have estimated the cross sections for the production of $\gamma X(3872)$ from a short-distance $D^{*0}\bar{D}^{*0}$ source. A measurement of the $\gamma X(3872)$ line shape was proposed to achieve an unprecedented precision in determining the $X(3872)$ binding energy [39]. We focused on two processes in this paper: $e^+e^- \rightarrow \pi^0\gamma X(3872)$ and $p\bar{p} \rightarrow \gamma X(3872)$. The $\gamma X(3872)$ invariant mass distributions for these two processes were computed, which clearly show a special peak sandwiched between the $D^{*0}\bar{D}^{*0}$ threshold and the triangle singularity of the $D^{*0}\bar{D}^{*0}D^0/\bar{D}^{*0}D^{*0}\bar{D}^0$ loops. The obtained line shapes with different $X(3872)$ binding energies can be distinguished from each other in both the e^+e^- and $p\bar{p}$ processes: the peak is more narrow when the $X(3872)$ mass is above the $D^0\bar{D}^{*0}$ threshold. Convoluting the distributions with the spectral function of the $X(3872)$ does not change the conclusion, and the effect of smearing is marginal considering a width of order 100 keV for the $X(3872)$.

In the $e^+e^- \rightarrow \pi^0\gamma X(3872)$ reaction, the $Z_c(4020)$ resonance is introduced, and it is found that this resonance does not essentially change the peak structure caused by the TS. For the c.m. energy of the e^+e^- pair fixed at 4.23 GeV, with inputs from the BESIII measurements of the $e^+e^- \rightarrow \pi^0(D^*\bar{D}^*)^0$ [50], we find that the cross section $\sigma(e^+e^- \rightarrow \pi^0\gamma X(3872)) \times \text{Br}(X(3872) \rightarrow \pi^+\pi^-J/\psi)$ is $\mathcal{O}(0.1 \text{ fb})$ with the $\gamma X(3872)$ invariant mass integrated from 4.01 to 4.02 GeV. For the $p\bar{p} \rightarrow \gamma X(3872)$, the cross section is much larger. Considering a Λ_c exchange to produce $D^{*0}\bar{D}^{*0}$ from the $p\bar{p}$ collisions, it is estimated to be $\sigma(p\bar{p} \rightarrow \gamma X(3872)) \times \text{Br}(X(3872) \rightarrow \pi^+\pi^-J/\psi) = \mathcal{O}(10 \text{ pb})$. This result indicates that while it is hard to measure $e^+e^- \rightarrow \pi^0\gamma X(3872)$, plenty of events can be collected for $p\bar{p} \rightarrow \gamma X(3872)$ at the PANDA experiment. A precise determination of the $X(3872)$ binding energy is foreseen, which can definitely shed new light into understanding this most mysterious charmoniumlike particle.

ACKNOWLEDGMENTS

This work is supported in part by the National Natural Science Foundation of China (NSFC) under Grants No. 11835015, No. 11947302 and No. 11961141012, by the NSFC and the Deutsche Forschungsgemeinschaft (DFG) through the funds provided to the Sino-German Collaborative Research Center “Symmetries and the Emergence of Structure in

QCD" (NSFC Grant No. 11621131001, DFG Grant No. CRC110), by the Chinese Academy of Sciences (CAS) under Grants No. XDB34030303 and No. QYZDB-SSW-SYS013, and by the CAS Center for Excellence in Particle Physics (CCEPP). S.S. is also supported by the 2019 International Postdoctoral Exchange Program, and by the CAS President's International Fellowship Initiative (PIFI) under Grant No. 2019PM0108.

Appendix A: $e^+e^- \rightarrow \pi^0\gamma X$ (3872) and $p\bar{p} \rightarrow \gamma X$ (3872) amplitudes

With the $e^+e^- \rightarrow \pi^0\gamma X$ (3872) amplitude in Eq. (8) and the momentum assignment in Fig. 1, we have

$$\begin{aligned}
\mathcal{M}_{e^+e^-, \pi^0\gamma X} &= -2e^3 g_0 g_1 g_2 g_3 g_4 D_\gamma^{-1}(s) D_\psi^{-1}(s) D_{Z_c}^{-1}(m_{\gamma X}^2) \bar{v} \gamma_{\beta''} u [P_\psi]^{\beta''\beta'} [P_{Z_c}]_{\beta'\beta} \epsilon^{\alpha\beta\gamma\delta} (p_{Z_c})_\alpha \\
&\quad \times \int \frac{d^4 l}{(2\pi)^4} D_\Delta^{-1} \left[-g_{\gamma\rho} + \frac{(p_{D^*0})_\gamma (p_{D^*0})_\rho}{m_{D^*0}} \right] \left[-g_{\delta\tau} + \frac{(p_{\bar{D}^*0})_\delta (p_{\bar{D}^*0})_\tau}{m_{\bar{D}^*0}} \right] \\
&\quad \times \epsilon^{\mu\nu\rho\sigma} (p_{D^*0})_\mu (p_\gamma)_\nu (\epsilon_\gamma^*)_\sigma (\epsilon_X^*)^\tau \\
&= -2e^3 g_0 g_1 g_2 g_3 g_4 D_\gamma^{-1}(s) D_\psi^{-1}(s) D_{Z_c}^{-1}(m_{\gamma X}^2) \bar{v} \gamma_{\beta''} u [P_\psi]^{\beta''\beta'} [P_{Z_c}]_{\beta'\beta} \epsilon^{\alpha\beta\gamma\delta} (k_1)_\alpha \\
&\quad \times \int \frac{d^4 l}{(2\pi)^4} D_\Delta^{-1} (-g_{\gamma\rho}) \left(-g_{\beta\tau} + \frac{l_\beta l_\tau}{m_{\bar{D}^*0}^2} \right) \epsilon^{\mu\nu\rho\sigma} (k_1 + l)_\mu (k_1 - k_2)_\nu (\epsilon_\gamma^*)_\sigma (\epsilon_X^*)^\tau.
\end{aligned}$$

The $p\bar{p} \rightarrow \gamma X$ (3872) amplitude Eq. (11) with the particle momenta assigned as in Fig. 3 is reduced to

$$\begin{aligned}
\mathcal{M}_{p\bar{p}, \gamma X}^{(D^*0 \bar{D}^*0 D^0)} &= \int \frac{d^4 l}{(2\pi)^4} \frac{eg_3 g_4 F_{p, \bar{D}^* \Lambda_c}^2}{m_{\Lambda_c}} \bar{v} (ig_v \gamma^{\mu'}) (ig_v \gamma^\mu) u \\
&\quad \times D_\Delta^{-1} (-g_{\mu'\gamma}) \left[-g_{\mu\tau} + \frac{(p_{\bar{D}^*0})_\mu (p_{\bar{D}^*0})_\tau}{m_{\bar{D}^*0}^2} \right] \epsilon^{\alpha\beta\gamma\delta} (p_{D^*0})_\alpha (p_\gamma)_\beta (\epsilon_\gamma^*)_\delta (\epsilon_X^*)^\tau \\
&= - \int \frac{d^4 l}{(2\pi)^4} \frac{g_v^2 eg_3 g_4 F_{p, \bar{D}^* \Lambda_c}^2}{m_{\Lambda_c}} \bar{v} \gamma^{\mu'} \gamma^\mu u \\
&\quad \times D_\Delta^{-1} (-g_{\mu'\gamma}) \left(-g_{\mu\tau} + \frac{l_\mu l_\tau}{m_{\bar{D}^*0}^2} \right) \epsilon^{\alpha\beta\gamma\delta} (k_1 + l)_\alpha (k_1 - k_2)_\beta (\epsilon_\gamma^*)_\delta (\epsilon_X^*)^\tau,
\end{aligned}$$

and the amplitude of the $\bar{D}^*0 D^*0 \bar{D}^0$ loop, Eq. (12), gives

$$\begin{aligned}
\mathcal{M}_{p\bar{p}, \gamma X}^{(\bar{D}^*0 D^*0 \bar{D}^0)} &= - \int \frac{d^4 l}{(2\pi)^4} \frac{eg_3 g_4 F_{p, \bar{D}^* \Lambda_c}^2}{m_{\Lambda_c}} \bar{v} (ig_v \gamma^{\mu'}) (ig_v \gamma^\mu) u \epsilon^{\alpha\beta\gamma\delta} (p_{\bar{D}^*0})_\alpha (p_\gamma)_\beta (\epsilon_\gamma^*)_\delta (\epsilon_X^*)^\tau \\
&\quad \times D_\Delta^{-1} \left[-g_{\mu\gamma} + \frac{(p_{\bar{D}^*0})_\mu (p_{\bar{D}^*0})_\gamma}{m_{\bar{D}^*0}^2} \right] \left[-g_{\mu'\tau} + \frac{(p_{D^*0})_{\mu'} (p_{D^*0})_\tau}{m_{D^*0}^2} \right] \\
&= \int \frac{d^4 l}{(2\pi)^4} \frac{g_v^2 eg_3 g_4 F_{p, \bar{D}^* \Lambda_c}^2}{m_{\Lambda_c}} \bar{v} \gamma^{\mu'} \gamma^\mu u
\end{aligned}$$

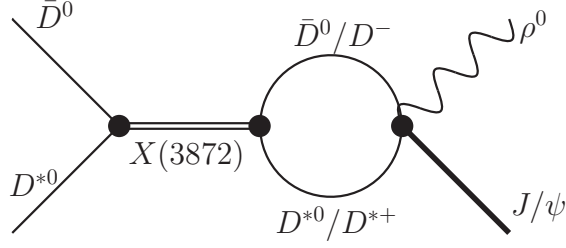


FIG. 11. Isospin breaking process of $(\bar{D}^0 D^{*0} + D^0 \bar{D}^{*0}) \rightarrow X(3872) \rightarrow J/\psi \pi^+ \pi^-$. The charge conjugated charmed-meson pairs are not shown.

$$\times D_{\Delta}^{-1}(-g_{\mu\gamma}) \left(-g_{\mu'\tau} + \frac{l_{\mu'} l_{\tau}}{m_{D^{*0}}^2} \right) \epsilon^{\alpha\beta\gamma\delta} (k_1 + l)_{\alpha} (k_1 - k_2)_{\beta} (\epsilon_{\gamma}^*)_{\delta} (\epsilon_X^*)^{\tau}.$$

Adding these two terms, we get

$$\begin{aligned} \mathcal{M}_{p\bar{p},\gamma X}^{(D^{*0}\bar{D}^{*0}D^0)} + \mathcal{M}_{p\bar{p},\gamma X}^{(\bar{D}^{*0}D^{*0}\bar{D}^0)} &= \int \frac{d^4 l}{(2\pi)^4} \frac{g_v^2 e g_3 g_4 F_{p,\bar{D}^* \Lambda_c}^2}{m_{\Lambda_c}} \bar{v}[\gamma^{\mu'}, \gamma^{\mu}] u D_{\Delta}^{-1} g_{\mu\gamma} \left(-g_{\mu'\tau} + \frac{l_{\mu'} l_{\tau}}{m_{D^{*0}}^2} \right) \\ &\times \epsilon^{\alpha\beta\gamma\delta} (k_1 + l)_{\alpha} (k_1 - k_2)_{\beta} (\epsilon_{\gamma}^*)_{\delta} (\epsilon_X^*)^{\tau}. \end{aligned}$$

Appendix B: Pole dominance in the $(\bar{D}^0 D^{*0} + D^0 \bar{D}^{*0}) \rightarrow J/\psi \pi^+ \pi^-$

Here we show that the $(\bar{D}^0 D^{*0} + D^0 \bar{D}^{*0}) \rightarrow J/\psi \pi^+ \pi^-$ process is dominated by the $X(3872)$ pole if the events selection is restricted to a small region around the $X(3872)$ mass, despite that the $X(3872) \rightarrow J/\psi \pi^+ \pi^-$ receives a suppression from isospin breaking.

Since the $J/\psi \pi^+ \pi^-$, which can be treated as from the $J/\psi \rho^0$, is an isospin vector, it is not essential in the formation of the $X(3872)$. Therefore, its contribution to the $X(3872)$ can be treated perturbatively. The leading term in the Laurent expansion of the full amplitude for $(\bar{D}^0 D^{*0} + D^0 \bar{D}^{*0}) \rightarrow J/\psi \pi^+ \pi^-$ contains the $X(3872)$ pole, which couples to $J/\psi \rho^0$ as shown in Fig. 11 [54]. The isospin breaking comes from the difference between the contributions from the charged and neutral charmed-meson loops in the figure. The amplitude can be written as

$$\frac{g_0^X}{E + \delta + i\Gamma_X/2} [g_0^X G_0(E) V_0 - g_c^X G_c(E) V_c],$$

where E is the difference between the $J/\psi \pi^+ \pi^-$ invariant mass and the $D^0 \bar{D}^{*0}$ threshold, g_0^X and g_c^X are the effective coupling constants for the $X(3872)$ couplings to the neutral and charged $D\bar{D}^* + \bar{D}D^*$ channels, respectively, $V_{0(c)}$ are the tree-level transition amplitudes from

the charmed mesons to the $J/\psi\pi^+\pi^-$ without any pole, and $G_{0(c)}(E)$ is the corresponding two-point scalar loop integral, which, evaluated using a Gaussian regulator, reads [35]

$$G(E) = \frac{\mu}{2\pi} \left(\frac{\Lambda}{\sqrt{2\pi}} + i\sqrt{2\mu E} \right),$$

with μ the reduced mass in the relevant charmed-meson channel and Λ the cutoff in the Gaussian regulator. We assume that all the isospin breaking happens through the loops, so that $V_0 \approx V_c$. Then, when the $J/\psi\pi^+\pi^-$ invariant mass is in the vicinity of the $X(3872)$ mass, the relative size of the transition rate for $(\bar{D}^0 D^{*0} + D^0 \bar{D}^{*0}) \rightarrow J/\psi\pi^+\pi^-$ through the $X(3872)$ pole and that without any pole, i.e., given by the isospin conserving V_0 , can be estimated as

$$R \equiv \frac{1}{2a} \int_{-a}^a dE \left| \frac{g_0^X}{E + \delta + i\Gamma_X/2} [g_0^X G_0(E) - g_c^X G_c(E)] \right|^2. \quad (\text{B1})$$

Using the central values of the effective couplings computed in Ref. [57] based on the ratio of the decay amplitudes for $X(3872) \rightarrow J/\psi\rho^0$ and $X(3872) \rightarrow J/\psi\omega$ extracted in Ref. [73], $g_0^X = 0.35(0.34) \text{ GeV}^{-1/2}$ and $g_c^X = 0.32(0.26) \text{ GeV}^{-1/2}$ for $\Lambda = 0.5(1.0) \text{ GeV}$. If the $J/\psi\pi^+\pi^-$ events are selected within $\pm 2 \text{ MeV}$, i.e. $a = 2 \text{ MeV}$, of the $D^0\bar{D}^{*0}$ threshold, Eq. (B1) leads to $R \approx 89(166)$ with $\delta = 0$ and $\Gamma_X = 0.1 \text{ MeV}$ using the inputs for $\Lambda = 0.5(1.0) \text{ GeV}$. The results with $\delta \in [-180, 180] \text{ keV}$ are of the same order. If the interval for the events selection is further reduced to $\pm 1 \text{ MeV}$, the ratio becomes even larger: $R \approx 175(328)$.

Therefore, we conclude that it is very reasonable to assume that within the vicinity of the $X(3872)$ mass, the $(\bar{D}^0 D^{*0} + D^0 \bar{D}^{*0}) \rightarrow J/\psi\pi^+\pi^-$ process is dominated by the $X(3872)$ pole.

-
- [1] P.A. Zyla *et al.*, “Review of Particle Physics,” [PTEP **2020**, 083C01 \(2020\)](#).
 - [2] Roel Aaij *et al.* (LHCb), “Study of the lineshape of the $\chi_{c1}(3872)$ state,” [Phys. Rev. D **102**, 092005 \(2020\)](#), [arXiv:2005.13419 \[hep-ex\]](#).
 - [3] Roel Aaij *et al.* (LHCb), “Study of the $\psi_2(3823)$ and $\chi_{c1}(3872)$ states in $B^+ \rightarrow (J/\psi\pi^+\pi^-) K^+$ decays,” [JHEP **08**, 123 \(2020\)](#), [arXiv:2005.13422 \[hep-ex\]](#).
 - [4] Stanley M. Flatté, “Coupled-Channel Analysis of the $\pi\eta$ and $K\bar{K}$ Systems Near $K\bar{K}$ Threshold,” [Phys. Lett. B **63**, 224–227 \(1976\)](#).

- [5] Nils A. Törnqvist, “From the deuteron to deusons, an analysis of deuteron-like meson meson bound states,” *Z. Phys.* **C61**, 525–537 (1994), [arXiv:hep-ph/9310247 \[hep-ph\]](#).
- [6] Eric Braaten, Masaaki Kusunoki, and Shmuel Nussinov, “Production of the $X(3870)$ in B meson decay by the coalescence of charm mesons,” *Phys. Rev. Lett.* **93**, 162001 (2004), [arXiv:hep-ph/0404161](#).
- [7] D. Gamermann and E. Oset, “Axial resonances in the open and hidden charm sectors,” *Eur. Phys. J.* **A33**, 119–131 (2007), [arXiv:0704.2314 \[hep-ph\]](#).
- [8] S. Fleming, M. Kusunoki, T. Mehen, and U. van Kolck, “Pion interactions in the $X(3872)$,” *Phys. Rev.* **D76**, 034006 (2007), [arXiv:hep-ph/0703168 \[hep-ph\]](#).
- [9] Mohammad T. AlFiky, Fabrizio Gabbiani, and Alexey A. Petrov, “ $X(3872)$: Hadronic molecules in effective field theory,” *Phys. Lett.* **B640**, 238–245 (2006), [arXiv:hep-ph/0506141 \[hep-ph\]](#).
- [10] Gui-Jun Ding, Jia-Feng Liu, and Mu-Lin Yan, “Dynamics of Hadronic Molecule in One-Boson Exchange Approach and Possible Heavy Flavor Molecules,” *Phys. Rev. D* **79**, 054005 (2009), [arXiv:0901.0426 \[hep-ph\]](#).
- [11] Yubing Dong, Amand Faessler, Thomas Gutsche, Sergey Kovalenko, and Valery E. Lyubovitskij, “ $X(3872)$ as a hadronic molecule and its decays to charmonium states and pions,” *Phys. Rev.* **D79**, 094013 (2009), [arXiv:0903.5416 \[hep-ph\]](#).
- [12] Ning Li and Shi-Lin Zhu, “Isospin breaking, Coupled-channel effects and Diagnosis of $X(3872)$,” *Phys. Rev.* **D86**, 074022 (2012), [arXiv:1207.3954 \[hep-ph\]](#).
- [13] Feng-Kun Guo, Christoph Hanhart, Ulf-G. Meißner, Qian Wang, and Qiang Zhao, “Production of the $X(3872)$ in charmonia radiative decays,” *Phys. Lett. B* **725**, 127–133 (2013), [arXiv:1306.3096 \[hep-ph\]](#).
- [14] Daniel Gamermann and Eulogio Oset, “Isospin breaking effects in the $X(3872)$ resonance,” *Phys. Rev.* **D80**, 014003 (2009), [arXiv:0905.0402 \[hep-ph\]](#).
- [15] Chunhua Li and Chang-Zheng Yuan, “Determination of the absolute branching fractions of $X(3872)$ decays,” *Phys. Rev.* **D100**, 094003 (2019), [arXiv:1907.09149 \[hep-ex\]](#).
- [16] Eric Braaten, Li-Ping He, and Kevin Ingles, “Branching Fractions of the $X(3872)$,” (2019), [arXiv:1908.02807 \[hep-ph\]](#).
- [17] Eric Braaten and Masaaki Kusunoki, “Low-energy universality and the new charmonium resonance at 3870 MeV,” *Phys. Rev. D* **69**, 074005 (2004), [arXiv:hep-ph/0311147](#).

- [18] Eric S. Swanson, “Short range structure in the $X(3872)$,” *Phys. Lett. B* **588**, 189–195 (2004), [arXiv:hep-ph/0311229](#).
- [19] Eric S. Swanson, “Diagnostic decays of the $X(3872)$,” *Phys. Lett. B* **598**, 197–202 (2004), [arXiv:hep-ph/0406080](#).
- [20] Eric Braaten and Masaoki Kusunoki, “Decays of the $X(3872)$ into J/ψ and light hadrons,” *Phys. Rev. D* **72**, 054022 (2005), [arXiv:hep-ph/0507163](#).
- [21] Yu-bing Dong, Amand Faessler, Thomas Gutsche, and Valery E. Lyubovitskij, “Estimate for the $X(3872) \rightarrow \gamma J/\psi$ decay width,” *Phys. Rev. D* **77**, 094013 (2008), [arXiv:0802.3610 \[hep-ph\]](#).
- [22] Yubing Dong, Amand Faessler, Thomas Gutsche, and Valery E. Lyubovitskij, “ J/ψ gamma and $\psi(2S)$ gamma decay modes of the $X(3872)$,” *J. Phys. G* **38**, 015001 (2011), [arXiv:0909.0380 \[hep-ph\]](#).
- [23] M. Nielsen and C.M. Zanetti, “Radiative decay of the $X(3872)$ as a mixed molecule-charmonium state in QCD Sum Rules,” *Phys. Rev. D* **82**, 116002 (2010), [arXiv:1006.0467 \[hep-ph\]](#).
- [24] Thomas Mehen and Roxanne Springer, “Radiative Decays $X(3872) \rightarrow \psi(2S)\gamma$ and $\psi(4040) \rightarrow X(3872)\gamma$ in Effective Field Theory,” *Phys. Rev. D* **83**, 094009 (2011), [arXiv:1101.5175 \[hep-ph\]](#).
- [25] Feng-Kun Guo, C. Hanhart, Yu.S. Kalashnikova, Ulf-G. Meißner, and A.V. Nefediev, “What can radiative decays of the $X(3872)$ teach us about its nature?” *Phys. Lett. B* **742**, 394–398 (2015), [arXiv:1410.6712 \[hep-ph\]](#).
- [26] Feng-Kun Guo, Xiao-Hai Liu, and Shuntaro Sakai, “Threshold cusps and triangle singularities in hadronic reactions,” *Prog. Part. Nucl. Phys.* **112**, 103757 (2020), [arXiv:1912.07030 \[hep-ph\]](#).
- [27] C Hanhart, Yu. S Kalashnikova, Alexander Evgenyevich Kudryavtsev, and A. V Nefediev, “Reconciling the $X(3872)$ with the near-threshold enhancement in the $D^0\bar{D}^{*0}$ final state,” *Phys. Rev. D* **76**, 034007 (2007), [arXiv:0704.0605 \[hep-ph\]](#).
- [28] Eric Braaten and Meng Lu, “Line shapes of the $X(3872)$,” *Phys. Rev. D* **76**, 094028 (2007), [arXiv:0709.2697 \[hep-ph\]](#).
- [29] Ou Zhang, C. Meng, and H.-Q. Zheng, “Ambiversion of $X(3872)$,” *Phys. Lett. B* **680**, 453–458 (2009), [arXiv:0901.1553 \[hep-ph\]](#).
- [30] Yu.S. Kalashnikova and A.V. Nefediev, “Nature of $X(3872)$ from data,” *Phys. Rev. D* **80**,

- 074004 (2009), [arXiv:0907.4901 \[hep-ph\]](#).
- [31] Eric Braaten and James Stapleton, “Analysis of $J/\psi\pi^+\pi^-$ and $D^0\bar{D}^0\pi^0$ Decays of the $X(3872)$,” *Phys. Rev.* **D81**, 014019 (2010), [arXiv:0907.3167 \[hep-ph\]](#).
- [32] Xian-Wei Kang and J.A. Oller, “Different pole structures in line shapes of the $X(3872)$,” *Eur. Phys. J. C* **77**, 399 (2017), [arXiv:1612.08420 \[hep-ph\]](#).
- [33] Angelo Esposito, Andrea L. Guerrieri, Fulvio Piccinini, Alessandro Pilloni, and Antonio D. Polosa, “Four-Quark Hadrons: an Updated Review,” *Int. J. Mod. Phys. A* **30**, 1530002 (2015), [arXiv:1411.5997 \[hep-ph\]](#).
- [34] Richard F. Lebed, Ryan E. Mitchell, and Eric S. Swanson, “Heavy-Quark QCD Exotica,” *Prog. Part. Nucl. Phys.* **93**, 143–194 (2017), [arXiv:1610.04528 \[hep-ph\]](#).
- [35] Feng-Kun Guo, Christoph Hanhart, Ulf-G. Meißner, Qian Wang, Qiang Zhao, and Bing-Song Zou, “Hadronic molecules,” *Rev. Mod. Phys.* **90**, 015004 (2018), [arXiv:1705.00141 \[hep-ph\]](#).
- [36] Yu S. Kalashnikova and A. V. Nefediev, “ $X(3872)$ in the molecular model,” *Phys. Usp.* **62**, 568–595 (2019), [*Usp. Fiz. Nauk*189,no.6,603(2019)], [arXiv:1811.01324 \[hep-ph\]](#).
- [37] Yasuhiro Yamaguchi, Atsushi Hosaka, Sachiko Takeuchi, and Makoto Takizawa, “Heavy hadronic molecules with pion exchange and quark core couplings: a guide for practitioners,” *J. Phys. G* **47**, 053001 (2020), [arXiv:1908.08790 \[hep-ph\]](#).
- [38] Nora Brambilla, Simon Eidelman, Christoph Hanhart, Alexey Nefediev, Cheng-Ping Shen, Christopher E. Thomas, Antonio Vairo, and Chang-Zheng Yuan, “The XYZ states: experimental and theoretical status and perspectives,” *Phys. Rept.* **873**, 1–154 (2020), [arXiv:1907.07583 \[hep-ex\]](#).
- [39] Feng-Kun Guo, “Novel Method for Precisely Measuring the $X(3872)$ Mass,” *Phys. Rev. Lett.* **122**, 202002 (2019), [arXiv:1902.11221 \[hep-ph\]](#).
- [40] L. D. Landau, “On analytic properties of vertex parts in quantum field theory,” *Nucl. Phys.* **13**, 181–192 (1959).
- [41] Melahat Bayar, Francesca Aceti, Feng-Kun Guo, and Eulogio Oset, “A Discussion on Triangle Singularities in the $\Lambda_b \rightarrow J/\psi K^- p$ Reaction,” *Phys. Rev.* **D94**, 074039 (2016), [arXiv:1609.04133 \[hep-ph\]](#).
- [42] Jonathan L. Rosner, “Hadronic and radiative D^* widths,” *Phys. Rev. D* **88**, 034034 (2013), [arXiv:1307.2550 \[hep-ph\]](#).
- [43] Eric Braaten, Li-Ping He, and Kevin Ingles, “Production of $X(3872)$ and a Photon in e^+e^-

- Annihilation,” *Phys. Rev. D* **101**, 014021 (2020), arXiv:1909.03901 [hep-ph].
- [44] Eric Braaten, Li-Ping He, Kevin Ingles, and Jun Jiang, “Charm-meson triangle singularity in e^+e^- annihilation into $D^{*0}\bar{D}^0 + \gamma$,” *Phys. Rev. D* **101**, 096020 (2020), arXiv:2004.12841 [hep-ph].
- [45] Yubing Dong, Amand Faessler, Thomas Gutsche, and Valery E. Lyubovitskij, “Radiative decay $Y(4260) \rightarrow X(3872) + \gamma$ involving hadronic molecular and charmonium components,” *Phys. Rev. D* **90**, 074032 (2014), arXiv:1404.6161 [hep-ph].
- [46] M. B. Voloshin, “Radiative and pionic transitions $Z_c(4020)^0 \rightarrow X(3872)\gamma$ and $Z_c(4020)^\pm \rightarrow X(3872)\pi^\pm$,” *Phys. Rev. D* **99**, 054028 (2019), arXiv:1902.01281 [hep-ph].
- [47] Eric Braaten, Li-Ping He, and Kevin Ingles, “Production of $X(3872)$ Accompanied by a Pion in B Meson Decay,” *Phys. Rev. D* **100**, 074028 (2019), arXiv:1902.03259 [hep-ph].
- [48] Shuntaro Sakai, Eulogio Oset, and Feng-Kun Guo, “Triangle singularity in the $B^- \rightarrow K^- \pi^0 X(3872)$ reaction and sensitivity to the $X(3872)$ mass,” *Phys. Rev. D* **101**, 054030 (2020), arXiv:2002.03160 [hep-ph].
- [49] Satoshi X. Nakamura, “Triangle singularity appearing as an $X(3872)$ -like peak in $B \rightarrow (J/\psi\pi^+\pi^-)K\pi$,” *Phys. Rev. D* **102**, 074004 (2020), arXiv:1912.11830 [hep-ph].
- [50] M. Ablikim *et al.* (BESIII), “Observation of a neutral charmoniumlike state $Z_c(4025)^0$ in $e^+e^- \rightarrow (D^*\bar{D}^*)^0\pi^0$,” *Phys. Rev. Lett.* **115**, 182002 (2015), arXiv:1507.02404 [hep-ex].
- [51] R. Casalbuoni, A. Deandrea, N. Di Bartolomeo, Raoul Gatto, F. Feruglio, and G. Nardulli, “Phenomenology of heavy meson chiral Lagrangians,” *Phys. Rept.* **281**, 145–238 (1997), arXiv:hep-ph/9605342 [hep-ph].
- [52] Eric Braaten, “Galilean-invariant effective field theory for the $X(3872)$,” *Phys. Rev. D* **91**, 114007 (2015), arXiv:1503.04791 [hep-ph].
- [53] V. Baru, J. Haidenbauer, C. Hanhart, Yu. Kalashnikova, and Alexander Evgenyevich Kudryavtsev, “Evidence that the $a_0(980)$ and $f_0(980)$ are not elementary particles,” *Phys. Lett.* **B586**, 53–61 (2004), arXiv:hep-ph/0308129 [hep-ph].
- [54] D. Gamermann, J. Nieves, E. Oset, and E. Ruiz Arriola, “Couplings in coupled channels versus wave functions: application to the $X(3872)$ resonance,” *Phys. Rev. D* **81**, 014029 (2010), arXiv:0911.4407 [hep-ph].
- [55] Yong-Hui Lin, Chao-Wei Shen, Feng-Kun Guo, and Bing-Song Zou, “Decay behaviors of the P_c hadronic molecules,” *Phys. Rev. D* **95**, 114017 (2017), arXiv:1703.01045 [hep-ph].

- [56] J.P. Lees *et al.* (BaBar), “Measurements of the Absolute Branching Fractions of $B^\pm \rightarrow K^\pm X_{c\bar{c}}$,” *Phys. Rev. Lett.* **124**, 152001 (2020), [arXiv:1911.11740 \[hep-ex\]](#).
- [57] F.-K. Guo, C. Hidalgo-Duque, J. Nieves, Altug Ozpineci, and M. P. Valderrama, “Detecting the long-distance structure of the $X(3872)$,” *Eur. Phys. J.* **C74**, 2885 (2014), [arXiv:1404.1776 \[hep-ph\]](#).
- [58] Lin Dai, Feng-Kun Guo, and Thomas Mehen, “Revisiting $X(3872) \rightarrow D^0 \bar{D}^0 \pi^0$ in an effective field theory for the $X(3872)$,” *Phys. Rev. D* **101**, 054024 (2020), [arXiv:1912.04317 \[hep-ph\]](#).
- [59] T. Hahn and M. Perez-Victoria, “Automatized one loop calculations in four-dimensions and D -dimensions,” *Comput. Phys. Commun.* **118**, 153–165 (1999), [arXiv:hep-ph/9807565](#).
- [60] J. Haidenbauer and G. Krein, “Production of charmed pseudoscalar mesons in antiproton-proton annihilation,” *Phys. Rev.* **D89**, 114003 (2014), [arXiv:1404.4174 \[hep-ph\]](#).
- [61] Yubing Dong, Amand Faessler, Thomas Gutsche, and Valery E. Lyubovitskij, “Role of the hadron molecule $\Lambda_c(2940)$ in the $p\bar{p} \rightarrow pD^0 \bar{\Lambda}_c(2286)$ annihilation reaction,” *Phys. Rev. D* **90**, 094001 (2014), [arXiv:1407.3949 \[hep-ph\]](#).
- [62] W. Liu, C. M. Ko, and Z. W. Lin, “Cross-section for charmonium absorption by nucleons,” *Phys. Rev. C* **65**, 015203 (2001).
- [63] Jun He, “Internal structures of the nucleon resonances $N(1875)$ and $N(2120)$,” *Phys. Rev. C* **91**, 018201 (2015), [arXiv:1501.00522 \[nucl-th\]](#).
- [64] S. Coleman and R.E. Norton, “Singularities in the physical region,” *Nuovo Cim.* **38**, 438–442 (1965).
- [65] Pablo G. Ortega and Enrique Ruiz Arriola, “On the precise measurement of the $X(3872)$ mass and its counting rate,” (2020), [arXiv:2007.11608 \[hep-ph\]](#).
- [66] V. Baru, J. Haidenbauer, C. Hanhart, Alexander Evgenyevich Kudryavtsev, and Ulf-G. Meißner, “Flatté-like distributions and the $a_0(980)/f_0(980)$ mesons,” *Eur. Phys. J. A* **23**, 523–533 (2005), [arXiv:nucl-th/0410099](#).
- [67] Christoph Schmid, “Final-State Interactions and the Simulation of Resonances,” *Phys. Rev.* **154**, 1363 (1967).
- [68] A. V. Anisovich and V. V. Anisovich, “Rescattering effects in three particle states and the Schmid theorem,” *Phys. Lett.* **B345**, 321–324 (1995).
- [69] Adam P. Szczepaniak, “Dalitz plot distributions in presence of triangle singularities,” *Phys. Lett.* **B757**, 61–64 (2016), [arXiv:1510.01789 \[hep-ph\]](#).

- [70] V. R. Debastiani, S. Sakai, and E. Oset, “Considerations on the Schmid theorem for triangle singularities,” *Eur. Phys. J. C* **79**, 69 (2019), [arXiv:1809.06890 \[hep-ph\]](#).
- [71] G. Barucca *et al.* (PANDA), “Precision resonance energy scans with the PANDA experiment at FAIR: Sensitivity study for width and line-shape measurements of the $X(3872)$,” *Eur. Phys. J. A* **55**, 42 (2019), [arXiv:1812.05132 \[hep-ex\]](#).
- [72] A. Lehrach, O. Boine-Frankenheim, F. Hinterberger, R. Maier, and D. Prasuhn, “Beam performance and luminosity limitations in the high-energy storage ring (HESR),” *Nucl. Instrum. Meth. A* **561**, 289–296 (2006), [arXiv:physics/0511165](#).
- [73] C. Hanhart, Yu.S. Kalashnikova, A.E. Kudryavtsev, and A.V. Nefediev, “Remarks on the quantum numbers of $X(3872)$ from the invariant mass distributions of the $\rho J/\psi$ and $\omega J/\psi$ final states,” *Phys. Rev. D* **85**, 011501 (2012), [arXiv:1111.6241 \[hep-ph\]](#).